



See a Social Security Number? Say Something!
Report Privacy Problems to <https://public.resource.org/privacy>
Or call the IRS Identity Theft Hotline at 1-800-908-4490



**Return of Private Foundation
or Section 4947(a)(1) Nonexempt Charitable Trust
Treated as a Private Foundation**

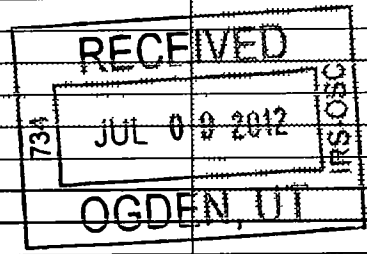
2011

Note. The foundation may be able to use a copy of this return to satisfy state reporting requirements

For calendar year 2011 or tax year beginning _____, and ending _____

Name of foundation GRANNY B&P FOUNDATION		A Employer identification number 27-2621507
Number and street (or P O box number if mail is not delivered to street address) 555 MADISON AVENUE	Room/suite 1302	B Telephone number 212-752-6400
City or town, state, and ZIP code NEW YORK, NY 10022		C If exemption application is pending, check here <input type="checkbox"/>
G Check all that apply <input type="checkbox"/> Initial return <input type="checkbox"/> Initial return of a former public charity <input type="checkbox"/> Final return <input type="checkbox"/> Amended return <input checked="" type="checkbox"/> Address change <input type="checkbox"/> Name change		D 1. Foreign organizations, check here <input type="checkbox"/> 2. Foreign organizations meeting the 85% test, check here and attach computation <input type="checkbox"/>
H Check type of organization <input type="checkbox"/> Section 4947(a)(1) nonexempt charitable trust <input checked="" type="checkbox"/> Section 501(c)(3) exempt private foundation <input type="checkbox"/> Other taxable private foundation		E If private foundation status was terminated under section 507(b)(1)(A), check here <input type="checkbox"/>
I Fair market value of all assets at end of year (from Part II, col (c), line 16) ▶ \$ 2,616,633.	J Accounting method <input checked="" type="checkbox"/> Cash <input type="checkbox"/> Accrual <input type="checkbox"/> Other (specify) _____	F If the foundation is in a 60-month termination under section 507(b)(1)(B), check here <input type="checkbox"/>

Part I Analysis of Revenue and Expenses <small>(The total of amounts in columns (b), (c), and (d) may not necessarily equal the amounts in column (a))</small>		(a) Revenue and expenses per books	(b) Net investment income	(c) Adjusted net income	(d) Disbursements for charitable purposes (cash basis only)
1 Contributions, gifts, grants, etc., received				N/A	
2 Check <input checked="" type="checkbox"/> if the foundation is not required to attach Sch B					
3 Interest on savings and temporary cash investments		490.	490.		STATEMENT 1
4 Dividends and interest from securities		77,880.	77,880.		STATEMENT 2
5a Gross rents					
b Net rental income or (loss)					
6a Net gain or (loss) from sale of assets not on line 10		-57,295.			
b Gross sales price for all assets on line 6a		958,678.			
7 Capital gain net income (from Part IV, line 2)			0.		
8 Net short-term capital gain					
9 Income modifications					
10a Gross sales less returns and allowances					
b Less Cost of goods sold					
c Gross profit or (loss)					
11 Other income					
12 Total. Add lines 1 through 11		21,075.	78,370.		
13 Compensation of officers, directors, trustees, etc		0.	0.		0.
14 Other employee salaries and wages					
15 Pension plans, employee benefits					
16a Legal fees					
b Accounting fees					
c Other professional fees		20,981.	20,981.		0.
17 Interest					
18 Taxes		2,148.	2,095.		0.
19 Depreciation and depletion					
20 Occupancy					
21 Travel, conferences, and meetings					
22 Printing and publications					
23 Other expenses		250.	0.		250.
24 Total operating and administrative expenses. Add lines 13 through 23		23,379.	23,076.		250.
25 Contributions, gifts, grants paid		435,000.			435,000.
26 Total expenses and disbursements. Add lines 24 and 25		458,379.	23,076.		435,250.
27 Subtract line 26 from line 12		-437,304.			
a Excess of revenue over expenses and disbursements					
b Net investment income (if negative, enter -0-)			55,294.		
c Adjusted net income (if negative, enter -0-)				N/A	



SCANNED JUL 18 2012

25

Part II Balance Sheets

Attached schedules and amounts in the description column should be for end-of-year amounts only

	Beginning of year	End of year		
		(a) Book Value	(b) Book Value	(c) Fair Market Value
Assets				
1 Cash - non-interest-bearing	1,917,934.	452,035.	452,035.	
2 Savings and temporary cash investments				
3 Accounts receivable ▶				
Less allowance for doubtful accounts ▶				
4 Pledges receivable ▶				
Less allowance for doubtful accounts ▶				
5 Grants receivable				
6 Receivables due from officers, directors, trustees, and other disqualified persons				
7 Other notes and loans receivable ▶				
Less allowance for doubtful accounts ▶				
8 Inventories for sale or use				
9 Prepaid expenses and deferred charges				
10a Investments - US and state government obligations				
b Investments - corporate stock STMT 6	721,232.	1,730,376.	1,672,526.	
c Investments - corporate bonds STMT 7	470,238.	489,689.	492,072.	
11 Investments - land, buildings, and equipment basis ▶				
Less: accumulated depreciation ▶				
12 Investments - mortgage loans				
13 Investments - other				
14 Land, buildings, and equipment basis ▶				
Less: accumulated depreciation ▶				
15 Other assets (describe ▶)				
16 Total assets (to be completed by all filers)	3,109,404.	2,672,100.	2,616,633.	
Liabilities				
17 Accounts payable and accrued expenses				
18 Grants payable				
19 Deferred revenue				
20 Loans from officers, directors, trustees, and other disqualified persons				
21 Mortgages and other notes payable				
22 Other liabilities (describe ▶)				
23 Total liabilities (add lines 17 through 22)	0.	0.		
Net Assets or Fund Balances				
Foundations that follow SFAS 117, check here and complete lines 24 through 26 and lines 30 and 31. ▶ <input type="checkbox"/>				
24 Unrestricted				
25 Temporarily restricted				
26 Permanently restricted				
Foundations that do not follow SFAS 117, check here and complete lines 27 through 31. ▶ <input checked="" type="checkbox"/>				
27 Capital stock, trust principal, or current funds	3,374,777.	3,374,777.		
28 Paid-in or capital surplus, or land, bldg, and equipment fund	0.	0.		
29 Retained earnings, accumulated income, endowment, or other funds	-265,373.	-702,677.		
30 Total net assets or fund balances	3,109,404.	2,672,100.		
31 Total liabilities and net assets/fund balances	3,109,404.	2,672,100.		

Part III Analysis of Changes in Net Assets or Fund Balances

1 Total net assets or fund balances at beginning of year - Part II, column (a), line 30 (must agree with end-of-year figure reported on prior year's return)	1	3,109,404.
2 Enter amount from Part I, line 27a	2	-437,304.
3 Other increases not included in line 2 (itemize) ▶	3	0.
4 Add lines 1, 2, and 3	4	2,672,100.
5 Decreases not included in line 2 (itemize) ▶	5	0.
6 Total net assets or fund balances at end of year (line 4 minus line 5) - Part II, column (b), line 30	6	2,672,100.

Form 990-PF (2011)

Part IV Capital Gains and Losses for Tax on Investment Income

(a) List and describe the kind(s) of property sold (e.g., real estate, 2-story brick warehouse, or common stock, 200 shs MLC Co)	(b) How acquired P - Purchase D - Donation	(c) Date acquired (mo., day, yr.)	(d) Date sold (mo., day, yr.)
1a			
b	SEE ATTACHED STATEMENT		
c			
d			
e			

(e) Gross sales price	(f) Depreciation allowed (or allowable)	(g) Cost or other basis plus expense of sale	(h) Gain or (loss) (e) plus (f) minus (g)
a			
b			
c			
d			
e	958,678.	1,015,973.	-57,295.

Complete only for assets showing gain in column (h) and owned by the foundation on 12/31/69			(i) Gains (Col (h) gain minus col (k), but not less than -0-) or Losses (from col (h))
(i) FMV as of 12/31/69	(j) Adjusted basis as of 12/31/69	(k) Excess of col (i) over col (j), if any	
a			
b			
c			
d			
e			-57,295.

2 Capital gain net income or (net capital loss) } { If gain, also enter in Part I, line 7
If (loss), enter -0- in Part I, line 7 2 -57,295.

3 Net short-term capital gain or (loss) as defined in sections 1222(5) and (6)
If gain, also enter in Part I, line 8, column (c)
If (loss), enter -0- in Part I, line 8 3 N/A

Part V Qualification Under Section 4940(e) for Reduced Tax on Net Investment Income

(For optional use by domestic private foundations subject to the section 4940(a) tax on net investment income.)

If section 4940(d)(2) applies, leave this part blank

Was the foundation liable for the section 4942 tax on the distributable amount of any year in the base period? Yes No

If "Yes," the foundation does not qualify under section 4940(e). Do not complete this part.

1 Enter the appropriate amount in each column for each year; see instructions before making any entries

(a) Base period years Calendar year (or tax year beginning in)	(b) Adjusted qualifying distributions	(c) Net value of noncharitable-use assets	(d) Distribution ratio (col (b) divided by col (c))
2010	268,000.	1,728,109.	.155083
2009			
2008			
2007			
2006			

2 Total of line 1, column (d) 2 .155083

3 Average distribution ratio for the 5-year base period - divide the total on line 2 by 5, or by the number of years the foundation has been in existence if less than 5 years 3 .155083

4 Enter the net value of noncharitable-use assets for 2011 from Part X, line 5 4 2,825,122.

5 Multiply line 4 by line 3 5 438,128.

6 Enter 1% of net investment income (1% of Part I, line 27b) 6 553.

7 Add lines 5 and 6 7 438,681.

8 Enter qualifying distributions from Part XII, line 4 8 435,250.

If line 8 is equal to or greater than line 7, check the box in Part VI, line 1b, and complete that part using a 1% tax rate. See the Part VI instructions.

Part VI Excise Tax Based on Investment Income (Section 4940(a), 4940(b), 4940(e), or 4948 - see instructions)

1a	Exempt operating foundations described in section 4940(d)(2), check here <input type="checkbox"/> and enter "N/A" on line 1 Date of ruling or determination letter: _____ (attach copy of letter if necessary-see instructions)		
b	Domestic foundations that meet the section 4940(e) requirements in Part V, check here <input type="checkbox"/> and enter 1% of Part I, line 27b	1	1,106.
c	All other domestic foundations enter 2% of line 27b Exempt foreign organizations enter 4% of Part I, line 12, col (b)		
2	Tax under section 511 (domestic section 4947(a)(1) trusts and taxable foundations only Others enter -0-)	2	0.
3	Add lines 1 and 2	3	1,106.
4	Subtitle A (income) tax (domestic section 4947(a)(1) trusts and taxable foundations only Others enter -0-)	4	0.
5	Tax based on investment income. Subtract line 4 from line 3 If zero or less, enter -0-	5	1,106.
6	Credits/Payments		
a	2011 estimated tax payments and 2010 overpayment credited to 2011	6a	
b	Exempt foreign organizations - tax withheld at source	6b	
c	Tax paid with application for extension of time to file (Form 8868)	6c	
d	Backup withholding erroneously withheld	6d	
7	Total credits and payments Add lines 6a through 6d	7	0.
8	Enter any penalty for underpayment of estimated tax. Check here <input type="checkbox"/> if Form 2220 is attached	8	26.
9	Tax due. If the total of lines 5 and 8 is more than line 7, enter amount owed	9	1,132.
10	Overpayment. If line 7 is more than the total of lines 5 and 8, enter the amount overpaid	10	
11	Enter the amount of line 10 to be Credited to 2012 estimated tax <input type="checkbox"/> Refunded <input type="checkbox"/>	11	

Part VII-A Statements Regarding Activities

	Yes	No
1a		X
1b		X
1c		X
d		
e		
2		X
3		X
4a		X
4b		
5		X
6	X	
7	X	
8a		
8b	X	
9		X
10	X	

N/A

Part VII-A Statements Regarding Activities (continued)

11	At any time during the year, did the foundation, directly or indirectly, own a controlled entity within the meaning of section 512(b)(13)? If "Yes," attach schedule (see instructions)	11		X
12	Did the foundation make a distribution to a donor advised fund over which the foundation or a disqualified person had advisory privileges? If "Yes," attach statement (see instructions)	12		X
13	Did the foundation comply with the public inspection requirements for its annual returns and exemption application? Website address ► N/A	13	X	
14	The books are in care of ► ARTHUR V. FOX, C.P.A., P.C. Telephone no ► 212-752-6400 Located at ► 126 EAST 56TH. STREET-12FL, NEW YORK, NY ZIP+4 ► 10022			
15	Section 4947(a)(1) nonexempt charitable trusts filing Form 990-PF in lieu of Form 1041 - Check here and enter the amount of tax-exempt interest received or accrued during the year ► 15 N/A			
16	At any time during calendar year 2011, did the foundation have an interest in or a signature or other authority over a bank, securities, or other financial account in a foreign country? See the instructions for exceptions and filing requirements for Form TD F 90-22.1 If "Yes," enter the name of the foreign country ►	16	Yes	No X

Part VII-B Statements Regarding Activities for Which Form 4720 May Be Required

File Form 4720 if any item is checked in the "Yes" column, unless an exception applies.

		Yes	No
1a	During the year did the foundation (either directly or indirectly)		
(1)	Engage in the sale or exchange, or leasing of property with a disqualified person? <input type="checkbox"/> Yes <input checked="" type="checkbox"/> No		
(2)	Borrow money from, lend money to, or otherwise extend credit to (or accept it from) a disqualified person? <input type="checkbox"/> Yes <input checked="" type="checkbox"/> No		
(3)	Furnish goods, services, or facilities to (or accept them from) a disqualified person? <input type="checkbox"/> Yes <input checked="" type="checkbox"/> No		
(4)	Pay compensation to, or pay or reimburse the expenses of, a disqualified person? <input type="checkbox"/> Yes <input checked="" type="checkbox"/> No		
(5)	Transfer any income or assets to a disqualified person (or make any of either available for the benefit or use of a disqualified person)? <input type="checkbox"/> Yes <input checked="" type="checkbox"/> No		
(6)	Agree to pay money or property to a government official? (Exception. Check "No" if the foundation agreed to make a grant to or to employ the official for a period after termination of government service, if terminating within 90 days) <input type="checkbox"/> Yes <input checked="" type="checkbox"/> No		
b	If any answer is "Yes" to 1a(1)-(6), did any of the acts fail to qualify under the exceptions described in Regulations section 53.4941(d)-3 or in a current notice regarding disaster assistance (see instructions)? Organizations relying on a current notice regarding disaster assistance check here N/A	1b	
c	Did the foundation engage in a prior year in any of the acts described in 1a, other than excepted acts, that were not corrected before the first day of the tax year beginning in 2011? 1c		X
2	Taxes on failure to distribute income (section 4942) (does not apply for years the foundation was a private operating foundation defined in section 4942(j)(3) or 4942(j)(5)):		
a	At the end of tax year 2011, did the foundation have any undistributed income (lines 6d and 6e, Part XIII) for tax year(s) beginning before 2011? <input type="checkbox"/> Yes <input checked="" type="checkbox"/> No If "Yes," list the years ►		
b	Are there any years listed in 2a for which the foundation is not applying the provisions of section 4942(a)(2) (relating to incorrect valuation of assets) to the year's undistributed income? (If applying section 4942(a)(2) to all years listed, answer "No" and attach statement - see instructions) N/A	2b	
c	If the provisions of section 4942(a)(2) are being applied to any of the years listed in 2a, list the years here ►		
3a	Did the foundation hold more than a 2% direct or indirect interest in any business enterprise at any time during the year? <input type="checkbox"/> Yes <input checked="" type="checkbox"/> No		
b	If "Yes," did it have excess business holdings in 2011 as a result of (1) any purchase by the foundation or disqualified persons after May 26, 1969, (2) the lapse of the 5-year period (or longer period approved by the Commissioner under section 4943(c)(7)) to dispose of holdings acquired by gift or bequest, or (3) the lapse of the 10-, 15-, or 20-year first phase holding period? (Use Schedule C, Form 4720, to determine if the foundation had excess business holdings in 2011.) N/A	3b	
4a	Did the foundation invest during the year any amount in a manner that would jeopardize its charitable purposes? 4a		X
b	Did the foundation make any investment in a prior year (but after December 31, 1969) that could jeopardize its charitable purpose that had not been removed from jeopardy before the first day of the tax year beginning in 2011? 4b		X

Part VII-B Statements Regarding Activities for Which Form 4720 May Be Required (continued)

5a During the year did the foundation pay or incur any amount to

(1) Carry on propaganda, or otherwise attempt to influence legislation (section 4945(e))? Yes No

(2) Influence the outcome of any specific public election (see section 4955), or to carry on, directly or indirectly, any voter registration drive? Yes No

(3) Provide a grant to an individual for travel, study, or other similar purposes? Yes No

(4) Provide a grant to an organization other than a charitable, etc., organization described in section 509(a)(1), (2), or (3), or section 4940(d)(2)? Yes No

(5) Provide for any purpose other than religious, charitable, scientific, literary, or educational purposes, or for the prevention of cruelty to children or animals? Yes No

b If any answer is "Yes" to 5a(1)-(5), did any of the transactions fail to qualify under the exceptions described in Regulations section 53.4945 or in a current notice regarding disaster assistance (see instructions)? Yes No
 Organizations relying on a current notice regarding disaster assistance check here N/A

c If the answer is "Yes" to question 5a(4), does the foundation claim exemption from the tax because it maintained expenditure responsibility for the grant? Yes No
 If "Yes," attach the statement required by Regulations section 53.4945-5(d) N/A

6a Did the foundation, during the year, receive any funds, directly or indirectly, to pay premiums on a personal benefit contract? Yes No

b Did the foundation, during the year, pay premiums, directly or indirectly, on a personal benefit contract? Yes No
 If "Yes" to 6b, file Form 8870.

7a At any time during the tax year, was the foundation a party to a prohibited tax shelter transaction? Yes No

b If "Yes," did the foundation receive any proceeds or have any net income attributable to the transaction? Yes No

Part VIII Information About Officers, Directors, Trustees, Foundation Managers, Highly Paid Employees, and Contractors

1 List all officers, directors, trustees, foundation managers and their compensation.

(a) Name and address	(b) Title, and average hours per week devoted to position	(c) Compensation (If not paid, enter -0-)	(d) Contributions to employee benefit plans and deferred compensation	(e) Expense account, other allowances
BRIAN S. SNYDER 555 MADISON AVENUE-1302 NEW YORK, NY 10022	TRUSTEE 0.00	0.	0.	0.

2 Compensation of five highest-paid employees (other than those included on line 1). If none, enter "NONE."

(a) Name and address of each employee paid more than \$50,000	(b) Title, and average hours per week devoted to position	(c) Compensation	(d) Contributions to employee benefit plans and deferred compensation	(e) Expense account, other allowances
NONE				

Total number of other employees paid over \$50,000 0

Part VIII Information About Officers, Directors, Trustees, Foundation Managers, Highly Paid Employees, and Contractors (continued)

3 Five highest-paid independent contractors for professional services. If none, enter "NONE."

(a) Name and address of each person paid more than \$50,000	(b) Type of service	(c) Compensation
NONE		

Total number of others receiving over \$50,000 for professional services ▶ 0

Part IX-A Summary of Direct Charitable Activities

List the foundation's four largest direct charitable activities during the tax year. Include relevant statistical information such as the number of organizations and other beneficiaries served, conferences convened, research papers produced, etc	Expenses
1 N/A	
2	
3	
4	

Part IX-B Summary of Program-Related Investments

Describe the two largest program-related investments made by the foundation during the tax year on lines 1 and 2	Amount
1 N/A	
2	
All other program-related investments See instructions	
3	
Total. Add lines 1 through 3 ▶	0.

Part X Minimum Investment Return (All domestic foundations must complete this part. Foreign foundations, see instructions.)

1	Fair market value of assets not used (or held for use) directly in carrying out charitable, etc., purposes.		
a	Average monthly fair market value of securities	1a	1,683,159.
b	Average of monthly cash balances	1b	1,184,985.
c	Fair market value of all other assets	1c	0.
d	Total (add lines 1a, b, and c)	1d	2,868,144.
e	Reduction claimed for blockage or other factors reported on lines 1a and 1c (attach detailed explanation)	1e	0.
2	Acquisition indebtedness applicable to line 1 assets	2	0.
3	Subtract line 2 from line 1d	3	2,868,144.
4	Cash deemed held for charitable activities. Enter 1 1/2% of line 3 (for greater amount, see instructions)	4	43,022.
5	Net value of noncharitable-use assets. Subtract line 4 from line 3. Enter here and on Part V, line 4	5	2,825,122.
6	Minimum investment return. Enter 5% of line 5	6	141,256.

Part XI Distributable Amount (see instructions) (Section 4942(j)(3) and (j)(5) private operating foundations and certain foreign organizations check here and do not complete this part)

1	Minimum investment return from Part X, line 6	1	141,256.
2a	Tax on investment income for 2011 from Part VI, line 5	2a	1,106.
b	Income tax for 2011 (This does not include the tax from Part VI)	2b	
c	Add lines 2a and 2b	2c	1,106.
3	Distributable amount before adjustments Subtract line 2c from line 1	3	140,150.
4	Recoveries of amounts treated as qualifying distributions	4	0.
5	Add lines 3 and 4	5	140,150.
6	Deduction from distributable amount (see instructions)	6	0.
7	Distributable amount as adjusted Subtract line 6 from line 5. Enter here and on Part XIII, line 1	7	140,150.

Part XII Qualifying Distributions (see instructions)

1	Amounts paid (including administrative expenses) to accomplish charitable, etc., purposes		
a	Expenses, contributions, gifts, etc. - total from Part I, column (d), line 26	1a	435,250.
b	Program-related investments - total from Part IX-B	1b	0.
2	Amounts paid to acquire assets used (or held for use) directly in carrying out charitable, etc., purposes	2	
3	Amounts set aside for specific charitable projects that satisfy the		
a	Suitability test (prior IRS approval required)	3a	
b	Cash distribution test (attach the required schedule)	3b	
4	Qualifying distributions. Add lines 1a through 3b. Enter here and on Part V, line 8, and Part XIII, line 4	4	435,250.
5	Foundations that qualify under section 4940(e) for the reduced rate of tax on net investment income. Enter 1% of Part I, line 27b	5	0.
6	Adjusted qualifying distributions. Subtract line 5 from line 4	6	435,250.

Note. The amount on line 6 will be used in Part V, column (b), in subsequent years when calculating whether the foundation qualifies for the section 4940(e) reduction of tax in those years

Part XIII Undistributed Income (see instructions)

	(a) Corpus	(b) Years prior to 2010	(c) 2010	(d) 2011
1 Distributable amount for 2011 from Part XI, line 7				140,150.
2 Undistributed income, if any, as of the end of 2011				
a Enter amount for 2010 only			0.	
b Total for prior years		0.		
3 Excess distributions carryover, if any, to 2011:				
a From 2006				
b From 2007				
c From 2008				
d From 2009				
e From 2010				213,132.
f Total of lines 3a through e	213,132.			
4 Qualifying distributions for 2011 from Part XII, line 4 ▶ \$ 435,250.				
a Applied to 2010, but not more than line 2a			0.	
b Applied to undistributed income of prior years (Election required - see instructions)		0.		
c Treated as distributions out of corpus (Election required - see instructions)	0.			
d Applied to 2011 distributable amount				140,150.
e Remaining amount distributed out of corpus	295,100.			
5 Excess distributions carryover applied to 2011 (If an amount appears in column (d), the same amount must be shown in column (a).)	0.			0.
6 Enter the net total of each column as indicated below:				
a Corpus Add lines 3f, 4c, and 4e Subtract line 5	508,232.			
b Prior years' undistributed income Subtract line 4b from line 2b		0.		
c Enter the amount of prior years' undistributed income for which a notice of deficiency has been issued, or on which the section 4942(a) tax has been previously assessed		0.		
d Subtract line 6c from line 6b Taxable amount - see instructions		0.		
e Undistributed income for 2010 Subtract line 4a from line 2a Taxable amount - see instr			0.	
f Undistributed income for 2011 Subtract lines 4d and 5 from line 1 This amount must be distributed in 2012				0.
7 Amounts treated as distributions out of corpus to satisfy requirements imposed by section 170(b)(1)(F) or 4942(g)(3)	0.			
8 Excess distributions carryover from 2006 not applied on line 5 or line 7	0.			
9 Excess distributions carryover to 2012. Subtract lines 7 and 8 from line 6a	508,232.			
10 Analysis of line 9				
a Excess from 2007				
b Excess from 2008				
c Excess from 2009				
d Excess from 2010				213,132.
e Excess from 2011				295,100.

Part XIV Private Operating Foundations (see instructions and Part VII-A, question 9)

N/A

1 a If the foundation has received a ruling or determination letter that it is a private operating foundation, and the ruling is effective for 2011, enter the date of the ruling

b Check box to indicate whether the foundation is a private operating foundation described in section 4942(j)(3) or 4942(j)(5)

2 a Enter the lesser of the adjusted net income from Part I or the minimum investment return from Part X for each year listed

	Tax year		Prior 3 years		(e) Total
	(a) 2011	(b) 2010	(c) 2009	(d) 2008	
b 85% of line 2a					
c Qualifying distributions from Part XII, line 4 for each year listed					
d Amounts included in line 2c not used directly for active conduct of exempt activities					
e Qualifying distributions made directly for active conduct of exempt activities					
<i>Subtract line 2d from line 2c</i>					
3 Complete 3a, b, or c for the alternative test relied upon					
a "Assets" alternative test - enter					
(1) Value of all assets					
(2) Value of assets qualifying under section 4942(j)(3)(B)(i)					
b "Endowment" alternative test - enter 2/3 of minimum investment return shown in Part X, line 6 for each year listed					
c "Support" alternative test - enter					
(1) Total support other than gross investment income (interest, dividends, rents, payments on securities loans (section 512(a)(5)), or royalties)					
(2) Support from general public and 5 or more exempt organizations as provided in section 4942(j)(3)(B)(iii)					
(3) Largest amount of support from an exempt organization					
(4) Gross investment income					

Part XV Supplementary Information (Complete this part only if the foundation had \$5,000 or more in assets at any time during the year-see instructions.)

1 Information Regarding Foundation Managers:

a List any managers of the foundation who have contributed more than 2% of the total contributions received by the foundation before the close of any tax year (but only if they have contributed more than \$5,000) (See section 507(d)(2))

NONE

b List any managers of the foundation who own 10% or more of the stock of a corporation (or an equally large portion of the ownership of a partnership or other entity) of which the foundation has a 10% or greater interest

NONE

2 Information Regarding Contribution, Grant, Gift, Loan, Scholarship, etc., Programs:

Check here if the foundation only makes contributions to preselected charitable organizations and does not accept unsolicited requests for funds. If the foundation makes gifts, grants, etc (see instructions) to individuals or organizations under other conditions, complete items 2a, b, c, and d

a The name, address, and telephone number of the person to whom applications should be addressed

b The form in which applications should be submitted and information and materials they should include

c Any submission deadlines

d Any restrictions or limitations on awards, such as by geographical areas, charitable fields, kinds of institutions, or other factors

Part XV Supplementary Information (continued)

3 Grants and Contributions Paid During the Year or Approved for Future Payment

Recipient Name and address (home or business)	If recipient is an individual, show any relationship to any foundation manager or substantial contributor	Foundation status of recipient	Purpose of grant or contribution * *	Amount
a Paid during the year				
CAP	NONE		THE PURPOSE OF THESE CONTRIBUTIONS	50,000.
MSKCC	NONE		IS TO AID THE DONEE ORGANIZATIONS	50,000.
CLINTON FOUNDATION	NONE		IN CARRYING OUT THEIR EXEMPT FUNCTIONS	50,000.
RIGHT TO PLAY	NONE			10,000.
AMER FDN FOR EQUAL RIGHTS	NONE			25,000.
Total SEE CONTINUATION SHEET(S)				435,000.
b Approved for future payment				
NONE				
Total				0.

Part XVI-A Analysis of Income-Producing Activities

Enter gross amounts unless otherwise indicated

Table with 5 columns: (a) Business code, (b) Amount, (c) Exclusion code, (d) Amount, (e) Related or exempt function income. Rows include Program service revenue, Membership dues and assessments, Interest on savings and temporary cash investments, Dividends and interest from securities, Net rental income, and other revenue.

Part XVI-B Relationship of Activities to the Accomplishment of Exempt Purposes

Table with 2 columns: Line No., Explain below how each activity for which income is reported in column (e) of Part XVI-A contributed importantly to the accomplishment of the foundation's exempt purposes. Content includes 'NOT APPLICABLE'.

Part XVII Information Regarding Transfers To and Transactions and Relationships With Noncharitable Exempt Organizations

- 1 Did the organization directly or indirectly engage in any of the following with any other organization described in section 501(c) of the Code...
a Transfers from the reporting foundation to a noncharitable exempt organization of (1) Cash, (2) Other assets
b Other transactions: (1) Sales of assets to a noncharitable exempt organization, (2) Purchases of assets from a noncharitable exempt organization, (3) Rental of facilities, equipment, or other assets, (4) Reimbursement arrangements, (5) Loans or loan guarantees, (6) Performance of services or membership or fundraising solicitations
c Sharing of facilities, equipment, mailing lists, other assets, or paid employees
d If the answer to any of the above is "Yes," complete the following schedule

Table with 4 columns: (a) Line no, (b) Amount involved, (c) Name of noncharitable exempt organization, (d) Description of transfers, transactions, and sharing arrangements. Content includes 'N/A' for (c) and (d).

2a Is the foundation directly or indirectly affiliated with, or related to, one or more tax-exempt organizations described in section 501(c) of the Code (other than section 501(c)(3)) or in section 527? [] Yes [X] No

Table with 3 columns: (a) Name of organization, (b) Type of organization, (c) Description of relationship. Content includes 'N/A' for (a).

Sign Here: Under penalties of perjury, I declare that I have examined this return, including accompanying schedules and statements, and to the best of my knowledge and belief, it is true, correct, and complete. Declaration of preparer (other than taxpayer) is based on all information of which preparer has any knowledge. Signature of officer or trustee: [Signature], Date: 1/6/12, Title: Pres.

May the IRS discuss this return with the preparer shown below (see Instr)? [X] Yes [] No

Paid Preparer Use Only: Print/Type preparer's name: ARTHUR V. FOX; Preparer's signature: [Signature]; Date: 6/12/12; Check [] if self-employed; PTIN: P00560060; Firm's name: ARTHUR V. FOX, C.P.A., P.C.; Firm's EIN: 13-3695368; Firm's address: 126 EAST 56TH. STREET-12FL, NEW YORK, NY 10022; Phone no.

Part XV Supplementary Information**3 Grants and Contributions Paid During the Year (Continuation)**

Recipient Name and address (home or business)	If recipient is an individual, show any relationship to any foundation manager or substantial contributor	Foundation status of recipient	Purpose of grant or contribution	Amount
PAL	NONE			2,500.
HHAF	NONE			5,000.
MSKCC	NONE			10,000.
WOMENS REFUGE COMMISSION	NONE			15,000.
CLINTON FOUNDATION	NONE			50,000.
RIGHT TO PLAY	NONE			25,000.
CANCER SCHMANCER	NONE			25,000.
CENTER ON LAW AND SECURITY	NONE			30,000.
ACCIDENTAL REPORTORY THEATRE	NONE			5,000.
MCC THEATRE	NONE			2,500.
Total from continuation sheets				250,000.

Part XV Supplementary Information

3 Grants and Contributions Paid During the Year (Continuation)

Recipient Name and address (home or business)	If recipient is an individual, show any relationship to any foundation manager or substantial contributor	Foundation status of recipient	Purpose of grant or contribution	Amount
RFX CTR FOR JUSTICE & HUMAN	NONE			10,000.
INNOCENSE PROJECT	NONE			10,000.
FILM AID INTL	NONE			5,000.
PAL	NONE			5,000.
CF FDN	NONE			50,000.
Total from continuation sheets				

Part XV Supplementary Information

3a Grants and Contributions Paid During the Year Continuation of Purpose of Grant or Contribution

NAME OF RECIPIENT - CLINTON FOUNDATION

IN CARRYING OUT THEIR EXEMPT FUNCTIONS

IN CARRYING OUT THEIR EXEMPT FUNCTIONS

GRANNY B&P FOUNDATION

Part IV Capital Gains and Losses for Tax on Investment Income

(a) List and describe the kind(s) of property sold, e.g., real estate, 2-story brick warehouse, or common stock, 200 shs MLC Co	(b) How acquired P - Purchase D - Donation	(c) Date acquired (mo, day, yr)	(d) Date sold (mo, day, yr)
1a SEE SCHEDULE ATTACHED-14051	P		
b SEE SCHEDULE ATTACHED-14052	P		
c SEE SCHEDULE ATTACHED-14052	P		
d SEE SCHEDULE ATTACHED-14517	P		
e SEE SCHEDULE ATTACHED-14232	P		
f SEE SCHEDULE ATTACHED-DSM	P		
g SEE SCHEDULE ATTACHED-28710	P		
h CAPITAL GAINS DIVIDENDS			
i			
j			
k			
l			
m			
n			
o			

(e) Gross sales price	(f) Depreciation allowed (or allowable)	(g) Cost or other basis plus expense of sale	(h) Gain or (loss) (e) plus (f) minus (g)
a 171,176.		174,151.	-2,975.
b 95,841.		95,667.	174.
c 12,556.		13,073.	-517.
d 479,560.		526,675.	-47,115.
e 21,358.		21,338.	20.
f 131,684.		144,587.	-12,903.
g 43,841.		40,482.	3,359.
h 2,662.			2,662.
i			
j			
k			
l			
m			
n			
o			

Complete only for assets showing gain in column (h) and owned by the foundation on 12/31/69			(l) Losses (from col (h)) Gains (excess of col (h) gain over col (k), but not less than "-0-")
(i) F M V. as of 12/31/69	(j) Adjusted basis as of 12/31/69	(k) Excess of col (i) over col (j), if any	
a			-2,975.
b			174.
c			-517.
d			-47,115.
e			20.
f			-12,903.
g			3,359.
h			2,662.
i			
j			
k			
l			
m			
n			
o			

2 Capital gain net income or (net capital loss) (If gain, also enter in Part I, line 7 If (loss), enter "-0-" in Part I, line 7)	2	-57,295.
3 Net short-term capital gain or (loss) as defined in sections 1222(5) and (6) If gain, also enter in Part I, line 8, column (c) If (loss), enter "-0-" in Part I, line 8	3	N/A

FORM 990-PF INTEREST ON SAVINGS AND TEMPORARY CASH INVESTMENTS STATEMENT 1

SOURCE	AMOUNT
GOLDMAN 28710	37.
GOLDMAN 28711	115.
GOLDMAN DSM-51355	13.
UBS-14052	325.
TOTAL TO FORM 990-PF, PART I, LINE 3, COLUMN A	490.

FORM 990-PF DIVIDENDS AND INTEREST FROM SECURITIES STATEMENT 2

SOURCE	GROSS AMOUNT	CAPITAL GAINS DIVIDENDS	COLUMN (A) AMOUNT
GOLDMAN SACHS-28710	5,329.	0.	5,329.
GOLDMAN SACHS-28711	6,631.	0.	6,631.
GOLDMAN SACHS-28711	2,662.	2,662.	0.
GOLDMAN SACHS-DSM-51355	1,998.	0.	1,998.
UBS-13110	3,837.	0.	3,837.
UBS-14051	18,113.	0.	18,113.
UBS-14052	2.	0.	2.
UBS-14052	38,324.	0.	38,324.
UBS-14232	2,699.	0.	2,699.
UBS-14517	947.	0.	947.
TOTAL TO FM 990-PF, PART I, LN 4	80,542.	2,662.	77,880.

FORM 990-PF OTHER PROFESSIONAL FEES STATEMENT 3

DESCRIPTION	(A) EXPENSES PER BOOKS	(B) NET INVEST- MENT INCOME	(C) ADJUSTED NET INCOME	(D) CHARITABLE PURPOSES
MANAGEMENT FEE-14051	5,772.	5,772.		0.
MANAGEMENT FEE-14052	4,250.	4,250.		0.
MANAGEMENT FEE-14517	5,344.	5,344.		0.
MANAGEMENT FEE-14232	1,098.	1,098.		0.
MANAGEMENT FEE-DSM	1,739.	1,739.		0.
MANAGEMENT FEE-28710	2,778.	2,778.		0.
TO FORM 990-PF, PG 1, LN 16C	20,981.	20,981.		0.

FORM 990-PF	TAXES	STATEMENT	4
-------------	-------	-----------	---

DESCRIPTION	(A) EXPENSES PER BOOKS	(B) NET INVEST- MENT INCOME	(C) ADJUSTED NET INCOME	(D) CHARITABLE PURPOSES
FOREIGN TAX WITHHELD	2,095.	2,095.		0.
FEDERAL EXCISE TAX	53.	0.		0.
TO FORM 990-PF, PG 1, LN 18	2,148.	2,095.		0.

FORM 990-PF	OTHER EXPENSES	STATEMENT	5
-------------	----------------	-----------	---

DESCRIPTION	(A) EXPENSES PER BOOKS	(B) NET INVEST- MENT INCOME	(C) ADJUSTED NET INCOME	(D) CHARITABLE PURPOSES
NYS FILING FEE	250.	0.		250.
TO FORM 990-PF, PG 1, LN 23	250.	0.		250.

FORM 990-PF	CORPORATE STOCK	STATEMENT	6
-------------	-----------------	-----------	---

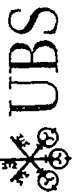
DESCRIPTION	BOOK VALUE	FAIR MARKET VALUE
UBS-13110	154,105.	171,530.
UBS-14051	505,463.	540,270.
UBS-14517	152,828.	160,546.
UBS-14232	96,505.	75,842.
GOLDMAN SACHS-DSM	237,332.	243,368.
BASIS ADJUSTMENT -SECURITIES	69,310.	0.
GOLDMAN SACHS-YACKTMAN	255,948.	264,779.
GOLDMAN SACHS-BKG	258,885.	216,191.
TOTAL TO FORM 990-PF, PART II, LINE 10B	1,730,376.	1,672,526.

FORM 990-PF

CORPORATE BONDS

STATEMENT 7

DESCRIPTION	BOOK VALUE	FAIR MARKET VALUE
UBS-14052	489,689.	492,072.
TOTAL TO FORM 990-PF, PART II, LINE 10C	489,689.	492,072.



UBS Financial Services Inc
299 Park Avenue
25th Floor
New York NY 10171-0002

CPZ6002343769 1211 X24 Y1 0

2011 Year End Summary

Account name: GRANNY B & P FOUNDATION

TRADEWINDS INTL

Friendly account name: NWQ Int'l

Account number: Y1 14232 4C

Your Financial Advisor:

SECHAN/KOBERNICK

Phone 212-821-7000/800-308-3140

GRANNY B & P FOUNDATION

TRADEWINDS INTL

ATTN: HBJ INVESTMENTS

555 MADISON AVENUE

SUITE 1302

NEW YORK NY 10022-3301

Summary of gains and losses

Short term Amount (\$)
20.92

Realized gains and losses

Estimated 2011 gains and losses for transactions with trade dates through 12/30/11 have been incorporated into this statement. Please note that gain or loss recognized on the sale or redemption of certain Structured Products, like Contingent Debt Securities, may be ordinary, and not capital, gain or loss. Please check with your tax advisor. To calculate gains and losses, we liquidate the oldest security lot first. This is known as the first-in, first-out or FIFO accounting method. We use this method unless you specified which tax lot to close when you placed your order. This is known as a versus purchases or VSP order.

See *Important information about your statement* on the last page of this statement for more information. We may not adjust gains and losses for all capital changes. Cost basis for coupon tax-exempt municipal securities, include securities subject to AMT, has been adjusted for mandatory amortization of bond premium. Estimates in the Unclassified section can not be classified as short term or long term because information is missing, or the product is one in which the gain/loss calculation is not provided.

Short-term capital gains and losses

Security description	Method	Quantity or face value	Purchase date	Sale date	Sale amount (\$)	Cost basis (\$)	Wash sale cost basis adjustment (\$)	Loss (\$)	Gain (\$)
ALCATEL-LUCENT SPON ADR	FIFO	73 000	Jan 26, 11	Feb 02, 11	249 65	247 35			2 30
	FIFO	75 000	Jan 26, 11	Feb 03, 11	250 70	254 12		-3.42	
	FIFO	73 000	Jan 26, 11	Feb 15, 11	332 58	247 35			85 23
	FIFO	220 000	Jan 26, 11	Feb 23, 11	1,020 30	745 43			274 87

continued next page



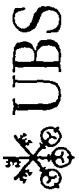
Friendly account name: NWQ Int'l
Account number: Y1 14232 4C

Realized gains and losses (continued)

Short-term capital gains and losses (continued)

Security description	Method	Quantity or face value	Purchase date	Sale date	Sale amount (\$)	Cost basis (\$)	Wash sale cost basis adjustment (\$)	Loss (\$)	Gain (\$)
ANGLOGOLD ASHANTI LTD NEW SPON ADR	FIFO	1 000	Jan 26, 11	Feb 25, 11	4 81	3 39			1 42
ASTRAZENECA PLC SPON ADR	FIFO	10 000	Jan 26, 11	Dec 16, 11	414 00	435 47		-21 47	
BARRICK GOLD CORP CAD	FIFO	6 000	Jan 26, 11	Aug 23, 11	281 68	293 27		-11 59	
DAIWA HOUSE IND LTD ADR JAPAN ADR	FIFO	10 000	Jan 26, 11	Apr 07, 11	537 34	465 68			71 66
EMBRAER 5 A SPON ADR	FIFO	7 000	Jan 26, 11	Aug 22, 11	364 18	325 97			38 21
FINMECCANICA SPA ADR	FIFO	4 000	Jan 26, 11	Mar 29, 11	501 89	501 00			0 89
GLAXO SMITHKLINE PLC ADR	FIFO	7 000	Jan 26, 11	Aug 10, 11	838 76	876 75		-37 99	
GOLD FIELDS LTD SPON ADR	FIFO	1 000	Jan 26, 11	Aug 11, 11	119 63	125 25		-5 62	
KAO CORP REPSTG 10 SHS COM SPON ADR	FIFO	8 000	Jan 26, 11	Jul 29, 11	236 65	258 39		-21 74	
KINROSS GOLD CORP NEW CAD	FIFO	23 000	Jan 26, 11	Aug 01, 11	669 28	742 86		-73 58	
NEXEN INC CAD	FIFO	89 000	Jan 26, 11	Oct 12, 11	333 89	590 99		-257 10	
NIPPON TELEG & TEL CORP SPON ADR	FIFO	9 000	Jan 26, 11	May 31, 11	390 06	338 84			51 22
	FIFO	7 000	Jan 26, 11	Nov 08, 11	310 99	263 54			47 45
	FIFO	17 000	Jan 26, 11	Oct 05, 11	252 75	270 24		-17 49	
	FIFO	11 000	Jan 26, 11	Aug 04, 11	299 74	292 49			7 25
	FIFO	17 000	Jan 26, 11	Aug 10, 11	444 55	452 03		-7 48	
	FIFO	32 000	Jan 26, 11	Aug 15, 11	834 37	850 88		-16 51	
	FIFO	10 000	Jan 26, 11	Aug 23, 11	256 12	265 90		-9 78	
	FIFO	24 000	Jan 26, 11	Aug 24, 11	616 75	638 16		-21 41	
KAZAKHGOLD GROUP LTD **NAME CHANGE EFF 08/2011** SPON GBP	Adjustment	0 410	Jul 22, 11	Jul 25, 11	1 45	1 45			
NIPPOSS GOLD CORP NEW CAD	FIFO	23 000	Jan 26, 11	Aug 30, 11	401 61	380 19			21 42
	FIFO	9 000	Jan 26, 11	Mar 04, 11	244 29	218 39			-25 90
	FIFO	16 000	Jan 26, 11	Apr 04, 11	405 26	388 25			17 01
	FIFO	30 000	Jan 26, 11	Oct 04, 11	701 37	697 19			4 18

continued next page



ACCESS

Account name: GRANNY B & P FOUNDATION

Friendly account name: NWO Int'l

Account number: Y1 14232 4C

Your Financial Advisor:

SECHAN/KOBERNICK

212-821-7000/800-308-3140

Realized gains and losses (continued)

Short-term capital gains and losses (continued)

Security description	Method	Quantity or face value	Purchase date	Sale date	Sale amount (\$)	Cost basis (\$)	Wash sale cost basis adjustment (\$)	Loss (\$)	Gain (\$)
OAO GAZPROM LEVEL 1 ADR PROGRAM (RUSSIA) SPON ADR	FIFO	5 000	Jan 26, 11	Mar 08, 11	153 01	132 85			20 16
POLYUS GOLD ADR	Adjustment	13 000	Jun 16, 11	Jul 22, 11	394 39	452.64		-58 25	
ROYAL DUTCH SHELL PLC ADS REPSTG 2 CL B ORD SHS SPON ADR	FIFO	9 000	Jan 26, 11	Aug 03, 11	623 95	626 36		-2 41	
	FIFO	27 000	Jan 26, 11	Oct 06, 11	1,714 47	1,879 07		-164 60	
SEVEN & I HLDGS CO LTD ADR	FIFO	6 000	Jan 26, 11	Jun 22, 11	327 11	317 10			10 01
	FIFO	2 000	Jan 26, 11	Jun 23, 11	106 56	105 70			0 86
	FIFO	6 000	Jan 26, 11	Sep 30, 11	342 15	317 10			25 05
	FIFO	4 000	Jan 26, 11	Dec 19, 11	215 75	211.40			4 35
SIEMENS A G SPON ADR	FIFO	2 000	Jan 26, 11	Feb 08, 11	254 41	258 64		-4 23	
	FIFO	3 000	Jan 26, 11	Jun 27, 11	396 42	387 96			8 46
SK TELECOM CO LTD ADR	FIFO	17 000	Jan 26, 11	May 25, 11	315 57	300 31			15 26
STATOIL ASA SPON ADR	FIFO	41 000	Jan 26, 11	Oct 18, 11	1,022 38	1,000 26			22 12
SUMITOMO MITSUI TRUST HOLDINGS SPON ADR	Adjustment	0 730	Apr 01, 11	Apr 01, 11	2 44	2 56		-0 12	
SUMITOMO TRUST & BANKING * EXCHANGE EFF 04/2011* SPON ADR	Adjustment	196 000	Jan 27, 11	Apr 01, 11	1,022 14	1,238 72		-216 58	
	Adjustment	30 000	Mar 17, 11	Apr 01, 11	156 45	159 22		-2 77	
SUNCOR ENERGY INC NEW CAD	FIFO	8 000	Jan 26, 11	Mar 03, 11	372 82	310 00			62 82
	FIFO	11 000	Jan 26, 11	Apr 07, 11	487 61	426 25			61.36
	FIFO	10 000	Jan 26, 11	May 31, 11	417 81	387 50			30 31
	FIFO	11 000	Jan 26, 11	Jul 21, 11	458 00	426 25			31.75
	FIFO	12 000	Jan 26, 11	Jul 22, 11	496 56	465 00			31.56
TAKEDA PHARMACEUTICAL CO LTD SPON ADR	FIFO	20 000	Jan 26, 11	May 20, 11	464 86	485 60		-20 74	
	FIFO	1 000	Jan 26, 11	May 23, 11	23 18	24 28		-1 10	

continued next page



Friendly account name: NWQ Int'l
 Account number: Y1 14232 4C

Realized gains and losses (continued)

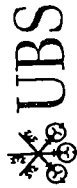
Short-term capital gains and losses (continued)

Security description	Method	Quantity or face value	Purchase date	Sale date	Sale amount (\$)	Cost basis (\$)	Wash sale cost basis adjustment(\$)	Loss (\$)	Gain (\$)
TELECOM ITALIA SPA NEW REPSTG 10 SAVINGS SHS SPON ADR	FIFO	21,000	Jan 26, 11	Mar 24, 11	275,74	251,92		-\$975.98	\$996.90
Total					\$21,358.43	\$21,337.51			\$20.92

Net short-term capital gains and losses

Net capital gains/losses:

2011 Year End Summary



UBS Financial Services Inc
299 Park Avenue
25th Floor
New York NY 10171-0002
CPZ6002343765 1211 X24 Y1 0

GRANNY B & P FOUNDATION
NORTH COAST
ATTN: HBJ INVESTMENTS
555 MADISON AVENUE
SUITE 1302
NEW YORK NY 10022-3301

Account name: GRANNY B & P FOUNDATION
NORTH COAST
Friendly account name: NorthCoast CAN
Account number: Y1 14517 4C

Your Financial Advisor:
SECHAN/KOBERNICK
Phone 212-821-7000/800-308-3140

Summary of gains and losses

Short term Amount (\$)
-47,115 35

Realized gains and losses

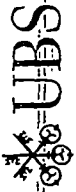
Estimated 2011 gains and losses for transactions with trade dates through 12/30/11 have been incorporated into this statement. Please note that gain or loss recognized on the sale or redemption of certain Structured Products, like Contingent Debt Securities, may be ordinary, and not capital, gain or loss. Please check with your tax advisor. To calculate gains and losses, we liquidate the oldest security lot first. This is known as the first-in, first-out or FIFO accounting method. We use this method unless you specified which tax lot to close when you placed your order. This is known as a versus purchases or VSP order.

Short-term capital gains and losses

Security description	Method	Quantity or face value	Purchase date	Sale date	Sale amount (\$)	Cost basis (\$)	Wash sale cost basis adjustment(\$)	Loss (\$)	Gain (\$)
ACCENTURE PLC IRELAND CLA	FIFO	55 000	Apr 08, 11	Apr 25, 11	3,103 50	3,024 57		-942 12	
	FIFO	164 000	Apr 08, 11	Aug 19, 11	8,076 58	9,018 70		-1,189 74	
AETNA INC	FIFO	271 000	Jul 19, 11	Aug 03, 11	10,519 36	11,709 10		-2,080 64	
AGILENT TECHNOLOGIES INC	FIFO	243 000	Jul 13, 11	Aug 02, 11	9,613 08	11,693 72			
									78 93

continued next page

Member SIPC



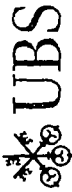
Friendly account name NorthCoast CAN
Account number: Y1 14517 4C

Realized gains and losses (continued)

Short-term capital gains and losses (continued)

Security description	Method	Quantity or face value	Purchase date	Sale date	Sale amount (\$)	Cost basis (\$)	Wash sale cost basis adjustment(\$)	Loss (\$)	Gain (\$)
ALEXION PHARMACEUTICALS INC	FIFO	32 000	Feb 07, 11	Mar 01, 11	3,060.74	2,698.83			361.91
	FIFO	48 000	Feb 07, 11	Sep 16, 11	2,962.76	2,024.12			938.64
	FIFO	48 000	Feb 07, 11	Oct 20, 11	3,167.93	2,024.12			1,143.81
AMERIGROUP CORP	FIFO	63 000	Jan 24, 11	Feb 22, 11	3,595.12	2,979.90			615.22
	FIFO	189 000	Jan 24, 11	Aug 01, 11	9,147.23	8,939.70			207.53
AMPHENOL CORP NEW CL A	FIFO	208 000	Feb 03, 11	Jun 07, 11	10,845.78	11,813.80		-968.02	
ANADARKO PETROLEUM CORP	FIFO	154 000	Feb 17, 11	Jun 08, 11	11,518.05	12,051.92		-533.87	
APPLE INC	FIFO	8 000	Mar 04, 11	Jul 27, 11	3,183.93	2,876.00			307.93
	FIFO	26 000	Mar 04, 11	Nov 11, 11	9,970.83	9,347.00			623.83
ARM HOLDINGS PLC SPON ADR	FIFO	402 000	Jul 20, 11	Aug 05, 11	10,117.82	12,170.55		-2,052.73	
AUTODESK INC	FIFO	269 000	Apr 25, 11	Jun 08, 11	10,287.71	12,244.77		-1,957.06	
BAIDU INC ADS REPSNTG CL A ORD SHS SPON ADR	FIFO	26 000	Jan 24, 11	Mar 30, 11	3,547.96	2,729.22			818.74
	FIFO	78 000	Jan 24, 11	Jun 09, 11	9,310.09	8,187.66			1,122.43
	FIFO	71 000	Sep 14, 11	Sep 22, 11	8,811.34	10,348.53		-1,537.19	
CAPITAL ONE FINCL CORP	FIFO	220 000	Apr 27, 11	Jun 15, 11	10,487.04	12,063.06		-1,576.02	
CATERPILLAR INC	FIFO	112 000	Apr 19, 11	Aug 04, 11	10,304.60	11,779.41		-1,474.81	
CDN NATL RAILWAY CO CAD	FIFO	152 000	Jan 24, 11	Aug 09, 11	10,248.98	10,405.68		-156.70	
CHIPOTLE MEXICAN GRILL INC CL A	FIFO	9 000	Jan 24, 11	May 26, 11	2,589.01	1,980.08			608.93
CLIFFS NAT RESOURCES INC	FIFO	126 000	Mar 24, 11	Aug 09, 11	8,929.92	11,910.06		-2,980.14	
COACH INC	FIFO	186 000	Feb 09, 11	Mar 15, 11	9,523.48	10,694.98		-1,171.50	
COGNIZANT TECH SOLUTIONS CRP	FIFO	145 000	Feb 11, 11	Jun 16, 11	9,464.06	10,845.36		-1,381.30	
COMPANHIA DE BEBIDAS DAS AMERS AMBEV SPON ADR	FIFO	336 000	Jul 06, 11	Jul 29, 11	10,133.93	11,568.18		-1,434.25	
CUMMINS INC	FIFO	106 000	Feb 14, 11	Mar 15, 11	10,107.07	12,089.08		-1,982.01	
DU PONT DE NEMOURS HALLIBURTON CO (HOLDING COMPANY)	FIFO	236 000	Jan 24, 11	Jun 06, 11	11,863.56	11,478.85			384.71
	FIFO	222 000	Jul 07, 11	Aug 08, 11	9,444.25	12,018.81		-2,574.56	

continued next page



Managed Accounts Consulting

Account name: GRANNY B & P FOUNDATION
 Friendly account name: NorthCoast CAN
 Account number: Y1 14517 4C

Your Financial Advisor:
 SECHAN KOBERNICK
 212-821-7000/800-308-3140

Realized gains and losses (continued)

Short-term capital gains and losses (continued)

Security description	Method	Quantity or face value	Purchase date	Sale date	Sale amount (\$)	Cost basis (\$)	Wash sale cost basis adjustment (\$)	Loss (\$)	Gain (\$)
ILLUMINA INC	FIFO	159 000	Mar 28, 11	Jul 28, 11	9,466 77	10,534 43		-1,067 66	
INTUITIVE SURGICAL INC NEW	FIFO	8 000	Apr 05, 11	Sep 20, 11	3,175 95	2,852 00			323.95
	FIFO	7 000	Apr 05, 11	Oct 20, 11	2,940 84	2,495 50			445 34
JUNIPER NETWORKS INC	FIFO	296 000	Mar 30, 11	May 25, 11	10,793 43	12,247 33		-1,453.90	
LIBERTY GLOBAL INC CL A	FIFO	79 000	Jan 24, 11	Apr 21, 11	3,595 46	3,200 93			394 53
	FIFO	235 000	Jan 24, 11	Jun 14, 11	9,695 51	9,521 75			173 76
LIMITED BRANDS INC CL A	FIFO	289 000	Jul 19, 11	Aug 08, 11	9,242 27	11,681 87		-2,439 60	
LULULEMON ATHLETICA INC	FIFO	197 000	Nov 15, 11	Dec 01, 11	8,634 30	10,486 35		-1,852 05	
MAGNA INTL INC CL A SUB	FIFO	165 000	Feb 04, 11	Mar 08, 11	8,333.69	9,413 22		-1,079 53	
VTG CANADA ORD CAD	FIFO	661 000	Jun 02, 11	Aug 03, 11	6,699 83	12,151 76		-5,451 93	
METROPCS COMMUNICATIONS INC	FIFO	154 000	Apr 07, 11	May 17, 11	10,303 86	12,082 24		-1,778 38	
NATL-OILWELLVARCO INC	FIFO	14 000	Feb 28, 11	May 26, 11	3,681 92	2,855 29			826 63
NETFLIX COM INC	FIFO	42 000	Feb 28, 11	Aug 22, 11	8,763 19	8,565 86			197.33
PEABODY ENERGY CORP	FIFO	191 000	Jan 26, 11	May 12, 11	11,638 79	12,092.57		-453 78	
POTASH CORP SASK INC CANADA CAD	FIFO	196 000	Feb 25, 11	May 20, 11	10,231 02	11,648 67		-1,417 65	
PRICELINE COM INC NEW	FIFO	6 000	Jan 27, 11	May 03, 11	3,338 03	2,609 42			728.61
	FIFO	21 000	Jan 27, 11	Jun 20, 11	9,634 21	9,132 96			501 25
	FIFO	19 000	Sep 08, 11	Sep 26, 11	9,445 15	10,425 03		-979 88	
ROVI CORP COM	FIFO	187 000	Feb 01, 11	Feb 28, 11	10,147 56	11,575 30		-1,427 74	
SALESFORCE COM INC	FIFO	85 000	Feb 03, 11	Apr 05, 11	11,266 55	11,434 29		-167 74	
SKYWORKS SOLUTIONS INC	FIFO	304 000	Jan 26, 11	Apr 12, 11	7,995 40	9,393 05		-1,397 65	
TERADATA CORP NEW (DELA)	FIFO	205 000	Jul 21, 11	Aug 19, 11	9,091 20	11,750 15		-2,658 95	
UNION PACIFIC CORP	FIFO	117 000	Apr 29, 11	Aug 05, 11	10,809 82	12,035 67		-1,225 85	
UNITEDHEALTH GROUP INC	FIFO	212 000	Sep 15, 11	Oct 04, 11	8,871 41	10,458 45		-1,587 04	
VALE SA-SP SPON ADR	FIFO	330 000	Feb 15, 11	Mar 10, 11	10,616 98	11,553 30		-936 32	
VMWARE INC CL A	FIFO	102 000	Nov 14, 11	Dec 21, 11	7,743 16	10,554 77		-2,811 61	

continued next page



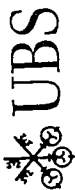
Friendly account name: NorthCoast CAN
 Account number: Y1 14517 4C

Realized gains and losses (continued)

Short-term capital gains and losses (continued)

Security description	Method	Quantity or face value	Purchase date	Sale date	Sale amount (\$)	Cost basis (\$)	Wash sale cost basis adjustment(\$)	Loss (\$)	Gain (\$)
WALT DISNEY CO (HOLDING CO) DISNEY COM	FIFO	279 000	Mar 30, 11	Jun 03, 11	10,983 45	12,105 84		-1,122 39	
WHITING PETROLEUM CORP NEW	FIFO	154 000	Feb 16, 11	Jun 13, 11	8,589 92	9,401 70		-811 78	619 79
WYNN RESORTS LTD	FIFO	20,000	Mar 22, 11	May 11, 11	3,014 74	2,394 95			
	FIFO	61 000	Mar 22, 11	Sep 30, 11	6,879 53	7,304 59		-425 06	
Total					\$479,559.65	\$526,675.00		-\$58,539.15	\$11,423.80
Net short-term capital gains and losses									
Net capital gains/losses:									
								-\$47,115.35	
								-\$47,115.35	

2011 Year End Summary



UBS Financial Services Inc
299 Park Avenue
25th Floor
New York NY 10171-0002
CPZ6002343777 1211 X24 Y1 0

Account name: GRANNY B & P FOUNDATION
SEIX

Friendly account name: SEIX

Account number: Y1 14052 4C

Your Financial Advisor:

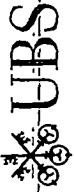
SECHAN/KOBERNICK

Phone 212-821-7000/800-308-3140

GRANNY B & P FOUNDATION
SEIX
ATTN HBJ INVESTMENTS
555 MADISON AVENUE
SUITE 1302
NEW YORK NY 10022-3301

Summary of gains and losses

	Amount (\$)
Short term	174.11
Long term	-516.24
Total	\$-342.13



Friendly account name: SEIX
 Account number Y1 14052 4C

Realized gains and losses

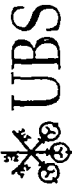
Estimated 2011 gains and losses for transactions with trade dates through 12/30/11 have been incorporated into this statement. Please note that gain or loss recognized on the sale or redemption of certain Structured Products, like Contingent Debt Securities, may be ordinary, gain or loss. Please check with your tax advisor. To calculate gains and losses, we liquidate the oldest security lot first. This is known as the first-in, first-out or FIFO accounting method. We use this method unless you specified which tax lot to close when you placed your order. This is known as a versus purchases or VSP order.

See Important information about your statement on the last page of this statement for more information. We may not adjust gains and losses for all capital changes. Cost basis for coupon tax-exempt municipal securities, include securities subject to AMT, has been adjusted for mandatory amortization of bond premium. Estimates in the Unclassified section can not be classified as short term or long term because information is missing, or the product is one in which the gain/loss calculation is not provided.

Short-term capital gains and losses

Security description	Method	Quantity or face value	Purchase date	Sale date	Sale amount (\$)	Cost basis (\$)	Wash sale cost basis adjustment(\$)	Loss (\$)	Gain (\$)
AMER GENL FIN CORP 05 400% 120115 DTD120105 FC060106 MTNI	FIFO	3,000,000	Nov 02, 10	Apr 19, 11	2,775 00	2,445 00			330.00
	FIFO	2,000,000	Nov 02, 10	Apr 20, 11	1,850 00	1,630 00			220.00
AMERISTAR CASINOS INC 09 250% 060114 DTD120109 FC060110 NTS B/E	FIFO	5,000,000	Nov 03, 10	Apr 14, 11	5,350 70	5,455 00		-104.30	
CIE GEN GEOPHYSIQUE B/E 07 500% 051515 DTD042805 FC111505	FIFO	4,000,000	Nov 10, 10	Mar 01, 11	4,150 00	4,128 00			22.00
	FIFO	1,000,000	Nov 10, 10	Jun 30, 11	1,025 00	1,032 00		-7.00	
DIRECTV HLDGS LLC 06 375% 061515 DTD061505 FC121505 CALL@MW+508P	FIFO	5,000,000	Nov 09, 10	Mar 18, 11	5,165 65	5,179 00		-13.35	
DYNEGY 07 500% 060115 DTD052407 FC120107	FIFO	3,000,000	Nov 02, 10	May 10, 11	2,610 00	2,392 50			217.50
	FIFO	3,000,000	Nov 02, 10	May 13, 11	2,580 00	2,392 50			187.50
DYNEGY HLDGS INC NTS B/E 07 750% 060119 DTD052407 FC120107	FIFO	1,000,000	Oct 29, 10	May 27, 11	725 00	687 50			37.50
	FIFO	4,000,000	Oct 29, 10	Jun 02, 11	2,880 00	2,750 00			130.00
	FIFO	2,000,000	Oct 29, 10	Jun 14, 11	1,465 00	1,375 00			90.00
GMAC LLC B/E 06 750% 120114 DTD123108 FC060109	FIFO	5,000,000	Nov 02, 10	Feb 03, 11	5,375 00	5,250 00			125.00
HCA INC 09 250% 111516 DTD051507 CALL@MW+508P	FIFO	13,000,000	Nov 03, 10	Aug 26, 11	13,846 64	14,072 50		-225.86	

continued next page



ACCESS

Account name: GRANNY B & P FOUNDATION

Friendly account name: SEIX

Account number: Y1 14052 4C

Your Financial Advisor:

SECHAN/KOBERNICK

212-821-7000/800-308-3140

Realized gains and losses (continued)

Short-term capital gains and losses (continued)

Security description	Method	Quantity or face value	Purchase date	Sale date	Sale amount (\$)	Cost basis (\$)	Wash sale cost basis adjustment (\$)	Loss (\$)	Gain (\$)
NRG ENERGY INC NTS 07.375% 020116 DTD020206 FC080106	FIFO	15,000 000	Oct 28, 10	May 24, 11	15,440.70	15,637.50		-196.80	
PENNY NATL GAMING INC NTS 06.750% 030115 DTD030905 FC090105 B/E MW+508P	FIFO	5,000 000	Nov 18, 10	Aug 19, 11	5,112.50	5,125.00		-12.50	
PLAINS EXPLORATION & 07.750% 061515 DTD061907 FC121507 PRODUCTN CO NTS	FIFO	5,000 000	Jun 14, 11	Dec 01, 11	5,156.25	5,187.50		-31.25	
QWEST COMMUNICATIONS 07.500% 021514 DTD081505 FC021506 INTL INC	FIFO	2,000 000	Nov 10, 10	Mar 29, 11	2,030.00	2,037.50		-7.50	
RANGE RESOURCES CORP 07.500% 051516 DTD052306 FC111506 CALL@MW+508P	FIFO	5,000 000	Nov 03, 10	May 25, 11	5,100.00	5,250.00		-150.00	
SUPERVALU INC B/E 08.000% 050116 DTD050709 FC110109 CALL@MW+508P	FIFO	1,000 000	Nov 03, 10	Jan 10, 11	943.13	1,020.00		-76.87	
WINDSTREAM CORP 08.625% 080116 DTD122906 FC020107	FIFO	4,000 000	Nov 03, 10	Feb 10, 11	3,915.00	4,080.00		-165.00	
Total		8,000 000	Oct 29, 10	Sep 19, 11	8,345.04	8,540.00		-194.96	
Net short-term capital gains and losses					\$95,840.61	\$95,666.50		-\$1,185.39	\$1,359.50
									\$174.11

Long-term capital gains and losses

Security description	Method	Quantity or face value	Purchase date	Sale date	Sale amount (\$)	Cost basis (\$)	Wash sale cost basis adjustment (\$)	Loss (\$)	Gain (\$)
BIOMET INC 10.000% 101517 DTD041508 CALL@MW+508P FC101508	FIFO	2,000 000	Oct 29, 10	Dec 01, 11	2,150.00	2,235.00		-85.00	
	FIFO	3,000 000	Oct 29, 10	Dec 08, 11	3,232.50	3,352.50		-120.00	

continued next page



Friendly account name: SEIX
 Account number: Y1 14052 4C

Realized gains and losses (continued)

Long-term capital gains and losses (continued)

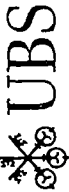
Security description	Method	Quantity or face value	Purchase date	Sale date	Sale amount (\$)	Cost basis (\$)	Wash sale cost basis adjustment(\$)	Loss (\$)	Gain (\$)
COMMUNITY HEALTH SYSTEMS 08 875% 071515 DTD072507 FC011508 CALL @/M/W +50BP	FIFO	5,000 000	Oct 29, 10	Nov 22, 11	5,087 50	5,350 00		-262 50	
WINDSTREAM CORP 08.625% 080116 DTD122906 FC020107	FIFO	2,000 000	Oct 29, 10	Dec 22, 11	2,086 26	2,135 00		-48 74	
Total					\$12,556.26	\$13,072.50		-\$516.24	-\$342.13

Net long-term capital gains or losses

Net capital gains/losses:

2011 Year End Summary

UBS Financial Services Inc
 299 Park Avenue
 25th Floor
 New York NY 10171-0002
 CPZ6002343773 1211 X24 Y1 0



Account name: GRANNY B & P FOUNDATION
 DIVIDEND RULER
Friendly account name: Dividend Ruler
Account number: Y1 14051 4C

Your Financial Advisor:
 SECHAN/KOBERNICK
 Phone 212-821-7000/800-308-3140

GRANNY B & P FOUNDATION
 DIVIDEND RULER
 ATTN: HBJ INVESTMENTS
 555 MADISON AVENUE
 SUITE 1302
 NEW YORK NY 10022-3301

Summary of gains and losses

	Amount (\$)
Short term	-2,969.01

Realized gains and losses

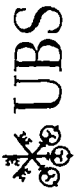
Estimated 2011 gains and losses for transactions with trade dates through 12/30/11 have been incorporated into this statement. Please note that gain or loss recognized on the sale or redemption of certain Structured Products, like Contingent Debt Securities, may be ordinary, and not capital, gain or loss. Please check with your tax advisor. To calculate gains and losses, we liquidate the oldest security lot first. This is known as the first-in, first-out or FIFO accounting method. We use this method unless you specified which tax lot to close when you placed your order. This is known as a versus purchases or VSP order.

See Important information about your statement on the last page of this statement for more information. We may not adjust gains and losses for all capital changes. Cost basis for coupon tax-exempt municipal securities, include securities subject to AMT, has been adjusted for mandatory amortization of bond premium. Estimates in the Unclassified section can not be classified as short term or long term because information is missing, or the product is one in which the gain/loss calculation is not provided.

Short-term capital gains and losses

Security description	Method	Quantity or face value	Purchase date	Sale date	Sale amount (\$)	Cost basis (\$)	Wash sale cost basis adjustment (\$)	Loss (\$)	Gain (\$)
ABBOTT LABS	FIFO	14 000	Oct 27, 10	Jan 10, 11	670 31	723 49		-53 18	
	FIFO	286 000	Oct 27, 10	Feb 07, 11	13,087.93	14,779 91		-1,691 98	
	FIFO	4 000	Nov 09, 10	Feb 07, 11	183 05	201 59		-18 54	
	FIFO	29 000	Dec 13, 10	Feb 07, 11	1,327 10	1,373 42		-46 32	

continued next page



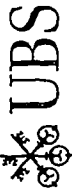
Friendly account name: Dividend Ruler
Account number: Y1 14051 4C

Realized gains and losses (continued)

Short-term capital gains and losses (continued)

Security description	Method	Quantity or face value	Purchase date	Sale date	Sale amount (\$)	Cost basis (\$)	Wash sale cost basis adjustment (\$)	Loss (\$)	Gain (\$)
AIR PROD & CHEMICAL INC	FIFO	4 000	Nov 09, 10	Jan 10, 11	354 12	350 15			3 97
ASTRAZENECA PLC SPON ADR	FIFO	299 000	Oct 27, 10	Mar 07, 11	14,419.43	15,454 83	-1,035 40		
	FIFO	6 000	Nov 09, 10	Mar 07, 11	289 35	300 22		-10 87	
	FIFO	17 000	Dec 13, 10	Mar 07, 11	819 83	830 05		-10 22	
	FIFO	7 000	Jan 10, 11	Mar 07, 11	337 58	325 35			12 23
BOEING COMPANY	FIFO	26 000	Nov 09, 10	Jan 10, 11	1,798 93	1,823 37		-24 44	
BRITISH AMER TOBACCO PLC GB SPON ADR	FIFO	6 000	Oct 27, 10	Jan 10, 11	452 97	459 24		-6 27	
COLGATE PALMOLIVE CO	FIFO	1 000	Oct 27, 10	Jan 10, 11	77 68	76 02			1 66
EXXON MOBIL CORP	FIFO	13 000	Oct 27, 10	Jan 10, 11	975 37	855 24			120 13
GENL MILLS INC	FIFO	11 000	Oct 27, 10	Jan 10, 11	394 13	407 98		-13.85	
HOME DEPOT INC	FIFO	15 000	Oct 27, 10	Jan 10, 11	515 71	462 58			53 13
ILLINOIS TOOL WORKS INC	FIFO	27 000	Oct 27, 10	Jan 10, 11	1,465 57	1,237 37			228 20
JOHNSON & JOHNSON COM	FIFO	11 000	Oct 27, 10	Jan 10, 11	683 20	698 06		-14.86	
MEDTRONIC INC	FIFO	16 000	Oct 27, 10	Jan 10, 11	580 97	572 61			8 36
NATIONAL GRID PLC NEW SPON ADR	FIFO	7 000	Oct 27, 10	Jan 10, 11	309 28	324 81		-15 53	
	FIFO	319 000	Oct 27, 10	Oct 10, 11	16,145 33	14,802 13			1,343 20
	FIFO	28 000	Dec 13, 10	Oct 10, 11	1,417 14	1,247 20			169 94
NEXTERA ENERGY INC COM	FIFO	14 000	Oct 27, 10	Jan 10, 11	737 50	763 76		-26 26	
NORTHEAST UTILITIES	FIFO	17 000	Oct 27, 10	Jan 10, 11	536 20	523 53			12 67
NOVARTIS AG SPON ADR	FIFO	16 000	Oct 27, 10	Jan 10, 11	907 51	923 50		-15 99	
NTT DOCOMO INC ECH REPSTG 1/200TH COM SHS SPON ADR	FIFO	48 000	Oct 27, 10	Jan 10, 11	819 10	790 96			28 14
OMNICO GROUP INC	FIFO	325 000	Mar 07, 11	May 09, 11	15,417 61	15,877 33		-459 72	
PEPSICO INC	FIFO	11 000	Oct 27, 10	Jan 10, 11	726 42	707 72			18 70
PRAXAIR INC	FIFO	4 000	Oct 27, 10	Jan 10, 11	372 71	364 80			7 91
	FIFO	164 000	Oct 27, 10	Jul 12, 11	17,682 88	14,956 80			2,726 08
PROCTER & GAMBLE CO	FIFO	11 000	Oct 27, 10	Jan 10, 11	706 42	693 09			13 33
RAYTHEON CO NEW	FIFO	34 000	Oct 27, 10	Jan 10, 11	1,670 15	1,594 88			75 27

continued next page



Portfolio Management Program

Account name: GRANNY B & P FOUNDATION

Friendly account name: Dividend Ruler

Account number: Y1 14051 4C

Your Financial Advisor:

SECHAN/KOBERNICK

212-821-7000/800-308-3140

Realized gains and losses (continued)

Short-term capital gains and losses (continued)

Security description	Method	Quantity or face value	Purchase date	Sale date	Sale amount (\$)	Cost basis (\$)	Wash sale cost basis adjustment(\$)	Loss (\$)	Gain (\$)
ROCHE HLDG LTD SPONS ADR	FIFO	3 000	Oct 27, 10	Jan 10, 11	104 36	104 36	-5 59		
SWITZ ADR	FIFO	412 000	Oct 27, 10	Mar 07, 11	14,613 65	15,099 80		-486.15	
	FIFO	3 000	Dec 13, 10	Mar 07, 11	106 41	115 52	5 59	-9 11	
	FIFO	18 000	Dec 13, 10	Mar 07, 11	638 46	659 57		-21 11	
TELEFONOS DE MEXICO S A	FIFO	11 000	Dec 23, 10	Jan 10, 11	179 75	177 52			2 23
SPON ADR REPSTG SH ORD									
L MEXICO ADR									
TESCO PLC SPONS ADR	FIFO	8 000	Oct 27, 10	Jan 10, 11	161 59	162 96		-1 37	
UNITED KINGDOM	FIFO	750 000	Oct 27, 10	Apr 12, 11	14,674 80	15,277.50		-602 70	
	FIFO	7 000	Dec 13, 10	Apr 12, 11	136 96	144 32		-7.36	
TOTAL S.A. FRANCE SPON	FIFO	7 000	Oct 27, 10	Jan 10, 11	371 13	374 98		-3 85	
ADR	FIFO	267 000	Oct 27, 10	Mar 07, 11	16,221 67	14,302.76			1,918 91
	FIFO	6 000	Dec 07, 10	Mar 07, 11	364 53	311 15			53.38
	FIFO	15 000	Dec 13, 10	Mar 07, 11	911 33	800 87			110 46
UNILEVER PLC AMER SHS	FIFO	5 000	Oct 27, 10	Jan 10, 11	148 49	143 34			5 15
NEW SPON ADR	FIFO	497 000	Oct 27, 10	May 09, 11	16,026 58	14,248 19			1,778 39
	FIFO	14 000	Dec 13, 10	May 09, 11	451 45	427 35			24 10
	FIFO	5 000	Dec 15, 10	May 09, 11	161 23	153 24			7.99
UNITED PARCEL SERVICE	FIFO	4 000	Oct 27, 10	Jan 10, 11	288 33	274 27			14 06
INC CL B	FIFO	4 000	Oct 27, 10	Jan 10, 11	313 20	296 51			16.69
UNTD TECHNOLOGIES CORP	FIFO	527 000	Nov 09, 10	Aug 05, 11	8,398 76	15,325 30		-6,926 54	
VEOLIA ENVIRONNEMENT	FIFO	14 000	Dec 13, 10	Aug 05, 11	223 11	407 57		-184 46	
SPON ADR	FIFO	1 000	Jan 10, 11	Aug 05, 11	15 94	28 25		-12 31	

continued next page



Friendly account name: Dividend Ruler
 Account number: Y1 14051 4C

Realized gains and losses (continued)

Short-term capital gains and losses (continued)

Security description	Method	Quantity or face value	Purchase date	Sale date	Sale amount (\$)	Cost basis (\$)	Wash sale cost basis adjustment(\$)	Loss (\$)	Gain (\$)
3M CO	FIFO	9 000	Oct 27, 10	Jan 10, 11	783 17	808 07		-24 90	
Total					\$171,176.38	\$174,145.39		-\$11,723.29	\$8,754.28
Net short-term capital gains and losses									
Net capital gains/losses.									

PROCEEDS FROM BROKER TRANSACTIONS
SUBSTITUTE FORM 1099-B, OMB NO. 1545-0715

Tax Year: 2011
 Account No: 042-51355-6
 Tax ID Number: 27-2621507
 Legal Name: GRANNY B & P FOUNDATION BRIAN

COVERED SECURITIES TRANSACTIONS: SHORT-TERM (Gross proceeds less commissions and option premiums)

CUSIP No. Quantity	Box 1a Date of Sale or Exchange Acquisition	Box 2 Gross Proceeds of Stocks, Bonds, etc	Box 3 Cost or Other Basis	Box 5 Wash Sale Loss Disallowed	Box 6 Check if a Noncovered Security	Box 8 Type of Gain or Loss	Box 9 Description	Box 15
								Check if Loss not Allowed Based on Amount in Box 2
741503403 4.00	01/26/2011 01/21/2011	1,687.81 1,719.72	0.00 0.00			(31.91) SHORT-TERM	PRICELINE COM INC CMN AVERAGE PRICE IN ACCORD WITH THE CLIENT'S INSTRUCTION CTSY GS PRIVATE MONEY MANAGERS	
236361100 184.00	01/28/2011 01/21/2011	2,200.79 2,261.36	0.00 0.00			(60.57) SHORT-TERM	DANONE SPONSORED ADR CMN AVERAGE PRICE IN ACCORD WITH THE CLIENT'S INSTRUCTION CTSY GS PRIVATE MONEY MANAGERS	
641069406 29.00	01/28/2011 01/21/2011	1,590.81 1,594.71	0.00 0.00			(3.90) SHORT-TERM	NESTLE SA SPONSORED ADR (REP. 1/20 CHF 10 REGD SHS) AVERAGE PRICE IN ACCORD WITH THE CLIENT'S INSTRUCTION CTSY GS PRIVATE MONEY MANAGERS	
151020104 54.00	02/03/2011 01/21/2011	2,709.42 3,064.02	0.00 0.00			(354.60) SHORT-TERM	CELGENE CORPORATION CMN AVERAGE PRICE IN ACCORD WITH THE CLIENT'S INSTRUCTION CTSY GS PRIVATE MONEY MANAGERS	
857477103 68.00	02/08/2011 01/21/2011	3,211.28 3,267.63	0.00 0.00			(56.35) SHORT-TERM	STATE STREET CORPORATION (NEW) CMN AVERAGE PRICE IN ACCORD WITH THE CLIENT'S INSTRUCTION CTSY GS PRIVATE MONEY MANAGERS	
857477103 73.00	02/09/2011 01/21/2011	3,414.58 3,507.89	0.00 0.00			(93.31) SHORT-TERM	STATE STREET CORPORATION (NEW) CMN AVERAGE PRICE IN ACCORD WITH THE CLIENT'S INSTRUCTION CTSY GS PRIVATE MONEY MANAGERS	
713448108 39.00	02/16/2011 01/21/2011	2,498.10 2,577.12	0.00 0.00			(79.02) SHORT-TERM	PEPSICO INC CMN AVERAGE PRICE IN ACCORD WITH THE CLIENT'S INSTRUCTION CTSY GS PRIVATE MONEY MANAGERS	
713448108 40.00	02/18/2011 01/21/2011	2,545.13 2,643.20	0.00 0.00			(88.07) SHORT-TERM	PEPSICO INC CMN AVERAGE PRICE IN ACCORD WITH THE CLIENT'S INSTRUCTION CTSY GS PRIVATE MONEY MANAGERS	
256591107 6.00	02/28/2011 01/21/2011	304.06 366.43	0.00 0.00			(62.37) SHORT-TERM	DOLBY LABORATORIES, INC. CMN CLASS A AVERAGE PRICE IN ACCORD WITH THE CLIENT'S INSTRUCTION CTSY GS PRIVATE MONEY MANAGERS	
256591107 25.00	03/01/2011 01/27/2011	1,258.87 1,549.59	0.00 0.00			(290.72) SHORT-TERM	DOLBY LABORATORIES, INC. CMN CLASS A AVERAGE PRICE IN ACCORD WITH THE CLIENT'S INSTRUCTION CTSY GS PRIVATE MONEY MANAGERS	
256591107 30.00	03/01/2011 01/21/2011	1,510.64 1,832.13	0.00 0.00			(321.48) SHORT-TERM	DOLBY LABORATORIES, INC. CMN CLASS A AVERAGE PRICE IN ACCORD WITH THE CLIENT'S INSTRUCTION CTSY GS PRIVATE MONEY MANAGERS	



The following information was furnished to the Internal Revenue Service as reportable gross proceeds less commissions for the period January 1, 2011 to December 31, 2011

* Gain or Loss information is provided for your information only and is not reported to the Internal Revenue Service. The Gain or Loss value may not sum due to rounding differences

PROCEEDS FROM BROKER TRANSACTIONS (Continued)
SUBSTITUTE FORM 1099-B, OMB NO. 1545-0715

Tax Year **2011** Account No **042-51355-6** Tax ID Number **27-2621507** Legal Name **GRANNY B & P FOUNDATION BRIAN**

COVERED SECURITIES TRANSACTIONS: SHORT-TERM (Gross proceeds less commissions and option premiums)

CUSIP No. Quantity	Box 1a: Date of Sale or Exchange Acquisition	Box 2: Gross Proceeds of Stocks, Bonds, etc.		Box 3: Cost or Other Basis	Box 4: Wash Sale Loss Disallowed	Box 5: Noncovered Security	Box 6: Check if a	Box 7: Type of Gain or Loss	* Gain or (Loss)	Box 9: Description	Box 15 Check if Loss not Allowed Based on Amount in Box 2
		Box 2a: Proceeds	Box 2b: Proceeds								
681919106 24 00	03/07/2011 01/21/2011	1,171 90 1,093 42	0 00	0 00				SHORT-TERM	78 48	OMNICOM GROUP CMN AVERAGE PRICE IN ACCORD WITH THE CLIENT'S INSTRUCTION CTSY GS PRIVATE MONEY MANAGERS	
192446102 18 00	03/10/2011 01/21/2011	1,377 24 1,332 94	0 00	0 00				SHORT-TERM	44 30	COGNIZANT TECHNOLOGY SOLUTIONS CORP CLASS A AVERAGE PRICE IN ACCORD WITH THE CLIENT'S INSTRUCTION CTSY GS PRIVATE MONEY MANAGERS	
021441100 15 00	03/21/2011 01/21/2011	612 86 570 00	0 00	0 00				SHORT-TERM	42 86	ALTERA CORP CMN AVERAGE PRICE IN ACCORD WITH THE CLIENT'S INSTRUCTION CTSY GS PRIVATE MONEY MANAGERS	
741503403 1 00	03/22/2011 01/21/2011	454 94 429 93	0 00	0 00				SHORT-TERM	25 01	PRICELINE COM INC CMN AVERAGE PRICE IN ACCORD WITH THE CLIENT'S INSTRUCTION CTSY GS PRIVATE MONEY MANAGERS	
021441100 59 00	03/24/2011 01/21/2011	2,496 69 2,242 00	0 00	0 00				SHORT-TERM	254 69	ALTERA CORP CMN AVERAGE PRICE IN ACCORD WITH THE CLIENT'S INSTRUCTION CTSY GS PRIVATE MONEY MANAGERS	
74005P104 20 00	03/28/2011 01/21/2011	1,998 35 1,837 60	0 00	0 00				SHORT-TERM	160 75	PRAXAIR, INC CMN SERIES AVERAGE PRICE IN ACCORD WITH THE CLIENT'S INSTRUCTION CTSY GS PRIVATE MONEY MANAGERS	
021441100 30 00	03/30/2011 01/21/2011	1,306 57 1,140 00	0 00	0 00				SHORT-TERM	166 57	ALTERA CORP CMN AVERAGE PRICE IN ACCORD WITH THE CLIENT'S INSTRUCTION CTSY GS PRIVATE MONEY MANAGERS	
021441100 27 00	04/05/2011 01/21/2011	1,164 15 1,026 00	0 00	0 00				SHORT-TERM	138 15	ALTERA CORP CMN AVERAGE PRICE IN ACCORD WITH THE CLIENT'S INSTRUCTION CTSY GS PRIVATE MONEY MANAGERS	
580135101 33 00	04/06/2011 01/21/2011	2,527 68 2,475 33	0 00	0 00				SHORT-TERM	52 35	MC DONALDS CORP CMN AVERAGE PRICE IN ACCORD WITH THE CLIENT'S INSTRUCTION CTSY GS PRIVATE MONEY MANAGERS	
46120E602 4 00	04/07/2011 01/21/2011	1,470 64 1,318 88	0 00	0 00				SHORT-TERM	151 76	INTUITIVE SURGICAL, INC CMN AVERAGE PRICE IN ACCORD WITH THE CLIENT'S INSTRUCTION CTSY GS PRIVATE MONEY MANAGERS	
580135101 53 00	04/07/2011 01/21/2011	4,032 70 3,975 53	0 00	0 00				SHORT-TERM	57 17	MC DONALDS CORP CMN AVERAGE PRICE IN ACCORD WITH THE CLIENT'S INSTRUCTION CTSY GS PRIVATE MONEY MANAGERS	
12541W209 17 00	04/18/2011 01/21/2011	1,279 74 1,322 96	0 00	0 00				SHORT-TERM	(43 22)	C H ROBINSON WORLDWIDE INC CMN AVERAGE PRICE IN ACCORD WITH THE CLIENT'S INSTRUCTION CTSY GS PRIVATE MONEY MANAGERS	

The following information was furnished to the Internal Revenue Service as reportable gross proceeds less commissions for the period January 1, 2011 to December 31, 2011

* Gain or Loss information is provided for your information only and is not reported to the Internal Revenue Service. The Gain or Loss value may not sum due to rounding differences



PROCEEDS FROM BROKER TRANSACTIONS (Continued)
SUBSTITUTE FORM 1099-B, OMB NO. 1545-0715

Tax Year: 2011
 Account No: 042-51355-6
 Tax ID Number: 27-2621507
 Legal Name: GRANNY B & P FOUNDATION BRIAN

COVERED SECURITIES TRANSACTIONS: SHORT-TERM (Gross proceeds less commissions and option premiums)

CUSIP No. Quantity	Box 1a. Date of Sale or Exchange	Box 2. Gross Proceeds of Stocks, Bonds, etc.	Box 3. Cost or Other Basis	Box 4. Wash Sale Loss Disallowed	Box 5. Noncovered Security	Box 6. Check if if a	Box 7. Type of Gain or Loss	Box 8. Type of Gain or Loss	Box 9. Description	Box 15. Check if
										Loss not Allowed Based on Amount in Box 2
74005P104 6 00	04/21/2011 01/21/2011	636 73 551 28	0 00 0 00				85 45 SHORT-TERM	85 45 SHORT-TERM	PRAXAIR, INC CMN SERIES AVERAGE PRICE IN ACCORD WITH THE CLIENT'S INSTRUCTION CTSY GS PRIVATE MONEY MANAGERS	
741503403 2 00	04/21/2011 01/21/2011	1,074 58 859 86	0 00 0 00				214 72 SHORT-TERM	214 72 SHORT-TERM	PRICELINE COM INC CMN AVERAGE PRICE IN ACCORD WITH THE CLIENT'S INSTRUCTION CTSY GS PRIVATE MONEY MANAGERS	
192446102 13 00	04/26/2011 01/21/2011	1,061.89 962 68	0 00 0 00				99 21 SHORT-TERM	99 21 SHORT-TERM	COGNIZANT TECHNOLOGY SOLUTIONS CORP CLASS A AVERAGE PRICE IN ACCORD WITH THE CLIENT'S INSTRUCTION CTSY GS PRIVATE MONEY MANAGERS	
192446102 34 00	04/27/2011 01/21/2011	2,766 50 2,517.78	0 00 0 00				248 72 SHORT-TERM	248 72 SHORT-TERM	COGNIZANT TECHNOLOGY SOLUTIONS CORP CLASS A AVERAGE PRICE IN ACCORD WITH THE CLIENT'S INSTRUCTION CTSY GS PRIVATE MONEY MANAGERS	
74005P104 16 00	04/27/2011 01/21/2011	1,680 36 1,470 08	0 00 0 00				210 28 SHORT-TERM	210 28 SHORT-TERM	PRAXAIR, INC CMN SERIES AVERAGE PRICE IN ACCORD WITH THE CLIENT'S INSTRUCTION CTSY GS PRIVATE MONEY MANAGERS	
741503403 4 00	04/27/2011 01/21/2011	2,145 70 1,719 72	0 00 0 00				425 98 SHORT-TERM	425 98 SHORT-TERM	PRICELINE COM INC CMN AVERAGE PRICE IN ACCORD WITH THE CLIENT'S INSTRUCTION CTSY GS PRIVATE MONEY MANAGERS	
74005P104 13.00	05/02/2011 01/21/2011	1,371 19 1,194.44	0 00 0 00				176 75 SHORT-TERM	176 75 SHORT-TERM	PRAXAIR, INC CMN SERIES AVERAGE PRICE IN ACCORD WITH THE CLIENT'S INSTRUCTION CTSY GS PRIVATE MONEY MANAGERS	
192446102 39 00	05/04/2011 01/21/2011	3,019 27 2,888 04	0 00 0 00				131 23 SHORT-TERM	131 23 SHORT-TERM	COGNIZANT TECHNOLOGY SOLUTIONS CORP CLASS A AVERAGE PRICE IN ACCORD WITH THE CLIENT'S INSTRUCTION CTSY GS PRIVATE MONEY MANAGERS	
192446102 21 00	05/10/2011 01/21/2011	1,635 80 1,555 10	0 00 0 00				80 70 SHORT-TERM	80 70 SHORT-TERM	COGNIZANT TECHNOLOGY SOLUTIONS CORP CLASS A AVERAGE PRICE IN ACCORD WITH THE CLIENT'S INSTRUCTION CTSY GS PRIVATE MONEY MANAGERS	
192446102 19 00	05/11/2011 01/21/2011	1,454 77 1,406 99	0 00 0 00				47 78 SHORT-TERM	47 78 SHORT-TERM	COGNIZANT TECHNOLOGY SOLUTIONS CORP CLASS A AVERAGE PRICE IN ACCORD WITH THE CLIENT'S INSTRUCTION CTSY GS PRIVATE MONEY MANAGERS	
74005P104 25 00	05/11/2011 01/21/2011	2,589 06 2,297 00	0 00 0 00				292 06 SHORT-TERM	292 06 SHORT-TERM	PRAXAIR, INC CMN SERIES AVERAGE PRICE IN ACCORD WITH THE CLIENT'S INSTRUCTION CTSY GS PRIVATE MONEY MANAGERS	

The following information was furnished to the Internal Revenue Service as reportable gross proceeds less commissions for the period January 1, 2011, to December 31, 2011



* Gain or Loss information is provided for your information only and is not reported to the Internal Revenue Service. The Gain or Loss value may not sum due to rounding differences

PROCEEDS FROM BROKER TRANSACTIONS (Continued)
SUBSTITUTE FORM 1099-B, OMB NO. 1545-0715

Tax Year Account No Tax ID Number Legal Name
 2011 042-51355-6 27-2621507 GRANNY B & P FOUNDATION BRIAN

COVERED SECURITIES TRANSACTIONS: SHORT-TERM (Gross proceeds less commissions and option premiums)

CUSIP No. Quantity	Box 1a: Date of Sale or Exchange Acquisition	Box 2: Gross Proceeds of Stocks, Bonds, etc.	Box 3: Cost or Other Basis	Box 4: Wash Sale Loss Disallowed	Box 5: Noncovered Security	Box 6: Check if if a	Box 7: Type of Gain or Loss	Box 8: * Gain or (Loss)	Box 9: Description	Box 15: Check if
										Loss not Allowed Based on Amount in Box 2
018490102 13.00	05/19/2011 01/21/2011	1,083.43 935.56	0.00	0.00			SHORT-TERM	147.88	ALLERGAN INC CMN AVERAGE PRICE IN ACCORD WITH THE CLIENT'S INSTRUCTION CTSY GS PRIVATE MONEY MANAGERS	
12541W209 10.00	05/19/2011 01/21/2011	807.08 778.21	0.00	0.00			SHORT-TERM	28.87	C H ROBINSON WORLDWIDE INC CMN AVERAGE PRICE IN ACCORD WITH THE CLIENT'S INSTRUCTION CTSY GS PRIVATE MONEY MANAGERS	
G4918T108 22.00	06/01/2011 01/21/2011	523.95 534.70	0.00	0.00			SHORT-TERM	(10.75)	INVESTCO LTD CMN AVERAGE PRICE IN ACCORD WITH THE CLIENT'S INSTRUCTION CTSY GS PRIVATE MONEY MANAGERS	
779376102 36.00	06/22/2011 01/21/2011	2,005.63 2,311.20	0.00	0.00			SHORT-TERM	(305.57)	ROVI CORPORATION CMN AVERAGE PRICE IN ACCORD WITH THE CLIENT'S INSTRUCTION CTSY GS PRIVATE MONEY MANAGERS	
654106103 28.00	07/05/2011 04/07/2011	2,569.07 2,185.34	0.00	0.00			SHORT-TERM	383.73	NIKE CLASS-B CMN CLASS B AVERAGE PRICE IN ACCORD WITH THE CLIENT'S INSTRUCTION CTSY GS PRIVATE MONEY MANAGERS	
48203R104 127.00	07/29/2011 01/21/2011	2,989.63 4,458.59	0.00	0.00			SHORT-TERM	(1,468.96)	JUNIPER NETWORKS, INC CMN AVERAGE PRICE IN ACCORD WITH THE CLIENT'S INSTRUCTION CTSY GS PRIVATE MONEY MANAGERS	
48203R104 17.00	08/03/2011 04/27/2011	392.57 662.43	0.00	0.00			SHORT-TERM	(269.86)	JUNIPER NETWORKS, INC CMN AVERAGE PRICE IN ACCORD WITH THE CLIENT'S INSTRUCTION CTSY GS PRIVATE MONEY MANAGERS	
48203R104 22.00	08/03/2011 05/11/2011	508.03 844.96	0.00	0.00			SHORT-TERM	(336.93)	JUNIPER NETWORKS, INC CMN AVERAGE PRICE IN ACCORD WITH THE CLIENT'S INSTRUCTION CTSY GS PRIVATE MONEY MANAGERS	
48203R104 89.00	08/03/2011 01/21/2011	2,055.22 3,124.52	0.00	0.00			SHORT-TERM	(1,069.30)	JUNIPER NETWORKS, INC CMN AVERAGE PRICE IN ACCORD WITH THE CLIENT'S INSTRUCTION CTSY GS PRIVATE MONEY MANAGERS	
00724F101 120.00	08/10/2011 01/21/2011	2,772.70 4,068.34	0.00	0.00			SHORT-TERM	(1,295.64)	ADOBE SYSTEMS INC CMN AVERAGE PRICE IN ACCORD WITH THE CLIENT'S INSTRUCTION CTSY GS PRIVATE MONEY MANAGERS	
12541W209 76.00	08/10/2011 01/21/2011	4,872.81 5,914.42	0.00	0.00			SHORT-TERM	(1,041.61)	C H ROBINSON WORLDWIDE INC CMN AVERAGE PRICE IN ACCORD WITH THE CLIENT'S INSTRUCTION CTSY GS PRIVATE MONEY MANAGERS	
681919106 68.00	08/10/2011 01/21/2011	2,724.20 3,098.01	0.00	0.00			SHORT-TERM	(373.81)	OMNICOM GROUP CMN AVERAGE PRICE IN ACCORD WITH THE CLIENT'S INSTRUCTION CTSY GS PRIVATE MONEY MANAGERS	



The following information was furnished to the Internal Revenue Service as reportable gross proceeds less commissions for the period January 1, 2011 to December 31, 2011

* Gain or Loss information is provided for your information only and is not reported to the Internal Revenue Service. The Gain or Loss value may not sum due to rounding differences

PROCEEDS FROM BROKER TRANSACTIONS (Continued)
SUBSTITUTE FORM 1099-B, OMB NO. 1545-0715

Tax Year 2011 Account No 042-51355-6 Tax ID Number 27-2621507 Legal Name GRANNY B & P FOUNDATION BRIAN

COVERED SECURITIES TRANSACTIONS: SHORT-TERM (Gross proceeds less commissions and option premiums)

CUSIP No. Quantity	Box 1a Date of Sale or Exchange Acquisition	Box 2 Gross Proceeds of Stocks, Bonds, etc.	Box 3 Cost or Other Basis	Box 4 Wash Sale Loss Disallowed	Box 5 Noncovered Security	Box 6 Check if a	Box 7 Type of Gain or Loss	Box 8 Description	Box 15 Check if
									Loss not Allowed Based on Amount in Box 2
92220P105 46 00	08/10/2011 01/21/2011	2,413.98 3,306.96	0.00	0.00			(892.98) SHORT-TERM	VARIAN MEDICAL SYSTEMS INC CMN AVERAGE PRICE IN ACCORD WITH THE CLIENT'S INSTRUCTION CTSY GS PRIVATE MONEY MANAGERS	
00724F101 14 00	08/11/2011 05/11/2011	327.32 493.11	0.00	0.00			(165.79) SHORT-TERM	ADOBE SYSTEMS INC CMN AVERAGE PRICE IN ACCORD WITH THE CLIENT'S INSTRUCTION CTSY GS PRIVATE MONEY MANAGERS	
00724F101 106 00	08/11/2011 01/21/2011	2,478.27 3,593.70	0.00	0.00			(1,115.42) SHORT-TERM	ADOBE SYSTEMS INC CMN AVERAGE PRICE IN ACCORD WITH THE CLIENT'S INSTRUCTION CTSY GS PRIVATE MONEY MANAGERS	
681919106 60 00	08/11/2011 01/21/2011	2,385.91 2,733.54	0.00	0.00			(347.63) SHORT-TERM	OMNICOM GROUP CMN AVERAGE PRICE IN ACCORD WITH THE CLIENT'S INSTRUCTION CTSY GS PRIVATE MONEY MANAGERS	
92220P105 16 00	08/11/2011 05/20/2011	858.75 1,099.29	0.00	0.00			(240.54) SHORT-TERM	VARIAN MEDICAL SYSTEMS INC CMN AVERAGE PRICE IN ACCORD WITH THE CLIENT'S INSTRUCTION CTSY GS PRIVATE MONEY MANAGERS	
92220P105 29 00	08/11/2011 01/21/2011	1,556.48 2,084.82	0.00	0.00			(528.34) SHORT-TERM	VARIAN MEDICAL SYSTEMS INC CMN AVERAGE PRICE IN ACCORD WITH THE CLIENT'S INSTRUCTION CTSY GS PRIVATE MONEY MANAGERS	
38259P508 9 00	08/16/2011 01/21/2011	4,835.40 5,717.34	0.00	0.00			(881.94) SHORT-TERM	GOOGLE, INC CMN CLASS A AVERAGE PRICE IN ACCORD WITH THE CLIENT'S INSTRUCTION CTSY GS PRIVATE MONEY MANAGERS	
64110D104 41 00	08/18/2011 01/21/2011	1,412.57 2,338.30	0.00	0.00			(925.73) SHORT-TERM	NETAPP, INC CMN AVERAGE PRICE IN ACCORD WITH THE CLIENT'S INSTRUCTION CTSY GS PRIVATE MONEY MANAGERS	
38259P508 5 00	08/19/2011 01/21/2011	2,466.92 3,176.30	0.00	0.00			(709.38) SHORT-TERM	GOOGLE, INC CMN CLASS A AVERAGE PRICE IN ACCORD WITH THE CLIENT'S INSTRUCTION CTSY GS PRIVATE MONEY MANAGERS	
46120E602 6 00	08/22/2011 01/21/2011	1,937.38 1,978.31	0.00	0.00			(40.93) SHORT-TERM	INTUITIVE SURGICAL, INC CMN AVERAGE PRICE IN ACCORD WITH THE CLIENT'S INSTRUCTION CTSY GS PRIVATE MONEY MANAGERS	
92933H101 13 00	09/07/2011 02/16/2011	635.34 885.71	0.00	0.00			(250.37) SHORT-TERM	WPP PLC ADR CMN AVERAGE PRICE IN ACCORD WITH THE CLIENT'S INSTRUCTION CTSY GS PRIVATE MONEY MANAGERS CORRECTION OF SECURITY CORR CONFIRM 0907-781283	



The following information was furnished to the Internal Revenue Service, as reportable gross proceeds less commissions for the period January 1, 2011 to December 31, 2011

* Gain or Loss information is provided for your information only and is not reported to the Internal Revenue Service. The Gain or Loss value may not sum due to rounding differences

PROCEEDS FROM BROKER TRANSACTIONS (Continued)
 SUBSTITUTE FORM 1099-B, OMB NO. 1545-0715

Tax Year 2011 Account No 042-51355-6 Tax ID Number 27-2621507 Legal Name GRANNY B & P FOUNDATION BRIAN

COVERED SECURITIES TRANSACTIONS: SHORT-TERM (Gross proceeds less commissions and option premiums)

CUSIP No. Quantity	Box 1a: Date of Sale or Exchange Acquisition	Box 2: Gross Proceeds of Stocks, Bonds, etc.			Box 6 Check if a		Box 8: Type of Gain or Loss	Box 9: Description	Box 15: Check if Loss not Allowed Based on Amount in Box 2
		Box 3: Cost or Other Basis	Box 5: Wash Sale Loss Disallowed	Noncovered Security	Gain or Loss				
92933H101 15 00	09/07/2011 04/21/2011	733 09 932 93	0 00	0 00			(199 84) SHORT-TERM	WPP PLC ADR CMN AVERAGE PRICE IN ACCORD WITH THE CLIENT'S INSTRUCTION CTSY GS PRIVATE MONEY MANAGERS CORRECTION OF SECURITY CORR CONFIRM 0907-781283	
92933H101 26 00	09/07/2011 02/17/2011	1,270 68 1,762.23	0 00	0 00			(491 55) SHORT-TERM	WPP PLC ADR CMN AVERAGE PRICE IN ACCORD WITH THE CLIENT'S INSTRUCTION CTSY GS PRIVATE MONEY MANAGERS CORRECTION OF SECURITY CORR CONFIRM 0907-781283	
92933H101 37 00	09/07/2011 02/22/2011	1,808 28 2,509 37	0 00	0 00			(701 09) SHORT-TERM	WPP PLC ADR CMN AVERAGE PRICE IN ACCORD WITH THE CLIENT'S INSTRUCTION CTSY GS PRIVATE MONEY MANAGERS CORRECTION OF SECURITY CORR CONFIRM 0907-781283	
25470F104 24 00	09/12/2011 01/21/2011	903 84 965 55	0 00	0 00			(61.71) SHORT-TERM	DISCOVERY COMMUNICATIONS, INC CMN SERIES A AVERAGE PRICE IN ACCORD WITH THE CLIENT'S INSTRUCTION CTSY GS PRIVATE MONEY MANAGERS	
302130109 27 00	09/14/2011 01/21/2011	1,197 71 1,467 28	0 00	0 00			(269 57) SHORT-TERM	EXPEDITORS INTL WASH INC CMN AVERAGE PRICE IN ACCORD WITH THE CLIENT'S INSTRUCTION CTSY GS PRIVATE MONEY MANAGERS	
46120E602 2 00	09/19/2011 01/21/2011	770 99 659 44	0 00	0 00			111.55 SHORT-TERM	INTUITIVE SURGICAL, INC CMN AVERAGE PRICE IN ACCORD WITH THE CLIENT'S INSTRUCTION CTSY GS PRIVATE MONEY MANAGERS	
46120E602 4 00	09/22/2011 01/21/2011	1,449 83 1,318 88	0 00	0 00			130 95 SHORT-TERM	INTUITIVE SURGICAL, INC CMN AVERAGE PRICE IN ACCORD WITH THE CLIENT'S INSTRUCTION CTSY GS PRIVATE MONEY MANAGERS	
G491BT108 86 00	09/22/2011 01/21/2011	1,354 62 2,090 19	0 00	0 00			(735 57) SHORT-TERM	INVESCO LTD CMN AVERAGE PRICE IN ACCORD WITH THE CLIENT'S INSTRUCTION CTSY GS PRIVATE MONEY MANAGERS	
G491BT108 101 00	09/23/2011 01/21/2011	1,590 89 2,454 75	0 00	0 00			(863 86) SHORT-TERM	INVESCO LTD CMN AVERAGE PRICE IN ACCORD WITH THE CLIENT'S INSTRUCTION CTSY GS PRIVATE MONEY MANAGERS	
G491BT108 41 00	09/26/2011 01/21/2011	637 08 996 48	0 00	0 00			(359.40) SHORT-TERM	INVESCO LTD CMN AVERAGE PRICE IN ACCORD WITH THE CLIENT'S INSTRUCTION CTSY GS PRIVATE MONEY MANAGERS	
G491BT108 57 00	09/27/2011 01/21/2011	972 80 1,385 36	0 00	0 00			(412 56) SHORT-TERM	INVESCO LTD CMN AVERAGE PRICE IN ACCORD WITH THE CLIENT'S INSTRUCTION CTSY GS PRIVATE MONEY MANAGERS	
654106103 5 00	10/11/2011 04/07/2011	448 46 390 24	0 00	0 00			58 22 SHORT-TERM	NIKE CLASS-B CMN CLASS B AVERAGE PRICE IN ACCORD WITH THE CLIENT'S INSTRUCTION CTSY GS PRIVATE MONEY MANAGERS	



The following information was furnished to the Internal Revenue Service as reportable gross proceeds less commissions for the period January 1, 2011 to December 31, 2011.

* Gain or Loss information is provided for your information only and is not reported to the Internal Revenue Service. The Gain or Loss value may not sum due to rounding differences.

PROCEEDS FROM BROKER TRANSACTIONS (Continued)
SUBSTITUTE FORM 1099-B, OMB NO. 1545-0715

Tax Year **2011** Account No **042-51355-6** Tax ID Number **27-2621507** Legal Name **GRANNY B & P FOUNDATION BRIAN**

COVERED SECURITIES TRANSACTIONS: SHORT-TERM (Gross proceeds less commissions and option premiums)

CUSIP No. Quantity	Box 1a. Date of Sale or Exchange Acquisition	Box 2. Gross Proceeds of Stocks, Bonds, etc	Box 3. Cost or Other Basis		Box 4. Wash Sale Loss Disallowed	Box 5. Check if Noncovered Security	Box 8: Type of Gain or Loss	* Gain or (Loss)	Box 9. Description	Box 15. Check if Loss not Allowed Based on Amount in Box 2
			Box 3. Cost or Other Basis	Box 4. Wash Sale Loss Disallowed						
654106103 10.00	10/11/2011 04/27/2011	896.91 802.94	0.00	0.00	0.00		93.98	SHORT-TERM	NIKE CLASS-B CMN CLASS B AVERAGE PRICE IN ACCORD WITH THE CLIENT'S INSTRUCTION CTSY GS PRIVATE MONEY MANAGERS	
25470F104 44.00	11/16/2011 01/21/2011	1,835.71 1,770.17	0.00	0.00			65.54	SHORT-TERM	DISCOVERY COMMUNICATIONS, INC CMN SERIES A AVERAGE PRICE IN ACCORD WITH THE CLIENT'S INSTRUCTION CTSY GS PRIVATE MONEY MANAGERS	
25470F104 37.00	11/18/2011 01/21/2011	1,502.68 1,488.55	0.00	0.00			14.13	SHORT-TERM	DISCOVERY COMMUNICATIONS, INC CMN SERIES A AVERAGE PRICE IN ACCORD WITH THE CLIENT'S INSTRUCTION CTSY GS PRIVATE MONEY MANAGERS	
25470F104 27.00	11/28/2011 01/21/2011	1,088.15 1,086.24	0.00	0.00			1.91	SHORT-TERM	DISCOVERY COMMUNICATIONS, INC. CMN SERIES A AVERAGE PRICE IN ACCORD WITH THE CLIENT'S INSTRUCTION CTSY GS PRIVATE MONEY MANAGERS	
855244109 33.00	12/14/2011 08/10/2011	1,415.83 1,167.32	0.00	0.00			248.51	SHORT-TERM	STARBUCKS CORP CMN AVERAGE PRICE IN ACCORD WITH THE CLIENT'S INSTRUCTION CTSY GS PRIVATE MONEY MANAGERS	
988498101 41.00	12/14/2011 07/29/2011	2,352.66 2,172.93	0.00	0.00			179.73	SHORT-TERM	YUM BRANDS, INC. CMN AVERAGE PRICE IN ACCORD WITH THE CLIENT'S INSTRUCTION CTSY GS PRIVATE MONEY MANAGERS	
988498101 8.00	12/20/2011 07/29/2011	466.16 423.99	0.00	0.00			42.17	SHORT-TERM	YUM BRANDS, INC. CMN AVERAGE PRICE IN ACCORD WITH THE CLIENT'S INSTRUCTION CTSY GS PRIVATE MONEY MANAGERS	
988498101 8.00	12/20/2011 08/03/2011	466.16 403.95	0.00	0.00			62.20	SHORT-TERM	YUM BRANDS, INC. CMN AVERAGE PRICE IN ACCORD WITH THE CLIENT'S INSTRUCTION CTSY GS PRIVATE MONEY MANAGERS	
654106103 6.00	12/21/2011 04/27/2011	581.78 481.76	0.00	0.00			100.02	SHORT-TERM	NIKE CLASS-B CMN CLASS B AVERAGE PRICE IN ACCORD WITH THE CLIENT'S INSTRUCTION CTSY GS PRIVATE MONEY MANAGERS	
654106103 11.00	12/21/2011 06/28/2011	1,066.59 961.23	0.00	0.00			105.37	SHORT-TERM	NIKE CLASS-B CMN CLASS B AVERAGE PRICE IN ACCORD WITH THE CLIENT'S INSTRUCTION CTSY GS PRIVATE MONEY MANAGERS	
ACCOUNT TOTAL (COVERED: SHORT-TERM)		131,684.34 144,586.80	0.00	0.00			(12,902.42)			

The following information was furnished to the Internal Revenue Service as reportable gross proceeds less commissions for the period January 1, 2011 to December 31, 2011.

* Gain or Loss information is provided for your information only and is not reported to the Internal Revenue Service. The Gain or Loss value may not sum due to rounding differences.



REALIZED GAIN AND LOSS SUMMARY

SHORT-TERM GAINS (LOSSES)		LONG-TERM GAINS (LOSSES)		ORDINARY GAINS (LOSSES)	
Net Covered Short-Term Gains (Losses)	(12,902.42)	Net Covered Long-Term Gains (Losses)	0.00	Net Ordinary Gains (Losses)	0.00
Net NonCovered Short-Term Gains (Losses)	0.00	Net NonCovered Long-Term Gains (Losses)	0.00		
Net 1099B Non Reportable Short-Term Gains (Losses)	0.00	Net 1099B Non Reportable Long-Term Gains (Losses)	0.00		
Net Miscellaneous Short-Term Gains (Losses)	0.00	Net Miscellaneous Long-Term Gains (Losses)	0.00	Net Miscellaneous Ordinary Gains (Losses)	0.00
Net Regulated Futures Contract Short-Term Gains (Losses)	0.00	Net Regulated Futures Contract Long-Term Gains (Losses)	0.00		
Total Short-Term Gains (Losses)	(12,902.42)	Total Long-Term Gains (Losses)	0.00	Total Ordinary Gains (Losses)	0.00

SHORT-TERM GAINS (LOSSES)

Description (Product Identifier)	Date Acquired or Sold Short	Date Sold or Covered	Quantity	Sale Proceeds ⁵	Total Accretion (Amortization)	Cost Basis ⁴	Total Gain (Loss)
Covered Short-Term Gains (Losses)							
PRICELINE.COM INC CMN (741503403)	01/21/2011	01/26/2011	4.00	1,687.81	0.00	1,719.72	(31.91)
DANONE SPONSORED ADR CMN (23636T100)	01/21/2011	01/28/2011	184.00	2,200.79	0.00	2,261.36	(60.57)
NESTLE SA SPONSORED ADR (REP 1/20 CHF 10 REGD SHS) (641069406)	01/21/2011	01/28/2011	29.00	1,590.81	0.00	1,594.71	(3.90)
CELGENE CORPORATION CMN (151020104)	01/21/2011	02/03/2011	54.00	2,709.42	0.00	3,064.02	(354.60)
STATE STREET CORPORATION (NEW) CMN (857477103)	01/21/2011	02/08/2011	68.00	3,211.28	0.00	3,267.63	(56.35)
STATE STREET CORPORATION (NEW) CMN (857477103)	01/21/2011	02/09/2011	73.00	3,414.58	0.00	3,507.89	(93.31)
PEPSICO INC CMN (713448108)	01/21/2011	02/16/2011	39.00	2,498.10	0.00	2,577.12	(79.02)
PEPSICO INC CMN (713448108)	01/21/2011	02/18/2011	40.00	2,545.13	0.00	2,643.20	(98.07)
DOLBY LABORATORIES, INC CMN CLASS A (25659T107)	01/21/2011	02/28/2011	6.00	304.06	0.00	366.43	(62.37)
DOLBY LABORATORIES, INC CMN CLASS A (25659T107)	01/27/2011	03/01/2011	25.00	1,258.87	0.00	1,549.59	(290.72)
DOLBY LABORATORIES, INC CMN CLASS A (25659T107)	01/21/2011	03/01/2011	30.00	1,510.64	0.00	1,832.13	(321.48)
OMNICOM GROUP CMN (681919106)	01/21/2011	03/07/2011	24.00	1,171.90	0.00	1,093.42	78.48
COGNIZANT TECHNOLOGY SOLUTIONS CORP CLASS A (192446102)	01/21/2011	03/10/2011	18.00	1,377.24	0.00	1,332.94	44.30
ALTERA CORP CMN (021441100)	01/21/2011	03/21/2011	15.00	612.86	0.00	570.00	42.86
PRICELINE.COM INC CMN (741503403)	01/21/2011	03/22/2011	1.00	454.94	0.00	429.93	25.01
ALTERA CORP CMN (021441100)	01/21/2011	03/24/2011	59.00	2,496.69	0.00	2,242.00	254.69

⁴ Basis may have been increased by accruals of market discount and/or original issue discount or decreased by premium amortization. This increase or decrease of basis assumes the investor has elected to include market discount in income currently and/or amortize premium currently. You should consult with your own tax advisor to determine your correct basis.
⁵ Sale Proceeds may have been adjusted by an option premium due to an option assignment.



Realized and unrealized gains and loss values do not include securities for which cost basis is unavailable. The recognition of any loss reflected herein may be disallowed or deferred by the application of capital loss limitations, wash sale rules or other special tax rules, and you are strongly urged to consult your own outside tax and other advisors about this and all tax-related matters addressed in any way herein. All information regarding the cost basis and acquisition dates of securities that you acquired elsewhere and that were subsequently delivered into your Goldman Sachs account(s) were provided by you and/or a third party and Goldman Sachs makes no representation as to the accuracy and completeness of such information and it should not be relied upon as such.

Tax Year 2011 **Account No** 042-51355-6 **Legal Name** GRANNY B & P FOUNDATION BRIAN

REALIZED GAINS AND LOSSES (Continued)
Supplemental Information - Consult your Form 1099 for tax reporting purposes

SHORT-TERM GAINS (LOSSES)

Description (Product Identifier)	Date Acquired or Sold Short	Date Sold or Covered	Quantity	Sale Proceeds ⁵	Total Accretion (Amortization)	Cost Basis ⁴	Total Gain (Loss)
Covered Short-Term Gains (Losses)							
PRAXAIR, INC CMN SERIES (74005P104)	01/21/2011	03/28/2011	20.00	1,998.35	0.00	1,837.60	160.75
ALTERA CORP CMN (021441100)	01/21/2011	03/30/2011	30.00	1,306.57	0.00	1,140.00	166.57
ALTERA CORP CMN (021441100)	01/21/2011	04/05/2011	27.00	1,164.15	0.00	1,026.00	138.15
MC DONALDS CORP CMN (580135101)	01/21/2011	04/06/2011	33.00	2,527.68	0.00	2,475.33	52.35
INTUITIVE SURGICAL, INC CMN (46120E602)	01/21/2011	04/07/2011	4.00	1,470.64	0.00	1,318.88	151.76
MC DONALDS CORP CMN (580135101)	01/21/2011	04/07/2011	53.00	4,032.70	0.00	3,975.53	57.17
C.H. ROBINSON WORLDWIDE INC. CMN (12541W209)	01/21/2011	04/18/2011	17.00	1,279.74	0.00	1,322.96	(43.22)
PRAXAIR, INC CMN SERIES (74005P104)	01/21/2011	04/21/2011	6.00	636.73	0.00	551.28	85.45
PRICELINE.COM INC CMN (741503403)	01/21/2011	04/21/2011	2.00	1,074.58	0.00	859.86	214.72
COGNIZANT TECHNOLOGY SOLUTIONS CORP CLASS A (192446102)	01/21/2011	04/26/2011	13.00	1,061.89	0.00	962.68	99.21
COGNIZANT TECHNOLOGY SOLUTIONS CORP CLASS A (192446102)	01/21/2011	04/27/2011	34.00	2,766.50	0.00	2,517.78	248.72
PRAXAIR, INC CMN SERIES (74005P104)	01/21/2011	04/27/2011	16.00	1,680.36	0.00	1,470.08	210.28
PRICELINE.COM INC CMN (741503403)	01/21/2011	04/27/2011	4.00	2,145.70	0.00	1,719.72	425.98
PRAXAIR, INC CMN SERIES (74005P104)	01/21/2011	05/02/2011	13.00	1,371.19	0.00	1,194.44	176.75
COGNIZANT TECHNOLOGY SOLUTIONS CORP CLASS A (192446102)	01/21/2011	05/04/2011	39.00	3,019.27	0.00	2,888.04	131.23
COGNIZANT TECHNOLOGY SOLUTIONS CORP CLASS A (192446102)	01/21/2011	05/10/2011	21.00	1,635.80	0.00	1,555.10	80.70
COGNIZANT TECHNOLOGY SOLUTIONS CORP CLASS A (192446102)	01/21/2011	05/11/2011	19.00	1,454.77	0.00	1,406.99	47.78
PRAXAIR, INC CMN SERIES (74005P104)	01/21/2011	05/11/2011	25.00	2,589.06	0.00	2,287.00	292.06
ALLERGAN INC CMN (018490102)	01/21/2011	05/19/2011	13.00	1,083.43	0.00	935.56	147.88
C.H. ROBINSON WORLDWIDE INC. CMN (12541W209)	01/21/2011	05/19/2011	10.00	807.08	0.00	778.21	28.87
INVECO LTD. CMN (G491BT108)	01/21/2011	06/01/2011	22.00	523.95	0.00	534.70	(10.75)
ROVI CORPORATION CMN (779376102)	01/21/2011	06/22/2011	36.00	2,005.63	0.00	2,311.20	(305.57)
NIKE CLASS-B CMN CLASS B (654106103)	04/07/2011	07/05/2011	28.00	2,569.07	0.00	2,185.34	383.73
JUNIPER NETWORKS, INC CMN (48203R104)	01/21/2011	07/29/2011	127.00	2,989.63	0.00	4,458.59	(1,468.96)
JUNIPER NETWORKS, INC CMN (48203R104)	04/27/2011	08/03/2011	17.00	392.57	0.00	662.43	(269.86)

⁴ Basis may have been increased by accruals of market discount and/or original issue discount or decreased by premium amortization. This increase or decrease of basis assumes the investor has elected to include market discount in income currently and/or amortize premium currently. You should consult with your own tax advisor to determine your correct basis.

⁵ Sale Proceeds may have been adjusted by an option premium due to an option assignment.



Realized and unrealized gains and loss values do not include securities for which cost basis is unavailable. The recognition of any loss reflected herein may be disallowed or deferred by the application of capital loss limitations, wash sale rules or other special tax rules, and you are strongly urged to consult your own outside tax and other advisors about this and all tax-related matters addressed in any way herein. All information regarding the cost basis and acquisition dates of securities that you acquired elsewhere and that were subsequently delivered into your Goldman Sachs account(s) were provided by you and/or a third party and Goldman Sachs makes no representation as to the accuracy and completeness of such information and it should not be relied upon as such.

REALIZED GAINS AND LOSSES (Continued)

Supplemental Information - Consult your Form 1099 for tax reporting purposes

SHORT-TERM GAINS (LOSSES)

Description (Product Identifier)	Date Acquired or Sold Short	Date Sold or Covered	Quantity	Sale Proceeds ⁵	Total Accretion (Amortization)	Cost Basis*	Total Gain (Loss)
Covered Short-Term Gains (Losses)							
JUNIPER NETWORKS, INC CMN (48203R104)	05/11/2011	08/03/2011	22 00	508 03	0 00	844 96	(336 93)
JUNIPER NETWORKS, INC. CMN (48203R104)	01/21/2011	08/03/2011	89 00	2,055 22	0 00	3,124 52	(1,069 30)
ADOBE SYSTEMS INC CMN (00724F101)	01/21/2011	08/10/2011	120 00	2,772 70	0 00	4,068 34	(1,295 64)
C H ROBINSON WORLDWIDE INC. CMN (12541W209)	01/21/2011	08/10/2011	76 00	4,872 81	0 00	5,914 42	(1,041 61)
OMNICOM GROUP CMN (681919106)	01/21/2011	08/10/2011	68 00	2,724 20	0 00	3,098 01	(373 81)
VARIAN MEDICAL SYSTEMS INC CMN (92220P105)	01/21/2011	08/10/2011	46 00	2,413 98	0 00	3,306 96	(892 98)
ADOBE SYSTEMS INC CMN (00724F101)	05/11/2011	08/11/2011	14 00	327 32	0 00	493 11	(165 79)
ADOBE SYSTEMS INC CMN (00724F101)	01/21/2011	08/11/2011	106 00	2,478 27	0 00	3,593 70	(1,115 42)
OMNICOM GROUP CMN (681919106)	01/21/2011	08/11/2011	60 00	2,385 91	0 00	2,733 54	(347 63)
VARIAN MEDICAL SYSTEMS INC CMN (92220P105)	05/20/2011	08/11/2011	16 00	858 75	0 00	1,099 29	(240 54)
VARIAN MEDICAL SYSTEMS INC CMN (92220P105)	01/21/2011	08/11/2011	29 00	1,556 48	0 00	2,084 82	(528 34)
GOOGLE, INC CMN CLASS A (38259P508)	01/21/2011	08/16/2011	9 00	4,835 40	0 00	5,717 34	(881 94)
NETAPP, INC CMN (64110D104)	01/21/2011	08/18/2011	41 00	1,412 57	0 00	2,338 30	(925 73)
GOOGLE, INC CMN CLASS A (38259P508)	01/21/2011	08/19/2011	5 00	2,466 92	0 00	3,176 30	(709 38)
INTUITIVE SURGICAL, INC. CMN (46120E602)	01/21/2011	08/22/2011	6 00	1,937 38	0 00	1,978 31	(40 93)
WPP PLC ADR CMN (92933H101)	02/16/2011	09/07/2011	13 00	635 34	0 00	885 71	(250 37)
WPP PLC ADR CMN (92933H101)	04/21/2011	09/07/2011	15 00	733 09	0 00	932 93	(199 84)
WPP PLC ADR CMN (92933H101)	02/17/2011	09/07/2011	26 00	1,270 68	0 00	1,762 23	(491 55)
WPP PLC ADR CMN (92933H101)	02/22/2011	09/07/2011	37 00	1,808 28	0 00	2,509 37	(701 09)
DISCOVERY COMMUNICATIONS, INC CMN SERIES A (25470F104)	01/21/2011	09/12/2011	24 00	903 84	0 00	965 55	(61 71)
EXPEDITORS INTL WASH INC CMN (302130109)	01/21/2011	09/14/2011	27 00	1,197 71	0 00	1,467 28	(269 57)
INTUITIVE SURGICAL, INC CMN (46120E602)	01/21/2011	09/19/2011	2 00	770 99	0 00	659 44	111 55
INTUITIVE SURGICAL, INC CMN (46120E602)	01/21/2011	09/22/2011	4 00	1,449 83	0 00	1,318 88	130 95
INVESCO LTD CMN (G491BT108)	01/21/2011	09/22/2011	86 00	1,354 62	0 00	2,090 19	(735 57)
INVESCO LTD CMN (G491BT108)	01/21/2011	09/23/2011	101 00	1,590 89	0 00	2,454 75	(863 86)

* Basis may have been increased by accruals of market discount and/or original issue discount or decreased by premium amortization. This increase or decrease of basis assumes the investor has elected to include market discount in income currently and/or amortize premium currently. You should consult with your own tax advisor to determine your correct basis.

⁵ Sale Proceeds may have been adjusted by an option premium due to an option assignment.



Realized and unrealized gains and loss values do not include securities for which cost basis is unavailable. The recognition of any loss reflected herein may be disallowed or deferred by the application of capital loss limitations, wash sale rules or other special tax rules, and you are strongly urged to consult your own outside tax and other advisors about this and all tax-related matters addressed in any way herein. All information regarding the cost basis and acquisition dates of securities that you acquired elsewhere and that were subsequently delivered into your Goldman Sachs account(s) were provided by you and/or a third party and Goldman Sachs makes no representation as to the accuracy and completeness of such information and it should not be relied upon as such.

SHORT-TERM GAINS (LOSSES)

Description (Product Identifier)	Date Acquired or Sold Short	Date Sold or Covered	Quantity	Sale Proceeds ⁵	Total Accretion (Amortization)	Cost Basis ⁴	Total Gain (Loss)
Covered Short-Term Gains (Losses)							
INVESCO LTD CMN (G491BT108)	01/21/2011	09/26/2011	41.00	637.08	0.00	996.48	(359.40)
INVESCO LTD CMN (G491BT108)	01/21/2011	09/27/2011	57.00	972.80	0.00	1,365.36	(412.56)
NIKE CLASS-B CMN CLASS B (654106103)	04/07/2011	10/11/2011	5.00	448.46	0.00	390.24	58.22
NIKE CLASS-B CMN CLASS B (654106103)	04/27/2011	10/11/2011	10.00	896.91	0.00	802.94	93.98
DISCOVERY COMMUNICATIONS, INC CMN SERIES A (25470F104)	01/21/2011	11/16/2011	44.00	1,835.71	0.00	1,770.17	65.54
DISCOVERY COMMUNICATIONS, INC CMN SERIES A (25470F104)	01/21/2011	11/18/2011	37.00	1,502.68	0.00	1,488.55	14.13
DISCOVERY COMMUNICATIONS, INC CMN SERIES A (25470F104)	01/21/2011	11/28/2011	27.00	1,088.15	0.00	1,086.24	1.91
STARBUCKS CORP CMN (855244109)	08/10/2011	12/14/2011	33.00	1,415.83	0.00	1,167.32	248.51
YUM BRANDS, INC. CMN (988498101)	07/29/2011	12/14/2011	41.00	2,352.66	0.00	2,172.93	179.73
YUM BRANDS, INC CMN (988498101)	08/03/2011	12/20/2011	8.00	466.16	0.00	403.95	62.20
YUM BRANDS, INC CMN (988498101)	07/29/2011	12/20/2011	8.00	466.16	0.00	423.99	42.17
NIKE CLASS-B CMN CLASS B (654106103)	04/27/2011	12/21/2011	6.00	581.78	0.00	481.76	100.02
NIKE CLASS-B CMN CLASS B (654106103)	06/28/2011	12/21/2011	11.00	1,066.59	0.00	961.23	105.37
Net Covered Short-Term Gains (Losses)				131,684.34	0.00	144,586.80	(12,902.42)

⁴ Basis may have been increased by accruals of market discount and/or original issue discount or decreased by premium amortization. This increase or decrease of basis assumes the investor has elected to include market discount in income currently and/or amortize premium currently. You should consult with your own tax advisor to determine your correct basis.
⁵ Sale Proceeds may have been adjusted by an option premium due to an option assignment.



Realized and unrealized gains and loss values do not include securities for which cost basis is unavailable. The recognition of any loss reflected herein may be disallowed or deferred by the application of capital loss limitations, wash sale rules or other special tax rules, and you are strongly urged to consult your own outside tax and other advisors about this and all tax-related matters addressed in any way herein. All information regarding the cost basis and acquisition dates of securities that you acquired elsewhere and that were subsequently delivered into your Goldman Sachs account(s) were provided by you and/or a third party and Goldman Sachs makes no representation as to the accuracy and completeness of such information and it should not be relied upon as such.

REALIZED GAINS AND LOSSES

Supplemental Information - Consult your Form 1099 for tax reporting purposes

Tax Year: 2011
 Account No: 028-28710-0
 Legal Name: GRANNY B & P FOUNDATION BRIAN

REALIZED GAIN AND LOSS SUMMARY

SHORT-TERM GAINS (LOSSES)	LONG-TERM GAINS (LOSSES)	ORDINARY GAINS (LOSSES)	Total
Net Covered Short-Term Gains (Losses)	3,359.71	0.00	0.00
Net NonCovered Short-Term Gains (Losses)	0.00	0.00	0.00
Net 1099B Non Reportable Short-Term Gains (Losses)	0.00	0.00	0.00
Net Miscellaneous Short-Term Gains (Losses)	0.00	0.00	0.00
Net Regulated Futures Contract Short-Term Gains (Losses)	0.00	0.00	0.00
Total Short-Term Gains (Losses)	3,359.71	0.00	0.00

SHORT-TERM GAINS (LOSSES)

Description (Product Identifier)	Date Acquired or Sold Short	Date Sold or Covered	Quantity	Sale Proceeds ⁵	Total Accretion (Amortization)	Cost Basis ⁴	Total Gain (Loss)
Covered Short-Term Gains (Losses)							
COCA-COLA COMPANY (THE) CMN (191216100)	01/18/2011	01/26/2011	10.00	629.10	0.00	633.76	(4.66)
COMCAST CORPORATION CMN CLASS A NON VOTING (20030N200)	01/18/2011	01/26/2011	60.00	1,321.13	0.00	1,285.53	35.60
NEWS CORPORATION CMN CLASS A (65248E104)	01/18/2011	01/26/2011	40.00	622.56	0.00	571.42	51.14
PFIZER INC. CMN (717081103)	01/18/2011	01/26/2011	130.00	2,411.00	0.00	2,385.99	25.01
UNITEDHEALTH GROUP INCORPORATE CMN (91324P102)	01/18/2011	01/26/2011	55.00	2,220.55	0.00	2,250.79	(30.24)
COCA-COLA COMPANY (THE) CMN (191216100)	01/18/2011	02/03/2011	20.00	1,247.05	0.00	1,267.51	(20.46)
COMCAST CORPORATION CMN CLASS A NON VOTING (20030N200)	01/18/2011	02/03/2011	25.00	540.65	0.00	535.64	5.01
NEWS CORPORATION CMN CLASS A (65248E104)	01/18/2011	02/03/2011	85.00	1,426.68	0.00	1,214.28	212.40
NEWS CORPORATION CMN CLASS A (65248E104)	01/18/2011	02/11/2011	75.00	1,305.92	0.00	1,071.42	234.50
CLOFOX CO (THE) (DELAWARE) CMN (189054109)	01/18/2011	02/14/2011	60.00	4,161.14	0.00	3,847.46	313.68
CLOFOX CO (THE) (DELAWARE) CMN (189054109)	01/18/2011	03/28/2011	20.00	1,393.74	0.00	1,282.49	111.25
COCA-COLA COMPANY (THE) CMN (191216100)	01/18/2011	03/28/2011	25.00	1,632.20	0.00	1,584.39	47.81
COMCAST CORPORATION CMN CLASS A NON VOTING (20030N200)	01/18/2011	03/28/2011	40.00	922.51	0.00	857.02	65.49
CONOCOPHILLIPS CMN (20825C104)	01/18/2011	03/28/2011	35.00	2,802.54	0.00	2,374.15	428.39
COVIDIEN PUBLIC LIMITED COMPAN CMN (G2554F113)	01/18/2011	03/28/2011	50.00	2,585.10	0.00	2,385.54	199.56
PFIZER INC. CMN (717081103)	01/18/2011	03/28/2011	180.00	3,651.99	0.00	3,303.68	348.31

⁴ Basis may have been increased by accruals of market discount and/or original issue discount or decreased by premium amortization. This increase or decrease of basis assumes the investor has elected to include market discount in income currently and/or amortize premium currently. You should consult with your own tax advisor to determine your correct basis.
⁵ Sale Proceeds may have been adjusted by an option premium due to an option assignment.



Realized and unrealized gains and loss values do not include securities for which cost basis is unavailable. The recognition of any loss reflected herein may be disallowed or deferred by the application of capital loss limitations, wash sale rules or other special tax rules, and you are strongly urged to consult your own outside tax and other advisors about this and all tax-related matters addressed in any way herein. All information regarding the cost basis and acquisition dates of securities that you acquired elsewhere and that were subsequently delivered into your Goldman Sachs account(s) were provided by you and/or a third party and Goldman Sachs makes no representation as to the accuracy and completeness of such information and it should not be relied upon as such.

STATE OF NEW YORK
County of New York, s:

THE ANNUAL RETURN
OF GRANNY B & P FOUN-
DATION for the calendar
year ended 12/31/11 is
available at its principal
office located at c/o AR-
THUR FOX CPA, 126 E 356
ST, NY, NY 10022 for in-
spection during regular
business hours by any citi-
zen who requests it within
180 days hereof. Principal
Manager for the Founda-
tion is Brian Snyder.
18728457

Mary Pawlina, being duly sworn, says that she is the PRINCIPAL CLERK of the Publisher of the **NEW YORK LAW JOURNAL**, a Daily Newspaper; that the Advertisement hereto annexed has been published in the said **NEW YORK LAW JOURNAL** one time on the 23rd day of April, 2012.

TO WIT : APRIL 23, 2012

SWORN BEFORE ME, this 23rd day
Of April, 2012.



Cynthia Byrd
Notary Public, State of New York
No. 01BY6056945
Qualified in Kings County
Commission Expires April 09, 2015

Application for Extension of Time To File an Exempt Organization Return

OMB No. 1545-1709

▶ **File a separate application for each return.**

- If you are filing for an **Automatic 3-Month Extension**, complete only **Part I** and check this box
- If you are filing for an **Additional (Not Automatic) 3-Month Extension**, complete only **Part II** (on page 2 of this form).

Do not complete Part II unless you have already been granted an automatic 3-month extension on a previously filed Form 8868.

Electronic filing (e-file) You can electronically file Form 8868 if you need a 3-month automatic extension of time to file (6 months for a corporation required to file Form 990-T), or an additional (not automatic) 3-month extension of time. You can electronically file Form 8868 to request an extension of time to file any of the forms listed in Part I or Part II with the exception of Form 8870, Information Return for Transfers Associated With Certain Personal Benefit Contracts, which must be sent to the IRS in paper format (see instructions). For more details on the electronic filing of this form, visit www.irs.gov/efile and click on *e-file for Charities & Nonprofits*.

Part I Automatic 3-Month Extension of Time. Only submit original (no copies needed).

A corporation required to file Form 990-T and requesting an automatic 6-month extension - check this box and complete Part I only

All other corporations (including 1120-C filers), partnerships, REMICs, and trusts must use Form 7004 to request an extension of time to file income tax returns.

Type or print	Name of exempt organization or other filer, see instructions. GRANNY B&P FOUNDATION	Employer identification number (EIN) or <input checked="" type="checkbox"/> 27-2621507
File by the due date for filing your return. See instructions.	Number, street, and room or suite no. If a P.O. box, see instructions. 555 MADISON AVENUE, NO. 1302	Social security number (SSN) <input type="checkbox"/>
	City, town or post office, state, and ZIP code. For a foreign address, see instructions. NEW YORK, NY 10022	

Enter the Return code for the return that this application is for (file a separate application for each return) 0 4

Application Is For	Return Code	Application Is For	Return Code
Form 990	01	Form 990-T (corporation)	07
Form 990-BL	02	Form 1041-A	08
Form 990-EZ	01	Form 4720	09
Form 990-PF	04	Form 5227	10
Form 990-T (sec. 401(a) or 408(a) trust)	05	Form 6069	11
Form 990-T (trust other than above)	06	Form 8870	12

ARTHUR V. FOX, C.P.A., P.C.

- The books are in the care of ▶ **126 EAST 56TH. STREET-12FL - NEW YORK, NY 10022**
Telephone No. ▶ **212-752-6400** FAX No. ▶ _____
- If the organization does not have an office or place of business in the United States, check this box
- If this is for a Group Return, enter the organization's four digit Group Exemption Number (GEN) _____. If this is for the whole group, check this box . If it is for part of the group, check this box and attach a list with the names and EINs of all members the extension is for.

1 I request an automatic 3-month (6 months for a corporation required to file Form 990-T) extension of time until **AUGUST 15, 2012**, to file the exempt organization return for the organization named above. The extension is for the organization's return for:
▶ calendar year **2011** or
▶ tax year beginning _____, and ending _____.

2 If the tax year entered in line 1 is for less than 12 months, check reason: Initial return Final return
 Change in accounting period

3a If this application is for Form 990-BL, 990-PF, 990-T, 4720, or 6069, enter the tentative tax, less any nonrefundable credits. See instructions.	3a	\$	0.
b If this application is for Form 990-PF, 990-T, 4720, or 6069, enter any refundable credits and estimated tax payments made. Include any prior year overpayment allowed as a credit.	3b	\$	0.
c Balance due. Subtract line 3b from line 3a. Include your payment with this form, if required, by using EFTPS (Electronic Federal Tax Payment System). See instructions.	3c	\$	0.

Caution. If you are going to make an electronic fund withdrawal with this Form 8868, see Form 8453-EO and Form 8879-EO for payment instructions.

LHA For Privacy Act and Paperwork Reduction Act Notice, see Instructions.

Form **8868** (Rev. 1-2012)