



See a Social Security Number? Say Something!  
Report Privacy Problems to <https://public.resource.org/privacy>  
Or call the IRS Identity Theft Hotline at 1-800-908-4490



Form 990

Department of the Treasury  
Internal Revenue Service

Return of Organization Exempt From Income Tax

Under section 501(c), 527, or 4947(a)(1) of the Internal Revenue Code (except black lung benefit trust or private foundation)

The organization may have to use a copy of this return to satisfy state reporting requirements

OMB No 1545-0047

2011

Open to Public Inspection

A For the 2011 calendar year, or tax year beginning 01-01-2011 and ending 12-31-2011

B Check if applicable

☐ Address change

☐ Name change

☐ Initial return

☐ Terminated

☐ Amended return

☐ Application pending

C Name of organization

AMERICAN SOCIETY FOR LEGAL HISTORY INC

Doing Business As

Number and street (or P O box if mail is not delivered to street address)

1545 MASSACHUSETTS AVENUE NO 335

Room/suite

City or town, state or country, and ZIP + 4

CAMBRIDGE, MA 02138

F Name and address of principal officer

CRAIG EVAN KLAFTER

1545 MASSACHUSETTS AVENUE NO 335

CAMBRIDGE, MA 02138

H(a) Is this a group return for affiliates?

☐ Yes ☒ No

H(b) Are all affiliates included?

☐ Yes ☐ No

If "No," attach a list (see instructions)

H(c) Group exemption number

I Tax-exempt status

☒ 501(c)(3) ☐ 501(c) ( ) ☐ (Insert no ) ☐ 4947(a)(1) or ☐ 527

J Website:

HTTP://WWW.ASLH.NET/

K Form of organization

☒ Corporation ☐ Trust ☐ Association ☐ Other

L Year of formation

1959

M State of legal domicile

| Part I   | Summary   |   |   |   |  |  |  |  |   |   |   |  |  |   |   |   |   |   |  |   |   |  |  |   |   |  |   |   |   |   |  |   |   |  |  |          |  |   |   |   |  |                                    |                                    |  |                                    |                                    |   |                                    |                                    |   |                                    |  |   |   |  |   |   |  |  |   |   |  |                             |   |  |                           |             |   |  |  |  |                                    |   |  |  |  |  |  |
|--|---|---|---|---|--|--|--|--|---|---|---|--|--|---|---|---|---|---|--|---|---|--|--|---|---|--|---|---|---|---|--|---|---|--|--|----------|--|---|---|---|--|------------------------------------|------------------------------------|--|------------------------------------|------------------------------------|---|------------------------------------|------------------------------------|---|------------------------------------|--|---|---|--|---|---|--|--|---|---|--|-----------------------------|---|--|---------------------------|-------------|---|--|--|--|------------------------------------|---|--|--|--|--|--|
| Activities & Governance  | <div><div>1</div><div>Briefly describe the organization's mission or most significant activities</div><div>FOSTERING SCHOLARSHIP, TEACHING, AND STUDY CONCERNING THE LAW AND INSTITUTIONS OF ALL LEGAL SYSTEMS</div></div>  |   |   |   |  |  |  |  |   |   |   |  |  |   |   |   |   |   |  |   |   |  |  |   |   |  |   |   |   |   |  |   |   |  |  |          |  |   |   |   |  |                                    |                                    |  |                                    |                                    |   |                                    |                                    |   |                                    |  |   |   |  |   |   |  |  |   |   |  |                             |   |  |                           |             |   |  |  |  |                                    |   |  |  |  |  |  |
|  |   |   |   |   |  |  |  |  |   |   |   |  |  |   |   |   |   |   |  |   |   |  |  |   |   |  |   |   |   |   |  |   |   |  |  |          |  |   |   |   |  |                                    |                                    |  |                                    |                                    |   |                                    |                                    |   |                                    |  |   |   |  |   |   |  |  |   |   |  |                             |   |  |                           |             |   |  |  |  |                                    |   |  |  |  |  |  |
|  |   |   |   |   |  |  |  |  |   |   |   |  |  |   |   |   |   |   |  |   |   |  |  |   |   |  |   |   |   |   |  |   |   |  |  |          |  |   |   |   |  |                                    |                                    |  |                                    |                                    |   |                                    |                                    |   |                                    |  |   |   |  |   |   |  |  |   |   |  |                             |   |  |                           |             |   |  |  |  |                                    |   |  |  |  |  |  |
|  |   |   |   |   |  |  |  |  |   |   |   |  |  |   |   |   |   |   |  |   |   |  |  |   |   |  |   |   |   |   |  |   |   |  |  |          |  |   |   |   |  |                                    |                                    |  |                                    |                                    |   |                                    |                                    |   |                                    |  |   |   |  |   |   |  |  |   |   |  |                             |   |  |                           |             |   |  |  |  |                                    |   |  |  |  |  |  |
|  |   |   |   |   |  |  |  |  |   |   |   |  |  |   |   |   |   |   |  |   |   |  |  |   |   |  |   |   |   |   |  |   |   |  |  |          |  |   |   |   |  |                                    |                                    |  |                                    |                                    |   |                                    |                                    |   |                                    |  |   |   |  |   |   |  |  |   |   |  |                             |   |  |                           |             |   |  |  |  |                                    |   |  |  |  |  |  |
|  |   |   |   |   |  |  |  |  |   |   |   |  |  |   |   |   |   |   |  |   |   |  |  |   |   |  |   |   |   |   |  |   |   |  |  |          |  |   |   |   |  |                                    |                                    |  |                                    |                                    |   |                                    |                                    |   |                                    |  |   |   |  |   |   |  |  |   |   |  |                             |   |  |                           |             |   |  |  |  |                                    |   |  |  |  |  |  |
|  |   |   |   |   |  |  |  |  |   |   |   |  |  |   |   |   |   |   |  |   |   |  |  |   |   |  |   |   |   |   |  |   |   |  |  |          |  |   |   |   |  |                                    |                                    |  |                                    |                                    |   |                                    |                                    |   |                                    |  |   |   |  |   |   |  |  |   |   |  |                             |   |  |                           |             |   |  |  |  |                                    |   |  |  |  |  |  |
|  | <div><div>2</div><div>Check this box <input type="checkbox"/> if the organization discontinued its operations or disposed of more than 25% of its net assets</div></div>  |   |   |   |  |  |  |  |   |   |   |  |  |   |   |   |   |   |  |   |   |  |  |   |   |  |   |   |   |   |  |   |   |  |  |          |  |   |   |   |  |                                    |                                    |  |                                    |                                    |   |                                    |                                    |   |                                    |  |   |   |  |   |   |  |  |   |   |  |                             |   |  |                           |             |   |  |  |  |                                    |   |  |  |  |  |  |
|  | <table><tr><td><div><div>3</div><div>Number of voting members of the governing body (Part VI, line 1a)</div></div></td><td><div><div>3</div><div></div></div></td></tr><tr><td><div><div>4</div><div>Number of independent voting members of the governing body (Part VI, line 1b)</div></div></td><td><div><div>4</div><div></div></div></td></tr><tr><td><div><div>5</div><div>Total number of individuals employed in calendar year 2011 (Part V, line 2a)</div></div></td><td><div><div>5</div><div></div></div></td></tr><tr><td><div><div>6</div><div>Total number of volunteers (estimate if necessary)</div></div></td><td><div><div>6</div><div></div></div></td></tr><tr><td><div><div>7a</div><div>Total unrelated business revenue from Part VIII, column (C), line 12</div></div></td><td><div><div>7a</div><div></div></div></td></tr><tr><td><div><div>b</div><div>Net unrelated business taxable income from Form 990-T, line 34</div></div></td><td><div><div>7b</div><div></div></div></td></tr><tr><td></td></tr><tr><td>Revenue</td><td><table><tr><th></th><th>Prior Year</th><th>Current Year</th></tr><tr><td><div><div>8</div><div>Contributions and grants (Part VIII, line 1h)</div></div></td><td><div><div></div><div>7,335</div></div></td><td><div><div></div><div>98,599</div></div></td></tr><tr><td><div><div>9</div><div>Program service revenue (Part VIII, line 2g)</div></div></td><td><div><div></div><div>48,633</div></div></td><td><div><div></div><div>54,397</div></div></td></tr><tr><td><div><div>10</div><div>Investment income (Part VIII, column (A), lines 3, 4, and 7d)</div></div></td><td><div><div></div><div>20,353</div></div></td><td><div><div></div><div>24,512</div></div></td></tr><tr><td><div><div>11</div><div>Other revenue (Part VIII, column (A), lines 5, 6d, 8c, 9c, 10c, and 11e)</div></div></td><td><div><div></div><div>20,680</div></div></td><td><div><div></div><div>6,396</div></div></td></tr><tr><td><div><div>12</div><div>Total revenue—add lines 8 through 11 (must equal Part VIII, column (A), line 12)</div></div></td><td><div><div></div><div>97,001</div></div></td><td><div><div></div><div>183,904</div></div></td></tr></table></td></tr><tr><td></td></tr><tr><td>Expenses</td><td><table><tr><td><div><div>13</div><div>Grants and similar amounts paid (Part IX, column (A), lines 1–3)</div></div></td><td><div><div></div><div>15,357</div></div></td><td><div><div></div><div>12,255</div></div></td></tr><tr><td><div><div>14</div><div>Benefits paid to or for members (Part IX, column (A), line 4)</div></div></td><td><div><div></div><div>0</div></div></td><td><div><div></div><div>0</div></div></td></tr><tr><td><div><div>15</div><div>Salaries, other compensation, employee benefits (Part IX, column (A), lines 5–10)</div></div></td><td><div><div></div><div>0</div></div></td><td><div><div></div><div>0</div></div></td></tr><tr><td><div><div>16a</div><div>Professional fundraising fees (Part IX, column (A), line 11e)</div></div></td><td><div><div></div><div>0</div></div></td><td><div><div></div><div>0</div></div></td></tr><tr><td><div><div>b</div><div>Total fundraising expenses (Part IX, column (D), line 25)</div></div></td><td><div><div></div><div>0</div></div></td><td></td></tr><tr><td><div><div>17</div><div>Other expenses (Part IX, column (A), lines 11a–11d, 11f–24e)</div></div></td><td><div><div></div><div>51,976</div></div></td><td><div><div></div><div>131,002</div></div></td></tr><tr><td><div><div>18</div><div>Total expenses Add lines 13–17 (must equal Part IX, column (A), line 25)</div></div></td><td><div><div></div><div>67,333</div></div></td><td><div><div></div><div>143,257</div></div></td></tr><tr><td><div><div>19</div><div>Revenue less expenses Subtract line 18 from line 12</div></div></td><td><div><div></div><div>29,668</div></div></td><td><div><div></div><div>40,647</div></div></td></tr></table></td></tr><tr><td></td></tr><tr><td>Net Assets or Fund Balances</td><td><table><tr><th></th><th>Beginning of Current Year</th><th>End of Year</th></tr><tr><td><div><div>20</div><div>Total assets (Part X, line 16)</div></div></td><td><div><div></div><div>936,125</div></div></td><td><div><div></div><div>954,617</div></div></td></tr><tr><td><div><div>21</div><div>Total liabilities (Part X, line 26)</div></div></td><td><div><div></div><div>0</div></div></td><td><div><div></div><div>31,563</div></div></td></tr><tr><td><div><div>22</div><div>Net assets or fund balances Subtract line 21 from line 20</div></div></td><td><div><div></div><div>936,125</div></div></td><td><div><div></div><div>923,054</div></div></td></tr></table></td></tr><tr><td></td></tr><tr><td></td></tr><tr><td></td></tr></table> | <div><div>3</div><div>Number of voting members of the governing body (Part VI, line 1a)</div></div> | <div><div>3</div><div></div></div>      | <div><div>4</div><div>Number of independent voting members of the governing body (Part VI, line 1b)</div></div> | <div><div>4</div><div></div></div>   | <div><div>5</div><div>Total number of individuals employed in calendar year 2011 (Part V, line 2a)</div></div> | <div><div>5</div><div></div></div>       | <div><div>6</div><div>Total number of volunteers (estimate if necessary)</div></div>                                 | <div><div>6</div><div></div></div>      | <div><div>7a</div><div>Total unrelated business revenue from Part VIII, column (C), line 12</div></div> | <div><div>7a</div><div></div></div>   | <div><div>b</div><div>Net unrelated business taxable income from Form 990-T, line 34</div></div> | <div><div>7b</div><div></div></div>      |   | Revenue                                 | <table><tr><th></th><th>Prior Year</th><th>Current Year</th></tr><tr><td><div><div>8</div><div>Contributions and grants (Part VIII, line 1h)</div></div></td><td><div><div></div><div>7,335</div></div></td><td><div><div></div><div>98,599</div></div></td></tr><tr><td><div><div>9</div><div>Program service revenue (Part VIII, line 2g)</div></div></td><td><div><div></div><div>48,633</div></div></td><td><div><div></div><div>54,397</div></div></td></tr><tr><td><div><div>10</div><div>Investment income (Part VIII, column (A), lines 3, 4, and 7d)</div></div></td><td><div><div></div><div>20,353</div></div></td><td><div><div></div><div>24,512</div></div></td></tr><tr><td><div><div>11</div><div>Other revenue (Part VIII, column (A), lines 5, 6d, 8c, 9c, 10c, and 11e)</div></div></td><td><div><div></div><div>20,680</div></div></td><td><div><div></div><div>6,396</div></div></td></tr><tr><td><div><div>12</div><div>Total revenue—add lines 8 through 11 (must equal Part VIII, column (A), line 12)</div></div></td><td><div><div></div><div>97,001</div></div></td><td><div><div></div><div>183,904</div></div></td></tr></table> |   | Prior Year                              | Current Year                             | <div><div>8</div><div>Contributions and grants (Part VIII, line 1h)</div></div>                             | <div><div></div><div>7,335</div></div>  | <div><div></div><div>98,599</div></div>  | <div><div>9</div><div>Program service revenue (Part VIII, line 2g)</div></div>         | <div><div></div><div>48,633</div></div> | <div><div></div><div>54,397</div></div> | <div><div>10</div><div>Investment income (Part VIII, column (A), lines 3, 4, and 7d)</div></div> | <div><div></div><div>20,353</div></div> | <div><div></div><div>24,512</div></div> | <div><div>11</div><div>Other revenue (Part VIII, column (A), lines 5, 6d, 8c, 9c, 10c, and 11e)</div></div> | <div><div></div><div>20,680</div></div> | <div><div></div><div>6,396</div></div> | <div><div>12</div><div>Total revenue—add lines 8 through 11 (must equal Part VIII, column (A), line 12)</div></div> | <div><div></div><div>97,001</div></div> | <div><div></div><div>183,904</div></div> |  | Expenses | <table><tr><td><div><div>13</div><div>Grants and similar amounts paid (Part IX, column (A), lines 1–3)</div></div></td><td><div><div></div><div>15,357</div></div></td><td><div><div></div><div>12,255</div></div></td></tr><tr><td><div><div>14</div><div>Benefits paid to or for members (Part IX, column (A), line 4)</div></div></td><td><div><div></div><div>0</div></div></td><td><div><div></div><div>0</div></div></td></tr><tr><td><div><div>15</div><div>Salaries, other compensation, employee benefits (Part IX, column (A), lines 5–10)</div></div></td><td><div><div></div><div>0</div></div></td><td><div><div></div><div>0</div></div></td></tr><tr><td><div><div>16a</div><div>Professional fundraising fees (Part IX, column (A), line 11e)</div></div></td><td><div><div></div><div>0</div></div></td><td><div><div></div><div>0</div></div></td></tr><tr><td><div><div>b</div><div>Total fundraising expenses (Part IX, column (D), line 25)</div></div></td><td><div><div></div><div>0</div></div></td><td></td></tr><tr><td><div><div>17</div><div>Other expenses (Part IX, column (A), lines 11a–11d, 11f–24e)</div></div></td><td><div><div></div><div>51,976</div></div></td><td><div><div></div><div>131,002</div></div></td></tr><tr><td><div><div>18</div><div>Total expenses Add lines 13–17 (must equal Part IX, column (A), line 25)</div></div></td><td><div><div></div><div>67,333</div></div></td><td><div><div></div><div>143,257</div></div></td></tr><tr><td><div><div>19</div><div>Revenue less expenses Subtract line 18 from line 12</div></div></td><td><div><div></div><div>29,668</div></div></td><td><div><div></div><div>40,647</div></div></td></tr></table> | <div><div>13</div><div>Grants and similar amounts paid (Part IX, column (A), lines 1–3)</div></div> | <div><div></div><div>15,357</div></div> | <div><div></div><div>12,255</div></div> | <div><div>14</div><div>Benefits paid to or for members (Part IX, column (A), line 4)</div></div> | <div><div></div><div>0</div></div> | <div><div></div><div>0</div></div> | <div><div>15</div><div>Salaries, other compensation, employee benefits (Part IX, column (A), lines 5–10)</div></div> | <div><div></div><div>0</div></div> | <div><div></div><div>0</div></div> | <div><div>16a</div><div>Professional fundraising fees (Part IX, column (A), line 11e)</div></div> | <div><div></div><div>0</div></div> | <div><div></div><div>0</div></div> | <div><div>b</div><div>Total fundraising expenses (Part IX, column (D), line 25)</div></div> | <div><div></div><div>0</div></div> |  | <div><div>17</div><div>Other expenses (Part IX, column (A), lines 11a–11d, 11f–24e)</div></div> | <div><div></div><div>51,976</div></div> | <div><div></div><div>131,002</div></div> | <div><div>18</div><div>Total expenses Add lines 13–17 (must equal Part IX, column (A), line 25)</div></div> | <div><div></div><div>67,333</div></div> | <div><div></div><div>143,257</div></div> | <div><div>19</div><div>Revenue less expenses Subtract line 18 from line 12</div></div> | <div><div></div><div>29,668</div></div> | <div><div></div><div>40,647</div></div> |  | Net Assets or Fund Balances | <table><tr><th></th><th>Beginning of Current Year</th><th>End of Year</th></tr><tr><td><div><div>20</div><div>Total assets (Part X, line 16)</div></div></td><td><div><div></div><div>936,125</div></div></td><td><div><div></div><div>954,617</div></div></td></tr><tr><td><div><div>21</div><div>Total liabilities (Part X, line 26)</div></div></td><td><div><div></div><div>0</div></div></td><td><div><div></div><div>31,563</div></div></td></tr><tr><td><div><div>22</div><div>Net assets or fund balances Subtract line 21 from line 20</div></div></td><td><div><div></div><div>936,125</div></div></td><td><div><div></div><div>923,054</div></div></td></tr></table> |  | Beginning of Current Year | End of Year | <div><div>20</div><div>Total assets (Part X, line 16)</div></div> | <div><div></div><div>936,125</div></div> | <div><div></div><div>954,617</div></div> | <div><div>21</div><div>Total liabilities (Part X, line 26)</div></div> | <div><div></div><div>0</div></div> | <div><div></div><div>31,563</div></div> | <div><div>22</div><div>Net assets or fund balances Subtract line 21 from line 20</div></div> | <div><div></div><div>936,125</div></div> | <div><div></div><div>923,054</div></div> |  |  |
| <div><div>3</div><div>Number of voting members of the governing body (Part VI, line 1a)</div></div>                  | <div><div>3</div><div></div></div>  |   |   |   |  |  |  |  |   |   |   |  |  |   |   |   |   |   |  |   |   |  |  |   |   |  |   |   |   |   |  |   |   |  |  |          |  |   |   |   |  |                                    |                                    |  |                                    |                                    |   |                                    |                                    |   |                                    |  |   |   |  |   |   |  |  |   |   |  |                             |   |  |                           |             |   |  |  |  |                                    |   |  |  |  |  |  |
| <div><div>4</div><div>Number of independent voting members of the governing body (Part VI, line 1b)</div></div>      | <div><div>4</div><div></div></div>  |   |   |   |  |  |  |  |   |   |   |  |  |   |   |   |   |   |  |   |   |  |  |   |   |  |   |   |   |   |  |   |   |  |  |          |  |   |   |   |  |                                    |                                    |  |                                    |                                    |   |                                    |                                    |   |                                    |  |   |   |  |   |   |  |  |   |   |  |                             |   |  |                           |             |   |  |  |  |                                    |   |  |  |  |  |  |
| <div><div>5</div><div>Total number of individuals employed in calendar year 2011 (Part V, line 2a)</div></div>       | <div><div>5</div><div></div></div>  |   |   |   |  |  |  |  |   |   |   |  |  |   |   |   |   |   |  |   |   |  |  |   |   |  |   |   |   |   |  |   |   |  |  |          |  |   |   |   |  |                                    |                                    |  |                                    |                                    |   |                                    |                                    |   |                                    |  |   |   |  |   |   |  |  |   |   |  |                             |   |  |                           |             |   |  |  |  |                                    |   |  |  |  |  |  |
| <div><div>6</div><div>Total number of volunteers (estimate if necessary)</div></div>                                 | <div><div>6</div><div></div></div>  |   |   |   |  |  |  |  |   |   |   |  |  |   |   |   |   |   |  |   |   |  |  |   |   |  |   |   |   |   |  |   |   |  |  |          |  |   |   |   |  |                                    |                                    |  |                                    |                                    |   |                                    |                                    |   |                                    |  |   |   |  |   |   |  |  |   |   |  |                             |   |  |                           |             |   |  |  |  |                                    |   |  |  |  |  |  |
| <div><div>7a</div><div>Total unrelated business revenue from Part VIII, column (C), line 12</div></div>              | <div><div>7a</div><div></div></div>   |   |   |   |  |  |  |  |   |   |   |  |  |   |   |   |   |   |  |   |   |  |  |   |   |  |   |   |   |   |  |   |   |  |  |          |  |   |   |   |  |                                    |                                    |  |                                    |                                    |   |                                    |                                    |   |                                    |  |   |   |  |   |   |  |  |   |   |  |                             |   |  |                           |             |   |  |  |  |                                    |   |  |  |  |  |  |
| <div><div>b</div><div>Net unrelated business taxable income from Form 990-T, line 34</div></div>                     | <div><div>7b</div><div></div></div>   |   |   |   |  |  |  |  |   |   |   |  |  |   |   |   |   |   |  |   |   |  |  |   |   |  |   |   |   |   |  |   |   |  |  |          |  |   |   |   |  |                                    |                                    |  |                                    |                                    |   |                                    |                                    |   |                                    |  |   |   |  |   |   |  |  |   |   |  |                             |   |  |                           |             |   |  |  |  |                                    |   |  |  |  |  |  |
|  |   |   |   |   |  |  |  |  |   |   |   |  |  |   |   |   |   |   |  |   |   |  |  |   |   |  |   |   |   |   |  |   |   |  |  |          |  |   |   |   |  |                                    |                                    |  |                                    |                                    |   |                                    |                                    |   |                                    |  |   |   |  |   |   |  |  |   |   |  |                             |   |  |                           |             |   |  |  |  |                                    |   |  |  |  |  |  |
| Revenue  | <table><tr><th></th><th>Prior Year</th><th>Current Year</th></tr><tr><td><div><div>8</div><div>Contributions and grants (Part VIII, line 1h)</div></div></td><td><div><div></div><div>7,335</div></div></td><td><div><div></div><div>98,599</div></div></td></tr><tr><td><div><div>9</div><div>Program service revenue (Part VIII, line 2g)</div></div></td><td><div><div></div><div>48,633</div></div></td><td><div><div></div><div>54,397</div></div></td></tr><tr><td><div><div>10</div><div>Investment income (Part VIII, column (A), lines 3, 4, and 7d)</div></div></td><td><div><div></div><div>20,353</div></div></td><td><div><div></div><div>24,512</div></div></td></tr><tr><td><div><div>11</div><div>Other revenue (Part VIII, column (A), lines 5, 6d, 8c, 9c, 10c, and 11e)</div></div></td><td><div><div></div><div>20,680</div></div></td><td><div><div></div><div>6,396</div></div></td></tr><tr><td><div><div>12</div><div>Total revenue—add lines 8 through 11 (must equal Part VIII, column (A), line 12)</div></div></td><td><div><div></div><div>97,001</div></div></td><td><div><div></div><div>183,904</div></div></td></tr></table>   |   | Prior Year                              | Current Year  | <div><div>8</div><div>Contributions and grants (Part VIII, line 1h)</div></div>                  | <div><div></div><div>7,335</div></div>   | <div><div></div><div>98,599</div></div>  | <div><div>9</div><div>Program service revenue (Part VIII, line 2g)</div></div>                                       | <div><div></div><div>48,633</div></div> | <div><div></div><div>54,397</div></div>   | <div><div>10</div><div>Investment income (Part VIII, column (A), lines 3, 4, and 7d)</div></div>  | <div><div></div><div>20,353</div></div>  | <div><div></div><div>24,512</div></div>  | <div><div>11</div><div>Other revenue (Part VIII, column (A), lines 5, 6d, 8c, 9c, 10c, and 11e)</div></div> | <div><div></div><div>20,680</div></div> | <div><div></div><div>6,396</div></div>  | <div><div>12</div><div>Total revenue—add lines 8 through 11 (must equal Part VIII, column (A), line 12)</div></div> | <div><div></div><div>97,001</div></div> | <div><div></div><div>183,904</div></div> |   |   |  |  |   |   |  |   |   |   |   |  |   |   |  |  |          |  |   |   |   |  |                                    |                                    |  |                                    |                                    |   |                                    |                                    |   |                                    |  |   |   |  |   |   |  |  |   |   |  |                             |   |  |                           |             |   |  |  |  |                                    |   |  |  |  |  |  |
|  | Prior Year  | Current Year  |   |   |  |  |  |  |   |   |   |  |  |   |   |   |   |   |  |   |   |  |  |   |   |  |   |   |   |   |  |   |   |  |  |          |  |   |   |   |  |                                    |                                    |  |                                    |                                    |   |                                    |                                    |   |                                    |  |   |   |  |   |   |  |  |   |   |  |                             |   |  |                           |             |   |  |  |  |                                    |   |  |  |  |  |  |
| <div><div>8</div><div>Contributions and grants (Part VIII, line 1h)</div></div>                                      | <div><div></div><div>7,335</div></div>  | <div><div></div><div>98,599</div></div>   |   |   |  |  |  |  |   |   |   |  |  |   |   |   |   |   |  |   |   |  |  |   |   |  |   |   |   |   |  |   |   |  |  |          |  |   |   |   |  |                                    |                                    |  |                                    |                                    |   |                                    |                                    |   |                                    |  |   |   |  |   |   |  |  |   |   |  |                             |   |  |                           |             |   |  |  |  |                                    |   |  |  |  |  |  |
| <div><div>9</div><div>Program service revenue (Part VIII, line 2g)</div></div>                                       | <div><div></div><div>48,633</div></div>   | <div><div></div><div>54,397</div></div>   |   |   |  |  |  |  |   |   |   |  |  |   |   |   |   |   |  |   |   |  |  |   |   |  |   |   |   |   |  |   |   |  |  |          |  |   |   |   |  |                                    |                                    |  |                                    |                                    |   |                                    |                                    |   |                                    |  |   |   |  |   |   |  |  |   |   |  |                             |   |  |                           |             |   |  |  |  |                                    |   |  |  |  |  |  |
| <div><div>10</div><div>Investment income (Part VIII, column (A), lines 3, 4, and 7d)</div></div>                     | <div><div></div><div>20,353</div></div>   | <div><div></div><div>24,512</div></div>   |   |   |  |  |  |  |   |   |   |  |  |   |   |   |   |   |  |   |   |  |  |   |   |  |   |   |   |   |  |   |   |  |  |          |  |   |   |   |  |                                    |                                    |  |                                    |                                    |   |                                    |                                    |   |                                    |  |   |   |  |   |   |  |  |   |   |  |                             |   |  |                           |             |   |  |  |  |                                    |   |  |  |  |  |  |
| <div><div>11</div><div>Other revenue (Part VIII, column (A), lines 5, 6d, 8c, 9c, 10c, and 11e)</div></div>          | <div><div></div><div>20,680</div></div>   | <div><div></div><div>6,396</div></div>  |   |   |  |  |  |  |   |   |   |  |  |   |   |   |   |   |  |   |   |  |  |   |   |  |   |   |   |   |  |   |   |  |  |          |  |   |   |   |  |                                    |                                    |  |                                    |                                    |   |                                    |                                    |   |                                    |  |   |   |  |   |   |  |  |   |   |  |                             |   |  |                           |             |   |  |  |  |                                    |   |  |  |  |  |  |
| <div><div>12</div><div>Total revenue—add lines 8 through 11 (must equal Part VIII, column (A), line 12)</div></div>  | <div><div></div><div>97,001</div></div>   | <div><div></div><div>183,904</div></div>  |   |   |  |  |  |  |   |   |   |  |  |   |   |   |   |   |  |   |   |  |  |   |   |  |   |   |   |   |  |   |   |  |  |          |  |   |   |   |  |                                    |                                    |  |                                    |                                    |   |                                    |                                    |   |                                    |  |   |   |  |   |   |  |  |   |   |  |                             |   |  |                           |             |   |  |  |  |                                    |   |  |  |  |  |  |
|  |   |   |   |   |  |  |  |  |   |   |   |  |  |   |   |   |   |   |  |   |   |  |  |   |   |  |   |   |   |   |  |   |   |  |  |          |  |   |   |   |  |                                    |                                    |  |                                    |                                    |   |                                    |                                    |   |                                    |  |   |   |  |   |   |  |  |   |   |  |                             |   |  |                           |             |   |  |  |  |                                    |   |  |  |  |  |  |
| Expenses   | <table><tr><td><div><div>13</div><div>Grants and similar amounts paid (Part IX, column (A), lines 1–3)</div></div></td><td><div><div></div><div>15,357</div></div></td><td><div><div></div><div>12,255</div></div></td></tr><tr><td><div><div>14</div><div>Benefits paid to or for members (Part IX, column (A), line 4)</div></div></td><td><div><div></div><div>0</div></div></td><td><div><div></div><div>0</div></div></td></tr><tr><td><div><div>15</div><div>Salaries, other compensation, employee benefits (Part IX, column (A), lines 5–10)</div></div></td><td><div><div></div><div>0</div></div></td><td><div><div></div><div>0</div></div></td></tr><tr><td><div><div>16a</div><div>Professional fundraising fees (Part IX, column (A), line 11e)</div></div></td><td><div><div></div><div>0</div></div></td><td><div><div></div><div>0</div></div></td></tr><tr><td><div><div>b</div><div>Total fundraising expenses (Part IX, column (D), line 25)</div></div></td><td><div><div></div><div>0</div></div></td><td></td></tr><tr><td><div><div>17</div><div>Other expenses (Part IX, column (A), lines 11a–11d, 11f–24e)</div></div></td><td><div><div></div><div>51,976</div></div></td><td><div><div></div><div>131,002</div></div></td></tr><tr><td><div><div>18</div><div>Total expenses Add lines 13–17 (must equal Part IX, column (A), line 25)</div></div></td><td><div><div></div><div>67,333</div></div></td><td><div><div></div><div>143,257</div></div></td></tr><tr><td><div><div>19</div><div>Revenue less expenses Subtract line 18 from line 12</div></div></td><td><div><div></div><div>29,668</div></div></td><td><div><div></div><div>40,647</div></div></td></tr></table>  | <div><div>13</div><div>Grants and similar amounts paid (Part IX, column (A), lines 1–3)</div></div> | <div><div></div><div>15,357</div></div> | <div><div></div><div>12,255</div></div>   | <div><div>14</div><div>Benefits paid to or for members (Part IX, column (A), line 4)</div></div> | <div><div></div><div>0</div></div>   | <div><div></div><div>0</div></div>       | <div><div>15</div><div>Salaries, other compensation, employee benefits (Part IX, column (A), lines 5–10)</div></div> | <div><div></div><div>0</div></div>      | <div><div></div><div>0</div></div>  | <div><div>16a</div><div>Professional fundraising fees (Part IX, column (A), line 11e)</div></div> | <div><div></div><div>0</div></div>   | <div><div></div><div>0</div></div>       | <div><div>b</div><div>Total fundraising expenses (Part IX, column (D), line 25)</div></div>                 | <div><div></div><div>0</div></div>      |   | <div><div>17</div><div>Other expenses (Part IX, column (A), lines 11a–11d, 11f–24e)</div></div>                     | <div><div></div><div>51,976</div></div> | <div><div></div><div>131,002</div></div> | <div><div>18</div><div>Total expenses Add lines 13–17 (must equal Part IX, column (A), line 25)</div></div> | <div><div></div><div>67,333</div></div> | <div><div></div><div>143,257</div></div> | <div><div>19</div><div>Revenue less expenses Subtract line 18 from line 12</div></div> | <div><div></div><div>29,668</div></div> | <div><div></div><div>40,647</div></div> |  |   |   |   |   |  |   |   |  |  |          |  |   |   |   |  |                                    |                                    |  |                                    |                                    |   |                                    |                                    |   |                                    |  |   |   |  |   |   |  |  |   |   |  |                             |   |  |                           |             |   |  |  |  |                                    |   |  |  |  |  |  |
| <div><div>13</div><div>Grants and similar amounts paid (Part IX, column (A), lines 1–3)</div></div>                  | <div><div></div><div>15,357</div></div>   | <div><div></div><div>12,255</div></div>   |   |   |  |  |  |  |   |   |   |  |  |   |   |   |   |   |  |   |   |  |  |   |   |  |   |   |   |   |  |   |   |  |  |          |  |   |   |   |  |                                    |                                    |  |                                    |                                    |   |                                    |                                    |   |                                    |  |   |   |  |   |   |  |  |   |   |  |                             |   |  |                           |             |   |  |  |  |                                    |   |  |  |  |  |  |
| <div><div>14</div><div>Benefits paid to or for members (Part IX, column (A), line 4)</div></div>                     | <div><div></div><div>0</div></div>  | <div><div></div><div>0</div></div>  |   |   |  |  |  |  |   |   |   |  |  |   |   |   |   |   |  |   |   |  |  |   |   |  |   |   |   |   |  |   |   |  |  |          |  |   |   |   |  |                                    |                                    |  |                                    |                                    |   |                                    |                                    |   |                                    |  |   |   |  |   |   |  |  |   |   |  |                             |   |  |                           |             |   |  |  |  |                                    |   |  |  |  |  |  |
| <div><div>15</div><div>Salaries, other compensation, employee benefits (Part IX, column (A), lines 5–10)</div></div> | <div><div></div><div>0</div></div>  | <div><div></div><div>0</div></div>  |   |   |  |  |  |  |   |   |   |  |  |   |   |   |   |   |  |   |   |  |  |   |   |  |   |   |   |   |  |   |   |  |  |          |  |   |   |   |  |                                    |                                    |  |                                    |                                    |   |                                    |                                    |   |                                    |  |   |   |  |   |   |  |  |   |   |  |                             |   |  |                           |             |   |  |  |  |                                    |   |  |  |  |  |  |
| <div><div>16a</div><div>Professional fundraising fees (Part IX, column (A), line 11e)</div></div>                    | <div><div></div><div>0</div></div>  | <div><div></div><div>0</div></div>  |   |   |  |  |  |  |   |   |   |  |  |   |   |   |   |   |  |   |   |  |  |   |   |  |   |   |   |   |  |   |   |  |  |          |  |   |   |   |  |                                    |                                    |  |                                    |                                    |   |                                    |                                    |   |                                    |  |   |   |  |   |   |  |  |   |   |  |                             |   |  |                           |             |   |  |  |  |                                    |   |  |  |  |  |  |
| <div><div>b</div><div>Total fundraising expenses (Part IX, column (D), line 25)</div></div>                          | <div><div></div><div>0</div></div>  |   |   |   |  |  |  |  |   |   |   |  |  |   |   |   |   |   |  |   |   |  |  |   |   |  |   |   |   |   |  |   |   |  |  |          |  |   |   |   |  |                                    |                                    |  |                                    |                                    |   |                                    |                                    |   |                                    |  |   |   |  |   |   |  |  |   |   |  |                             |   |  |                           |             |   |  |  |  |                                    |   |  |  |  |  |  |
| <div><div>17</div><div>Other expenses (Part IX, column (A), lines 11a–11d, 11f–24e)</div></div>                      | <div><div></div><div>51,976</div></div>   | <div><div></div><div>131,002</div></div>  |   |   |  |  |  |  |   |   |   |  |  |   |   |   |   |   |  |   |   |  |  |   |   |  |   |   |   |   |  |   |   |  |  |          |  |   |   |   |  |                                    |                                    |  |                                    |                                    |   |                                    |                                    |   |                                    |  |   |   |  |   |   |  |  |   |   |  |                             |   |  |                           |             |   |  |  |  |                                    |   |  |  |  |  |  |
| <div><div>18</div><div>Total expenses Add lines 13–17 (must equal Part IX, column (A), line 25)</div></div>          | <div><div></div><div>67,333</div></div>   | <div><div></div><div>143,257</div></div>  |   |   |  |  |  |  |   |   |   |  |  |   |   |   |   |   |  |   |   |  |  |   |   |  |   |   |   |   |  |   |   |  |  |          |  |   |   |   |  |                                    |                                    |  |                                    |                                    |   |                                    |                                    |   |                                    |  |   |   |  |   |   |  |  |   |   |  |                             |   |  |                           |             |   |  |  |  |                                    |   |  |  |  |  |  |
| <div><div>19</div><div>Revenue less expenses Subtract line 18 from line 12</div></div>                               | <div><div></div><div>29,668</div></div>   | <div><div></div><div>40,647</div></div>   |   |   |  |  |  |  |   |   |   |  |  |   |   |   |   |   |  |   |   |  |  |   |   |  |   |   |   |   |  |   |   |  |  |          |  |   |   |   |  |                                    |                                    |  |                                    |                                    |   |                                    |                                    |   |                                    |  |   |   |  |   |   |  |  |   |   |  |                             |   |  |                           |             |   |  |  |  |                                    |   |  |  |  |  |  |
|  |   |   |   |   |  |  |  |  |   |   |   |  |  |   |   |   |   |   |  |   |   |  |  |   |   |  |   |   |   |   |  |   |   |  |  |          |  |   |   |   |  |                                    |                                    |  |                                    |                                    |   |                                    |                                    |   |                                    |  |   |   |  |   |   |  |  |   |   |  |                             |   |  |                           |             |   |  |  |  |                                    |   |  |  |  |  |  |
| Net Assets or Fund Balances  | <table><tr><th></th><th>Beginning of Current Year</th><th>End of Year</th></tr><tr><td><div><div>20</div><div>Total assets (Part X, line 16)</div></div></td><td><div><div></div><div>936,125</div></div></td><td><div><div></div><div>954,617</div></div></td></tr><tr><td><div><div>21</div><div>Total liabilities (Part X, line 26)</div></div></td><td><div><div></div><div>0</div></div></td><td><div><div></div><div>31,563</div></div></td></tr><tr><td><div><div>22</div><div>Net assets or fund balances Subtract line 21 from line 20</div></div></td><td><div><div></div><div>936,125</div></div></td><td><div><div></div><div>923,054</div></div></td></tr></table>   |   | Beginning of Current Year               | End of Year   | <div><div>20</div><div>Total assets (Part X, line 16)</div></div>                                | <div><div></div><div>936,125</div></div>   | <div><div></div><div>954,617</div></div> | <div><div>21</div><div>Total liabilities (Part X, line 26)</div></div>   | <div><div></div><div>0</div></div>      | <div><div></div><div>31,563</div></div>   | <div><div>22</div><div>Net assets or fund balances Subtract line 21 from line 20</div></div>      | <div><div></div><div>936,125</div></div>   | <div><div></div><div>923,054</div></div> |   |   |   |   |   |  |   |   |  |  |   |   |  |   |   |   |   |  |   |   |  |  |          |  |   |   |   |  |                                    |                                    |  |                                    |                                    |   |                                    |                                    |   |                                    |  |   |   |  |   |   |  |  |   |   |  |                             |   |  |                           |             |   |  |  |  |                                    |   |  |  |  |  |  |
|  | Beginning of Current Year   | End of Year   |   |   |  |  |  |  |   |   |   |  |  |   |   |   |   |   |  |   |   |  |  |   |   |  |   |   |   |   |  |   |   |  |  |          |  |   |   |   |  |                                    |                                    |  |                                    |                                    |   |                                    |                                    |   |                                    |  |   |   |  |   |   |  |  |   |   |  |                             |   |  |                           |             |   |  |  |  |                                    |   |  |  |  |  |  |
| <div><div>20</div><div>Total assets (Part X, line 16)</div></div>  | <div><div></div><div>936,125</div></div>  | <div><div></div><div>954,617</div></div>  |   |   |  |  |  |  |   |   |   |  |  |   |   |   |   |   |  |   |   |  |  |   |   |  |   |   |   |   |  |   |   |  |  |          |  |   |   |   |  |                                    |                                    |  |                                    |                                    |   |                                    |                                    |   |                                    |  |   |   |  |   |   |  |  |   |   |  |                             |   |  |                           |             |   |  |  |  |                                    |   |  |  |  |  |  |
| <div><div>21</div><div>Total liabilities (Part X, line 26)</div></div>   | <div><div></div><div>0</div></div>  | <div><div></div><div>31,563</div></div>   |   |   |  |  |  |  |   |   |   |  |  |   |   |   |   |   |  |   |   |  |  |   |   |  |   |   |   |   |  |   |   |  |  |          |  |   |   |   |  |                                    |                                    |  |                                    |                                    |   |                                    |                                    |   |                                    |  |   |   |  |   |   |  |  |   |   |  |                             |   |  |                           |             |   |  |  |  |                                    |   |  |  |  |  |  |
| <div><div>22</div><div>Net assets or fund balances Subtract line 21 from line 20</div></div>                         | <div><div></div><div>936,125</div></div>  | <div><div></div><div>923,054</div></div>  |   |   |  |  |  |  |   |   |   |  |  |   |   |   |   |   |  |   |   |  |  |   |   |  |   |   |   |   |  |   |   |  |  |          |  |   |   |   |  |                                    |                                    |  |                                    |                                    |   |                                    |                                    |   |                                    |  |   |   |  |   |   |  |  |   |   |  |                             |   |  |                           |             |   |  |  |  |                                    |   |  |  |  |  |  |
|  |   |   |   |   |  |  |  |  |   |   |   |  |  |   |   |   |   |   |  |   |   |  |  |   |   |  |   |   |   |   |  |   |   |  |  |          |  |   |   |   |  |                                    |                                    |  |                                    |                                    |   |                                    |                                    |   |                                    |  |   |   |  |   |   |  |  |   |   |  |                             |   |  |                           |             |   |  |  |  |                                    |   |  |  |  |  |  |
|  |   |   |   |   |  |  |  |  |   |   |   |  |  |   |   |   |   |   |  |   |   |  |  |   |   |  |   |   |   |   |  |   |   |  |  |          |  |   |   |   |  |                                    |                                    |  |                                    |                                    |   |                                    |                                    |   |                                    |  |   |   |  |   |   |  |  |   |   |  |                             |   |  |                           |             |   |  |  |  |                                    |   |  |  |  |  |  |
|  |   |   |   |   |  |  |  |  |   |   |   |  |  |   |   |   |   |   |  |   |   |  |  |   |   |  |   |   |   |   |  |   |   |  |  |          |  |   |   |   |  |                                    |                                    |  |                                    |                                    |   |                                    |                                    |   |                                    |  |   |   |  |   |   |  |  |   |   |  |                             |   |  |                           |             |   |  |  |  |                                    |   |  |  |  |  |  |

Part II

Signature Block

Under penalties of perjury, I declare that I have examined this return, including accompanying schedules and statements, and to the best of my knowledge and belief, it is true, correct, and complete. Declaration of preparer (other than officer) is based on all information of which preparer has any knowledge.

Sign Here

\*\*\*\*\*

Signature of officer

2012-05-15

Date

CRAIG EVAN KLAFTER TREASURER

Type or print name and title

Paid Preparer's Use Only

Preparer's signature

WILLIAM P HUGHES

Date

Check if self-employed

☐

Preparer's taxpayer identification number (see instructions)

P00053185

Firm's name (or yours if self-employed), address, and ZIP + 4

KAHN HOFFMAN & HOCHMAN LLC

10 ESQUIRE RD

NEW CITY, NY 10956

EIN

27-4406929

Phone no

(845) 634-5300

May the IRS discuss this return with the preparer shown above? (see instructions)

☒ Yes ☐ No

For Paperwork Reduction Act Notice, see the separate instructions.

Cat No 11282Y

Form 990 (2011)

Part III

Statement of Program Service Accomplishments

Check if Schedule O contains a response to any question in this Part III

1

Briefly describe the organization's mission

THE AMERICAN SOCIETY FOR LEGAL HISTORY ("ASLH") IS A LEARNED SOCIETY DEDICATED TO FOSTERING SCHOLARSHIP, TEACHING, AND STUDY CONCERNING THE LAW AND INSTITUTIONS OF ALL LEGAL SYSTEMS, BOTH ANGLO-AMERICAN AND THOSE THAT DO NOT OPERATE IN THE ANGLO-AMERICAN TRADITION

2

Did the organization undertake any significant program services during the year which were not listed on the prior Form 990 or 990-EZ?

Yes

No

If "Yes," describe these new services on Schedule O

3

Did the organization cease conducting, or make significant changes in how it conducts, any program services?

Yes

No

If "Yes," describe these changes on Schedule O

4

Describe the organization's program service accomplishments for each of its three largest program services, as measured by expenses. Section 501(c)(3) and 501(c)(4) organizations and section 4947(a)(1) trusts are required to report the amount of grants and allocations to others, the total expenses, and revenue, if any, for each program service reported

4a

(Code ) (Expenses \$ 101,215 including grants of \$ ) (Revenue \$ 54,397 )

THE ASLH HELD AN ANNUAL CONFERENCE TO PROMOTE SCHOLARSHIP AND INTERACTION AMONG TRACHERS, PRACTICIONERS, AND STUDENTS INTERESTED IN LEGAL HISTORY HELD IN ATLANTA DURING WHICH PAPERS WERE PRESENTED AND DISCUSSED AND A PLENARY LECTURE MORE THAN 300 LEGAL HISTORIANS ATTENDED DEOM AROUND THE WORLD

4b

(Code ) (Expenses \$ 10,664 including grants of \$ ) (Revenue \$ 0 )

THE ASLH AWARDS PRIZES FOR BOOKS, ARTICLES, AND DISERTATIONS ON LEGAL HISTORY

4c

(Code ) (Expenses \$ including grants of \$ ) (Revenue \$ 30,908 )

OTHER REVENUES, INCLUCING THAT FROM INVESTMENTS, RECEIVED AND USED FOR THE FURTHERANCE OF THE ASLH'S MISSION

4d

Other program services (Describe in Schedule O )

(Expenses \$ including grants of \$ ) (Revenue \$ )

4e















Total program service expenses

\$ 111,879

Form 990 (2011)

Part IV

Checklist of Required Schedules

|     |  | Yes | No  |
|-----|--|-----|-----|
| 1   | Is the organization described in section 501(c)(3) or 4947(a)(1) (other than a private foundation)? <i>If "Yes," complete Schedule A.</i>   | 1   | Yes |
| 2   | Is the organization required to complete <i>Schedule B, Schedule of Contributors</i> (see instructions)? . . .   | 2   | No  |
| 3   | Did the organization engage in direct or indirect political campaign activities on behalf of or in opposition to candidates for public office? <i>If "Yes," complete Schedule C, Part I.</i> . . .   | 3   | No  |
| 4   | <b>Section 501(c)(3) organizations.</b> Did the organization engage in lobbying activities, or have a section 501(h) election in effect during the tax year? <i>If "Yes," complete Schedule C, Part II.</i> . . .  | 4   | No  |
| 5   | Is the organization a section 501(c)(4), 501(c)(5), or 501(c)(6) organization that receives membership dues, assessments, or similar amounts as defined in Revenue Procedure 98-19? <i>If "Yes," complete Schedule C, Part III.</i> . . .  | 5   | No  |
| 6   | Did the organization maintain any donor advised funds or any similar funds or accounts for which donors have the right to provide advice on the distribution or investment of amounts in such funds or accounts? <i>If "Yes," complete Schedule D, Part I.</i>  | 6   | No  |
| 7   | Did the organization receive or hold a conservation easement, including easements to preserve open space, the environment, historic land areas or historic structures? <i>If "Yes," complete Schedule D, Part II.</i>   | 7   | No  |
| 8   | Did the organization maintain collections of works of art, historical treasures, or other similar assets? <i>If "Yes," complete Schedule D, Part III.</i>   | 8   | No  |
| 9   | Did the organization report an amount in Part X, line 21, serve as a custodian for amounts not listed in Part X, or provide credit counseling, debt management, credit repair, or debt negotiation services? <i>If "Yes," complete Schedule D, Part IV.</i>     | 9   | No  |
| 10  | Did the organization, directly or through a related organization, hold assets in temporarily restricted endowments, permanent endowments, or quasi-endowments? <i>If "Yes," complete Schedule D, Part V.</i>    | 10  | No  |
| 11  | If the organization's answer to any of the following questions is 'Yes,' then complete Schedule D, Parts VI, VII, VIII, IX, or X as applicable   |     |     |
| a   | Did the organization report an amount for land, buildings, and equipment in Part X, line 10? <i>If "Yes," complete Schedule D, Part VI.</i>   | 11a | No  |
| b   | Did the organization report an amount for investments—other securities in Part X, line 12 that is 5% or more of its total assets reported in Part X, line 16? <i>If "Yes," complete Schedule D, Part VII.</i>   | 11b | Yes |
| c   | Did the organization report an amount for investments—program related in Part X, line 13 that is 5% or more of its total assets reported in Part X, line 16? <i>If "Yes," complete Schedule D, Part VIII.</i>    | 11c | No  |
| d   | Did the organization report an amount for other assets in Part X, line 15 that is 5% or more of its total assets reported in Part X, line 16? <i>If "Yes," complete Schedule D, Part IX.</i>    | 11d | No  |
| e   | Did the organization report an amount for other liabilities in Part X, line 25? <i>If "Yes," complete Schedule D, Part X.</i>   | 11e | No  |
| f   | Did the organization's separate or consolidated financial statements for the tax year include a footnote that addresses the organization's liability for uncertain tax positions under FIN 48 (ASC 740)? <i>If "Yes," complete Schedule D, Part X.</i>        | 11f | No  |
| 12a | Did the organization obtain separate, independent audited financial statements for the tax year? <i>If "Yes," complete Schedule D, Parts XI, XII, and XIII.</i>   | 12a | Yes |
| b   | Was the organization included in consolidated, independent audited financial statements for the tax year? <i>If "Yes," and if the organization answered 'No' to line 12a, then completing Schedule D, Parts XI, XII, and XIII is optional.</i>                 | 12b | No  |
| 13  | Is the organization a school described in section 170(b)(1)(A)(ii)? <i>If "Yes," complete Schedule E.</i>  | 13  | No  |
| 14a | Did the organization maintain an office, employees, or agents outside of the United States? . . .  | 14a | No  |
| b   | Did the organization have aggregate revenues or expenses of more than \$10,000 from grantmaking, fundraising, business, investment, and program service activities outside the United States, or aggregate foreign investments valued at \$100,000 or more? <i>If "Yes," complete Schedule F, Part I.</i> . . .                                  | 14b | No  |
| 15  | Did the organization report on Part IX, column (A), line 3, more than \$5,000 of grants or assistance to any organization or entity located outside the U S ? <i>If "Yes," complete Schedule F, Part II and IV.</i> . . .  | 15  | No  |
| 16  | Did the organization report on Part IX, column (A), line 3, more than \$5,000 of aggregate grants or assistance to individuals located outside the U S ? <i>If "Yes," complete Schedule F, Part III and IV.</i> . . .  | 16  | No  |
| 17  | Did the organization report a total of more than \$15,000, of expenses for professional fundraising services on Part IX, column (A), lines 6 and 11e? <i>If "Yes," complete Schedule G, Part I.</i>  | 17  | No  |
| 18  | Did the organization report more than \$15,000 total of fundraising event gross income and contributions on Part VIII, lines 1c and 8a? <i>If "Yes," complete Schedule G, Part II.</i> . . .   | 18  | No  |
| 19  | Did the organization report more than \$15,000 of gross income from gaming activities on Part VIII, line 9a? <i>If "Yes," complete Schedule G, Part III.</i> . . .   | 19  | No  |
| 20a | Did the organization operate one or more hospitals? <i>If "Yes," complete Schedule H.</i> . . .  | 20a | No  |
| b   | If "Yes" to line 20a, did the organization attach its audited financial statement to this return? <b>Note.</b> All Form 990 filers that operated one or more hospitals must attach audited financial statements . . .  | 20b |     |

Part IV

Checklist of Required Schedules (continued)

|     |  |     |     |    |
|-----|--|-----|-----|----|
| 21  | Did the organization report more than \$5,000 of grants and other assistance to governments and organizations in the United States on Part IX, column (A), line 1? <i>If "Yes," complete Schedule I, Parts I and II</i> . . . . .  | 21  |     | No |
| 22  | Did the organization report more than \$5,000 of grants and other assistance to individuals in the United States on Part IX, column (A), line 2? <i>If "Yes," complete Schedule I, Parts I and III</i> . . . . .   | 22  | Yes |    |
| 23  | Did the organization answer "Yes" to Part VII, Section A, questions 3, 4, or 5, about compensation of the organization's current and former officers, directors, trustees, key employees, and highest compensated employees? <i>If "Yes," complete Schedule J</i> . . . . .                | 23  |     | No |
| 24a | Did the organization have a tax-exempt bond issue with an outstanding principal amount of more than \$100,000 as of the last day of the year, that was issued after December 31, 2002? <i>If "Yes," answer questions 24b–24d and complete Schedule K. If "No," go to line 25</i> . . . . . | 24a |     | No |
| b   | Did the organization invest any proceeds of tax-exempt bonds beyond a temporary period exception? . . . .  | 24b |     |    |
| c   | Did the organization maintain an escrow account other than a refunding escrow at any time during the year to defease any tax-exempt bonds? . . . . .   | 24c |     |    |
| d   | Did the organization act as an "on behalf of" issuer for bonds outstanding at any time during the year? . . . .  | 24d |     |    |
| 25a | <b>Section 501(c)(3) and 501(c)(4) organizations.</b> Did the organization engage in an excess benefit transaction with a disqualified person during the year? <i>If "Yes," complete Schedule L, Part I</i> . . . . .  | 25a |     | No |
| b   | Is the organization aware that it engaged in an excess benefit transaction with a disqualified person in a prior year, and that the transaction has not been reported on any of the organization's prior Forms 990 or 990-EZ? <i>If "Yes," complete Schedule L, Part I</i> . . . . .       | 25b |     | No |
| 26  | Was a loan to or by a current or former officer, director, trustee, key employee, highly compensated employee, or disqualified person outstanding as of the end of the organization's tax year? <i>If "Yes," complete Schedule L, Part II</i> . . . . .                                    | 26  |     | No |
| 27  | Did the organization provide a grant or other assistance to an officer, director, trustee, key employee, substantial contributor, or a grant selection committee member, or to a person related to such an individual? <i>If "Yes," complete Schedule L, Part III</i> . . . . .            | 27  |     | No |
| 28  | Was the organization a party to a business transaction with one of the following parties? (see Schedule L, Part IV instructions for applicable filing thresholds, conditions, and exceptions)  |     |     |    |
| a   | A current or former officer, director, trustee, or key employee? <i>If "Yes," complete Schedule L, Part IV</i> . . . . .   | 28a |     | No |
| b   | A family member of a current or former officer, director, trustee, or key employee? <i>If "Yes," complete Schedule L, Part IV</i> . . . . .  | 28b |     | No |
| c   | An entity of which a current or former officer, director, trustee, or key employee (or a family member thereof) was an officer, director, trustee, or owner? <i>If "Yes," complete Schedule L, Part IV</i> . . . . .   | 28c |     | No |
| 29  | Did the organization receive more than \$25,000 in non-cash contributions? <i>If "Yes," complete Schedule M</i>  | 29  |     | No |
| 30  | Did the organization receive contributions of art, historical treasures, or other similar assets, or qualified conservation contributions? <i>If "Yes," complete Schedule M</i> . . . . .  | 30  |     | No |
| 31  | Did the organization liquidate, terminate, or dissolve and cease operations? <i>If "Yes," complete Schedule N, Part I</i> . . . . .  | 31  |     | No |
| 32  | Did the organization sell, exchange, dispose of, or transfer more than 25% of its net assets? <i>If "Yes," complete Schedule N, Part II</i> . . . . .  | 32  |     | No |
| 33  | Did the organization own 100% of an entity disregarded as separate from the organization under Regulations sections 301.7701-2 and 301.7701-3? <i>If "Yes," complete Schedule R, Part I</i> . . . . .  | 33  |     | No |
| 34  | Was the organization related to any tax-exempt or taxable entity? <i>If "Yes," complete Schedule R, Parts II, III, IV, and V, line 1</i> . . . . .   | 34  |     | No |
| 35a | Is any related organization a controlled entity of the filing organization within the meaning of section 512(b)(13)?   | 35a |     | No |
| b   | Did the organization receive any payment from or engage in any transaction with a controlled entity within the meaning of section 512(b)(13)? <i>If "Yes," complete Schedule R, Part V, line 2</i> . . . . .   | 35b |     | No |
| 36  | <b>Section 501(c)(3) organizations.</b> Did the organization make any transfers to an exempt non-charitable related organization? <i>If "Yes," complete Schedule R, Part V, line 2</i> . . . . .   | 36  |     | No |
| 37  | Did the organization conduct more than 5% of its activities through an entity that is not a related organization and that is treated as a partnership for federal income tax purposes? <i>If "Yes," complete Schedule R, Part VI</i>   | 37  |     | No |
| 38  | Did the organization complete Schedule O and provide explanations in Schedule O for Part VI, lines 11 and 19? <b>Note.</b> All Form 990 filers are required to complete Schedule O . . . . .   | 38  | Yes |    |

| Part V Statements Regarding Other IRS Filings and Tax Compliance                                |   |     | Yes | No |
|---|---|-----|-----|----|
| Check if Schedule O contains a response to any question in this Part V <input type="checkbox"/> |   |     |     |    |
| 1a  | Enter the number reported in Box 3 of Form 1096. Enter -0- if not applicable.<br>.  | 1a0 | 1c  |    |
| b   | Enter the number of Forms W-2G included in line 1a. Enter -0- if not applicable.  | 1b0 |     |    |
| c   | Did the organization comply with backup withholding rules for reportable payments to vendors and reportable gaming (gambling) winnings to prize winners?  |     |     |    |
| 2a  | Enter the number of employees reported on Form W-3, Transmittal of Wage and Tax Statements filed for the calendar year ending with or within the year covered by this return.<br>.  | 2a0 | 2b  |    |
| b   | If at least one is reported on line 2a, did the organization file all required federal employment tax returns?<br><br>Note. If the sum of lines 1a and 2a is greater than 250, you may be required to e-file (see instructions).  |     |     |    |
| 3a  | Did the organization have unrelated business gross income of \$1,000 or more during the year?<br>.  | 3a  |     |    |
| b   | If "Yes," has it filed a Form 990-T for this year? If "No," provide an explanation in Schedule O.<br>.  | 3b  |     |    |
| 4a  | At any time during the calendar year, did the organization have an interest in, or a signature or other authority over, a financial account in a foreign country (such as a bank account or securities account)?<br>.   | 4a  |     | No |
| b   | If "Yes," enter the name of the foreign country: _____<br>See instructions for filing requirements for Form TD F 90-22.1, Report of Foreign Bank and Financial Accounts.  |     |     |    |
| 5a  | Was the organization a party to a prohibited tax shelter transaction at any time during the tax year?<br>.  | 5a  |     | No |
| b   | Did any taxable party notify the organization that it was or is a party to a prohibited tax shelter transaction?  | 5b  |     | No |
| c   | If "Yes" to line 5a or 5b, did the organization file Form 8886-T?<br>.  | 5c  |     |    |
| 6a  | Does the organization have annual gross receipts that are normally greater than \$100,000, and did the organization solicit any contributions that were not tax deductible?<br>.  | 6a  |     | No |
| b   | If "Yes," did the organization include with every solicitation an express statement that such contributions or gifts were not tax deductible?<br>.  | 6b  |     |    |
| 7   | Organizations that may receive deductible contributions under section 170(c).   |     |     |    |
| a   | Did the organization receive a payment in excess of \$75 made partly as a contribution and partly for goods and services provided to the payor?<br>.  | 7a  | Yes |    |
| b   | If "Yes," did the organization notify the donor of the value of the goods or services provided?<br>.  | 7b  | Yes |    |
| c   | Did the organization sell, exchange, or otherwise dispose of tangible personal property for which it was required to file Form 8282?<br>.   | 7c  |     | No |
| d   | If "Yes," indicate the number of Forms 8282 filed during the year.<br>.   | 7d  |     |    |
| e   | Did the organization receive any funds, directly or indirectly, to pay premiums on a personal benefit contract?<br>.  | 7e  |     | No |
| f   | Did the organization, during the year, pay premiums, directly or indirectly, on a personal benefit contract?<br>.   | 7f  |     | No |
| g   | If the organization received a contribution of qualified intellectual property, did the organization file Form 8899 as required?<br>.   | 7g  |     |    |
| h   | If the organization received a contribution of cars, boats, airplanes, or other vehicles, did the organization file a Form 1098-C?<br>.   | 7h  |     |    |
| 8   | Sponsoring organizations maintaining donor advised funds and section 509(a)(3) supporting organizations. Did the supporting organization, or a donor advised fund maintained by a sponsoring organization, have excess business holdings at any time during the year?<br>.  | 8   |     |    |
| 9   | Sponsoring organizations maintaining donor advised funds.   |     |     |    |
| a   | Did the organization make any taxable distributions under section 4966?<br>.  | 9a  |     |    |
| b   | Did the organization make a distribution to a donor, donor advisor, or related person?<br>.   | 9b  |     |    |
| 10  | Section 501(c)(7) organizations. Enter  |     |     |    |
| a   | Initiation fees and capital contributions included on Part VIII, line 12.<br>.  | 10a |     |    |
| b   | Gross receipts, included on Form 990, Part VIII, line 12, for public use of club facilities.  | 10b |     |    |
| 11  | Section 501(c)(12) organizations. Enter   |     |     |    |
| a   | Gross income from members or shareholders.<br>.   | 11a |     |    |
| b   | Gross income from other sources (Do not net amounts due or paid to other sources against amounts due or received from them).<br>.   | 11b |     |    |
| 12a   | Section 4947(a)(1) non-exempt charitable trusts. Is the organization filing Form 990 in lieu of Form 1041?<br>.   | 12a |     |    |
| b   | If "Yes," enter the amount of tax-exempt interest received or accrued during the year.<br>.   | 12b |     |    |
| 13  | Section 501(c)(29) qualified nonprofit health insurance issuers.  |     |     |    |
| a   | Is the organization licensed to issue qualified health plans in more than one state?<br>Note. All 501(c)(29) organizations must list in Schedule O each state in which they are licensed to issue qualified health plans, the amount of reserves required by each state, and the amount of reserves the organization allocated to each state. | 13a |     |    |
| b   | Enter the aggregate amount of reserves the organization is required to maintain by the states in which the organization is licensed to issue qualified health plans.<br>.   | 13b |     |    |
| c   | Enter the aggregate amount of reserves on hand.<br>.  | 13c |     |    |
| 14a   | Did the organization receive any payments for indoor tanning services during the tax year?<br>.   | 14a |     | No |
| b   | If "Yes," has it filed a Form 720 to report these payments? If "No," provide an explanation in Schedule O.<br>.   | 14b |     |    |

Part VI

**Governance, Management, and Disclosure** For each "Yes" response to lines 2 through 7b below, and for a "No" response to lines 8a, 8b, or 10b below, describe the circumstances, processes, or changes in Schedule O. See instructions.  
Check if Schedule O contains a response to any question in this Part VI ☒

Section A. Governing Body and Management

|    |   |     |     |
|----|---|-----|-----|
|    |   | Yes | No  |
| 1a | Enter the number of voting members of the governing body at the end of the tax year . . . . .   |     |     |
| 1a | 19  |     |     |
| b  | Enter the number of voting members included in line 1a, above, who are independent . . . . .  | 1b  | 14  |
| 2  | Did any officer, director, trustee, or key employee have a family relationship or a business relationship with any other officer, director, trustee, or key employee? . . . . .   | 2   | No  |
| 3  | Did the organization delegate control over management duties customarily performed by or under the direct supervision of officers, directors or trustees, or key employees to a management company or other person? . . . . . | 3   | No  |
| 4  | Did the organization make any significant changes to its governing documents since the prior Form 990 was filed?  | 4   | No  |
| 5  | Did the organization become aware during the year of a significant diversion of the organization's assets? . . . . .  | 5   | No  |
| 6  | Did the organization have members or stockholders? . . . . .  | 6   | Yes |
| 7a | Did the organization have members, stockholders, or other persons who had the power to elect or appoint one or more members of the governing body? . . . . .  | 7a  | Yes |
| b  | Are any governance decisions of the organization reserved to (or subject to approval by) members, stockholders, or persons other than the governing body? . . . . .   | 7b  | No  |
| 8  | Did the organization contemporaneously document the meetings held or written actions undertaken during the year by the following  |     |     |
| a  | The governing body? . . . . .   | 8a  | Yes |
| b  | Each committee with authority to act on behalf of the governing body? . . . . .   | 8b  | Yes |
| 9  | Is there any officer, director, trustee, or key employee listed in Part VII, Section A, who cannot be reached at the organization's mailing address? If "Yes," provide the names and addresses in Schedule O . . . . .        | 9   | No  |

Section B. Policies (This Section B requests information about policies not required by the Internal Revenue Code.)

|     |  |     |    |
|-----|--|-----|----|
|     |  | Yes | No |
| 10a | Did the organization have local chapters, branches, or affiliates? . . . . .   | 10a | No |
| b   | If "Yes," did the organization have written policies and procedures governing the activities of such chapters, affiliates, and branches to ensure their operations are consistent with the organization's exempt purposes? . . . . .   | 10b |    |
| 11a | Has the organization provided a complete copy of this Form 990 to all members of its governing body before filing the form?  | 11a | No |
| b   | Describe in Schedule O the process, if any, used by the organization to review the Form 990 . . . . .  |     |    |
| 12a | Did the organization have a written conflict of interest policy? If "No," go to line 13 . . . . .  | 12a | No |
| b   | Were officers, directors or trustees, and key employees required to disclose annually interests that could give rise to conflicts? . . . . .   | 12b |    |
| c   | Did the organization regularly and consistently monitor and enforce compliance with the policy? If "Yes," describe in Schedule O how this was done . . . . .   | 12c |    |
| 13  | Did the organization have a written whistleblower policy? . . . . .  | 13  | No |
| 14  | Did the organization have a written document retention and destruction policy? . . . . .   | 14  | No |
| 15  | Did the process for determining compensation of the following persons include a review and approval by independent persons, comparability data, and contemporaneous substantiation of the deliberation and decision?   |     |    |
| a   | The organization's CEO, Executive Director, or top management official . . . . .   | 15a | No |
| b   | Other officers or key employees of the organization . . . . .  | 15b | No |
|     | If "Yes," to line 15a or 15b, describe the process in Schedule O (see instructions)  |     |    |
| 16a | Did the organization invest in, contribute assets to, or participate in a joint venture or similar arrangement with a taxable entity during the year? . . . . .  | 16a | No |
| b   | If "Yes," did the organization follow a written policy or procedure requiring the organization to evaluate its participation in joint venture arrangements under applicable federal tax law, and take steps to safeguard the organization's exempt status with respect to such arrangements? . . . . . | 16b |    |

Section C. Disclosure

|    |   |
|----|---|
| 17 | List the States with which a copy of this Form 990 is required to be filed ▶  |
| 18 | Section 6104 requires an organization to make its Form 1023 (or 1024 if applicable), 990, and 990-T (501(c)(3)s only) available for public inspection. Indicate how you made these available. Check all that apply.<br><input checked="" type="checkbox"/> Own website <input checked="" type="checkbox"/> Another's website <input checked="" type="checkbox"/> Upon request |
| 19 | Describe in Schedule O whether (and if so, how), the organization made its governing documents, conflict of interest policy, and financial statements available to the public. See Additional Data Table.   |
| 20 | State the name, physical address, and telephone number of the person who possesses the books and records of the organization ▶<br>CRAIG KLAFTER<br>1545 MASSACHUSETTS AVENUE AREEDA<br>CAMBRIDGE, MA 02138<br>(617) 496-2028  |

Part VII

Compensation of Officers, Directors, Trustees, Key Employees, Highest Compensated Employees, and Independent Contractors

Check if Schedule O contains a response to any question in this Part VII

Section A. Officers, Directors, Trustees, Key Employees, and Highest Compensated Employees

1a Complete this table for all persons required to be listed Report compensation for the calendar year ending with or within the organization’s tax year

- List all of the organization’s **current** officers, directors, trustees (whether individuals or organizations), regardless of amount of compensation, and **current** key employees Enter -0- in columns (D), (E), and (F) if no compensation was paid
- List all of the organization’s **current** key employees, if any See instructions for definition of “key employee ”
- List the organization’s five **current** highest compensated employees (other than an officer, director, trustee or key employee) who received reportable compensation (Box 5 of Form W-2 and/or Box 7 of Form 1099-MISC) of more than \$100,000 from the organization and any related organizations
- List all of the organization’s **former** officers, key employees, or highest compensated employees who received more than \$100,000 of reportable compensation from the organization and any related organizations
- List all of the organization’s **former directors or trustees** that received, in the capacity as a former director or trustee of the organization, more than \$10,000 of reportable compensation from the organization and any related organizations

List persons in the following order individual trustees or directors, institutional trustees, officers, key employees, highest compensated employees, and former such persons

☒ Check this box if neither the organization nor any related organizations compensated any current or former officer, director, or trustee

| (A)<br>Name and Title                              | (B)<br>Average hours per week (describe hours for related organizations in Schedule O) | (C)<br>Position (do not check more than one box, unless person is both an officer and a director/trustee) |                       |         |              |                              |        | (D)<br>Reportable compensation from the organization (W-2/1099-MISC) | (E)<br>Reportable compensation from related organizations (W-2/1099-MISC) | (F)<br>Estimated amount of other compensation from the organization and related organizations |
|--|--|---|-----------------------|---------|--------------|------------------------------|--------|--|---|---|
|  |  | Individual trustee or director  | Institutional Trustee | Officer | Key employee | Highest compensated employee | Former |  |   |   |
| (1) GREGORY ABLAVSKY<br>DIRECTOR                   | 1 00   | X   |                       |         |              |                              |        | 0  | 0   | 0   |
| (2) CONSTANCE BACKHOUSE<br>DIRECTOR-PAST PRESIDENT | 1 00   | X   |                       |         |              |                              |        | 0  | 0   | 0   |
| (3) RB BERNSTEIN<br>DIRECTOR                       | 1 00   | X   |                       |         |              |                              |        | 0  | 0   | 0   |
| (4) MARY SARAH BILDER<br>DIRECTOR                  | 1 00   | X   |                       |         |              |                              |        | 0  | 0   | 0   |
| (5) TOMIKE BROWN-NAGIN<br>DIRECTOR                 | 1 00   | X   |                       |         |              |                              |        | 0  | 0   | 0   |
| (6) HOLLY BREWER<br>DIRECTOR                       | 1 00   | X   |                       |         |              |                              |        | 0  | 0   | 0   |
| (7) LYNDsay CAMPBELL<br>DIRECTOR                   | 1 00   | X   |                       |         |              |                              |        | 0  | 0   | 0   |
| (8) CHRISTIAN G FRITZ<br>DIRECTOR                  | 1 00   | X   |                       |         |              |                              |        | 0  | 0   | 0   |
| (9) RITA L GOLUBOFF<br>DIRECTOR                    | 1 00   | X   |                       |         |              |                              |        | 0  | 0   | 0   |
| (10) DANIEL W HAMILTON<br>DIRECTOR                 | 1 00   | X   |                       |         |              |                              |        | 0  | 0   | 0   |
| (11) LINDA K KERBER<br>DIRECTOR                    | 1 00   | X   |                       |         |              |                              |        | 0  | 0   | 0   |
| (12) AMALIA KESSLER<br>DIRECTOR                    | 1 00   | X   |                       |         |              |                              |        | 0  | 0   | 0   |
| (13) DAVID LIEBERMAN<br>DIRECTOR                   | 1 00   | X   |                       |         |              |                              |        | 0  | 0   | 0   |
| (14) DYLAN C PENNINGROTH<br>DIRECTOR               | 1 00   | X   |                       |         |              |                              |        | 0  | 0   | 0   |
| (15) VICTORIA SAKER WOESTE<br>DIRECTOR             | 1 00   | X   |                       |         |              |                              |        | 0  | 0   | 0   |
| (16) CHARLES ZELDEN<br>DIRECTOR                    | 1 00   | X   |                       |         |              |                              |        | 0  | 0   | 0   |
| (17) BRUCE MANN<br>PRESIDENT                       | 15 00  |   |                       | X       |              |                              |        | 0  | 0   | 0   |



## Part VII

|           |  |          |   |   |   |
|-----------|--|----------|---|---|---|
| <b>1b</b> | <b>Sub-Total . . . . .</b>   | <b>▼</b> |   |   |   |
| <b>c</b>  | <b>Total from continuation sheets to Part VII, Section A . . . . .</b> | <b>▼</b> |   |   |   |
| <b>d</b>  | <b>Total (add lines 1b and 1c) . . . . .</b>                           | <b>▼</b> | 0 | 0 | 0 |

**2** Total number of individuals (including but not limited to those I  
\$100,000 of reportable compensation from the organization) 0

|          |   | Yes      | No |
|----------|---|----------|----|
| <b>3</b> | Did the organization list any <b>former</b> officer, director or trustee, key employee, or highest compensated employee on line 1a? <i>If "Yes," complete Schedule J for such individual</i> . . . . .  | <b>3</b> | No |
| <b>4</b> | For any individual listed on line 1a, is the sum of reportable compensation and other compensation from the organization and related organizations greater than \$150,000? <i>If "Yes," complete Schedule J for such individual</i> . . . . . | <b>4</b> | No |
| <b>5</b> | Did any person listed on line 1a receive or accrue compensation from any unrelated organization or individual for services rendered to the organization? <i>If "Yes," complete Schedule J for such person</i> . . . . .                       | <b>5</b> | No |

## **Section B. Independent Contractors**

**1** Complete this table for your five highest compensated independent contractors that received more than \$100,000 of compensation from the organization. Report compensation for the calendar year ending with or within the organization's tax year.

| (A)<br>Name and business address | (B)<br>Description of services | (C)<br>Compensation |
|----------------------------------|--------------------------------|---------------------|
|                                  |                                |                     |
|                                  |                                |                     |
|                                  |                                |                     |
|                                  |                                |                     |
|                                  |                                |                     |

2 Total number of independent contractors (including but not limited to those listed above) who received more than \$100,000 of compensation from the organization ►0

Part VIII Statement of Revenue

|   |   |   |  | (A)<br>Total revenue | (B)<br>Related or<br>exempt<br>function<br>revenue | (C)<br>Unrelated<br>business<br>revenue | (D)<br>Revenue<br>excluded from<br>tax under<br>sections<br>512, 513, or<br>514 |
|---|---|---|--|----------------------|--|---|---|
| Contributions, gifts, grants<br>and other similar amounts | 1a  | Federated campaigns . . .   | 1a   |                      |  |   |   |
|   | b   | Membership dues . . . . .   | 1b   | 61,729               |  |   |   |
|   | c   | Fundraising events . . . . .  | 1c   |                      |  |   |   |
|   | d   | Related organizations . . . .   | 1d   |                      |  |   |   |
|   | e   | Government grants (contributions)   | 1e   |                      |  |   |   |
|   | f   | All other contributions, gifts, grants, and<br>similar amounts not included above   | 1f   | 36,870               |  |   |   |
|   | g   | Noncash contributions included in<br>lines 1a-1f \$ _____   |  |                      |  |   |   |
|   | h   | Total. Add lines 1a-1f . . . . .  |  | 98,599               |  |   |   |
| Program Service Revenue                                   | 2a  | ANNUAL CONFERENCE   | Business Code<br>611710  | 54,397               | 54,397   |   |   |
|   | b   |   |  |                      |  |   |   |
|   | c   |   |  |                      |  |   |   |
|   | d   |   |  |                      |  |   |   |
|   | e   |   |  |                      |  |   |   |
|   | f   | All other program service revenue   |  |                      |  |   |   |
|   | g   | Total. Add lines 2a-2f . . . . .  |  | 54,397               |  |   |   |
|   | Other Revenue                             | 3   | Investment income (including dividends, interest<br>and other similar amounts) . . . . . |                      | 23,491   | 23,491                                  |   |
| 4   |   | Income from investment of tax-exempt bond proceeds . .  |  |                      |  |   |   |
| 5   |   | Royalties . . . . .   |  | 6,396                | 6,396  |   |   |
| 6a  |   | Gross rents   | (i) Real (ii) Personal   |                      |  |   |   |
|   |   | b   | Less rental<br>expenses  |                      |  |   |   |
|   |   | c   | Rental income<br>or (loss)   |                      |  |   |   |
|   |   | d   | Net rental income or (loss) . . . . .  |                      |  |   |   |
| 7a  |   | Gross amount<br>from sales of<br>assets other<br>than inventory   | (i) Securities (ii) Other  | 174,371              |  |   |   |
|   |   | b   | Less cost or<br>other basis and<br>sales expenses  | 173,350              |  |   |   |
|   |   | c   | Gain or (loss)   | 1,021                |  |   |   |
|   |   | d   | Net gain or (loss) . . . . .   | 1,021                | 1,021  |   |   |
| 8a  |   | Gross income from fundraising<br>events (not including<br>\$ _____<br>of contributions reported on line 1c)<br>See Part IV, line 18 . . . . . | a  |                      |  |   |   |
| b   |   | Less direct expenses . . . . .  | b  |                      |  |   |   |
| c   |   | Net income or (loss) from fundraising events . .  |  |                      |  |   |   |
| 9a  |   | Gross income from gaming activities<br>See Part IV, line 19 . . . . .   | a  |                      |  |   |   |
| b   |   | Less direct expenses . . . . .  | b  |                      |  |   |   |
| c   |   | Net income or (loss) from gaming activities . .   |  |                      |  |   |   |
| 10a   |   | Gross sales of inventory, less<br>returns and allowances . . . . .  | a  |                      |  |   |   |
| b   |   | Less cost of goods sold . . . . .   | b  |                      |  |   |   |
| c   |   | Net income or (loss) from sales of inventory . .  |  |                      |  |   |   |
| Miscellaneous Revenue                                     |   | Business Code   |  |                      |  |   |   |
| 11a   |   |   |  |                      |  |   |   |
| b   |   |   |  |                      |  |   |   |
| c   |   |   |  |                      |  |   |   |
| d   | All other revenue . . . . .               |   |  |                      |  |   |   |
| e   | Total. Add lines 11a-11d . . . . .        |   |  |                      |  |   |   |
| 12  | Total revenue. See Instructions . . . . . |   | 183,904  | 85,305               | 0  | 0                                       |   |

Part IX Statement of Functional Expenses

Section 501(c)(3) and 501(c)(4) organizations must complete all columns

All other organizations must complete column (A) but are not required to complete columns (B), (C), and (D)

Check if Schedule O contains a response to any question in this Part IX

| Do not include amounts reported on lines 6b, 7b, 8b, 9b, and 10b of Part VIII. |   | (A)<br>Total expenses | (B)<br>Program service expenses | (C)<br>Management and general expenses | (D)<br>Fundraising expenses |
|--|---|-----------------------|---------------------------------|--|-----------------------------|
| 1  | Grants and other assistance to governments and organizations in the United States See Part IV, line 21  |                       |                                 |  |                             |
| 2  | Grants and other assistance to individuals in the United States See Part IV, line 22  | 12,255                | 12,255                          |  |                             |
| 3  | Grants and other assistance to governments, organizations, and individuals outside the United States See Part IV, lines 15 and 16   |                       |                                 |  |                             |
| 4  | Benefits paid to or for members   |                       |                                 |  |                             |
| 5  | Compensation of current officers, directors, trustees, and key employees . . . . .  |                       |                                 |  |                             |
| 6  | Compensation not included above, to disqualified persons (as defined under section 4958(f)(1)) and persons described in section 4958(c)(3)(B) . . . . .   |                       |                                 |  |                             |
| 7  | Other salaries and wages  |                       |                                 |  |                             |
| 8  | Pension plan contributions (include section 401(k) and section 403(b) employer contributions) . . . . .   |                       |                                 |  |                             |
| 9  | Other employee benefits . . . . .   |                       |                                 |  |                             |
| 10   | Payroll taxes . . . . .   |                       |                                 |  |                             |
| 11   | Fees for services (non-employees)   |                       |                                 |  |                             |
| a  | Management . . . . .  |                       |                                 |  |                             |
| b  | Legal . . . . .   |                       |                                 |  |                             |
| c  | Accounting . . . . .  |                       |                                 |  |                             |
| d  | Lobbying . . . . .  |                       |                                 |  |                             |
| e  | Professional fundraising See Part IV, line 17 . . . . .   |                       |                                 |  |                             |
| f  | Investment management fees . . . . .  | 7,182                 |                                 | 7,182                                  |                             |
| g  | Other . . . . .   | 725                   |                                 | 725                                    |                             |
| 12   | Advertising and promotion . . . . .   |                       |                                 |  |                             |
| 13   | Office expenses . . . . .   | 3,877                 |                                 | 3,877                                  |                             |
| 14   | Information technology . . . . .  |                       |                                 |  |                             |
| 15   | Royalties . . . . .   |                       |                                 |  |                             |
| 16   | Occupancy . . . . .   |                       |                                 |  |                             |
| 17   | Travel . . . . .  | 2,519                 | 2,143                           | 376                                    |                             |
| 18   | Payments of travel or entertainment expenses for any federal, state, or local public officials . . . . .  |                       |                                 |  |                             |
| 19   | Conferences, conventions, and meetings . . . . .  | 111,629               | 96,629                          | 15,000                                 |                             |
| 20   | Interest . . . . .  |                       |                                 |  |                             |
| 21   | Payments to affiliates . . . . .  |                       |                                 |  |                             |
| 22   | Depreciation, depletion, and amortization . . . . .   |                       |                                 |  |                             |
| 23   | Insurance . . . . .   | 3,693                 | 207                             | 3,486                                  |                             |
| 24   | Other expenses Itemize expenses not covered above (List miscellaneous expenses in line 24f If line 24f amount exceeds 10% of line 25, column (A) amount, list line 24f expenses on Schedule O )                                       |                       |                                 |  |                             |
| a  | BANK CHARGES  | 977                   | 280                             | 697                                    |                             |
| b  | MISCELLANEOUS   | 365                   | 365                             |  |                             |
| c  | EXCISE TAX  | 35                    |                                 | 35                                     |                             |
| d  |   |                       |                                 |  |                             |
| e  |   |                       |                                 |  |                             |
| f  | All other expenses  |                       |                                 |  |                             |
| 25   | Total functional expenses. Add lines 1 through 24f  | 143,257               | 111,879                         | 31,378                                 | 0                           |
| 26   | Joint costs. Check here <input type="checkbox"/> if following SOP 98-2 (ASC 958-720) Complete this line only if the organization reported in column (B) joint costs from a combined educational campaign and fundraising solicitation |                       |                                 |  |                             |

Part X

Balance Sheet

|                             |   |   |     |  | (A)               |     | (B)         |
|-----------------------------|---|---|-----|--|-------------------|-----|-------------|
|                             |   |   |     |  | Beginning of year |     | End of year |
| Assets                      | 1   | Cash—non-interest-bearing . . . . .   |     |  | 56,123            | 1   | 75,799      |
|                             | 2   | Savings and temporary cash investments . . . . .  |     |  | 11,780            | 2   | 14,429      |
|                             | 3   | Pledges and grants receivable, net . . . . .  |     |  |                   | 3   |             |
|                             | 4   | Accounts receivable, net . . . . .  |     |  |                   | 4   |             |
|                             | 5   | Receivables from current and former officers, directors, trustees, key employees, and highest compensated employees. Complete Part II of Schedule L . . . . .                   |     |  |                   | 5   |             |
|                             | 6   | Receivables from other disqualified persons (as defined under section 4958(f)(1)) and persons described in section 4958(c)(3)(B). Complete Part II of Schedule L . . . . .      |     |  |                   | 6   |             |
|                             | 7   | Notes and loans receivable, net . . . . .   |     |  |                   | 7   |             |
|                             | 8   | Inventories for sale or use . . . . .   |     |  |                   | 8   |             |
|                             | 9   | Prepaid expenses and deferred charges . . . . .   |     |  |                   | 9   |             |
|                             | 10a   | Land, buildings, and equipment, cost or other basis. Complete Part VI of Schedule D . . . . .   | 10a |  |                   |     |             |
|                             | b   | Less: accumulated depreciation . . . . .  | 10b |  |                   | 10c |             |
|                             | 11  | Investments—publicly traded securities . . . . .  |     |  |                   | 11  |             |
|                             | 12  | Investments—other securities. See Part IV, line 11 . . . . .  |     |  | 868,222           | 12  | 864,389     |
|                             | 13  | Investments—program-related. See Part IV, line 11 . . . . .   |     |  |                   | 13  |             |
|                             | 14  | Intangible assets . . . . .   |     |  |                   | 14  |             |
|                             | 15  | Other assets. See Part IV, line 11 . . . . .  |     |  |                   | 15  |             |
|                             | 16  | <b>Total assets.</b> Add lines 1 through 15 (must equal line 34) . . . . .  |     |  | 936,125           | 16  | 954,617     |
| Liabilities                 | 17  | Accounts payable and accrued expenses . . . . .   |     |  | 0                 | 17  | 31,563      |
|                             | 18  | Grants payable . . . . .  |     |  |                   | 18  |             |
|                             | 19  | Deferred revenue . . . . .  |     |  |                   | 19  |             |
|                             | 20  | Tax-exempt bond liabilities . . . . .   |     |  |                   | 20  |             |
|                             | 21  | Escrow or custodial account liability. Complete Part IV of Schedule D . . . . .   |     |  |                   | 21  |             |
|                             | 22  | Payables to current and former officers, directors, trustees, key employees, highest compensated employees, and disqualified persons. Complete Part II of Schedule L . . . . .  |     |  |                   | 22  |             |
|                             | 23  | Secured mortgages and notes payable to unrelated third parties . . . . .  |     |  |                   | 23  |             |
|                             | 24  | Unsecured notes and loans payable to unrelated third parties . . . . .  |     |  |                   | 24  |             |
|                             | 25  | Other liabilities (including federal income tax, payables to related third parties, and other liabilities not included on lines 17-24). Complete Part X of Schedule D . . . . . |     |  |                   | 25  |             |
|                             | 26  | <b>Total liabilities.</b> Add lines 17 through 25 . . . . .   |     |  | 0                 | 26  | 31,563      |
| Net Assets or Fund Balances | <b>Organizations that follow SFAS 117, check here</b> <input checked="" type="checkbox"/> <b>and complete lines 27 through 29, and lines 33 and 34.</b> |   |     |  |                   |     |             |
|                             | 27  | Unrestricted net assets . . . . .   |     |  | 429,376           | 27  | 437,784     |
|                             | 28  | Temporarily restricted net assets . . . . .   |     |  | 199,740           | 28  | 176,961     |
|                             | 29  | Permanently restricted net assets . . . . .   |     |  | 307,009           | 29  | 308,309     |
|                             | <b>Organizations that do not follow SFAS 117, check here</b> <input type="checkbox"/> <b>and complete lines 30 through 34.</b>                          |   |     |  |                   |     |             |
|                             | 30  | Capital stock or trust principal, or current funds . . . . .  |     |  |                   | 30  |             |
|                             | 31  | Paid-in or capital surplus, or land, building or equipment fund . . . . .   |     |  |                   | 31  |             |
|                             | 32  | Retained earnings, endowment, accumulated income, or other funds . . . . .  |     |  |                   | 32  |             |
|                             | 33  | <b>Total net assets or fund balances</b> . . . . .  |     |  | 936,125           | 33  | 923,054     |
|                             | 34  | <b>Total liabilities and net assets/fund balances</b> . . . . .   |     |  | 936,125           | 34  | 954,617     |

Part XI Reconciliation of Net Assets

Check if Schedule O contains a response to any question in this Part XI

|   |   |   |         |
|---|---|---|---------|
| 1 | Total revenue (must equal Part VIII, column (A), line 12)   | 1 | 183,904 |
| 2 | Total expenses (must equal Part IX, column (A), line 25)  | 2 | 143,257 |
| 3 | Revenue less expenses Subtract line 2 from line 1   | 3 | 40,647  |
| 4 | Net assets or fund balances at beginning of year (must equal Part X, line 33, column (A))                     | 4 | 936,125 |
| 5 | Other changes in net assets or fund balances (explain in Schedule O)  | 5 | -53,719 |
| 6 | Net assets or fund balances at end of year Combine lines 3, 4, and 5 (must equal Part X, line 33, column (B)) | 6 | 923,054 |

Part XII Financial Statements and Reporting

Check if Schedule O contains a response to any question in this Part XII

|    |  | Yes | No |
|----|--|-----|----|
| 1  | Accounting method used to prepare the Form 990 <input type="checkbox"/> Cash <input checked="" type="checkbox"/> Accrual <input type="checkbox"/> Other<br>If the organization changed its method of accounting from a prior year or checked "Other," explain in Schedule O  |     |    |
| 2a | Were the organization's financial statements compiled or reviewed by an independent accountant?  |     | No |
| b  | Were the organization's financial statements audited by an independent accountant?   | Yes |    |
| c  | If "Yes," to 2a or 2b, does the organization have a committee that assumes responsibility for oversight of the audit, review, or compilation of its financial statements and selection of an independent accountant?<br>If the organization changed either its oversight process or selection process during the tax year, explain in Schedule O | Yes |    |
| d  | If "Yes" to line 2a or 2b, check a box below to indicate whether the financial statements for the year were issued on a separate basis, consolidated basis, or both<br><input checked="" type="checkbox"/> Separate basis <input type="checkbox"/> Consolidated basis <input type="checkbox"/> Both consolidated and separated basis             |     |    |
| 3a | As a result of a federal award, was the organization required to undergo an audit or audits as set forth in the Single Audit Act and OMB Circular A-133?   | Yes |    |
| b  | If "Yes," did the organization undergo the required audit or audits? If the organization did not undergo the required audit or audits, explain why in Schedule O and describe any steps taken to undergo such audits   | Yes |    |

SCHEDULE A

(Form 990 or 990EZ)

Department of the Treasury  
Internal Revenue Service

Public Charity Status and Public Support

Complete if the organization is a section 501(c)(3) organization or a section 4947(a)(1) nonexempt charitable trust.

▶ Attach to Form 990 or Form 990-EZ. ▶ See separate instructions.

OMB No 1545-0047

2011

Open to Public  
Inspection

|  |  |
|--|--|
| Name of the organization<br>AMERICAN SOCIETY FOR LEGAL HISTORY INC | Employer identification number<br>23-7225358 |
|--|--|

Part I

Reason for Public Charity Status (All organizations must complete this part.) See instructions

The organization is not a private foundation because it is (For lines 1 through 11, check only one box )

- 1

☐

A church, convention of churches, or association of churches **section 170(b)(1)(A)(i).**
- 2

☐

A school described in **section 170(b)(1)(A)(ii).** (Attach Schedule E )
- 3

☐

A hospital or a cooperative hospital service organization described in **section 170(b)(1)(A)(iii).**
- 4

☐

A medical research organization operated in conjunction with a hospital described in **section 170(b)(1)(A)(iii).** Enter the hospital's name, city, and state
- 5

☐

An organization operated for the benefit of a college or university owned or operated by a governmental unit described in **section 170(b)(1)(A)(iv).** (Complete Part II )
- 6

☐

A federal, state, or local government or governmental unit described in **section 170(b)(1)(A)(v).**
- 7

☐

An organization that normally receives a substantial part of its support from a governmental unit or from the general public described in **section 170(b)(1)(A)(vi)** (Complete Part II )
- 8

☐

A community trust described in **section 170(b)(1)(A)(vi)** (Complete Part II )
- 9

☒

An organization that normally receives (1) more than 33 1/3% of its support from contributions, membership fees, and gross receipts from activities related to its exempt functions—subject to certain exceptions, and (2) no more than 33 1/3% of its support from gross investment income and unrelated business taxable income (less section 511 tax) from businesses acquired by the organization after June 30, 1975 See **section 509(a)(2).** (Complete Part III )
- 10

☐

An organization organized and operated exclusively to test for public safety Se**section 509(a)(4).**
- 11

☐

An organization organized and operated exclusively for the benefit of, to perform the functions of, or to carry out the purposes of one or more publicly supported organizations described in section 509(a)(1) or section 509(a)(2) See **section 509(a)(3).** Check the box that describes the type of supporting organization and complete lines 11e through 11h  

a

☐

Type I

b

☐

Type II

c

☐

Type III - Functionally integrated

d

☐

Type III - Other

e

☐

By checking this box, I certify that the organization is not controlled directly or indirectly by one or more disqualified persons other than foundation managers and other than one or more publicly supported organizations described in section 509(a)(1) or section 509(a)(2)

f

☐

If the organization received a written determination from the IRS that it is a Type I, Type II or Type III supporting organization, check this box

g

☐

Since August 17, 2006, has the organization accepted any gift or contribution from any of the following persons?  

(i)

a person who directly or indirectly controls, either alone or together with persons described in (ii) and (iii) below, the governing body of the the supported organization?

(ii)

a family member of a person described in (i) above?

(iii)

a 35% controlled entity of a person described in (i) or (ii) above?

h

☐

Provide the following information about the supported organization(s)

|          | Yes | No |
|----------|-----|----|
| 11g(i)   |     |    |
| 11g(ii)  |     |    |
| 11g(iii) |     |    |

| (i)<br>Name of supported organization | (ii)<br>EIN | (iii)<br>Type of organization (described on lines 1- 9 above or IRC section (see instructions)) | (iv)<br>Is the organization in col (i) listed in your governing document? |    | (v)<br>Did you notify the organization in col (i) of your support? |    | (vi)<br>Is the organization in col (i) organized in the U S ? |    | (vii)<br>Amount of support? |
|---------------------------------------|-------------|---|---|----|--|----|---|----|-----------------------------|
|                                       |             |   | Yes   | No | Yes  | No | Yes   | No |                             |
|                                       |             |   |   |    |  |    |   |    |                             |
|                                       |             |   |   |    |  |    |   |    |                             |
|                                       |             |   |   |    |  |    |   |    |                             |
|                                       |             |   |   |    |  |    |   |    |                             |
|                                       |             |   |   |    |  |    |   |    |                             |
|                                       |             |   |   |    |  |    |   |    |                             |
| Total                                 |             |   |   |    |  |    |   |    |                             |

Part II

Support Schedule for Organizations Described in IRC 170(b)(1)(A)(iv) and 170(b)(1)(A)(vi)  
(Complete only if you checked the box on line 5, 7, or 8 of Part I or if the organization failed to qualify under Part III. If the organization fails to qualify under the tests listed below, please complete Part III.)

| Section A. Public Support   |          |          |          |          |          |           |
|---|----------|----------|----------|----------|----------|-----------|
| Calendar year   | (a) 2007 | (b) 2008 | (c) 2009 | (d) 2010 | (e) 2011 | (f) Total |
| 1 Gifts, grants, contributions, and membership fees received (Do not include any "unusual grants.")   |          |          |          |          |          |           |
| 2 Tax revenues levied for the organization's benefit and either paid to or expended on its behalf   |          |          |          |          |          |           |
| 3 The value of services or facilities furnished by a governmental unit to the organization without charge   |          |          |          |          |          |           |
| 4 Total. Add lines 1 through 3  |          |          |          |          |          |           |
| 5 The portion of total contributions by each person (other than a governmental unit or publicly supported organization) included on line 1 that exceeds 2% of the amount shown on line 11, column (f) |          |          |          |          |          |           |
| 6 Public Support. Subtract line 5 from line 4   |          |          |          |          |          |           |

| Section B. Total Support  |          |          |          |          |          |           |
|---|----------|----------|----------|----------|----------|-----------|
| Calendar year   | (a) 2007 | (b) 2008 | (c) 2009 | (d) 2010 | (e) 2011 | (f) Total |
| 7 Amounts from line 4   |          |          |          |          |          |           |
| 8 Gross income from interest, dividends, payments received on securities loans, rents, royalties and income from similar sources  |          |          |          |          |          |           |
| 9 Net income from unrelated business activities, whether or not the business is regularly carried on  |          |          |          |          |          |           |
| 10 Other income (Explain in Part IV ) Do not include gain or loss from the sale of capital assets   |          |          |          |          |          |           |
| 11 Total support (Add lines 7 through 10)   |          |          |          |          |          |           |
| 12 Gross receipts from related activities, etc (See instructions )  |          |          |          |          | 12       |           |
| 13 First Five Years If the Form 990 is for the organization's first, second, third, fourth, or fifth tax year as a 501(c)(3) organization, check this box and stop here |          |          |          |          |          |           |

| Section C. Computation of Public Support Percentage  |  |    |  |  |  |  |
|--|--|----|--|--|--|--|
| 14 Public Support Percentage for 2011 (line 6 column (f) divided by line 11 column (f))  |  | 14 |  |  |  |  |
| 15 Public Support Percentage for 2010 Schedule A, Part II, line 14   |  | 15 |  |  |  |  |
| 16a 33 1/3% support test—2011. If the organization did not check the box on line 13, and line 14 is 33 1/3% or more, check this box and stop here. The organization qualifies as a publicly supported organization   |  |    |  |  |  |  |
| b 33 1/3% support test—2010. If the organization did not check the box on line 13 or 16a, and line 15 is 33 1/3% or more, check this box and stop here. The organization qualifies as a publicly supported organization  |  |    |  |  |  |  |
| 17a 10%-facts-and-circumstances test—2011. If the organization did not check a box on line 13, 16a, or 16b and line 14 is 10% or more, and if the organization meets the "facts and circumstances" test, check this box and stop here. Explain in Part IV how the organization meets the "facts and circumstances" test The organization qualifies as a publicly supported organization    |  |    |  |  |  |  |
| b 10%-facts-and-circumstances test—2010. If the organization did not check a box on line 13, 16a, 16b, or 17a and line 15 is 10% or more, and if the organization meets the "facts and circumstances" test, check this box and stop here. Explain in Part IV how the organization meets the "facts and circumstances" test The organization qualifies as a publicly supported organization |  |    |  |  |  |  |
| 18 Private Foundation If the organization did not check a box on line 13, 16a, 16b, 17a or 17b, check this box and see instructions  |  |    |  |  |  |  |

Part IIISupport Schedule for Organizations Described in IRC 509(a)(2)

(Complete only if you checked the box on line 9 of Part I or if the organization failed to qualify under Part II. If the organization fails to qualify under the tests listed below, please complete Part II.)

Section A. Public Support

| Calendar year (or fiscal year beginning in)  | (a) 2007 | (b) 2008 | (c) 2009 | (d) 2010 | (e) 2011 | (f) Total |
|--|----------|----------|----------|----------|----------|-----------|
| 1 Gifts, grants, contributions, and membership fees received (Do not include any "unusual grants.")  | 109,439  | 110,078  | 156,185  | 28,015   | 98,599   | 502,316   |
| 2 Gross receipts from admissions, merchandise sold or services performed, or facilities furnished in any activity that is related to the organization's tax-exempt purpose | 17,143   | 43,049   | 56,959   | 48,633   | 54,397   | 220,181   |
| 3 Gross receipts from activities that are not an unrelated trade or business under section 513   |          |          |          |          |          |           |
| 4 Tax revenues levied for the organization's benefit and either paid to or expended on its behalf  |          |          |          |          |          |           |
| 5 The value of services or facilities furnished by a governmental unit to the organization without charge  |          |          |          |          |          |           |
| 6 Total. Add lines 1 through 5   | 126,582  | 153,127  | 213,144  | 76,648   | 152,996  | 722,497   |
| 7a Amounts included on lines 1, 2, and 3 received from disqualified persons  |          |          |          |          |          | 0         |
| b Amounts included on lines 2 and 3 received from other than disqualified persons that exceed the greater of \$5,000 or 1% of the amount on line 13 for the year           |          |          |          |          |          | 0         |
| c Add lines 7a and 7b  |          |          |          |          |          | 0         |
| 8 Public Support (Subtract line 7c from line 6.)   |          |          |          |          |          | 722,497   |

Section B. Total Support

| Calendar year (or fiscal year beginning in)   | (a) 2007                 | (b) 2008 | (c) 2009 | (d) 2010 | (e) 2011 | (f) Total |
|---|--------------------------|----------|----------|----------|----------|-----------|
| 9 Amounts from line 6   | 126,582                  | 153,127  | 213,144  | 76,648   | 152,996  | 722,497   |
| 10a Gross income from interest, dividends, payments received on securities loans, rents, royalties and income from similar sources                                      | 28,432                   | 25,097   | 10,667   | 20,353   | 29,887   | 114,436   |
| b Unrelated business taxable income (less section 511 taxes) from businesses acquired after June 30, 1975   |                          |          |          |          |          |           |
| c Add lines 10a and 10b   | 28,432                   | 25,097   | 10,667   | 20,353   | 29,887   | 114,436   |
| 11 Net income from unrelated business activities not included in line 10b, whether or not the business is regularly carried on  |                          |          |          |          |          |           |
| 12 Other income. Do not include gain or loss from the sale of capital assets (Explain in Part IV.)  |                          |          |          |          |          |           |
| 13 Total support (Add lines 9, 10c, 11 and 12.)   | 155,014                  | 178,224  | 223,811  | 97,001   | 182,883  | 836,933   |
| 14 First Five Years If the Form 990 is for the organization's first, second, third, fourth, or fifth tax year as a 501(c)(3) organization, check this box and stop here | <input type="checkbox"/> |          |          |          |          |           |

Section C. Computation of Public Support Percentage

|   |    |          |
|---|----|----------|
| 15 Public Support Percentage for 2011 (line 8 column (f) divided by line 13 column (f)) | 15 | 86.330 % |
| 16 Public support percentage from 2010 Schedule A, Part III, line 15                    | 16 | 85.000 % |

Section D. Computation of Investment Income Percentage

|  |    |          |
|--|----|----------|
| 17 Investment income percentage for 2011 (line 10c column (f) divided by line 13 column (f)) | 17 | 13.670 % |
| 18 Investment income percentage from 2010 Schedule A, Part III, line 17                      | 18 | 15.000 % |

19a 33 1/3% support tests—2011. If the organization did not check the box on line 14, and line 15 is more than 33 1/3% and line 17 is not more than 33 1/3%, check this box and stop here. The organization qualifies as a publicly supported organization. ☒

b 33 1/3% support tests—2010. If the organization did not check a box on line 14 or line 19a, and line 16 is more than 33 1/3% and line 18 is not more than 33 1/3%, check this box and stop here. The organization qualifies as a publicly supported organization. ☐

20 Private Foundation If the organization did not check a box on line 14, 19a or 19b, check this box and see instructions. ☐



**Part IV** **Supplemental Information.** Supplemental Information. Complete this part to provide the explanation required by Part II, line 10; Part II, line 17a or 17b; or Part III, line 12. Also complete this part for any additional information. (See instructions).

|                              |
|------------------------------|
| Facts And Circumstances Test |
|                              |

|             |
|-------------|
| Explanation |
|             |
|             |
|             |
|             |

**Additional Data**

**Software ID:**  
**Software Version:**  
**EIN:** 23-7225358  
**Name:** AMERICAN SOCIETY FOR LEGAL HISTORY INC

**Form 990, Special Condition Description:**

|                                      |
|--------------------------------------|
| <b>Special Condition Description</b> |
|--------------------------------------|

SCHEDULE D  
(Form 990)

Department of the Treasury  
Internal Revenue Service

Supplemental Financial Statements

► Complete if the organization answered "Yes," to Form 990, Part IV, line 6, 7, 9, 10, 11a, 11b, 11c, 11d, 11e, 11f, 12a, or 12b  
► Attach to Form 990. ► See separate instructions.

OMB No 1545-0047

2011

Open to Public Inspection

Name of the organization  
AMERICAN SOCIETY FOR LEGAL HISTORY INC

Employer identification number  
23-7225358

Part I Organizations Maintaining Donor Advised Funds or Other Similar Funds or Accounts. Complete if the organization answered "Yes" to Form 990, Part IV, line 6.

|   |  |                              |
|---|--|------------------------------|
|   | (a) Donor advised funds  | (b) Funds and other accounts |
| 1 | Total number at end of year  |                              |
| 2 | Aggregate contributions to (during year)   |                              |
| 3 | Aggregate grants from (during year)  |                              |
| 4 | Aggregate value at end of year   |                              |
| 5 | Did the organization inform all donors and donor advisors in writing that the assets held in donor advised funds are the organization's property, subject to the organization's exclusive legal control? <div><input type="checkbox"/> Yes <input type="checkbox"/> No</div>   |                              |
| 6 | Did the organization inform all grantees, donors, and donor advisors in writing that grant funds may be used only for charitable purposes and not for the benefit of the donor or donor advisor, or for any other purpose conferring impermissible private benefit <div><input type="checkbox"/> Yes <input type="checkbox"/> No</div> |                              |

Part II Conservation Easements. Complete if the organization answered "Yes" to Form 990, Part IV, line 7.

1

Purpose(s) of conservation easements held by the organization (check all that apply)

☐ Preservation of land for public use (e g , recreation or pleasure)☐ Preservation of an historically importantly land area  
☐ Protection of natural habitat☐ Preservation of a certified historic structure  
☐ Preservation of open space

2

Complete lines 2a–2d if the organization held a qualified conservation contribution in the form of a conservation easement on the last day of the tax year

|   |  |
|---|--|
|   | Held at the End of the Year  |
| a | Total number of conservation easements   |
| b | Total acreage restricted by conservation easements                                 |
| c | Number of conservation easements on a certified historic structure included in (a) |
| d | Number of conservation easements included in (c) acquired after 8/17/06            |

3

Number of conservation easements modified, transferred, released, extinguished, or terminated by the organization during the taxable year ► \_\_\_\_\_

4

Number of states where property subject to conservation easement is located ► \_\_\_\_\_

5

Does the organization have a written policy regarding the periodic monitoring, inspection, handling of violations, and enforcement of the conservation easements it holds?

☐ Yes ☐ No

6

Staff and volunteer hours devoted to monitoring, inspecting and enforcing conservation easements during the year ► \_\_\_\_\_

7

Amount of expenses incurred in monitoring, inspecting, and enforcing conservation easements during the year  
► \$ \_\_\_\_\_

8

Does each conservation easement reported on line 2(d) above satisfy the requirements of section 170(h)(4)(B)(i) and 170(h)(4)(B)(ii)?

☐ Yes ☐ No

9

In Part XIV, describe how the organization reports conservation easements in its revenue and expense statement, and balance sheet, and include, if applicable, the text of the footnote to the organization's financial statements that describes the organization's accounting for conservation easements

Part III Organizations Maintaining Collections of Art, Historical Treasures, or Other Similar Assets. Complete if the organization answered "Yes" to Form 990, Part IV, line 8.

1a

If the organization elected, as permitted under SFAS 116, not to report in its revenue statement and balance sheet works of art, historical treasures, or other similar assets held for public exhibition, education or research in furtherance of public service, provide, in Part XIV, the text of the footnote to its financial statements that describes these items

b

If the organization elected, as permitted under SFAS 116, to report in its revenue statement and balance sheet works of art, historical treasures, or other similar assets held for public exhibition, education, or research in furtherance of public service, provide the following amounts relating to these items

(i) Revenues included in Form 990, Part VIII, line 1

► \$ \_\_\_\_\_

(ii) Assets included in Form 990, Part X

► \$ \_\_\_\_\_

2

If the organization received or held works of art, historical treasures, or other similar assets for financial gain, provide the following amounts required to be reported under SFAS 116 relating to these items

a

Revenues included in Form 990, Part VIII, line 1

► \$ \_\_\_\_\_

b

Assets included in Form 990, Part X

► \$ \_\_\_\_\_

For Privacy Act and Paperwork Reduction Act Notice, see the Intructions for Form 990

Cat No 52283D

Schedule D (Form 990) 2011

Part III Organizations Maintaining Collections of Art, Historical Treasures, or Other Similar Assets (continued)

3 Using the organization’s accession and other records, check any of the following that are a significant use of its collection items (check all that apply)

- ☐ Public exhibition

☐ Loan or exchange programs
- ☐ Scholarly research

☐ Other
- ☐ Preservation for future generations

4 Provide a description of the organization’s collections and explain how they further the organization’s exempt purpose in Part XIV

5 During the year, did the organization solicit or receive donations of art, historical treasures or other similar assets to be sold to raise funds rather than to be maintained as part of the organization’s collection? Yes No

Part IV Escrow and Custodial Arrangements. Complete if the organization answered "Yes" to Form 990, Part IV, line 9, or reported an amount on Form 990, Part X, line 21.

1a Is the organization an agent, trustee, custodian or other intermediary for contributions or other assets not included on Form 990, Part X? Yes No

b If "Yes," explain the arrangement in Part XIV and complete the following table

|    | Amount |
|----|--------|
| 1c |        |
| 1d |        |
| 1e |        |
| 1f |        |

2a Did the organization include an amount on Form 990, Part X, line 21? Yes No

b If "Yes," explain the arrangement in Part XIV

Part V Endowment Funds. Complete if the organization answered "Yes" to Form 990, Part IV, line 10.

|  | (a)Current Year | (b)Prior Year | (c)Two Years Back | (d)Three Years Back | (e)Four Years Back |
|--|-----------------|---------------|-------------------|---------------------|--------------------|
| 1a Beginning of year balance . . . . .                     | 307,009         | 307,009       |                   |                     |                    |
| b Contributions . . . . .                                  | 1,300           |               |                   |                     |                    |
| c Investment earnings or losses . . . . .                  |                 |               |                   |                     |                    |
| d Grants or scholarships . . . . .                         |                 |               |                   |                     |                    |
| e Other expenditures for facilities and programs . . . . . |                 |               |                   |                     |                    |
| f Administrative expenses . . . . .                        |                 |               |                   |                     |                    |
| g End of year balance . . . . .                            | 308,309         | 307,009       |                   |                     |                    |

2 Provide the estimated percentage of the year end balance held as

- Board designated or quasi-endowment ▶

15 000 %
- Permanent endowment ▶

54 000 %
- Term endowment ▶

31 000 %

3a Are there endowment funds not in the possession of the organization that are held and administered for the organization by

|   | Yes    | No |
|---|--------|----|
| (i) unrelated organizations . . . . .   | 3a(i)  | No |
| (ii) related organizations . . . . .  | 3a(ii) | No |
| b If "Yes" to 3a(ii), are the related organizations listed as required on Schedule R? . . . . . | 3b     |    |

4 Describe in Part XIV the intended uses of the organization's endowment funds

Part VI Land, Buildings, and Equipment. See Form 990, Part X, line 10.

| Description of property  | (a) Cost or other basis (investment) | (b)Cost or other basis (other) | (c) Accumulated depreciation | (d) Book value |
|--|--------------------------------------|--------------------------------|------------------------------|----------------|
| 1a Land . . . . .  |                                      |                                |                              |                |
| b Buildings . . . . .  |                                      |                                |                              |                |
| c Leasehold improvements . . . . .   |                                      |                                |                              |                |
| d Equipment . . . . .  |                                      |                                |                              |                |
| e Other . . . . .  |                                      |                                |                              |                |
| Total. Add lines 1a-1e (Column (d) should equal Form 990, Part X, column (B), line 10(c).) . . . . . |                                      |                                |                              | 0              |



**Part XI Reconciliation of Change in Net Assets from Form 990 to Financial Statements**

|           |   |           |         |
|-----------|---|-----------|---------|
| <b>1</b>  | Total revenue (Form 990, Part VIII, column (A), line 12)                        | <b>1</b>  | 183,904 |
| <b>2</b>  | Total expenses (Form 990, Part IX, column (A), line 25)                         | <b>2</b>  | 143,257 |
| <b>3</b>  | Excess or (deficit) for the year Subtract line 2 from line 1                    | <b>3</b>  | 40,647  |
| <b>4</b>  | Net unrealized gains (losses) on investments                                    | <b>4</b>  | -53,719 |
| <b>5</b>  | Donated services and use of facilities  | <b>5</b>  |         |
| <b>6</b>  | Investment expenses   | <b>6</b>  |         |
| <b>7</b>  | Prior period adjustments  | <b>7</b>  |         |
| <b>8</b>  | Other (Describe in Part XIV)  | <b>8</b>  |         |
| <b>9</b>  | Total adjustments (net) Add lines 4 - 8   | <b>9</b>  | -53,719 |
| <b>10</b> | Excess or (deficit) for the year per financial statements Combine lines 3 and 9 | <b>10</b> | -13,072 |

**Part XII Reconciliation of Revenue per Audited Financial Statements With Revenue per Return**

|          |   |           |         |
|----------|---|-----------|---------|
| <b>1</b> | Total revenue, gains, and other support per audited financial statements . . . . .                        | <b>1</b>  | 123,003 |
| <b>2</b> | Amounts included on line 1 but not on Form 990, Part VIII, line 12  |           |         |
| <b>a</b> | Net unrealized gains on investments . . . . .   | <b>2a</b> | -53,719 |
| <b>b</b> | Donated services and use of facilities . . . . .  | <b>2b</b> |         |
| <b>c</b> | Recoveries of prior year grants . . . . .   | <b>2c</b> |         |
| <b>d</b> | Other (Describe in Part XIV) . . . . .  | <b>2d</b> |         |
| <b>e</b> | Add lines <b>2a</b> through <b>2d</b> . . . . .   | <b>2e</b> | -53,719 |
| <b>3</b> | Subtract line <b>2e</b> from line <b>1</b> . . . . .  | <b>3</b>  | 176,722 |
| <b>4</b> | Amounts included on Form 990, Part VIII, line 12, but not on line <b>1</b>                                |           |         |
| <b>a</b> | Investment expenses not included on Form 990, Part VIII, line 7b . . . . .                                | <b>4a</b> | 7,182   |
| <b>b</b> | Other (Describe in Part XIV) . . . . .  | <b>4b</b> |         |
| <b>c</b> | Add lines <b>4a</b> and <b>4b</b> . . . . .   | <b>4c</b> | 7,182   |
| <b>5</b> | Total Revenue Add lines <b>3</b> and <b>4c</b> . (This should equal Form 990, Part I, line 12 ) . . . . . | <b>5</b>  | 183,904 |

**Part XIII Reconciliation of Expenses per Audited Financial Statements With Expenses per Return**

|          |  |           |         |
|----------|--|-----------|---------|
| <b>1</b> | Total expenses and losses per audited financial statements . . . . .                                       | <b>1</b>  | 136,075 |
| <b>2</b> | Amounts included on line 1 but not on Form 990, Part IX, line 25   |           |         |
| <b>a</b> | Donated services and use of facilities . . . . .   | <b>2a</b> |         |
| <b>b</b> | Prior year adjustments . . . . .   | <b>2b</b> |         |
| <b>c</b> | Other losses . . . . .   | <b>2c</b> |         |
| <b>d</b> | Other (Describe in Part XIV) . . . . .   | <b>2d</b> |         |
| <b>e</b> | Add lines <b>2a</b> through <b>2d</b> . . . . .  | <b>2e</b> | 0       |
| <b>3</b> | Subtract line <b>2e</b> from line <b>1</b> . . . . .   | <b>3</b>  | 136,075 |
| <b>4</b> | Amounts included on Form 990, Part IX, line 25, but not on line <b>1</b> :                                 |           |         |
| <b>a</b> | Investment expenses not included on Form 990, Part VIII, line 7b . . . . .                                 | <b>4a</b> | 7,182   |
| <b>b</b> | Other (Describe in Part XIV) . . . . .   | <b>4b</b> |         |
| <b>c</b> | Add lines <b>4a</b> and <b>4b</b> . . . . .  | <b>4c</b> | 7,182   |
| <b>5</b> | Total expenses Add lines <b>3</b> and <b>4c</b> . (This should equal Form 990, Part I, line 18 ) . . . . . | <b>5</b>  | 143,257 |

**Part XIV Supplemental Information**

Complete this part to provide the descriptions required for Part II, lines 3, 5, and 9, Part III, lines 1a and 4, Part IV, lines 1b and 2b, Part V, line 4, Part X, Part XI, line 8, Part XII, lines 2d and 4b, and Part XIII, lines 2d and 4b. Also complete this part to provide any additional information.

| Identifier | Return Reference | Explanation |
|------------|------------------|-------------|
|------------|------------------|-------------|

Additional Data

Software ID:

Software Version:

EIN: 23-7225358

Name: AMERICAN SOCIETY FOR LEGAL HISTORY INC

Form 990, Schedule D, Part VII - Investments— Other Securities

| (a) Description of security or cateory<br>(including name of security) | (b)Book value | (c) Method of valuation<br>Cost or end-of-year market value |
|--|---------------|---|
| BARCLAYS IPATH INDEX LKD   | 41,184        | F   |
| ISHARES S&P 500 INDEX  | 207,834       | F   |
| VANGUARD EMERGING MKTS ETF   | 99,079        | F   |
| VANGUARD EQ IND ALL WORLD  | 100,354       | F   |
| VANGUARD IND INTER TERM BOND   | 63,314        | F   |
| VANGUARD SCOTTSDALE MTG BACKED FUND                                    | 69,000        | F   |
| VANGUARD SM CAP ETF  | 80,748        | F   |
| VANGUARD SM CAP VALUE  | 68,373        | F   |
| VANGUARD IND REIT  | 45,530        | F   |
| VANGUARD LONG TERM BOND  | 32,664        | F   |
| ISHARES JPMORGAN EMERGING BDFD   | 28,206        | F   |
| ISHARES MSCI CDA INDEX   | 28,103        | F   |

Schedule I  
(Form 990)

Department of the Treasury  
Internal Revenue Service

Grants and Other Assistance to Organizations,  
Governments and Individuals in the United States

Complete if the organization answered "Yes," to Form 990, Part IV, line 21 or 22.  
▶ Attach to Form 990

OMB No 1545-0047

2011

Open to Public  
Inspection

Name of the organization  
AMERICAN SOCIETY FOR LEGAL HISTORY INC

Employer identification number  
23-7225358

Part I

General Information on Grants and Assistance

- 1

Does the organization maintain records to substantiate the amount of the grants or assistance, the grantees' eligibility for the grants or assistance, and the selection criteria used to award the grants or assistance? . . . . .

Yes

✓

No
- 2

Describe in Part IV the organization's procedures for monitoring the use of grant funds in the United States

Part II

Grants and Other Assistance to Governments and Organizations in the United States. Complete if the organization answered "Yes" to Form 990, Part IV, line 21 for any recipient that received more than \$5,000. Check this box if no one recipient received more than \$5,000. Use Part IV and Schedule I-1 (Form 990) if additional space is needed . . . . . ▶

| (a) Name and address of organization or government | (b) EIN | (c) IRC Code section if applicable | (d) Amount of cash grant | (e) Amount of non-cash assistance | (f) Method of valuation (book, FMV, appraisal, other) | (g) Description of non-cash assistance | (h) Purpose of grant or assistance |
|--|---------|------------------------------------|--------------------------|-----------------------------------|---|--|------------------------------------|
|  |         |                                    |                          |                                   |   |  |                                    |
|  |         |                                    |                          |                                   |   |  |                                    |
|  |         |                                    |                          |                                   |   |  |                                    |
|  |         |                                    |                          |                                   |   |  |                                    |
|  |         |                                    |                          |                                   |   |  |                                    |
|  |         |                                    |                          |                                   |   |  |                                    |
|  |         |                                    |                          |                                   |   |  |                                    |
|  |         |                                    |                          |                                   |   |  |                                    |
|  |         |                                    |                          |                                   |   |  |                                    |
|  |         |                                    |                          |                                   |   |  |                                    |
|  |         |                                    |                          |                                   |   |  |                                    |
|  |         |                                    |                          |                                   |   |  |                                    |
|  |         |                                    |                          |                                   |   |  |                                    |
|  |         |                                    |                          |                                   |   |  |                                    |
|  |         |                                    |                          |                                   |   |  |                                    |

2

Enter total number of section 501(c)(3) and government organizations listed in the line 1 table . . . . . ▶

3

Enter total number of other organizations listed in the line 1 table . . . . . ▶



Part IIIGrants and Other Assistance to Individuals in the United States. Complete if the organization answered "Yes" to Form 990, Part IV, line 22.  
Use Schedule I-1 (Form 990) if additional space is needed.

| (a)Type of grant or assistance    | (b)Number of recipients | (c)Amount of cash grant | (d)Amount of non-cash assistance | (e)Method of valuation (book, FMV, appraisal, other) | (f)Description of non-cash assistance |
|-----------------------------------|-------------------------|-------------------------|----------------------------------|--|---------------------------------------|
| (1) WILLARD HURST INSTITUTE AWARD | 1                       | 5,000                   | 0                                |  |                                       |
|                                   |                         |                         |                                  |  |                                       |
|                                   |                         |                         |                                  |  |                                       |
|                                   |                         |                         |                                  |  |                                       |
|                                   |                         |                         |                                  |  |                                       |
|                                   |                         |                         |                                  |  |                                       |
|                                   |                         |                         |                                  |  |                                       |

**SCHEDULE O**  
(Form 990 or 990-EZ)Department of the Treasury  
Internal Revenue Service**Supplemental Information to Form 990 or 990-EZ****Complete to provide information for responses to specific questions on  
Form 990 or to provide any additional information.**  
▶ **Attach to Form 990 or 990-EZ.**

OMB No 1545-0047

**2011****Open to Public  
Inspection**Name of the organization  
AMERICAN SOCIETY FOR LEGAL HISTORY INC**Employer identification number**

23-7225358

| Identifier                             | Return Reference                      | Explanation   |
|--|---------------------------------------|---|
|  | FORM 990, PART VI, SECTION A, LINE 6  | THE SOCIETY IS A MEMBER ORGANIZATION WHICH SEEKS TO FUTHER THE STUDY OF LEGAL HISTORY   |
|  | FORM 990, PART VI, SECTION A, LINE 7A | THE TREASURER AND THE FINANCE COMMITTEE ARE RESPONSIBLE FOR THE REVIEW OF THE FORM 990 PRIOR TO ITS FILING IN THE EVENT THAT THE FINANCE CANNOT COMPLETE ITS REVIEW PRIOR TO THE FILING, THE MEMBERS OF THE COMMITTEE HAVE THE OPTION TO OBTAIN AN EXTENSION OF THE FILING DATE OF THE RETURN OR REVIEW THE FORM AS SOON AS REASONABLY POSSIBLE WITH THE CHANGES, IF ANY, REPORTED IN AN AMENDED FILING |
|  | FORM 990, PART VI, SECTION B, LINE 11 | THE SOCIETY MAKES ALL OF ITS GOVERNING DOCUMENTS, POLICIES AND STATEMENTS AVAILABLE TO THE PUBLIC THROUGH ITS WEBSITE AT WWW.ASLH.NET   |
|  | FORM 990, PART VI, SECTION C, LINE 19 | THE SOCIETY MAKES ALL OF ITS GOVERNING DOCUMENTS, POLICIES AND STATEMENTS PUBLICLY AVAILABLE THROUGH ITS WEBSITE HTTP://WWW.ASLH.NET  |
| CHANGES IN NET ASSETS OR FUND BALANCES | FORM 990, PART XI, LINE 5             | NET UNREALIZED LOSSES ON INVESTMENTS -53,719  |

**AMERICAN SOCIETY FOR LEGAL HISTORY, INC.**

**FINANCIAL STATEMENTS  
AND  
ADDITIONAL INFORMATION**

**Year Ended December 31, 2011**

**WITH  
INDEPENDENT AUDITORS' REPORT**

**CONTENTS**

December 31, 2011

---

|   | <b>Page</b> |
|---|-------------|
| <b>INDEPENDENT AUDITORS' REPORT</b>                               | 1           |
| <b>FINANCIAL STATEMENTS</b>                                       |             |
| Statement of Financial Position                                   | 2           |
| Statement of Activities and Changes in Net Assets                 | 3           |
| Statement of Cash Flows   | 4           |
| Notes to Financial Statements                                     | 5 - 7       |
| <b>INDEPENDENT AUDITORS' REPORT<br/>ON ADDITIONAL INFORMATION</b> | 8           |
| <b>ADDITIONAL INFORMATION</b>                                     |             |
| Schedule I - Schedule of Functional Expenses                      | 9           |
| Schedule II - Schedule of Changes in Net Assets                   | 10          |



*KAHN HOFFMAN & HOCHMAN LLC*  
*A DIVISION OF RSSM LLP*  
*Certified Public Accountants & Profitability Consultants*

## **INDEPENDENT AUDITORS' REPORT**

To The Board of Directors of the  
American Society for Legal History, Inc.

We have audited the accompanying statement of financial position of the American Society for Legal History, Inc. (a nonprofit organization) as of December 31, 2011, and the related statements of activities and changes in net assets and cash flows for the year then ended. These financial statements are the responsibility of the organization's management. Our responsibility is to express an opinion on these financial statements based on our audit.

We conducted our audit in accordance with auditing standards generally accepted in the United States of American. Those standards require that we plan and perform the audit to obtain reasonable assurance about whether the financial statements are free of material misstatement. An audit also includes assessing the accounting principles used and significant estimates made by management, as well as evaluating the overall financial statement presentation. We believe that our audit provides a reasonable basis for our opinion.

In our opinion, the financial statements referred to above present fairly, in all material respects, the financial position of American Society for Legal History, Inc. as of December 31, 2011, and the changes in its net assets and its cash flows for the year then ended in conformity with accounting principles generally accepted in the United States of America.

*Kahn Hoffman & Hochman LLC*

CERTIFIED PUBLIC ACCOUNTANTS

New City, New York  
April 26, 2012

AMERICAN SOCIETY FOR LEGAL HISTORY, INC.

---

**STATEMENT OF FINANCIAL POSITION**

December 31, 2011

---

**Assets**

|                           |                   |
|---------------------------|-------------------|
| Cash and Cash Equivalents | \$ 90,227         |
| Investments               | <u>864,388</u>    |
|                           | <u>\$ 954,615</u> |

**Liabilities and Net Assets**

**Liabilities:**

|                  |                  |
|------------------|------------------|
| Accounts Payable | <u>\$ 31,562</u> |
|------------------|------------------|

**Net Assets:**

|                                  |                   |
|----------------------------------|-------------------|
| Unrestricted                     |                   |
| Operations                       | 351,184           |
| Designated                       | <u>86,599</u>     |
| Total Unrestricted Net Assets    | 437,783           |
| Temporarily Restricted           | 176,961           |
| Permanently Restricted           | <u>308,309</u>    |
| Total Net Assets                 | <u>923,053</u>    |
| Total Liabilities and Net Assets | <u>\$ 954,615</u> |

---

*See accompanying notes and independent auditors' report.*

AMERICAN SOCIETY FOR LEGAL HISTORY, INC.

STATEMENT OF ACTIVITIES AND CHANGES IN NET ASSETS

Year Ended December 31, 2011

|                             | Unrestricted |            | Restricted  |             |
|-----------------------------|--------------|------------|-------------|-------------|
|                             | Operations   | Designated | Temporarily | Permanently |
|                             |              |            |             |             |
| <b>Support and Revenue:</b> |              |            |             |             |
| Members Dues                | \$ 61,729    | \$ -       | \$ -        | \$ -        |
| Annual Meeting              | 54,397       | -          | -           | -           |
| Donations                   | 35,220       | -          | -           | 1,300       |
| Copyright Royalties         | 6,396        | -          | -           | -           |
| Investment Income (Loss)    | (12,698)     | (3,366)    | (20,325)    | -           |
| Other                       | 350          | -          | -           | -           |
|                             | 145,394      | (3,366)    | (20,325)    | 1,300       |
| Released from Restriction   | 2,454        | -          | (2,454)     | -           |
| Total Support and Revenue   | 147,848      | (3,366)    | (22,779)    | 1,300       |
|                             |              |            |             |             |
| <b>Expenditures:</b>        |              |            |             |             |
| Program:                    |              |            |             |             |
| Annual Meeting              | 101,215      | -          | -           | -           |
| Awards                      | 10,664       | -          | -           | -           |
| General and Administrative  | 24,196       | -          | -           | -           |
|                             | 136,075      | -          | -           | -           |
| Change in Net Assets        | 11,773       | (3,366)    | (22,779)    | 1,300       |
|                             |              |            |             |             |
| <b>Net Assets:</b>          |              |            |             |             |
| Beginning of Year           | 339,411      | 89,965     | 199,740     | 307,009     |
| End of Year                 | \$ 351,184   | \$ 86,599  | \$ 176,961  | \$ 308,309  |

See accompanying notes and independent auditors' report

**STATEMENT OF CASH FLOWS**

Year Ended December 31, 2011

---

**Cash Flows from Operating Activities:**

|  |                    |
|--|--------------------|
| Change in Net Assets   | <u>\$ (13,072)</u> |
| Adjustments to Reconcile Changes in Net<br>Assets to Net Cash Provided by<br>Operating Activities: |                    |
| Permanently Restricted Donations   | (1,300)            |
| Realized Gain on Sales of Investments  | (1,021)            |
| Unrealized Loss in Investments   | 53,719             |
| Change in Assets and Liabilities:  |                    |
| Accounts Payable   | <u>31,562</u>      |
| Total Adjustments  | <u>82,960</u>      |
| Net Cash Provided by Operating Activities  | <u>69,888</u>      |

**Cash Flows from Investing Activities:**

|  |                  |
|--|------------------|
| Proceeds from Sales of Investments     | 174,372          |
| Purchases of Investments               | <u>(222,848)</u> |
| Net Cash Used for Investing Activities | <u>(48,476)</u>  |

**Cash Flows from Financing Activities:**

|   |              |
|---|--------------|
| Permanently Restricted Donations        | <u>1,300</u> |
| Net Change in Cash and Cash Equivalents | 22,712       |

**Cash and Cash Equivalents:**

|                   |                         |
|-------------------|-------------------------|
| Beginning of Year | <u>67,515</u>           |
| End of Year       | <u><u>\$ 90,227</u></u> |

**Supplemental Disclosure of Cash Flow Information**

|                                |       |
|--------------------------------|-------|
| Cash Paid During the Year For: |       |
| Excise Taxes                   | \$ 35 |

---

*See accompanying notes and independent auditors' report*



## NOTES TO FINANCIAL STATEMENTS

December 31, 2011

---

### 1. Significant Accounting Policies

#### Nature of Business

The American Society for Legal History, Inc. (the "Society") was organized under the Membership Corporation Law of the State of New York in January 1959. The Society was formed for the furtherance of legal history. Said purpose includes, but is not limited to: fostering the increased study and teaching of the general history of law, providing a forum for the exchange of data and ideas, issuing publications, and the sponsoring of the occasional international congresses.

#### Basis of Presentation

The Society is required to report information regarding its financial position and activities according to three classes of net assets: unrestricted net assets, temporarily restricted net assets, and permanently restricted net assets.

Unrestricted - net assets received without donor imposed stipulations. Designated net assets are those where the use restriction is determined by the organization's board.

Temporarily restricted - net assets received with donor imposed time or purpose stipulations. When the stipulated time restriction ends or purpose is met, temporarily restricted net assets are reclassified to unrestricted net assets and reported in the statement of activities as net assets released from restrictions.

Permanently restricted - net assets received with donor imposed restrictions which cannot be met by either the passage of time or purpose. Investment earnings are classified based upon the donor's restrictions.

#### Contributions

Contributions are recorded as received and are classified as unrestricted, temporarily restricted or permanently restricted net assets depending on the existence or nature of any donor restrictions.

Contributions of donated noncash assets are recorded at their fair values in the period received.

#### Donated Services

Contributions of donated services that create or enhance nonfinancial assets or that require specialized skills, are provided by individuals possessing those skills, and would typically need to be purchased if not provided by donation, are recorded at their fair value in the period received.

#### Income Taxes

The Society was recognized as a tax-exempt organization under Section 501(c)(3) of the Internal Revenue Code in October, 1972. Therefore, no provision for federal or state income taxes has been included.

## NOTES TO FINANCIAL STATEMENTS

December 31, 2011

---

### Investments

The Society carries its investments at fair value with unrealized gains and losses included in the statement of activities. Dividends and interest income are accrued as earned. Realized gains and losses are determined on a specific identification basis.

### Fair Value Measurements

The Financial Accounting Standards Board established a framework for measuring the fair value of assets and liabilities. That framework provides a fair value hierarchy that prioritizes the inputs to valuation techniques used to measure fair value. The hierarchy gives the highest priority (Level 1) to unadjusted quoted prices in active markets for identical assets or liabilities and the lowest priority (Level 3) to unobservable inputs. The framework established the use of similar assets or liabilities in active markets, identical assets or liabilities in inactive markets, and observable, non-quoted prices as Level 2 in the hierarchy. As of December 31, 2011, the fair value of the Society's investments was determined using Level 1 inputs.

### Functional Allocation of Expenses

Costs of providing the various programs and activities have been summarized on a functional basis in the statement of activities. Certain costs may have been allocated among the programs and supporting services benefitted.

### Cash and Cash Equivalents

For purposes of reporting cash flows, the Society considers all short-term highly liquid investments with maturities of three months or less, at date of acquisition, to be cash equivalents.

### Use of Estimates

The preparation of financial statements in conformity with generally accepted accounting principles requires management to make estimates and assumptions that affect the reported amounts of assets and liabilities and disclosure on contingent assets and liabilities at the date of the financial statements and the reported amounts of revenues and expense during the reporting period. Actual results could differ from those estimates.

### Subsequent Events

Accounting principles generally accepted in the United States require the accounting for and disclosure of events that occur after the statement of financial position date but before financial statements are issued or are available to be issued based on management's evaluation of events. Management has conducted a review of events subsequent to year end through April 26, 2012, the date the financial statements were available to be issued, and has determined that no disclosures are required.

## NOTES TO FINANCIAL STATEMENTS

December 31, 2011

**2. Investments**

As of December 31, 2011, the Society's investments were classified as trading securities and were as follows:

|                      | Cost       | Gross Unrealized |           | Fair Value |
|----------------------|------------|------------------|-----------|------------|
|                      |            | Gains            | Losses    |            |
| Current Mutual Funds | \$ 867,279 | \$ 27,574        | \$ 30,465 | \$ 864,388 |

The investments in mutual funds and exchange traded funds are valued at the net asset value of shares held by the Society at close of business on the date of the statement of financial position.

None of the unrealized investments losses existed at the beginning of the year and are considered to be temporary.

The reconciliation of the net change in the investments is as follows:

|                                | Cost Basis | Fair Value | Change      |
|--------------------------------|------------|------------|-------------|
| End of Year                    | \$ 867,279 | \$ 864,388 | \$ (2,891)  |
| Beginning of Year              | \$ 817,782 | \$ 868,610 | 50,828      |
| Unrealized Gains (Losses), net |            |            | (53,719)    |
| Realized Gains (Losses), net   |            |            | 1,021       |
| Net Change                     |            |            | \$ (52,698) |

Investment income (loss) was comprised of the following:

|                               |             |
|-------------------------------|-------------|
| Net Realized and Unrealized   |             |
| Gains (Losses) on Investments | \$ (52,698) |
| Dividends and Interest        | 23,491      |
| Investment Advisory Fees      | (7,182)     |
|                               | \$ (36,389) |

**3. Temporarily Restricted Net Assets**

As of December 31, 2011, temporarily restricted net assets consisted of the following:

|  |            |
|--|------------|
| Joseph Smith Fund                        | \$ 62,894  |
| Thomas A. & Ruth B. Green Endowment Fund | 83,187     |
| Subventions                              | 5,929      |
| Book Publishing Fund                     | 14,738     |
| Paul Murphy Fund                         | 8,180      |
| John Philip Reid Book Fund               | 561        |
| Kitty Preyer Fund                        | 339        |
| 106 Life & Honorary Memberships          | 27         |
| Sutherland Fund                          | 1,107      |
|  | \$ 176,961 |

**Permanently Restricted Net Assets**

As of December 31, 2011, permanently restricted net assets consisted of the following:

|                       |            |
|-----------------------|------------|
| Annual Meeting        | \$ 2,000   |
| John Philip Reid Book | 46,454     |
| Kitty Preyer Award    | 36,692     |
| 106 Life & Honorary   | 212,003    |
| Sutherland            | 19,863     |
|                       | \$ 316,912 |



*KAHN HOFFMAN & HOCHMAN LLC*  
*A DIVISION OF RSSM LLP*  
*Certified Public Accountants & Profitability Consultants*

## **INDEPENDENT AUDITORS' REPORT ON ADDITIONAL INFORMATION**

To the Board of Directors of the  
American Society for Legal History, Inc.

We have audited the financial statements of the American Society for Legal History, Inc. as of and for the year ended December 31, 2011, and have issued our report thereon dated April 26, 2012, which contained an unqualified opinion on those financial statements. Our audit was performed for the purpose of forming an opinion on the financial statements as a whole. The schedules of functional expenses and changes in net assets are presented for the purpose of additional analysis and are not a required part of the financial statements. Such information is the responsibility of management and was derived from and relates directly to the underlying accounting and other records used to prepare the financial statements. The information has been subjected to the auditing procedures applied in the audit of the financial statements and certain additional procedures, including comparing and reconciling such information directly to the underlying accounting and other records used to prepare the financial statements or to the financial statements themselves, and other additional procedures in accordance with auditing standards generally accepted in the United States of America. In our opinion, the information is fairly stated in all material respects in relation to the financial statements as a whole.

*Kahn Hoffman & Hochman LLC*

CERTIFIED PUBLIC ACCOUNTANTS

New City, New York  
April 26, 2012

AMERICAN SOCIETY FOR LEGAL HISTORY, INC.

ADDITIONAL INFORMATION

Year Ended December 31, 2011

Schedule I – Schedule of Functional Expenses

|                               | Program           |           |            | General and<br>Administrative | Total      |
|-------------------------------|-------------------|-----------|------------|-------------------------------|------------|
|                               | Annual<br>Meeting | Awards    | Total      |                               |            |
| Plenary Session and Reception | \$ 27,475         | \$ -      | \$ 27,475  | \$ -                          | \$ 27,475  |
| Conference                    | 66,629            | -         | 66,629     | 15,000                        | 81,629     |
| Annual Meeting Dinner         | 2,525             | -         | 2,525      | -                             | 2,525      |
| Awards                        | 1,591             | 10,664    | 12,255     | 0                             | 12,255     |
| Travel                        | 2,143             | -         | 2,143      | 376                           | 2,519      |
| Office Supplies and Expenses  | -                 | -         | -          | 3,877                         | 3,877      |
| Insurance                     | 207               | -         | 207        | 3,486                         | 3,693      |
| Member Services               | -                 | -         | -          | 725                           | 725        |
| Bank Charges                  | 280               | -         | 280        | 697                           | 977        |
| Miscellaneous                 | 365               | -         | 365        | -                             | 365        |
| Excise Taxes                  | -                 | -         | -          | 35                            | 35         |
|                               | \$ 101,215        | \$ 10,664 | \$ 111,879 | \$ 24,196                     | \$ 136,075 |

See accompanying independent auditors' report on additional information.

KAHN HOFFMAN & HOCHMAN LLP  
A DIVISION OF ROSEN SEYMOUR SHAFER MARTIN & COMPANY LLP  
Certified Public Accountants

AMERICAN SOCIETY FOR LEGAL HISTORY, INC.

**ADDITIONAL INFORMATION**

Year Ended December 31, 2011

**Schedule II – Schedule of Changes in Net Assets**

|                          | Dues      | Donations | Investment Income (Loss) | Other Income | Transfers   | Total Support and Revenue | Expenses   | Change in Net Assets | Net Assets Beginning of Year | Net Assets End of Year |
|--------------------------|-----------|-----------|--------------------------|--------------|-------------|---------------------------|------------|----------------------|------------------------------|------------------------|
| Unrestricted             |           |           |                          |              |             |                           |            |                      |                              |                        |
| Operations               | \$ 61,729 | \$ -      | \$ (12,698)              | \$ 6,746     | \$ (12,894) | \$ 42,883                 | \$ 31,110  | \$ 11,773            | \$ 339,411                   | \$ 351,184             |
| Designated               | -         | -         | (3,366)                  | -            | -           | (3,366)                   | -          | (3,366)              | 89,965                       | 86,599                 |
|                          | 61,729    | -         | (16,064)                 | 6,746        | (12,894)    | 39,517                    | 31,110     | 8,407                | 429,376                      | 437,783                |
| Temporarily Restricted   |           |           |                          |              |             |                           |            |                      |                              |                        |
| Joseph Smith             | -         | -         | (2,444)                  | -            | -           | (2,444)                   | -          | (2,444)              | 65,338                       | 62,894                 |
| Thomas A & Ruth B. Green | -         | -         | (3,233)                  | -            | -           | (3,233)                   | -          | (3,233)              | 86,420                       | 83,187                 |
| Subventions              | -         | -         | (230)                    | -            | -           | (230)                     | -          | (230)                | 6,159                        | 5,929                  |
| Book Publishing Program  | -         | -         | (573)                    | -            | -           | (573)                     | -          | (573)                | 15,311                       | 14,738                 |
| Paul Murphy              | -         | -         | (318)                    | -            | -           | (318)                     | -          | (318)                | 8,498                        | 8,180                  |
| Annual Meeting           | -         | 35,220    | (1,408)                  | 54,397       | 12,894      | 101,103                   | 101,215    | (112)                | 112                          | -                      |
| John Philip Reid Book    | -         | -         | (1,924)                  | -            | -           | (1,924)                   | 2,500      | (4,424)              | 4,985                        | 561                    |
| Kitty Preyer Award       | -         | -         | (1,468)                  | -            | -           | (1,468)                   | 750        | (2,218)              | 2,556                        | 338                    |
| 106 Life & Honorary      | -         | -         | (8,241)                  | -            | -           | (8,241)                   | -          | (8,241)              | 8,268                        | 27                     |
| Sutherland               | -         | -         | (486)                    | -            | -           | (486)                     | 500        | (986)                | 2,093                        | 1,107                  |
|                          | -         | 35,220    | (20,325)                 | 54,397       | 12,894      | 82,186                    | 104,965    | (22,779)             | 199,740                      | 176,961                |
| Permanently Restricted   |           |           |                          |              |             |                           |            |                      |                              |                        |
| Annual Meeting           | -         | 1,300     | -                        | -            | -           | 1,300                     | -          | 1,300                | 1,000                        | 2,300                  |
| John Philip Reid Book    | -         | -         | -                        | -            | -           | -                         | -          | -                    | 46,454                       | 46,454                 |
| Kitty Preyer Award       | -         | -         | -                        | -            | -           | -                         | -          | -                    | 36,692                       | 36,692                 |
| 106 Life & Honorary      | -         | -         | -                        | -            | -           | -                         | -          | -                    | 212,000                      | 212,000                |
| Sutherland               | -         | -         | -                        | -            | -           | -                         | -          | -                    | 10,863                       | 10,863                 |
|                          | -         | 1,300     | -                        | -            | -           | 1,300                     | -          | 1,300                | 307,009                      | 308,309                |
|                          | \$ 61,729 | \$ 36,520 | \$ (36,389)              | \$ 61,143    | \$ -        | \$ 123,003                | \$ 136,075 | \$ (13,072)          | \$ 936,125                   | \$ 923,053             |

See accompanying independent auditors' report on additional information

KARIN HOFFMAN & HOCHMAN LLC  
A DIVISION OF ROSEN SEYMOUR SHAPIRO MARTIN & COMPANY LLP  
Certified Public Accountants