



See a Social Security Number? Say Something!  
Report Privacy Problems to <https://public.resource.org/privacy>  
Or call the IRS Identity Theft Hotline at 1-800-908-4490



Return of Private Foundation  
or Section 4947(a)(1) Nonexempt Charitable Trust  
Treated as a Private Foundation

2011

Note. The foundation may be able to use a copy of this return to satisfy state reporting requirements

For calendar year 2011 or tax year beginning

, and ending

|   |  |  |
|---|--|--|
| Name of foundation<br><b>JOHN F. AND MARY A. GEISSE FOUNDATION</b>  |  | A Employer identification number<br><b>23-7049780</b>  |
| Number and street (or P.O. box number if mail is not delivered to street address)<br><b>38050 JACKSON ROAD</b>  | Room/suite   | B Telephone number<br><b>440.893.9458</b>  |
| City or town, state, and ZIP code<br><b>CHAGRIN FALLS, OH 44022</b>   |  | C If exemption application is pending, check here <input type="checkbox"/>   |
| G Check all that apply: <input type="checkbox"/> Initial return <input type="checkbox"/> Initial return of a former public charity<br><input type="checkbox"/> Final return <input type="checkbox"/> Amended return<br><input type="checkbox"/> Address change <input type="checkbox"/> Name change |  | D 1. Foreign organizations, check here <input type="checkbox"/><br>Foreign organizations meeting the 85% test, 2. check here and attach computation <input type="checkbox"/> |
| H Check type of organization <input checked="" type="checkbox"/> Section 501(c)(3) exempt private foundation<br><input type="checkbox"/> Section 4947(a)(1) nonexempt charitable trust <input type="checkbox"/> Other taxable private foundation  |  | E If private foundation status was terminated under section 507(b)(1)(A), check here <input type="checkbox"/>  |
| I Fair market value of all assets at end of year (from Part II, col. (c), line 16)<br><b>\$ 9,616,578.</b> (Part I, column (d) must be on cash basis.)  | J Accounting method: <input checked="" type="checkbox"/> Cash <input type="checkbox"/> Accrual<br><input type="checkbox"/> Other (specify) | F If the foundation is in a 60-month termination under section 507(b)(1)(B), check here <input type="checkbox"/>   |

| Part I Analysis of Revenue and Expenses<br>(The total of amounts in columns (b), (c), and (d) may not necessarily equal the amounts in column (a)) |  | (a) Revenue and expenses per books | (b) Net investment income | (c) Adjusted net income | (d) Disbursements for charitable purposes (cash basis only) |
|--|--|------------------------------------|---------------------------|-------------------------|---|
| 1 Contributions, gifts, grants, etc., received   |  |                                    |                           | N/A                     |   |
| 2 Check <input checked="" type="checkbox"/> if the foundation is not required to attach Sch. B   |  |                                    |                           |                         |   |
| 3 Interest on savings and temporary cash investments   |  | 61,362.                            | 61,362.                   |                         | STATEMENT 1   |
| 4 Dividends and interest from securities   |  | 138,567.                           | 138,567.                  |                         | STATEMENT 2   |
| 5a Gross rents   |  |                                    |                           |                         |   |
| b Net rental income or (loss)  |  |                                    |                           |                         |   |
| 6a Net gain or (loss) from sale of assets not on line 10   |  | 288,325.                           |                           |                         |   |
| b Gross sales price for all assets on line 6a  |  | 1,837,090.                         |                           |                         |   |
| 7 Capital gain net income (from Part IV, line 2)   |  |                                    | 288,325.                  |                         |   |
| 8 Net short-term capital gain  |  |                                    |                           |                         |   |
| 9 Income modifications   |  |                                    |                           |                         |   |
| 10a Gross sales less returns and allowances  |  |                                    |                           |                         |   |
| b Less Cost of goods sold  |  |                                    |                           |                         |   |
| c Gross profit or (loss)   |  |                                    |                           |                         |   |
| 11 Other income  |  | 2,474.                             | 2,474.                    |                         | STATEMENT 3   |
| 12 Total. Add lines 1 through 11   |  | 490,728.                           | 490,728.                  |                         |   |
| 13 Compensation of officers, directors, trustees, etc.   |  | 71,281.                            | 24,948.                   |                         | 46,333.   |
| 14 Other employee salaries and wages   |  |                                    |                           |                         |   |
| 15 Pension plans, employee benefits  |  | 8,574.                             | 3,001.                    |                         | 5,573.  |
| 16a Legal fees   |  |                                    |                           |                         |   |
| b Accounting fees  |  | 3,750.                             | 0.                        |                         | 3,750.  |
| c Other professional fees  |  | 37,022.                            | 37,022.                   |                         | 0.  |
| 17 Interest  |  | 6,817.                             | 6,817.                    |                         | 0.  |
| 18 Taxes   |  | 5,054.                             | 1,370.                    |                         | 0.  |
| 19 Depreciation and depletion  |  |                                    |                           |                         |   |
| 20 Occupancy   |  |                                    |                           |                         |   |
| 21 Travel, conferences, and meetings   |  | 4,906.                             | 0.                        |                         | 4,906.  |
| 22 Printing and publications   |  |                                    |                           |                         |   |
| 23 Other expenses  |  | 3,317.                             | 0.                        |                         | 3,317.  |
| 24 Total operating and administrative expenses. Add lines 13 through 23  |  | 140,721.                           | 73,158.                   |                         | 63,879.   |
| 25 Contributions, gifts, grants paid   |  | 767,797.                           |                           |                         | 767,797.  |
| 26 Total expenses and disbursements. Add lines 24 and 25   |  | 908,518.                           | 73,158.                   |                         | 831,676.  |
| 27 Subtract line 26 from line 12   |  | -417,790.                          |                           |                         |   |
| a Excess of revenue over expenses and disbursements  |  |                                    | 417,570.                  |                         |   |
| b Net investment income (if negative, enter -0-)   |  |                                    |                           |                         |   |
| c Adjusted net income (if negative, enter -0-)   |  |                                    |                           | N/A                     |   |

**Part II Balance Sheets**

Attached schedules and amounts in the description column should be for end-of-year amounts only

|   |   | Beginning of year | End of year    |                       |
|---|---|-------------------|----------------|-----------------------|
|   |   | (a) Book Value    | (b) Book Value | (c) Fair Market Value |
| <b>Assets</b>   | 1 Cash - non-interest-bearing   |                   |                |                       |
|   | 2 Savings and temporary cash investments  | 1,233,467.        | 531,780.       | 531,780.              |
|   | 3 Accounts receivable ▶   |                   |                |                       |
|   | Less: allowance for doubtful accounts ▶   |                   |                |                       |
|   | 4 Pledges receivable ▶  |                   |                |                       |
|   | Less: allowance for doubtful accounts ▶   |                   |                |                       |
|   | 5 Grants receivable   |                   |                |                       |
|   | 6 Receivables due from officers, directors, trustees, and other disqualified persons      |                   |                |                       |
|   | 7 Other notes and loans receivable ▶  |                   |                |                       |
|   | Less: allowance for doubtful accounts ▶   |                   |                |                       |
|   | 8 Inventories for sale or use   |                   |                |                       |
|   | 9 Prepaid expenses and deferred charges   |                   |                |                       |
|   | 10a Investments - U S and state government obligations                                    |                   |                |                       |
|   | b Investments - corporate stock STMT 9  | 5,722,232.        | 5,537,048.     | 6,537,503.            |
|   | c Investments - corporate bonds STMT 10   | 100,000.          | 585,240.       | 582,223.              |
| 11 Investments - land, buildings, and equipment basis ▶ |   |                   |                |                       |
| Less: accumulated depreciation ▶                        |   |                   |                |                       |
| 12 Investments - mortgage loans                         |   |                   |                |                       |
| 13 Investments - other STMT 11                          | 485,417.  | 460,680.          | 460,680.       |                       |
| 14 Land, buildings, and equipment basis ▶               |   |                   |                |                       |
| Less: accumulated depreciation ▶                        |   |                   |                |                       |
| 15 Other assets (describe ▶ STATEMENT 12)               | 1,383,205.  | 1,504,392.        | 1,504,392.     |                       |
| 16 Total assets (to be completed by all filers)         | 8,924,321.  | 8,619,140.        | 9,616,578.     |                       |
| <b>Liabilities</b>                                      | 17 Accounts payable and accrued expenses ..   |                   |                |                       |
|   | 18 Grants payable   |                   |                |                       |
|   | 19 Deferred revenue   |                   |                |                       |
|   | 20 Loans from officers, directors, trustees, and other disqualified persons               |                   |                |                       |
|   | 21 Mortgages and other notes payable  |                   |                |                       |
|   | 22 Other liabilities (describe ▶)   |                   |                |                       |
|   | 23 Total liabilities (add lines 17 through 22)  | 0.                | 0.             |                       |
| <b>Net Assets or Fund Balances</b>                      | Foundations that follow SFAS 117, check here ▶ <input type="checkbox"/>                   |                   |                |                       |
|   | 24 Unrestricted   |                   |                |                       |
|   | 25 Temporarily restricted   |                   |                |                       |
|   | 26 Permanently restricted   |                   |                |                       |
|   | Foundations that do not follow SFAS 117, check here ▶ <input checked="" type="checkbox"/> |                   |                |                       |
|   | 27 Capital stock, trust principal, or current funds                                       | 0.                | 0.             |                       |
|   | 28 Paid-in or capital surplus, or land, bldg, and equipment fund                          | 0.                | 0.             |                       |
|   | 29 Retained earnings, accumulated income, endowment, or other funds                       | 8,924,321.        | 8,619,140.     |                       |
|   | 30 Total net assets or fund balances  | 8,924,321.        | 8,619,140.     |                       |
| 31 Total liabilities and net assets/fund balances       | 8,924,321.  | 8,619,140.        |                |                       |

**Part III Analysis of Changes in Net Assets or Fund Balances**

|   |   |            |
|---|---|------------|
| 1 Total net assets or fund balances at beginning of year - Part II, column (a), line 30<br>(must agree with end-of-year figure reported on prior year's return) | 1 | 8,924,321. |
| 2 Enter amount from Part I, line 27a  | 2 | -417,790.  |
| 3 Other increases not included in line 2 (itemize) ▶ SEE STATEMENT 8  | 3 | 112,609.   |
| 4 Add lines 1, 2, and 3   | 4 | 8,619,140. |
| 5 Decreases not included in line 2 (itemize) ▶  | 5 | 0.         |
| 6 Total net assets or fund balances at end of year (line 4 minus line 5) - Part II, column (b), line 30   | 6 | 8,619,140. |

Form 990-PF (2011)

**Part IV Capital Gains and Losses for Tax on Investment Income**

| (a) List and describe the kind(s) of property sold (e.g., real estate, 2-story brick warehouse, or common stock, 200 shs MLC Co.) |  | (b) How acquired<br>P - Purchase<br>D - Donation | (c) Date acquired<br>(mo., day, yr.)  | (d) Date sold<br>(mo., day, yr.) |
|---|--|--|---|----------------------------------|
| 1a  |  |  |   |                                  |
| b SEE ATTACHED STATEMENT  |  |  |   |                                  |
| c   |  |  |   |                                  |
| d   |  |  |   |                                  |
| e   |  |  |   |                                  |
| (e) Gross sales price   | (f) Depreciation allowed<br>(or allowable) | (g) Cost or other basis<br>plus expense of sale  | (h) Gain or (loss)<br>(e) plus (f) minus (g)  |                                  |
| a   |  |  |   |                                  |
| b   |  |  |   |                                  |
| c   |  |  |   |                                  |
| d   |  |  |   |                                  |
| e 1,837,090.  |  | 1,548,765.                                       | 288,325.  |                                  |
| Complete only for assets showing gain in column (h) and owned by the foundation on 12/31/69                                       |  |  | (i) Gains (Col. (h) gain minus<br>col. (k), but not less than -0-) or<br>Losses (from col. (h)) |                                  |
| (l) FMV as of 12/31/69  | (j) Adjusted basis<br>as of 12/31/69       | (k) Excess of col. (i)<br>over col. (j), if any  |   |                                  |
| a   |  |  |   |                                  |
| b   |  |  |   |                                  |
| c   |  |  |   |                                  |
| d   |  |  |   |                                  |
| e   |  |  | 288,325.  |                                  |
| 2 Capital gain net income or (net capital loss)   |  | 2  |   | 288,325.                         |
| 3 Net short-term capital gain or (loss) as defined in sections 1222(5) and (6)  |  | 3  |   | N/A                              |

**Part V Qualification Under Section 4940(e) for Reduced Tax on Net Investment Income**

(For optional use by domestic private foundations subject to the section 4940(a) tax on net investment income.)

If section 4940(d)(2) applies, leave this part blank.

Was the foundation liable for the section 4942 tax on the distributable amount of any year in the base period?

☐ Yes ☒ No

If "Yes," the foundation does not qualify under section 4940(e). Do not complete this part.

1 Enter the appropriate amount in each column for each year, see instructions before making any entries.

| (a)<br>Base period years<br>Calendar year (or tax year beginning in)   | (b)<br>Adjusted qualifying distributions | (c)<br>Net value of noncharitable-use assets | (d)<br>Distribution ratio<br>(col. (b) divided by col. (c)) |
|--|--|--|---|
| 2010   | 1,172,901.                               | 8,370,610.                                   | .140121   |
| 2009   | 1,236,394.                               | 8,127,285.                                   | .152129   |
| 2008   | 2,074,819.                               | 11,679,609.                                  | .177645   |
| 2007   | 1,164,103.                               | 14,529,634.                                  | .080119   |
| 2006   | 1,046,184.                               | 13,459,136.                                  | .077730   |
| 2 Total of line 1, column (d)  |  |  | .627744   |
| 3 Average distribution ratio for the 5-year base period - divide the total on line 2 by 5, or by the number of years the foundation has been in existence if less than 5 years |  |  | .125549   |
| 4 Enter the net value of noncharitable-use assets for 2011 from Part X, line 5   |  |  | 8,468,847.  |
| 5 Multiply line 4 by line 3  |  |  | 1,063,255.  |
| 6 Enter 1% of net investment income (1% of Part I, line 27b)   |  |  | 4,176.  |
| 7 Add lines 5 and 6  |  |  | 1,067,431.  |
| 8 Enter qualifying distributions from Part XII, line 4   |  |  | 994,676.  |

If line 8 is equal to or greater than line 7, check the box in Part VI, line 1b, and complete that part using a 1% tax rate.  
See the Part VI instructions

**Part VI Excise Tax Based on Investment Income (Section 4940(a), 4940(b), 4940(e), or 4948 - see instructions)**

|   |           |    |        |
|---|-----------|----|--------|
| 1a Exempt operating foundations described in section 4940(d)(2), check here <input type="checkbox"/> and enter "N/A" on line 1<br>Date of ruling or determination letter: _____ (attach copy of letter if necessary-see instructions) |           | 1  | 8,351. |
| b Domestic foundations that meet the section 4940(e) requirements in Part V, check here <input type="checkbox"/> and enter 1% of Part I, line 27b   |           |    |        |
| c All other domestic foundations enter 2% of line 27b. Exempt foreign organizations enter 4% of Part I, line 12, col (b)  |           | 2  | 0.     |
| 2 Tax under section 511 (domestic section 4947(a)(1) trusts and taxable foundations only. Others enter -0-)   |           | 3  | 8,351. |
| 3 Add lines 1 and 2   |           | 4  | 0.     |
| 4 Subtitle A (income) tax (domestic section 4947(a)(1) trusts and taxable foundations only. Others enter -0-)   |           | 5  | 8,351. |
| 5 Tax based on investment income. Subtract line 4 from line 3. If zero or less, enter -0-   |           |    |        |
| 6 Credits/Payments  |           |    |        |
| a 2011 estimated tax payments and 2010 overpayment credited to 2011   | 6a 3,160. | 7  | 5,760. |
| b Exempt foreign organizations - tax withheld at source   | 6b        | 8  | 19.    |
| c Tax paid with application for extension of time to file (Form 8868)   | 6c 2,600. | 9  | 2,610. |
| d Backup withholding erroneously withheld   | 6d        | 10 |        |
| 7 Total credits and payments. Add lines 6a through 6d   |           | 11 |        |
| 8 Enter any penalty for underpayment of estimated tax. Check here <input type="checkbox"/> if Form 2220 is attached   |           |    |        |
| 9 Tax due. If the total of lines 5 and 8 is more than line 7, enter amount owed   |           |    |        |
| 10 Overpayment. If line 7 is more than the total of lines 5 and 8, enter the amount overpaid  |           |    |        |
| 11 Enter the amount of line 10 to be credited to 2012 estimated tax   | Refunded  |    |        |

**Part VII-A Statements Regarding Activities**

|   | Yes | No |
|---|-----|----|
| 1a During the tax year, did the foundation attempt to influence any national, state, or local legislation or did it participate or intervene in any political campaign?   |     | X  |
| b Did it spend more than \$100 during the year (either directly or indirectly) for political purposes (see instructions for definition)?<br>If the answer is "Yes" to 1a or 1b, attach a detailed description of the activities and copies of any materials published or distributed by the foundation in connection with the activities. |     | X  |
| c Did the foundation file Form 1120-POL for this year?  |     | X  |
| d Enter the amount (if any) of tax on political expenditures (section 4955) imposed during the year:<br>(1) On the foundation <input type="checkbox"/> \$ 0. (2) On foundation managers <input type="checkbox"/> \$ 0.  |     |    |
| e Enter the reimbursement (if any) paid by the foundation during the year for political expenditure tax imposed on foundation managers <input type="checkbox"/> \$ 0.   |     |    |
| 2 Has the foundation engaged in any activities that have not previously been reported to the IRS?<br>If "Yes," attach a detailed description of the activities.   |     | X  |
| 3 Has the foundation made any changes, not previously reported to the IRS, in its governing instrument, articles of incorporation, or bylaws, or other similar instruments? If "Yes," attach a conformed copy of the changes  |     | X  |
| 4a Did the foundation have unrelated business gross income of \$1,000 or more during the year?  |     | X  |
| b If "Yes," has it filed a tax return on Form 990-T for this year?  |     |    |
| 5 Was there a liquidation, termination, dissolution, or substantial contraction during the year?<br>If "Yes," attach the statement required by General Instruction T.   |     | X  |
| 6 Are the requirements of section 508(e) (relating to sections 4941 through 4945) satisfied either:<br>• By language in the governing instrument, or<br>• By state legislation that effectively amends the governing instrument so that no mandatory directions that conflict with the state law remain in the governing instrument?      | X   |    |
| 7 Did the foundation have at least \$5,000 in assets at any time during the year?<br>If "Yes," complete Part II, col. (c), and Part XV.   | X   |    |
| 8a Enter the states to which the foundation reports or with which it is registered (see instructions) <input type="checkbox"/> OH   |     |    |
| b If the answer is "Yes" to line 7, has the foundation furnished a copy of Form 990-PF to the Attorney General (or designate) of each state as required by General Instruction G? If "No," attach explanation   | X   |    |
| 9 Is the foundation claiming status as a private operating foundation within the meaning of section 4942(j)(3) or 4942(j)(5) for calendar year 2011 or the taxable year beginning in 2011 (see instructions for Part XIV)? If "Yes," complete Part XIV  |     | X  |
| 10 Did any persons become substantial contributors during the tax year? If "Yes," attach a schedule listing their names and addresses   |     | X  |

N/A

**Part VII-A Statements Regarding Activities** (continued)

|    |   |    |     |         |
|----|---|----|-----|---------|
| 11 | At any time during the year, did the foundation, directly or indirectly, own a controlled entity within the meaning of section 512(b)(13)? If "Yes," attach schedule (see instructions)   | 11 |     | X       |
| 12 | Did the foundation make a distribution to a donor advised fund over which the foundation or a disqualified person had advisory privileges? If "Yes," attach statement (see instructions)  | 12 |     | X       |
| 13 | Did the foundation comply with the public inspection requirements for its annual returns and exemption application?<br>Website address ► N/A  | 13 | X   |         |
| 14 | The books are in care of ► TIMOTHY F. GEISSE Telephone no ► 216.906.9891<br>Located at ► 38050 JACKSON ROAD, CHAGRIN FALLS, OH ZIP+4 ► 44022  |    |     |         |
| 15 | Section 4947(a)(1) nonexempt charitable trusts filing Form 990-PF in lieu of Form 1041 - Check here and enter the amount of tax-exempt interest received or accrued during the year<br>► 15 N/A   |    |     |         |
| 16 | At any time during calendar year 2011, did the foundation have an interest in or a signature or other authority over a bank, securities, or other financial account in a foreign country?<br>See the instructions for exceptions and filing requirements for Form TD F 90-22.1. If "Yes," enter the name of the foreign country ► | 16 | Yes | No<br>X |

**Part VII-B Statements Regarding Activities for Which Form 4720 May Be Required**

File Form 4720 if any item is checked in the "Yes" column, unless an exception applies.

|   | Yes   | No |
|---|---|----|
| 1a During the year did the foundation (either directly or indirectly)   |   |    |
| (1) Engage in the sale or exchange, or leasing of property with a disqualified person?  | <input type="checkbox"/> Yes <input checked="" type="checkbox"/> No |    |
| (2) Borrow money from, lend money to, or otherwise extend credit to (or accept it from) a disqualified person?  | <input type="checkbox"/> Yes <input checked="" type="checkbox"/> No |    |
| (3) Furnish goods, services, or facilities to (or accept them from) a disqualified person?  | <input type="checkbox"/> Yes <input checked="" type="checkbox"/> No |    |
| (4) Pay compensation to, or pay or reimburse the expenses of, a disqualified person?  | <input checked="" type="checkbox"/> Yes <input type="checkbox"/> No |    |
| (5) Transfer any income or assets to a disqualified person (or make any of either available for the benefit or use of a disqualified person)?   | <input type="checkbox"/> Yes <input checked="" type="checkbox"/> No |    |
| (6) Agree to pay money or property to a government official? (Exception. Check "No" if the foundation agreed to make a grant to or to employ the official for a period after termination of government service, if terminating within 90 days)  | <input type="checkbox"/> Yes <input checked="" type="checkbox"/> No |    |
| b If any answer is "Yes" to 1a(1)-(6), did any of the acts fail to qualify under the exceptions described in Regulations section 53.4941(d)-3 or in a current notice regarding disaster assistance (see instructions)?<br>Organizations relying on a current notice regarding disaster assistance check here ► <input type="checkbox"/>   | 1b  | X  |
| c Did the foundation engage in a prior year in any of the acts described in 1a, other than excepted acts, that were not corrected before the first day of the tax year beginning in 2011?   | 1c  | X  |
| 2 Taxes on failure to distribute income (section 4942) (does not apply for years the foundation was a private operating foundation defined in section 4942(j)(3) or 4942(j)(5))   |   |    |
| a At the end of tax year 2011, did the foundation have any undistributed income (lines 6d and 6e, Part XIII) for tax year(s) beginning before 2011?<br>If "Yes," list the years ►   | <input type="checkbox"/> Yes <input checked="" type="checkbox"/> No |    |
| b Are there any years listed in 2a for which the foundation is not applying the provisions of section 4942(a)(2) (relating to incorrect valuation of assets) to the year's undistributed income? (If applying section 4942(a)(2) to all years listed, answer "No" and attach statement - see instructions)  | N/A   | 2b |
| c If the provisions of section 4942(a)(2) are being applied to any of the years listed in 2a, list the years here<br>►  |   |    |
| 3a Did the foundation hold more than a 2% direct or indirect interest in any business enterprise at any time during the year?   | <input type="checkbox"/> Yes <input checked="" type="checkbox"/> No |    |
| b If "Yes," did it have excess business holdings in 2011 as a result of (1) any purchase by the foundation or disqualified persons after May 26, 1969; (2) the lapse of the 5-year period (or longer period approved by the Commissioner under section 4943(c)(7)) to dispose of holdings acquired by gift or bequest, or (3) the lapse of the 10-, 15-, or 20-year first phase holding period? (Use Schedule C, Form 4720, to determine if the foundation had excess business holdings in 2011.) | N/A   | 3b |
| 4a Did the foundation invest during the year any amount in a manner that would jeopardize its charitable purposes?  |   | X  |
| b Did the foundation make any investment in a prior year (but after December 31, 1969) that could jeopardize its charitable purpose that had not been removed from jeopardy before the first day of the tax year beginning in 2011?   |   | X  |

Form 990-PF (2011)

**Part VII-B** Statements Regarding Activities for Which Form 4720 May Be Required (continued)**5a** During the year did the foundation pay or incur any amount to

(1) Carry on propaganda, or otherwise attempt to influence legislation (section 4945(e))?

☐ Yes ☒ No

(2) Influence the outcome of any specific public election (see section 4955), or to carry on, directly or indirectly, any voter registration drive?

☐ Yes ☒ No

(3) Provide a grant to an individual for travel, study, or other similar purposes?

☐ Yes ☒ No

(4) Provide a grant to an organization other than a charitable, etc., organization described in section 509(a)(1), (2), or (3), or section 4940(d)(2)?

☐ Yes ☒ No

(5) Provide for any purpose other than religious, charitable, scientific, literary, or educational purposes, or for the prevention of cruelty to children or animals?

☐ Yes ☒ No**b** If any answer is "Yes" to 5a(1)-(5), did any of the transactions fail to qualify under the exceptions described in Regulations section 53.4945 or in a current notice regarding disaster assistance (see instructions)?

N/A

**5b**

Organizations relying on a current notice regarding disaster assistance check here

☒**c** If the answer is "Yes" to question 5a(4), does the foundation claim exemption from the tax because it maintained expenditure responsibility for the grant?

N/A

☐ Yes ☐ No

If "Yes," attach the statement required by Regulations section 53.4945-5(d).

**6a** Did the foundation, during the year, receive any funds, directly or indirectly, to pay premiums on a personal benefit contract?☐ Yes ☒ No**6b****X****b** Did the foundation, during the year, pay premiums, directly or indirectly, on a personal benefit contract?

If "Yes" to 6b, file Form 8870.

**7a** At any time during the tax year, was the foundation a party to a prohibited tax shelter transaction?☐ Yes ☒ No**b** If "Yes," did the foundation receive any proceeds or have any net income attributable to the transaction?

N/A

**7b****Part VIII** Information About Officers, Directors, Trustees, Foundation Managers, Highly Paid Employees, and Contractors**1** List all officers, directors, trustees, foundation managers and their compensation.

| (a) Name and address  | (b) Title, and average hours per week devoted to position | (c) Compensation (If not paid, enter -0-) | (d) Contributions to employee benefit plans and deferred compensation | (e) Expense account, other allowances |
|---|---|---|---|---------------------------------------|
| LAWRENCE J. GEISSE, M.D.<br>38050 JACKSON ROAD<br>CHAGRIN FALLS, OH 44022 | TRUSTEE<br>1.00   | 0.  | 0.  | 0.                                    |
| TIMOTHY F. GEISSE<br>38050 JACKSON ROAD<br>CHAGRIN FALLS, OH 44022        | EXECUTIVE DIRECTOR/TRUSTEE<br>30.00                       | 71,281.                                   | 8,574.  | 0.                                    |
|   |   |   |   |                                       |
|   |   |   |   |                                       |
|   |   |   |   |                                       |
|   |   |   |   |                                       |
|   |   |   |   |                                       |

**2** Compensation of five highest-paid employees (other than those included on line 1). If none, enter "NONE."

| (a) Name and address of each employee paid more than \$50,000 | (b) Title, and average hours per week devoted to position | (c) Compensation | (d) Contributions to employee benefit plans and deferred compensation | (e) Expense account, other allowances |
|---|---|------------------|---|---------------------------------------|
| NONE  |   |                  |   |                                       |
|   |   |                  |   |                                       |
|   |   |                  |   |                                       |
|   |   |                  |   |                                       |
|   |   |                  |   |                                       |
|   |   |                  |   |                                       |
|   |   |                  |   |                                       |

Total number of other employees paid over \$50,000

0

Form 990-PF (2011)





**Part X** Minimum Investment Return (All domestic foundations must complete this part. Foreign foundations, see instructions.)

|   |    |            |
|---|----|------------|
| 1 Fair market value of assets not used (or held for use) directly in carrying out charitable, etc., purposes: |    |            |
| a Average monthly fair market value of securities   | 1a | 7,718,549. |
| b Average of monthly cash balances  | 1b | 879,265.   |
| c Fair market value of all other assets   | 1c |            |
| d Total (add lines 1a, b, and c)  | 1d | 8,597,814. |
| e Reduction claimed for blockage or other factors reported on lines 1a and 1c (attach detailed explanation)   | 1e | 0.         |
| 2 Acquisition indebtedness applicable to line 1 assets  | 2  | 0.         |
| 3 Subtract line 2 from line 1d  | 3  | 8,597,814. |
| 4 Cash deemed held for charitable activities. Enter 1 1/2% of line 3 (for greater amount, see instructions)   | 4  | 128,967.   |
| 5 Net value of noncharitable-use assets. Subtract line 4 from line 3. Enter here and on Part V, line 4        | 5  | 8,468,847. |
| 6 Minimum investment return. Enter 5% of line 5   | 6  | 423,442.   |

**Part XI** Distributable Amount (see instructions) (Section 4942(j)(3) and (j)(5) private operating foundations and certain foreign organizations check here ☐ and do not complete this part.)

|  |    |          |
|--|----|----------|
| 1 Minimum investment return from Part X, line 6  | 1  | 423,442. |
| 2a Tax on investment income for 2011 from Part VI, line 5  | 2a | 8,351.   |
| b Income tax for 2011. (This does not include the tax from Part VI.)                                 | 2b |          |
| c Add lines 2a and 2b  | 2c | 8,351.   |
| 3 Distributable amount before adjustments. Subtract line 2c from line 1                              | 3  | 415,091. |
| 4 Recoveries of amounts treated as qualifying distributions  | 4  | 0.       |
| 5 Add lines 3 and 4  | 5  | 415,091. |
| 6 Deduction from distributable amount (see instructions)   | 6  | 0.       |
| 7 Distributable amount as adjusted. Subtract line 6 from line 5. Enter here and on Part XIII, line 1 | 7  | 415,091. |

**Part XII** Qualifying Distributions (see instructions)

|   |    |          |
|---|----|----------|
| 1 Amounts paid (including administrative expenses) to accomplish charitable, etc., purposes:  |    |          |
| a Expenses, contributions, gifts, etc. - total from Part I, column (d), line 26   | 1a | 831,676. |
| b Program-related investments - total from Part IX-B  | 1b | 163,000. |
| 2 Amounts paid to acquire assets used (or held for use) directly in carrying out charitable, etc., purposes                         | 2  |          |
| 3 Amounts set aside for specific charitable projects that satisfy the:  |    |          |
| a Suitability test (prior IRS approval required)  | 3a |          |
| b Cash distribution test (attach the required schedule)   | 3b |          |
| 4 Qualifying distributions. Add lines 1a through 3b. Enter here and on Part V, line 8, and Part XIII, line 4                        | 4  | 994,676. |
| 5 Foundations that qualify under section 4940(e) for the reduced rate of tax on net investment income. Enter 1% of Part I, line 27b | 5  | 0.       |
| 6 Adjusted qualifying distributions. Subtract line 5 from line 4  | 6  | 994,676. |

**Note.** The amount on line 6 will be used in Part V, column (b), in subsequent years when calculating whether the foundation qualifies for the section 4940(e) reduction of tax in those years

Form 990-PF (2011)

**Part XIII** Undistributed Income (see instructions)

|  | (a)<br>Corpus | (b)<br>Years prior to 2010 | (c)<br>2010 | (d)<br>2011 |
|--|---------------|----------------------------|-------------|-------------|
| 1 Distributable amount for 2011 from Part XI, line 7   |               |                            |             | 415,091.    |
| 2 Undistributed income, if any, as of the end of 2011  |               |                            |             |             |
| a Enter amount for 2010 only   |               |                            | 0.          |             |
| b Total for prior years:   |               | 0.                         |             |             |
| 3 Excess distributions carryover, if any, to 2011:   |               |                            |             |             |
| a From 2006  | 416,177.      |                            |             |             |
| b From 2007  | 261,963.      |                            |             |             |
| c From 2008  | 1,494,747.    |                            |             |             |
| d From 2009  | 835,156.      |                            |             |             |
| e From 2010  | 760,618.      |                            |             |             |
| f Total of lines 3a through e  | 3,768,661.    |                            |             |             |
| 4 Qualifying distributions for 2011 from Part XII, line 4: ▶ \$  | 994,676.      |                            |             |             |
| a Applied to 2010, but not more than line 2a   |               |                            | 0.          |             |
| b Applied to undistributed income of prior years (Election required - see instructions)  |               | 0.                         |             |             |
| c Treated as distributions out of corpus (Election required - see instructions)  | 0.            |                            |             |             |
| d Applied to 2011 distributable amount   |               |                            |             | 415,091.    |
| e Remaining amount distributed out of corpus   | 579,585.      |                            |             |             |
| 5 Excess distributions carryover applied to 2011 (If an amount appears in column (d), the same amount must be shown in column (a))   | 0.            |                            |             | 0.          |
| 6 Enter the net total of each column as indicated below:   |               |                            |             |             |
| a Corpus Add lines 3f, 4c, and 4e Subtract line 5  | 4,348,246.    |                            |             |             |
| b Prior years' undistributed income. Subtract line 4b from line 2b   |               | 0.                         |             |             |
| c Enter the amount of prior years' undistributed income for which a notice of deficiency has been issued, or on which the section 4942(a) tax has been previously assessed |               | 0.                         |             |             |
| d Subtract line 6c from line 6b Taxable amount - see instructions  |               | 0.                         |             |             |
| e Undistributed income for 2010 Subtract line 4a from line 2a. Taxable amount - see instr.   |               |                            | 0.          |             |
| f Undistributed income for 2011 Subtract lines 4d and 5 from line 1. This amount must be distributed in 2012   |               |                            |             | 0.          |
| 7 Amounts treated as distributions out of corpus to satisfy requirements imposed by section 170(b)(1)(F) or 4942(g)(3)   | 0.            |                            |             |             |
| 8 Excess distributions carryover from 2006 not applied on line 5 or line 7   | 416,177.      |                            |             |             |
| 9 Excess distributions carryover to 2012. Subtract lines 7 and 8 from line 6a  | 3,932,069.    |                            |             |             |
| 10 Analysis of line 9  |               |                            |             |             |
| a Excess from 2007   | 261,963.      |                            |             |             |
| b Excess from 2008   | 1,494,747.    |                            |             |             |
| c Excess from 2009   | 835,156.      |                            |             |             |
| d Excess from 2010   | 760,618.      |                            |             |             |
| e Excess from 2011   | 579,585.      |                            |             |             |

N/A

- 1 a** If the foundation has received a ruling or determination letter that it is a private operating foundation, and the ruling is effective for 2011, enter the date of the ruling

- b** Check box to indicate whether the foundation is a private operating foundation described in section ☐ 4942(i)(3) or ☐ 4942(i)(5)

- 2 a** Enter the lesser of the adjusted net income from Part I or the minimum investment return from Part X for each year listed

[illegible]

|                |  |
|----------------|--|
| <b>Part XV</b> | <b>Supplementary Information (Complete this part only if the foundation had \$5,000 or more in assets at any time during the year-see instructions.)</b> |
|----------------|--|

### 1 Information Regarding Foundation Managers:

- a** List any managers of the foundation who have contributed more than 2% of the total contributions received by the foundation before the close of any tax year (but only if they have contributed more than \$5,000). (See section 507(d)(2).)

NONE

- b** List any managers of the foundation who own 10% or more of the stock of a corporation (or an equally large portion of the ownership of a partnership or other entity) of which the foundation has a 10% or greater interest.

NONE

**2 Information Regarding Contribution, Grant, Gift, Loan, Scholarship, etc., Programs:**

Check here ☐ if the foundation only makes contributions to preselected charitable organizations and does not accept unsolicited requests for funds. If the foundation makes gifts, grants, etc. (see instructions) to individuals or organizations under other conditions, complete items 2a, b, c, and d.

- a** The name, address, and telephone number of the person to whom applications should be addressed

TIMOTHY F. GEISSE

38050 JACKSON ROAD, CHAGRIN FALLS, OH 44022

- b. The form in which applications should be submitted and information and materials they should include

INITIAL REQUEST MAY BE 1 OR 2 PAGE LETTER.

- c Any submission deadlines:**

NONE

- d Any restrictions or limitations on awards, such as by geographical areas, charitable fields, kinds of institutions, or other factors.

WE PRIMARILY FUND ORGANIZATIONS THAT HELP BREAK THE CYCLE OF POVERTY IN THE DEVELOPING WORLD.

**Part XV** Supplementary Information (continued)

| <b>3 Grants and Contributions Paid During the Year or Approved for Future Payment</b> |  |                                      |                                     |          |
|---|--|--------------------------------------|-------------------------------------|----------|
| Recipient<br>Name and address (home or business)                                      | If recipient is an individual,<br>show any relationship to<br>any foundation manager<br>or substantial contributor | Foundation<br>status of<br>recipient | Purpose of grant or<br>contribution | Amount   |
| <b>a Paid during the year</b>   |  |                                      |                                     |          |
| SEE ATTACHED  |  |                                      |                                     | 767,797. |
|   |  |                                      |                                     |          |
|   |  |                                      |                                     |          |
|   |  |                                      |                                     |          |
|   |  |                                      |                                     |          |
|   |  |                                      |                                     |          |
| <b>Total</b>  |  |                                      | <b>3a</b>                           | 767,797. |
| <b>b Approved for future payment</b>  |  |                                      |                                     |          |
| NONE  |  |                                      |                                     |          |
|   |  |                                      |                                     |          |
|   |  |                                      |                                     |          |
| <b>Total</b>  |  |                                      | <b>3b</b>                           | 0.       |

Form 990-PF (2011)

**Part XVI-A****Analysis of Income-Producing Activities**

Enter gross amounts unless otherwise indicated

|  | Unrelated business income |               | Excluded by section 512, 513, or 514 |               | (e)<br>Related or exempt<br>function income |
|--|---------------------------|---------------|--------------------------------------|---------------|---|
|  | (a)<br>Business<br>code   | (b)<br>Amount | (c)<br>Exclu-<br>sion<br>code        | (d)<br>Amount |   |
| 1 Program service revenue:                                 |                           |               |                                      |               |   |
| a _____  |                           |               |                                      |               |   |
| b _____  |                           |               |                                      |               |   |
| c _____  |                           |               |                                      |               |   |
| d _____  |                           |               |                                      |               |   |
| e _____  |                           |               |                                      |               |   |
| f _____  |                           |               |                                      |               |   |
| g Fees and contracts from government agencies              |                           |               |                                      |               |   |
| 2 Membership dues and assessments                          |                           |               |                                      |               |   |
| 3 Interest on savings and temporary cash investments       |                           |               | 14                                   | 61,362.       |   |
| 4 Dividends and interest from securities                   |                           |               | 14                                   | 138,567.      |   |
| 5 Net rental income or (loss) from real estate:            |                           |               |                                      |               |   |
| a Debt-financed property                                   |                           |               |                                      |               |   |
| b Not debt-financed property                               |                           |               |                                      |               |   |
| 6 Net rental income or (loss) from personal property       |                           |               |                                      |               |   |
| 7 Other investment income                                  |                           |               | 01                                   | 2,474.        |   |
| 8 Gain or (loss) from sales of assets other than inventory |                           |               | 18                                   | 288,325.      |   |
| 9 Net income or (loss) from special events                 |                           |               |                                      |               |   |
| 10 Gross profit or (loss) from sales of inventory          |                           |               |                                      |               |   |
| 11 Other revenue:  |                           |               |                                      |               |   |
| a _____  |                           |               |                                      |               |   |
| b _____  |                           |               |                                      |               |   |
| c _____  |                           |               |                                      |               |   |
| d _____  |                           |               |                                      |               |   |
| e _____  |                           |               |                                      |               |   |
| 12 Subtotal. Add columns (b), (d), and (e)                 |                           | 0.            |                                      | 490,728.      | 0.  |
| 13 Total. Add line 12, columns (b), (d), and (e)           |                           |               |                                      | 13 490,728.   |   |

(See worksheet in line 13 instructions to verify calculations.)

**Part XVI-B****Relationship of Activities to the Accomplishment of Exempt Purposes**

Line No.



Explain below how each activity for which income is reported in column (e) of Part XVI-A contributed importantly to the accomplishment of the foundation's exempt purposes (other than by providing funds for such purposes).


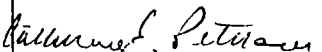

## Information Regarding Transfers To and Transactions and Relationships With Noncharitable Exempt Organizations

|          |   | Yes | No |
|----------|---|-----|----|
| <b>1</b> | Did the organization directly or indirectly engage in any of the following with any other organization described in section 501(c) of the Code (other than section 501(c)(3) organizations) or in section 527, relating to political organizations?   |     |    |
| <b>a</b> | Transfers from the reporting foundation to a noncharitable exempt organization of:  |     |    |
|          | (1) Cash  |     | X  |
|          | (2) Other assets  |     | X  |
| <b>b</b> | Other transactions:   |     |    |
|          | (1) Sales of assets to a noncharitable exempt organization  |     | X  |
|          | (2) Purchases of assets from a noncharitable exempt organization  |     | X  |
|          | (3) Rental of facilities, equipment, or other assets  |     | X  |
|          | (4) Reimbursement arrangements  |     | X  |
|          | (5) Loans or loan guarantees  |     | X  |
|          | (6) Performance of services or membership or fundraising solicitations  |     | X  |
| <b>c</b> | Sharing of facilities, equipment, mailing lists, other assets, or paid employees  |     | X  |
| <b>d</b> | If the answer to any of the above is "Yes," complete the following schedule. Column (b) should always show the fair market value of the goods, other assets, or services given by the reporting foundation. If the foundation received less than fair market value in any transaction or sharing arrangement, show in column (d) the value of the goods, other assets, or services received |     |    |

[illegible]

**2a** Is the foundation directly or indirectly affiliated with, or related to, one or more tax-exempt organizations described in section 501(c) of the Code (other than section 501(c)(3)) or in section 527? ☐ Yes ☒ No

| b If "Yes," complete the following schedule. |                          |                                 |
|--|--------------------------|---------------------------------|
| (a) Name of organization                     | (b) Type of organization | (c) Description of relationship |
| N/A  |                          |                                 |
|  |                          |                                 |
|  |                          |                                 |
|  |                          |                                 |
|  |                          |                                 |

|                               |   |  |   |  |  |  |
|-------------------------------|---|--|---|--|--|--|
| <b>Sign Here</b>              | Under penalties of perjury, I declare that I prepared this return, including accompanying schedules and statements, and to the best of my knowledge and belief, it is true, correct, and complete. Declaration of preparer (other than taxpayer) is based on all information of which preparer has any knowledge. |  |   |  | May the IRS discuss this return with the preparer shown below (see instr.)?<br><input checked="" type="checkbox"/> Yes <input type="checkbox"/> No |  |
|                               | Signature of officer or trustee<br>  |  | Date<br>11-5-12   |  | Title<br>Trustee   |  |
| <b>Paid Preparer Use Only</b> | Print/Type preparer's name<br>CATHERINE E. PETERSEN, CPA  |  | Preparer's signature<br> |  | Date<br>11/2/12  |  |
|                               | Check <input type="checkbox"/> if self-employed   |  | PTIN<br>P00168732   |  |  |  |
|                               | Firm's name ▶ BOND, SIPPOLA, DEJOY & CO.   |  |   |  | Firm's EIN ▶ 34-1667360  |  |
|                               | Firm's address ▶ 2786 SOM CENTER ROAD, SUITE 200<br>WILLOUGHBY HILLS, OH 44094  |  |   |  | Phone no 440.516.9090  |  |

**JOHN F. AND MARY A. GEISSE FOUNDATION**  
**2011 FORM 990-PF PART IX-B**

---

| <b>RECIPIENT NAME AND<br/>ADDRESS</b>                                  | <b>STATUS</b> | <b>PURPOSE OF GRANT</b>       | <b>AMOUNT</b> |
|--|---------------|-------------------------------|---------------|
| Global Partnerships<br>1932 1st Avenue, Suite 400<br>Seattle, WA 98101 | Public        | Loan to Micro-Finance<br>Fund | \$ 163,000    |

**JOHN F. AND MARY A. GEISSE FOUNDATION****GRANTS AND CONTRIBUTIONS****PAID DURING THE YEAR 2011**

(All grants are to tax exempt public charities for general purposes unless otherwise noted.)

| Organization Name                         | Address   | Amount       |
|---|---|--------------|
| Agua Yaku c/o EFCA                        | 901 East 78th Street, Minneapolis, MN 55420-1300      | \$ 20,000.00 |
| AIP/Charity Watch                         | P.O. Box 578460, Chicago, IL 60657                    | \$ 100.00    |
| American Institute of Philanthropy        | 3450 N. Lake Shore Dr., Suite 2802, Chicago, IL 60657 | \$ 100.00    |
| American Nicaraguan Foundation            | 848 Brickell Ave., Suite 745, Miami, FL 33131         | \$ 38,000.00 |
| Amor Ministries                           | 1664 Precision Park Lane, San Diego, CA 92173         | \$ 125.00    |
| Aqua Clara International                  | P.O. Box 68007, Grand Rapids, MI 49516                | \$ 20,000.00 |
| Ashland University (ATS Fund)             | 401 College Ave., Ashland, OH 44805                   | \$ 100.00    |
| Association for a More Just Society       | P.O. Box 888631, Grand Rapids, MI 49588               | \$ 77,000.00 |
| Bay School of San Francisco               | 35 Keyes Avenue, San Francisco CA 94129               | \$ 3,800.00  |
| Branson School                            | P.O. Box 887, Ross, CA 94957                          | \$ 200.00    |
| Brebeuf Jesuit School                     | 2801 West 86th Street, Indianapolis, IN 46268         | \$ 4,000.00  |
| Colorado College                          | 14 E. Cache LaPoudre St., Colorado Springs CO 80903   | \$ 1,874.00  |
| Cooperative for Education                 | 2730 Hyde Park Avenue, Cincinnati, OH 45209           | \$ 25,000.00 |
| Encouragement, Inc.                       | 2361 N. Irish Road, Davison, MI 48423                 | \$ 600.00    |
| Fabretto Children's Foundation            | 3124 N. 10th Street, 2nd Fl, Arlington VA 22201       | \$ 50,000.00 |
| Fellowship Bible Church                   | 16391 Chillicothe Rd., Chagrin Falls, OH 44023        | \$ 125.00    |
| Foothill Middle College                   | 1299 Bryant Ave., Mountain View, CA 94040             | \$ 2,000.00  |
| Haven of Grace                            | 1225 Warren Street, St. Louis, Missouri 63106         | \$ 2,500.00  |
| Healing Waters International              | 15000 W. 6th Ave., Suite 404, Golden, CO 80401        | \$ 20,000.00 |
| Hillel at Stanford (Camp Kesem)           | P.O. Box 20526, Stanford, CA 94309                    | \$ 19,100.00 |
| Institute on Aging                        | P.O. Box 591150, San Francisco CA 94159               | \$ 300.00    |
| Jewish Community Federation               | 121 Stuart Street, San Francisco, CA 94105            | \$ 2,000.00  |
| Jewish Family & Children's Services       | 150 Post Street, San Francisco, CA 94115              | \$ 6,000.00  |
| KIDDO                                     | 409 Sycamore Avenue, Mill Valley, CA 94941-2231       | \$ 2,000.00  |
| Lifewater International                   | P.O. Box 3131, San Luis Obispo, CA 93403              | \$ 50,000.00 |
| March of Dimes Foundation                 | 12660 Coit Road, Suite 200, Dallas, TX 75251          | \$ 200.00    |
| Mill Valley Middle School                 | 425 Sycamore Ave., Mill Valley, CA 94941              | \$ 450.00    |
| Moreland Hills Police & Employees Foundn. | 4350 SOM Center, Moreland Hills, OH 44022             | \$ 100.00    |
| Muscular Dystrophy Association            | 3300 E. Sunrise Dr., Tucson, AZ 885718                | \$ 50.00     |



|  |  |    |                   |
|--|--|----|-------------------|
| National MS Society                        | 1867 Lackland Hill Parkway, St. Louis, MO 63146                    | \$ | 100.00            |
| OFDC (Opportunity Fund for Dev. Countries) | 1338 E. Emerson Ave., Salt Lake City, UT 84105                     | \$ | 10,000.00         |
| PET/MO                                     | 1908 Heriford Rd., Columbia, MO 64202                              | \$ | 10,000.00         |
| Rainbow Network                            | 3834 South Ave., Springfield, MO 65807                             | \$ | 100,000.00        |
| Riley's Chidren's Foundation               | 30 S. Meridian Street - Suite 200, Indianapolis, IN 46204          | \$ | 100.00            |
| Salvation Army                             | 5040 N. Pulaski Road, Chicago, IL 60630-2788                       | \$ | 100.00            |
| San Rafael Public Education Foundation     | P.O. Box 150157, San Rafael, CA 94915                              | \$ | 148.00            |
| St. Mark's School                          | 39 Trellis Drive, San Rafael, CA 94903                             | \$ | 1,800.00          |
| Stanford University (The Stanford Fund)    | 326 Galvez Street, Stanford, CA 94305                              | \$ | 500.00            |
| Strategies for International Development   | 2525 Wilson Blvd., Arlington VA 22201                              | \$ | 150,000.00        |
| Strawberry Seals                           | 62 Millay Pl., Mill Valley, CA 94941                               | \$ | 25.00             |
| Sycamore School                            | 1750 West 64th Street, Indianapolis, IN 46260                      | \$ | 2,000.00          |
| TAM Valley PTA                             | 350 Bell Lane, Mill Valley, CA 94941                               | \$ | 1,550.00          |
| United Negro College Fund                  | 8260 Willow Oaks Corp. Dr., Fairfax, Virginia 22031-8004           | \$ | 100.00            |
| United Way                                 | P.O. Box 3719, Princeton, NJ 08543-3719                            | \$ | 10,000.00         |
| Village Enterprise Fund                    | 751 Laurel St. PMB #222 San Carlos, CA 94070                       | \$ | 15,000.00         |
| Vision Spring                              | 322 8th Avenue, Suite 12A-02, New York, NY 10001                   | \$ | 20,000.00         |
| Women's Cancer Resource Center             | Resource Center of Oakland, 5741 Telegraph Ave., Oakland, CA 94609 | \$ | 650.00            |
| World Relief                               | 7 East Baltimore, Baltimore, MD 21202                              | \$ | 100,000.00        |
| <b>TOTAL OF 2011 DONATIONS</b>             |  | \$ | <b>767,797.00</b> |

**Part IV** Capital Gains and Losses for Tax on Investment Income

| (a) List and describe the kind(s) of property sold, e.g., real estate, 2-story brick warehouse; or common stock, 200 shs. MLC Co. |   | (b) How acquired<br>P - Purchase<br>D - Donation | (c) Date acquired<br>(mo., day, yr.) | (d) Date sold<br>(mo., day, yr.) |
|---|---|--|--------------------------------------|----------------------------------|
| 1a  | 100,000 SHS DAYTON HUDSON CORP DEBS-REG           | P  | VARIOUS                              | 01/03/11                         |
| b   | NORTHERN TRUST ACCT #23-72155 PER STATEMENT ATT'D | P  | VARIOUS                              | VARIOUS                          |
| c   | NORTHERN TRUST ACCT #23-72155 PER STATEMENT ATT'D | P  | VARIOUS                              | VARIOUS                          |
| d   | MORGANSTANLEY SMITHBARNEY ACCT #19319-18 PER STAT | P  | VARIOUS                              | VARIOUS                          |
| e   | 500 SHS ALLIANCE BERNSTEIN HOLDINGS               | P  | 08/13/02                             | 06/24/11                         |
| f   | WILLIAM BLAIR & CO. LLC ACCT #145-38044 PER STATE | P  | VARIOUS                              | VARIOUS                          |
| g   | MC HOLDINGS I, LLC                                | P  |                                      |                                  |
| h   | WILLIAM BLAIR CAPITAL PARTNERS VII QP, LP         | P  |                                      |                                  |
| i   | CONSUMER INNOVATION PARTNERS LP                   | P  |                                      |                                  |
| j   | ALLIANCEBERNSTEIN HOLDING LP                      | P  |                                      |                                  |
| k   | ALLIANCEBERNSTEIN HOLDING LP                      | P  |                                      |                                  |
| l   |   |  |                                      |                                  |
| m   |   |  |                                      |                                  |
| n   |   |  |                                      |                                  |
| o   |   |  |                                      |                                  |

| (e) Gross sales price | (f) Depreciation allowed<br>(or allowable) | (g) Cost or other basis<br>plus expense of sale | (h) Gain or (loss)<br>(e) plus (f) minus (g) |
|-----------------------|--|---|--|
| a 100,000.            |  | 100,000.  | 0.   |
| b 110,035.            |  | 125,398.  | -15,363.                                     |
| c 567,275.            |  | 444,920.  | 122,355.                                     |
| d 165,677.            |  | 91,734.   | 73,943.                                      |
| e 9,412.              |  | 7,544.  | 1,868.                                       |
| f 863,902.            |  | 777,798.  | 86,104.                                      |
| g                     |  | 1,357.  | -1,357.                                      |
| h 2,701.              |  |   | 2,701.                                       |
| i 18,046.             |  |   | 18,046.                                      |
| j                     |  | 14.   | -14.   |
| k 42.                 |  |   | 42.  |
| l                     |  |   |  |
| m                     |  |   |  |
| n                     |  |   |  |
| o                     |  |   |  |

| Complete only for assets showing gain in column (h) and owned by the foundation on 12/31/69 |                                      |   | (l) Losses (from col (h))<br>Gains (excess of col (h) gain over col (k),<br>but not less than "-0-") |
|---|--------------------------------------|---|--|
| (i) FMV as of 12/31/69  | (j) Adjusted basis<br>as of 12/31/69 | (k) Excess of col (i)<br>over col (j), if any |  |
| a   |                                      |   | 0.   |
| b   |                                      |   | -15,363.   |
| c   |                                      |   | 122,355.   |
| d   |                                      |   | 73,943.  |
| e   |                                      |   | 1,868.   |
| f   |                                      |   | 86,104.  |
| g   |                                      |   | -1,357.  |
| h   |                                      |   | 2,701.   |
| i   |                                      |   | 18,046.  |
| j   |                                      |   | -14.   |
| k   |                                      |   | 42.  |
| l   |                                      |   |  |
| m   |                                      |   |  |
| n   |                                      |   |  |
| o   |                                      |   |  |

|  |   |          |
|--|---|----------|
| 2 Capital gain net income or (net capital loss) { If gain, also enter in Part I, line 7<br>If (loss), enter "-0-" in Part I, line 7 }  | 2 | 288,325. |
| 3 Net short-term capital gain or (loss) as defined in sections 1222(5) and (6).<br>If gain, also enter in Part I, line 8, column (c)<br>If (loss), enter "-0-" in Part I, line 8 } | 3 | N/A      |

# 2011 Tax Information Statement

Recipient's Name and Address:  
THE GEISSE FOUNDATION  
38050 JACKSON RD.  
CHAGRIN FALLS, OH 44022-2025

Account Number: 23-72155  
Recipient's Tax ID Number: XX-XXX9780

☐ Corrected ☐ 2nd TIN notice

THE NORTHERN TRUST COMPANY  
P.O. BOX 803878  
CHICAGO, IL 60680

## 2011 Proceeds from Broker and Barter Exchange Transactions

Sales are listed at Gross Proceeds less commissions and option premiums.

| Number of shares              | CUSIP     | Description                                 | Date Acquired | Date of Sale | Stocks, Bonds, etc. | Cost or other Basis | Net Gain or Loss  | Federal Income Tax Withheld |
|-------------------------------|-----------|---|---------------|--------------|---------------------|---------------------|-------------------|-----------------------------|
| <b>Short Term Sales</b>       |           |   |               |              |                     |                     |                   |                             |
| 200.0000                      | 110122108 | BRISTOL MYERS SQUIBB CO                     | 06/24/2011    | 11/09/2011   | 6,248.87            | 5,828.46            | 420.41            | 0.00                        |
| 20.0000                       | 38259P508 | GOOGLE INC CL A                             | 06/24/2011    | 11/09/2011   | 12,119.56           | 9,508.50            | 2,611.06          | 0.00                        |
| 3466.2100                     | 665130209 | MFB NORTN INTL EQTY INDEX FD                | 04/28/2011    | 11/09/2011   | 32,097.06           | 40,000.00           | -7,902.94         | 0.00                        |
| 1685.3900                     | 665162541 | MFB NORTN FDS GLOBAL REAL ESTATE INDEX FD   | 04/28/2011    | 11/09/2011   | 12,707.86           | 15,000.00           | -2,292.14         | 0.00                        |
| 1485.8800                     | 665162582 | MFB NORTN FUNDS EMERGING MKTS EQTY INDEX FD | 04/28/2011    | 11/09/2011   | 16,151.56           | 20,000.00           | -3,848.44         | 0.00                        |
| 2668.2300                     | 665162699 | MFB NORTN HI YIELD FXD INC FD               | Various       | 11/09/2011   | 18,784.31           | 20,080.91           | -1,276.60         | 0.00                        |
| 1492.5400                     | 722005667 | PIMCO COMMODITY REALRETURN STRATEGY FUND    | 04/28/2011    | 11/09/2011   | 11,925.37           | 15,000.00           | -3,074.63         | 0.00                        |
| <b>Total Short Term Sales</b> |           |   |               |              |                     | <b>110,034.59</b>   | <b>-15,363.28</b> | <b>0.00</b>                 |
| <b>Long Term 15% Sales</b>    |           |   |               |              |                     |                     |                   |                             |
| 200.0000                      | 031162100 | AMGEN INC                                   | 01/01/1960    | 04/28/2011   | 11,371.78           | 2,569.78            | 8,802.00          | 0.00                        |
| 300.0000                      | 149123101 | CATERPILLAR INC                             | 05/01/2002    | 04/28/2011   | 33,728.35           | 8,174.50            | 25,553.85         | 0.00                        |
| 500.0000                      | 438516106 | HONEYWELL INTL INC                          | 12/04/2002    | 04/28/2011   | 30,749.40           | 12,358.30           | 18,391.10         | 0.00                        |
| 300.0000                      | 46625H100 | J.P. MORGAN CHASE & CO                      | 12/04/2002    | 04/28/2011   | 13,685.73           | 7,273.50            | 6,412.23          | 0.00                        |
| 300.0000                      | 883203101 | TEXTRON INC                                 | 07/31/2002    | 04/28/2011   | 7,757.85            | 5,829.00            | 1,928.85          | 0.00                        |
| 100.0000                      | 149123101 | CATERPILLAR INC                             | 05/01/2002    | 06/24/2011   | 10,027.30           | 2,724.83            | 7,302.47          | 0.00                        |

This is important tax information and is being furnished to you.



# 2011 Tax Information Statement

Account Number: 23-72155  
 Recipient's Tax ID Number: XX-XXX9780  
 Recipient's Name and Address:  
 THE GEISSE FOUNDATION  
 38050 JACKSON RD.  
 CHAGRIN FALLS, OH 44022-2025

☐ Corrected ☐ 2nd TIN notice

THE NORTHERN TRUST COMPANY  
 P.O. BOX 803878  
 CHICAGO, IL 60680

| Number of shares | CUSIP     | Description                   | Date Acquired | Date of Sale | Stocks Bonds, etc. | Cost or other Basis | Net Gain or Loss | Federal Income Tax Withheld |
|------------------|-----------|-------------------------------|---------------|--------------|--------------------|---------------------|------------------|-----------------------------|
| 200.0000         | 438516106 | HONEYWELL INTL INC            | 12/04/2002    | 06/24/2011   | 11,273.28          | 4,943.32            | 6,329.96         | 0.00                        |
| 138.0000         | 50075N104 | KRAFT FOODS INC CL A          | 03/02/2006    | 06/24/2011   | 4,758.83           | 3,446.60            | 1,312.23         | 0.00                        |
| 1000.0000        | 060505104 | BK AMER CORP COM              | 09/17/2002    | 11/08/2011   | 6,499.87           | 35,614.88           | -29,115.01       | 0.00                        |
| 200.0000         | 02209S103 | ALTRIA GROUP INC              | 03/02/2006    | 11/09/2011   | 5,451.89           | 3,331.30            | 2,120.59         | 0.00                        |
| 300.0000         | 031162100 | AMGEN INC                     | 01/01/1960    | 11/09/2011   | 17,390.66          | 3,854.68            | 13,535.98        | 0.00                        |
| 500.0000         | 084670702 | BERKSHIRE HATHAWAY INC-CL B   | 07/19/2002    | 11/09/2011   | 38,233.26          | 24,515.00           | 13,718.26        | 0.00                        |
| 200.0000         | 149123101 | CATERPILLAR INC               | 05/01/2002    | 11/09/2011   | 18,524.64          | 5,449.67            | 13,074.97        | 0.00                        |
| 2000.0000        | 17275R102 | CISCO SYS INC                 | 01/01/1960    | 11/09/2011   | 35,728.31          | 12,778.22           | 22,950.09        | 0.00                        |
| 80.0000          | 172967424 | CITIGROUP INC COM NEW COM NEW | 02/19/2002    | 11/09/2011   | 2,378.35           | 29,360.49           | -26,982.14       | 0.00                        |
| 300.0000         | 30231G102 | EXXON MOBIL CORP COM          | 02/25/2002    | 11/09/2011   | 23,500.55          | 12,296.00           | 11,204.55        | 0.00                        |
| 1100.0000        | 369604103 | GENERAL ELEC CO COM           | 02/25/2002    | 11/09/2011   | 17,654.66          | 37,225.52           | -19,570.86       | 0.00                        |
| 300.0000         | 438516106 | HONEYWELL INTL INC            | 12/04/2002    | 11/09/2011   | 15,992.69          | 7,414.98            | 8,577.71         | 0.00                        |
| 1000.0000        | 458140100 | INTEL CORP COM                | 07/09/2003    | 11/09/2011   | 24,129.53          | 22,210.00           | 1,919.53         | 0.00                        |
| 700.0000         | 46625H100 | J P MORGAN CHASE & CO         | 12/04/2002    | 11/09/2011   | 23,428.54          | 16,971.50           | 6,457.04         | 0.00                        |
| 300.0000         | 478160104 | JOHNSON & JOHNSON             | 12/10/2002    | 11/09/2011   | 19,130.63          | 16,730.00           | 2,400.63         | 0.00                        |
| 200.0000         | 494368103 | KIMBERLY CLARK CORP           | 08/13/2002    | 11/09/2011   | 14,043.73          | 11,832.31           | 2,211.42         | 0.00                        |
| 576.0000         | 58933Y105 | MERCK & CO INC                | 09/17/2002    | 11/09/2011   | 19,646.98          | 12,588.48           | 7,058.50         | 0.00                        |
| 500.0000         | 594918104 | MICROSOFT CORP COM            | 07/09/2003    | 11/09/2011   | 13,322.24          | 13,790.00           | -467.76          | 0.00                        |
| 200.0000         | 713448108 | PEPSICO INC                   | 03/02/2006    | 11/09/2011   | 12,575.75          | 11,907.00           | 668.75           | 0.00                        |
| 200.0000         | 718172109 | PHILIP MORRIS INTERNATIONAL   | 03/02/2006    | 11/09/2011   | 13,971.73          | 7,590.99            | 6,380.74         | 0.00                        |

This is important tax information and is being furnished to you.

# 2011 Tax Information Statement

Page 9 of 16

Recipient's Name and Address:  
THE GEISSE FOUNDATION  
38050 JACKSON RD.  
CHAGRIN FALLS, OH 44022-2025

Account Number: 23-72155  
Recipient's Tax ID Number: XX-XXX9780

☐ Corrected ☐ 2nd TIN notice

THE NORTHERN TRUST COMPANY  
P.O. BOX 803878  
CHICAGO, IL 60680

| Number of shares          | CUSIP     | Description                     | Date Acquired | Date of Sale | Stocks, Bonds, etc. | Cost or other Basis | Net Gain or Loss | Federal Income Tax Withheld |
|---------------------------|-----------|---------------------------------|---------------|--------------|---------------------|---------------------|------------------|-----------------------------|
| 200.0000                  | 742718109 | PROCTER & GAMBLE CO             | 03/02/2005    | 11/09/2011   | 12,694.75           | 11,957.00           | 737.75           | 0.00                        |
| 500.0000                  | 780259206 | ROYAL DUTCH SHELL PLC SPONSORED | 07/10/2002    | 11/09/2011   | 34,620.33           | 25,865.00           | 8,755.33         | 0.00                        |
| 400.0000                  | 863667101 | STRYKER CORP                    | 02/24/2005    | 11/09/2011   | 19,259.62           | 19,999.00           | -739.38          | 0.00                        |
| 700.0000                  | 883203101 | TEXTRON INC                     | 07/31/2002    | 11/09/2011   | 12,672.76           | 13,601.00           | -928.24          | 0.00                        |
| 300.0000                  | 931142103 | WAL MART STORES INC             | 08/13/2002    | 11/09/2011   | 17,471.66           | 14,842.00           | 2,629.66         | 0.00                        |
| 1000.0000                 | 949746101 | WELLS FARGO & CO NEW            | 06/18/2003    | 11/09/2011   | 25,599.50           | 25,875.00           | -275.50          | 0.00                        |
| Total Long Term 15% Sales |           |                                 |               |              | 567,275.15          | 444,919.85          | 122,355.30       | 0.00                        |

Ref: 00004911 00149863

JOHN F. AND MARY A. GEISSE Account number 710-19319-18 226

## GAIN/LOSS DETAILS

Please note, this material is being prepared for informational purposes only and should not be used for tax preparation without the assistance of your tax advisor. Absent specific instructions from you, trades are allocated using the FIFO (first-in/first-out) method. Day traders should therefore not rely on this section for day trading results. Your reinvestment activity has been summarized. Single lines have been designated to distinguish Short-term (ST) or Long-term (LT) information. Detailed information will be available at year-end in your 1099 Year-end summary.

## Realized gain or loss

| Description  | Original<br>trade date | Closing<br>trade date    | Quantity | Purchase price | Sale price | Cost basis   | Proceeds      | Realized<br>gain or (loss) |
|--|------------------------|--------------------------|----------|----------------|------------|--------------|---------------|----------------------------|
| BUNGE LIMITED  | 01/28/04               | 10/21/11<br>Sold         | 630      | \$ 35.35       | \$ 58.259  | \$ 22,323.07 | \$ 36,596.96  | \$ 14,273.89 LT            |
| BORGWARNER INC   | 01/12/01               | 01/10/11<br>Sold         | 610      | 9.984          | 71.384     | 6,103.30     | 43,489.07     | 37,385.77 LT               |
| CANADIAN NATL RAILWAY CO                                     | 06/26/96               | 01/10/11<br>Sold         | 350      | 4.429          | 67.173     | 1,550.38     | 23,476.40     | 21,926.02 LT               |
| ENSCO PLC ADR<br>SBX=H1                                      | 12/28/09               | 12/15/11<br>Sold         | 800      | 42.088         | 46.835     | 33,740.88    | 37,361.36     | 3,620.48 LT                |
| SBX CONNECTIVITY BUSINESS                                    |                        |                          |          |                |            |              |               |                            |
| HUNTINGTON INGALLS<br>INDUSTRIAL                             | 08/09/01               | 03/31/11<br>Cash In lieu | .3337    | 22.979         | 7.65       |              | 13.32         | 5.67 LT                    |
| RECORD 03/30/11 PAY 03/30/11<br>FROM: 666807102000 (SPINOFF) |                        |                          |          |                |            |              |               |                            |
| HUNTINGTON INGALLS<br>INDUSTRIAL                             | 08/09/01               | 04/08/11<br>Sold         | 193      | 22.979         | 38.675     | 4,427.32     | 7,442.86      | 3,015.54 LT                |
| Total  |                        |                          | 193.3337 |                |            | \$ 4,434.97  | \$ 7,456.18   | \$ 3,021.21                |
| TEVA PHARMACEUTICAL INDS<br>LTD ADR                          | 06/15/10               | 10/25/11<br>Sold         | 440      | \$ 53.352      | \$ 39.552  | \$ 23,581.10 | \$ 17,296.67  | (\$ 6,284.43) LT           |
| CGMI AND/OR ITS AFFILIATES                                   |                        |                          |          |                |            |              |               |                            |
| Total Long Term this period                                  |                        |                          |          |                |            |              |               | \$ 3,620.48                |
| Total realized gain or (loss) - this period                  |                        |                          |          |                |            | \$ 33,740.88 | \$ 37,361.36  | \$ 3,620.48                |
| Total Long Term - year-to-date                               |                        |                          |          |                |            |              |               | \$ 73,942.94               |
| Total Short Term - year-to-date                              |                        |                          |          |                |            |              |               | \$ 0.00                    |
| Total realized gain or (loss) - year-to-date                 |                        |                          |          |                |            | \$ 91,733.70 | \$ 185,676.64 | \$ 73,942.94               |



# Standard Realized Capital Gain/Loss

January 01, 2011 to December 31, 2011  
JOHN F AND MARY A GEISSE FOUNDATION

Consolidated  
145-38044

Reporting Currency: USD

| Purchase Date | Sale Date | Quantity  | Symbol | Security                   | Cost Basis | Proceeds  | Short Term Gain Loss | Long Term Gain Loss | Total Realized Gain Loss |
|---------------|-----------|-----------|--------|----------------------------|------------|-----------|----------------------|---------------------|--------------------------|
| 06/26/2009    | 2/4/2011  | 1,000.000 | IVZ    | INVESCO LTD                | 18,852.67  | 25,277.21 | 0.00                 | 6,424.54            | 6,424.54                 |
| 11/19/2009    | 2/4/2011  | 500.000   | IVZ    | INVESCO LTD                | 9,426.33   | 12,638.61 | 0.00                 | 3,212.28            | 3,212.28                 |
| 03/11/2010    | 2/4/2011  | 320.000   | MHS    | MEDCO HEALTH SOLUTIONS INC | 20,561.70  | 19,980.41 | (581.29)             | 0.00                | (581.29)                 |
| 04/11/2008    | 2/4/2011  | 535.000   | ROP    | ROPER INDUSTRIES INC       | 32,895.55  | 42,778.20 | 0.00                 | 9,882.65            | 9,882.65                 |
| 02/06/2009    | 2/17/2011 | 300.000   | BAX    | BAXTER INTERNATIONAL INC   | 16,875.75  | 15,596.16 | 0.00                 | (1,279.59)          | (1,279.59)               |
| 06/26/2009    | 2/17/2011 | 200.000   | BAX    | BAXTER INTERNATIONAL INC   | 11,250.50  | 10,397.44 | 0.00                 | (853.06)            | (853.06)                 |
| 11/19/2009    | 2/17/2011 | 300.000   | BAX    | BAXTER INTERNATIONAL INC   | 16,875.75  | 15,596.16 | 0.00                 | (1,279.59)          | (1,279.59)               |
| 08/10/2009    | 2/17/2011 | 685.000   | ORLY   | O'REILLY AUTOMOTIVE INC    | 26,173.85  | 38,769.15 | 0.00                 | 12,595.30           | 12,595.30                |
| 08/10/2009    | 2/17/2011 | 490.000   | YUM    | YUM! BRANDS INC            | 17,954.39  | 24,962.47 | 0.00                 | 7,008.08            | 7,008.08                 |
| 03/11/2010    | 2/17/2011 | 335.000   | YUM    | YUM! BRANDS INC            | 12,274.94  | 17,066.18 | 4,791.24             | 0.00                | 4,791.24                 |
| 01/19/2007    | 5/19/2011 | 700.000   | ABT    | ABBOTT LABORATORIES        | 37,376.40  | 37,245.65 | 0.00                 | (130.75)            | (130.75)                 |
| 03/16/2007    | 5/19/2011 | 200.000   | AGN    | ALLERGAN INC               | 11,097.77  | 16,647.68 | 0.00                 | 5,549.91            | 5,549.91                 |
| 08/18/2010    | 5/19/2011 | 400.000   | GHL    | GREENHILL & CO INC         | 27,243.24  | 21,775.86 | (5,467.38)           | 0.00                | (5,467.38)               |
| 02/06/2009    | 5/19/2011 | 230.000   | HPQ    | HEWLETT-PACKARD CO         | 8,919.36   | 8,279.43  | 0.00                 | (639.93)            | (639.93)                 |
| 08/10/2009    | 5/19/2011 | 595.000   | HPQ    | HEWLETT-PACKARD CO         | 23,074.01  | 21,418.51 | 0.00                 | (1,655.50)          | (1,655.50)               |
| 01/08/2007    | 5/19/2011 | 2,000.000 | MSFT   | MICROSOFT CORP             | 59,278.27  | 49,419.04 | 0.00                 | (9,859.23)          | (9,859.23)               |
| 08/10/2009    | 5/19/2011 | 620.000   | PEP    | PEPSICO INC                | 37,108.49  | 44,440.18 | 0.00                 | 7,331.69            | 7,331.69                 |
| 03/11/2010    | 5/19/2011 | 320.000   | PEP    | PEPSICO INC                | 19,152.77  | 22,936.87 | 0.00                 | 3,784.10            | 3,784.10                 |
| 08/10/2009    | 5/19/2011 | 300.000   | ROK    | ROCKWELL AUTOMATION INC    | 12,457.88  | 24,974.52 | 0.00                 | 12,516.64           | 12,516.64                |
| 02/17/2011    | 5/19/2011 | 520.000   | XOM    | EXXON MOBIL CORP           | 43,374.81  | 42,576.78 | (798.03)             | 0.00                | (798.03)                 |
| 03/16/2007    | 9/1/2011  | 270.000   | AGN    | ALLERGAN INC               | 14,981.99  | 21,870.60 | 0.00                 | 6,888.61            | 6,888.61                 |
| 02/17/2011    | 9/1/2011  | 340.000   | AMP    | AMERIPRISE FINANCIAL INC   | 21,732.83  | 15,031.11 | (6,701.72)           | 0.00                | (6,701.72)               |

Amounts reported may not necessarily agree with those reported on the 1099 statement. The 1099 statement is the official record of interest, dividends, distributions and transaction proceeds and is the authoritative source for covered lot information. Capital gains tax rates are determined by the type of investment asset and the holding period. Please consult with your tax advisor for specific details.

08GEISCF00A

William Blair

# Standard Realized Capital Gain/Loss

January 01, 2011 to December 31, 2011  
JOHN F AND MARY A GEISSE FOUNDATION

Consolidated  
145-38044

Reporting Currency: USD

| Purchase Date   | Sale Date | Quantity | Symbol | Security                     | Cost Basis | Proceeds   | Short Term Gain Loss | Long Term Gain Loss | Total Realized Gain Loss |
|-----------------|-----------|----------|--------|------------------------------|------------|------------|----------------------|---------------------|--------------------------|
| 05/19/2011      | 9/1/2011  | 150.000  | AMP    | AMERIPRISE FINANCIAL INC     | 9,588.02   | 6,631.37   | (2,956.65)           | 0.00                | (2,956.65)               |
| 05/19/2011      | 9/1/2011  | 900.000  | BUD US | ANHEUSER-BUSCH INBEV SPN ADR | 54,228.60  | 49,318.69  | (4,909.91)           | 0.00                | (4,909.91)               |
| 02/10/2003      | 9/1/2011  | 470.000  | DHR    | DANAHER CORP                 | 8,839.87   | 20,964.79  | 0.00                 | 12,124.92           | 12,124.92                |
| 09/28/2010      | 9/1/2011  | 320.000  | DLB    | DOLBY LABORATORIES INC-CL A  | 18,954.27  | 10,564.56  | (8,389.71)           | 0.00                | (8,389.71)               |
| 03/11/2010      | 9/1/2011  | 670.000  | EBAY   | EBAY INC                     | 16,035.72  | 20,394.40  | 0.00                 | 4,358.68            | 4,358.68                 |
| 04/11/2008      | 9/1/2011  | 50.000   | GOOG   | GOOGLE INC-CL A              | 19,515.23  | 26,696.98  | 0.00                 | 7,181.75            | 7,181.75                 |
| 06/26/2009      | 9/1/2011  | 220.000  | GWV    | WW GRAINGER INC              | 19,573.40  | 33,259.31  | 0.00                 | 13,685.91           | 13,685.91                |
| 09/23/2008      | 9/1/2011  | 470.000  | MCD    | MCDONALD'S CORP              | 28,905.88  | 42,395.06  | 0.00                 | 13,489.18           | 13,489.18                |
| 01/08/2007      | 9/1/2011  | 990.000  | MSFT   | MICROSOFT CORP               | 29,342.74  | 25,987.00  | 0.00                 | (3,355.74)          | (3,355.74)               |
| 11/19/2009      | 9/1/2011  | 500.000  | MSFT   | MICROSOFT CORP               | 14,819.57  | 13,124.74  | 0.00                 | (1,694.83)          | (1,694.83)               |
| 09/06/2007      | 9/1/2011  | 600.000  | TMO    | THERMO FISHER SCIENTIFIC INC | 31,625.07  | 32,655.27  | 0.00                 | 1,030.20            | 1,030.20                 |
| 11/19/2009      | 9/1/2011  | 200.000  | TMO    | THERMO FISHER SCIENTIFIC INC | 10,541.69  | 10,885.09  | 0.00                 | 343.40              | 343.40                   |
| 03/27/2009      | 9/1/2011  | 320.000  | UPS    | UNITED PARCEL SERVICE-CL B   | 16,889.56  | 21,346.78  | 0.00                 | 4,457.22            | 4,457.22                 |
| Total Gain/Loss |           |          |        |                              | 777,798.87 | 863,902.26 | (25,013.45)          | 111,116.84          | 86,103.39                |

Amounts reported may not necessarily agree with those reported on the 1099 statement. The 1099 statement is the official record of interest, dividends, distributions and transaction proceeds and is the authoritative source for covered lot information. Capital gains tax rates are determined by the type of investment asset and the holding period. Please consult with your tax advisor for specific details.

08GEISCF00A

William Blair



---



---

FORM 990-PF INTEREST ON SAVINGS AND TEMPORARY CASH INVESTMENTS STATEMENT 1

---

| SOURCE   | AMOUNT  |
|--|---------|
| ACCION, INTERNATIONAL                          | 1,504.  |
| DEUTSCHE BANK                                  | 1,000.  |
| FAITH COMMUNITY UNITED CREDIT UNION            | 1,242.  |
| GLOBAL PARTNERSHIPS MICROFINANCE FUNDS         | 19,868. |
| HUNTINGTON NATIONAL BANK                       | 741.    |
| OPPORTUNITY INTERNATIONAL INC.                 | 5,000.  |
| SUPERIOR PRODUCTS INC.                         | 32,000. |
| WILLIAM BLAIR & CO. LLC                        | 7.      |
| TOTAL TO FORM 990-PF, PART I, LINE 3, COLUMN A | 61,362. |

---



---

FORM 990-PF DIVIDENDS AND INTEREST FROM SECURITIES STATEMENT 2

---

| SOURCE  | GROSS AMOUNT | CAPITAL GAINS<br>DIVIDENDS | COLUMN (A)<br>AMOUNT |
|---|--------------|----------------------------|----------------------|
| ALLIANCEBERSTEIN HOLDING LP                       | 68.          | 0.                         | 68.                  |
| CONSUMER INNOVATION PARTNERS, LP                  | 691.         | 0.                         | 691.                 |
| MC HOLDINGS I, LLC                                | 41.          | 0.                         | 41.                  |
| MORGAN STANLEY SMITH BARNEY ACCT<br>#710-16667-12 | 6,057.       | 0.                         | 6,057.               |
| MORGAN STANLEY SMITH BARNEY ACCT<br>#710-19319-18 | 43,906.      | 0.                         | 43,906.              |
| NORTHERN TRUST ACCT #23-72155                     | 13,272.      | 0.                         | 13,272.              |
| PROJECT GLOBAL VILLAGE                            | 13,500.      | 0.                         | 13,500.              |
| WILLIAM BLAIR & CO. LLC ACCT<br>#145-38044        | 45,110.      | 0.                         | 45,110.              |
| WILLIAM BLAIR CAPITAL PARTNERS<br>VII QP, LP      | 15,922.      | 0.                         | 15,922.              |
| TOTAL TO FM 990-PF, PART I, LN 4                  | 138,567.     | 0.                         | 138,567.             |

---



---

|             |              |           |   |
|-------------|--------------|-----------|---|
| FORM 990-PF | OTHER INCOME | STATEMENT | 3 |
|-------------|--------------|-----------|---|

---

| DESCRIPTION  | (A)<br>REVENUE<br>PER BOOKS | (B)<br>NET INVEST-<br>MENT INCOME | (C)<br>ADJUSTED<br>NET INCOME |
|--|-----------------------------|-----------------------------------|-------------------------------|
| ALLIANCEBERNSTEIN HOLDING, LP,<br>ORDINARY INCOME    | 108.                        | 108.                              |                               |
| CONSUMER INNOVATION PARTNERS, LP,<br>ORDINARY INCOME | 580.                        | 580.                              |                               |
| OTHER INCOME   | 266.                        | 266.                              |                               |
| CONSUMER INNOVATION PARTNERS, LP                     | 1,520.                      | 1,520.                            |                               |
| TOTAL TO FORM 990-PF, PART I, LINE 11                | 2,474.                      | 2,474.                            |                               |

---



---

|             |                 |           |   |
|-------------|-----------------|-----------|---|
| FORM 990-PF | ACCOUNTING FEES | STATEMENT | 4 |
|-------------|-----------------|-----------|---|

---

| DESCRIPTION                  | (A)<br>EXPENSES<br>PER BOOKS | (B)<br>NET INVEST-<br>MENT INCOME | (C)<br>ADJUSTED<br>NET INCOME | (D)<br>CHARITABLE<br>PURPOSES |
|------------------------------|------------------------------|-----------------------------------|-------------------------------|-------------------------------|
| ACCOUNTING FEES              | 3,750.                       | 0.                                |                               | 3,750.                        |
| TO FORM 990-PF, PG 1, LN 16B | 3,750.                       | 0.                                |                               | 3,750.                        |

---



---

|             |                         |           |   |
|-------------|-------------------------|-----------|---|
| FORM 990-PF | OTHER PROFESSIONAL FEES | STATEMENT | 5 |
|-------------|-------------------------|-----------|---|

---

| DESCRIPTION                        | (A)<br>EXPENSES<br>PER BOOKS | (B)<br>NET INVEST-<br>MENT INCOME | (C)<br>ADJUSTED<br>NET INCOME | (D)<br>CHARITABLE<br>PURPOSES |
|------------------------------------|------------------------------|-----------------------------------|-------------------------------|-------------------------------|
| INVESTMENT ADVISORY FEES           | 35,651.                      | 35,651.                           |                               | 0.                            |
| PARTNERSHIP INVESTMENT<br>EXPENSES | 1,371.                       | 1,371.                            |                               | 0.                            |
| TO FORM 990-PF, PG 1, LN 16C       | 37,022.                      | 37,022.                           |                               | 0.                            |

| FORM 990-PF                         | TAXES                        |                                   |                               | STATEMENT                     | 6  |
|-------------------------------------|------------------------------|-----------------------------------|-------------------------------|-------------------------------|----|
| DESCRIPTION                         | (A)<br>EXPENSES<br>PER BOOKS | (B)<br>NET INVEST-<br>MENT INCOME | (C)<br>ADJUSTED<br>NET INCOME | (D)<br>CHARITABLE<br>PURPOSES |    |
| FOREIGN TAXES                       | 1,370.                       | 1,370.                            |                               |                               | 0. |
| 2010 FEDERAL EXCISE TAX             | 524.                         | 0.                                |                               |                               | 0. |
| 2011 FEDERAL EXCISE TAX<br>ESTIMATE | 3,160.                       | 0.                                |                               |                               | 0. |
| TO FORM 990-PF, PG 1, LN 18         | 5,054.                       | 1,370.                            |                               |                               | 0. |

| FORM 990-PF                          | OTHER EXPENSES               |                                   |                               | STATEMENT                     | 7      |
|--------------------------------------|------------------------------|-----------------------------------|-------------------------------|-------------------------------|--------|
| DESCRIPTION                          | (A)<br>EXPENSES<br>PER BOOKS | (B)<br>NET INVEST-<br>MENT INCOME | (C)<br>ADJUSTED<br>NET INCOME | (D)<br>CHARITABLE<br>PURPOSES |        |
| STATE OF OHIO FILING FEE             | 200.                         | 0.                                |                               |                               | 200.   |
| OFFICE EXPENSE                       | 869.                         | 0.                                |                               |                               | 869.   |
| BANK SERVICE CHARGES AND<br>MISC EXP | 2,158.                       | 0.                                |                               |                               | 2,158. |
| POSTAGE                              | 90.                          | 0.                                |                               |                               | 90.    |
| TO FORM 990-PF, PG 1, LN 23          | 3,317.                       | 0.                                |                               |                               | 3,317. |

| FORM 990-PF                            | OTHER INCREASES IN NET ASSETS OR FUND BALANCES |  |  | STATEMENT | 8        |
|--|--|--|--|-----------|----------|
| DESCRIPTION                            |  |  |  |           | AMOUNT   |
| TIMING AND PRIOR PERIOD ADJUSTMENTS    |  |  |  |           | 112,609. |
| TOTAL TO FORM 990-PF, PART III, LINE 3 |  |  |  |           | 112,609. |

| FORM 990-PF                               | CORPORATE STOCK | STATEMENT         | 9 |
|---|-----------------|-------------------|---|
| DESCRIPTION                               | BOOK VALUE      | FAIR MARKET VALUE |   |
| WILLIAM BLAIR & CO. ACCT #145-38044       | 2,186,865.      | 2,635,410.        |   |
| MORGANSTANLEY SMITHBARNEY (FKA CITIGROUP) | 1,429,453.      | 1,955,208.        |   |
| NORTHERN TRUST ACCT #23-72155             | 0.              | 0.                |   |
| BARON FUNDS                               | 1,920,730.      | 1,946,885.        |   |
| TOTAL TO FORM 990-PF, PART II, LINE 10B   | 5,537,048.      | 6,537,503.        |   |

| FORM 990-PF                               | CORPORATE BONDS | STATEMENT         | 10 |
|---|-----------------|-------------------|----|
| DESCRIPTION                               | BOOK VALUE      | FAIR MARKET VALUE |    |
| MORGANSTANLEY SMITHBARNEY (FKA CITIGROUP) | 585,240.        | 582,223.          |    |
| TOTAL TO FORM 990-PF, PART II, LINE 10C   | 585,240.        | 582,223.          |    |

| FORM 990-PF                            | OTHER INVESTMENTS | STATEMENT  | 11                |
|--|-------------------|------------|-------------------|
| DESCRIPTION                            | VALUATION METHOD  | BOOK VALUE | FAIR MARKET VALUE |
| MC HOLDINGS, LLC                       | COST              | 9,909.     | 9,909.            |
| WILLIAM BLAIR CAPITAL PARTNERS         | COST              | 48,655.    | 48,655.           |
| CONSUMER INNOVATION PARTNERS LP        | COST              | 2,116.     | 2,116.            |
| SUPERIOR PRODUCTS, INC.                | COST              | 400,000.   | 400,000.          |
| TOTAL TO FORM 990-PF, PART II, LINE 13 |                   | 460,680.   | 460,680.          |

| FORM 990-PF               | OTHER ASSETS               | STATEMENT              | 12                |
|---------------------------|----------------------------|------------------------|-------------------|
| DESCRIPTION               | BEGINNING OF YR BOOK VALUE | END OF YEAR BOOK VALUE | FAIR MARKET VALUE |
| OPPORTUNITY INTERNATIONAL | 500,000.                   | 500,000.               | 500,000.          |
| ACCION GLOBAL BRIDGE FUND | 100,000.                   | 100,000.               | 100,000.          |
| GLOBAL PARTNERSHIPS 2006  | 46,205.                    | 4,392.                 | 4,392.            |
| AMIGOS DE HONDURAS        | 300,000.                   | 200,000.               | 200,000.          |
| GLOBAL PARTNERSHIPS 2008  | 300,000.                   | 300,000.               | 300,000.          |

## JOHN F. AND MARY A. GEISSE FOUNDATION

23-7049780

|   |            |            |            |
|---|------------|------------|------------|
| GLOBAL PARTNERSHIPS 2010                      | 137,000.   | 300,000.   | 300,000.   |
| DEUTSCHE BANK MICROCREDIT<br>DEVELOPMENT FUND | 0.         | 100,000.   | 100,000.   |
| TO FORM 990-PF, PART II, LINE 15              | 1,383,205. | 1,504,392. | 1,504,392. |