



See a Social Security Number? Say Something!
Report Privacy Problems to <https://public.resource.org/privacy>
Or call the IRS Identity Theft Hotline at 1-800-908-4490



Form **990-PF**

Department of the Treasury
Internal Revenue Service

Return of Private Foundation
or Section 4947(a)(1) Nonexempt Charitable Trust
Treated as a Private Foundation

Note. The foundation may be able to use a copy of this return to satisfy state reporting requirements

OMB No 1545-0052

2011

For calendar year 2011, or tax year beginning 01-01-2011 , and ending 12-31-2011

G Check all that apply

☐ Initial return

☐ Initial return of a former public charity

☐ Final return

☐ Amended return

☐ Address change

☐ Name change

Name of foundation
McLean Contributionship

% CHARLES E CATHERWOOD

Number and street (or P O box number if mail is not delivered to street address)
945 HAVERFORD RD

Room/suite

City or town, state, and ZIP code
BRYN MAWR, PA 19010

A Employer identification number
23-6396940

B Telephone number (see page 10 of the instructions)
(610) 527-6330

C If exemption application is pending, check here ☐

D 1. Foreign organizations, check here ☐

2. Foreign organizations meeting the 85% test, check here and attach computation ☐

E If private foundation status was terminated under section 507(b)(1)(A), check here ☐

F If the foundation is in a 60-month termination under section 507(b)(1)(B), check here ☐

H Check type of organization ☒ Section 501(c)(3) exempt private foundation

☐ Section 4947(a)(1) nonexempt charitable trust ☐ Other taxable private foundation

I Fair market value of all assets at end of year (from Part II, col. (c), line 16)
\$ 37,410,933





J Accounting method ☒ Cash ☐ Accrual
☐ Other (specify) _____
(Part I, column (d) must be on cash basis.)

| Part I Analysis of Revenue and Expenses (The total of amounts in columns (b), (c), and (d) may not necessarily equal the amounts in column (a) (see page 11 of the instructions)) | | (a) Revenue and expenses per books | (b) Net investment income | (c) Adjusted net income | (d) Disbursements for charitable purposes (cash basis only) |
|--|--|------------------------------------|---------------------------|-------------------------|---|
| Revenue | 1 Contributions, gifts, grants, etc , received (attach schedule) | 10,348 | | | |
| | 2 Check <input checked="" type="checkbox"/> if the foundation is not required to attach Sch B | | | | |
| | 3 Interest on savings and temporary cash investments | | | | |
| | 4 Dividends and interest from securities. | 921,366 | 921,366 | 921,366 | |
| | 5a Gross rents | | | | |
| | b Net rental income or (loss) _____ | | | | |
| | 6a Net gain or (loss) from sale of assets not on line 10 | 2,874,247 | | | |
| | b Gross sales price for all assets on line 6a _____ 9,588,561 | | | | |
| | 7 Capital gain net income (from Part IV, line 2) | | 2,874,247 | | |
| | 8 Net short-term capital gain | | | | |
| | 9 Income modifications | | | | |
| | 10a Gross sales less returns and allowances | | | | |
| | b Less Cost of goods sold | | | | |
| Operating and Administrative Expenses | c Gross profit or (loss) (attach schedule) | | | | |
| | 11 Other income (attach schedule) | 67 | | | |
| | 12 Total. Add lines 1 through 11 | 3,806,028 | 3,795,613 | 921,366 | |
| | 13 Compensation of officers, directors, trustees, etc | 0 | | | |
| | 14 Other employee salaries and wages | | | | |
| | 15 Pension plans, employee benefits | | | | |
| | 16a Legal fees (attach schedule). | | | | |
| | b Accounting fees (attach schedule). | | | | |
| | c Other professional fees (attach schedule) | 120,677 | 120,677 | 120,677 | |
| | 17 Interest | | | | |
| | 18 Taxes (attach schedule) (see page 14 of the instructions) | 60,000 | | | |
| | 19 Depreciation (attach schedule) and depletion . . . | | | | |
| | 20 Occupancy | | | | |
| | 21 Travel, conferences, and meetings | | | | |
| | 22 Printing and publications | | | | |
| | 23 Other expenses (attach schedule). | 136,791 | 21,699 | 21,699 | 115,092 |
| | 24 Total operating and administrative expenses. | | | | |
| | Add lines 13 through 23 | 317,468 | 142,376 | 142,376 | 115,092 |
| | 25 Contributions, gifts, grants paid | 1,897,274 | | | 1,897,274 |
| | 26 Total expenses and disbursements. Add lines 24 and 25 | 2,214,742 | 142,376 | 142,376 | 2,012,366 |
| | 27 Subtract line 26 from line 12 | | | | |
| | a Excess of revenue over expenses and disbursements | 1,591,286 | | | |
| | b Net investment income (if negative, enter -0-) | | 3,653,237 | | |
| | c Adjusted net income (if negative, enter -0-) | | | 778,990 | |

Part II



Balance Sheets

Attached schedules and amounts in the description column should be for end-of-year amounts only (See instructions)

| | | Beginning of year | End of year | | |
|-------------|---|--|--|--|------------|
| | | (a) Book Value | (b) Book Value | (c) Fair Market Value | |
| Assets | 1 | Cash—non-interest-bearing | 139,197 | 100,315 | 100,315 |
| | 2 | Savings and temporary cash investments | | | |
| | 3 | Accounts receivable ▶ _____ Less allowance for doubtful accounts ▶ _____ | | | |
| | 4 | Pledges receivable ▶ _____ Less allowance for doubtful accounts ▶ _____ | | | |
| | 5 | Grants receivable | | | |
| | 6 | Receivables due from officers, directors, trustees, and other disqualified persons (attach schedule) (see page 15 of the instructions) | | | |
| | 7 | Other notes and loans receivable (attach schedule) ▶ _____ Less allowance for doubtful accounts ▶ _____ | | | |
| | 8 | Inventories for sale or use | | | |
| | 9 | Prepaid expenses and deferred charges | | | |
| | 10a | Investments—U S and state government obligations (attach schedule) | 2,888,940 |  3,791,462 | 4,140,340 |
| | b | Investments—corporate stock (attach schedule) | 22,248,477 |  22,370,770 | 28,118,886 |
| | c | Investments—corporate bonds (attach schedule). | 2,757,339 |  3,447,219 | 3,541,957 |
| | 11 | Investments—land, buildings, and equipment basis ▶ _____ Less accumulated depreciation (attach schedule) ▶ _____ | | | |
| | 12 | Investments—mortgage loans | 16,943 | 13,888 | 17,241 |
| | 13 | Investments—other (attach schedule) | 1,629,859 |  1,492,194 | 1,492,194 |
| | 14 | Land, buildings, and equipment basis ▶ _____ Less accumulated depreciation (attach schedule) ▶ _____ | | | |
| 15 | Other assets (describe ▶ _____) | | | | |
| 16 | Total assets (to be completed by all filers—see the instructions Also, see page 1, item I) | 29,680,755 | 31,215,848 | 37,410,933 | |
| Liabilities | 17 | Accounts payable and accrued expenses | | | |
| | 18 | Grants payable | | | |
| | 19 | Deferred revenue | | | |
| | 20 | Loans from officers, directors, trustees, and other disqualified persons | | | |
| | 21 | Mortgages and other notes payable (attach schedule) | | | |
| | 22 | Other liabilities (describe ▶ _____) | | | |
| | 23 | Total liabilities (add lines 17 through 22) | | 0 | |
| | Net Assets or Fund Balances | | Foundations that follow SFAS 117, check here ▶ <input type="checkbox"/> and complete lines 24 through 26 and lines 30 and 31. | | |
| 24 | | Unrestricted | | | |
| 25 | | Temporarily restricted | | | |
| 26 | | Permanently restricted | | | |
| | | Foundations that do not follow SFAS 117, check here ▶ <input checked="" type="checkbox"/> and complete lines 27 through 31. | | | |
| 27 | | Capital stock, trust principal, or current funds | 5,994,080 | 6,004,427 | |
| 28 | | Paid-in or capital surplus, or land, bldg , and equipment fund | | | |
| 29 | | Retained earnings, accumulated income, endowment, or other funds | 23,686,675 | 25,211,421 | |
| 30 | | Total net assets or fund balances (see page 17 of the instructions) | 29,680,755 | 31,215,848 | |
| 31 | | Total liabilities and net assets/fund balances (see page 17 of the instructions) | 29,680,755 | 31,215,848 | |

Part III

Analysis of Changes in Net Assets or Fund Balances

| | | | |
|---|--|---|------------|
| 1 | Total net assets or fund balances at beginning of year—Part II, column (a), line 30 (must agree with end-of-year figure reported on prior year’s return) | 1 | 29,680,755 |
| 2 | Enter amount from Part I, line 27a | 2 | 1,591,286 |
| 3 | Other increases not included in line 2 (itemize) ▶  | 3 | 712 |
| 4 | Add lines 1, 2, and 3 | 4 | 31,272,753 |
| 5 | Decreases not included in line 2 (itemize) ▶  | 5 | 56,905 |
| 6 | Total net assets or fund balances at end of year (line 4 minus line 5)—Part II, column (b), line 30 | 6 | 31,215,848 |

Part IV Capital Gains and Losses for Tax on Investment Income

| | | | | |
|---|---------------------------|--|--------------------------------------|----------------------------------|
| (a) List and describe the kind(s) of property sold (e g , real estate, 2-story brick warehouse, or common stock, 200 shs MLC Co) | | (b) How acquired P—Purchase D—Donation | (c) Date acquired (mo , day, yr) | (d) Date sold (mo , day, yr) |
| 1a | See Additional Data Table | | | |
| b | | | | |
| c | | | | |
| d | | | | |
| e | | | | |

| | | | |
|-----------------------|--|---|--|
| (e) Gross sales price | (f) Depreciation allowed (or allowable) | (g) Cost or other basis plus expense of sale | (h) Gain or (loss) (e) plus (f) minus (g) |
| a | See Additional Data Table | | |
| b | | | |
| c | | | |
| d | | | |
| e | | | |

| | | | |
|---|--------------------------------------|---|---|
| Complete only for assets showing gain in column (h) and owned by the foundation on 12/31/69 | | | (l) Gains (Col (h) gain minus col (k), but not less than -0-) or Losses (from col (h)) |
| (i) F M V as of 12/31/69 | (j) Adjusted basis as of 12/31/69 | (k) Excess of col (i) over col (j), if any | |
| a | See Additional Data Table | | |
| b | | | |
| c | | | |
| d | | | |
| e | | | |

| | | | | |
|---|---|---|---|-----------|
| 2 | Capital gain net income or (net capital loss) | { If gain, also enter in Part I, line 7 If (loss), enter -0- in Part I, line 7 } | 2 | 2,874,247 |
| 3 | Net short-term capital gain or (loss) as defined in sections 1222(5) and (6) If gain, also enter in Part I, line 8, column (c) (see pages 13 and 17 of the instructions) If (loss), enter -0- in Part I, line 8 | | 3 | |

Part V Qualification Under Section 4940(e) for Reduced Tax on Net Investment Income

(For optional use by domestic private foundations subject to the section 4940(a) tax on net investment income)

If section 4940(d)(2) applies, leave this part blank

Was the foundation liable for the section 4942 tax on the distributable amount of any year in the base period? ☐ Yes ☒ No
If "Yes," the foundation does not qualify under section 4940(e) Do not complete this part

1 Enter the appropriate amount in each column for each year, see page 18 of the instructions before making any entries

| | | | |
|--|--|--|---|
| (a) Base period years Calendar year (or tax year beginning in) | (b) Adjusted qualifying distributions | (c) Net value of noncharitable-use assets | (d) Distribution ratio (col (b) divided by col (c)) |
| 2010 | 2,204,409 | 41,502,172 | 0 053116 |
| 2009 | 2,098,293 | 41,887,102 | 0 050094 |
| 2008 | 2,564,778 | 48,576,160 | 0 052799 |
| 2007 | 2,886,395 | 55,807,939 | 0 05172 |
| 2006 | 2,761,698 | 52,905,835 | 0 0522 |

| | | | |
|---|--|---|------------|
| 2 | Total of line 1, column (d). | 2 | 0 259929 |
| 3 | Average distribution ratio for the 5-year base period—divide the total on line 2 by 5, or by the number of years the foundation has been in existence if less than 5 years | 3 | 0 051986 |
| 4 | Enter the net value of noncharitable-use assets for 2011 from Part X, line 5. | 4 | 37,862,081 |
| 5 | Multiply line 4 by line 3. | 5 | 1,968,298 |
| 6 | Enter 1% of net investment income (1% of Part I, line 27b). | 6 | 36,532 |
| 7 | Add lines 5 and 6. | 7 | 2,004,830 |
| 8 | Enter qualifying distributions from Part XII, line 4. | 8 | 2,012,366 |

If line 8 is equal to or greater than line 7, check the box in Part VI, line 1b, and complete that part using a 1% tax rate See the Part VI instructions on page 18

Part VIExcise Tax Based on Investment Income (Section 4940(a), 4940(b), 4940(e), or 4948—see page 18 of the instructions)

| | | | | | |
|----|--|--|-----------------------------------|--------|--------|
| 1a | | Exempt operating foundations described in section 4940(d)(2), check here <input type="checkbox"/> and enter "N/A" on line 1 | | | |
| | | Date of ruling or determination letter _____ (attach copy of letter if necessary—see instructions) | | | |
| b | | Domestic foundations that meet the section 4940(e) requirements in Part V, check here <input checked="" type="checkbox"/> and enter 1% of Part I, line 27b | | 1 | 36,532 |
| c | | All other domestic foundations enter 2% of line 27b Exempt foreign organizations enter 4% of Part I, line 12, col (b) | | | |
| 2 | | Tax under section 511 (domestic section 4947(a)(1) trusts and taxable foundations only Others enter -0-) | | 2 | |
| 3 | | Add lines 1 and 2. | | 3 | 36,532 |
| 4 | | Subtitle A (income) tax (domestic section 4947(a)(1) trusts and taxable foundations only Others enter -0-) | | 4 | |
| 5 | | Tax based on investment income. Subtract line 4 from line 3 If zero or less, enter -0- | | 5 | 36,532 |
| 6 | | Credits/Payments | | | |
| a | | 2011 estimated tax payments and 2010 overpayment credited to 2011 | 6a | 81,796 | |
| b | | Exempt foreign organizations—tax withheld at source | 6b | | |
| c | | Tax paid with application for extension of time to file (Form 8868) | 6c | | |
| d | | Backup withholding erroneously withheld | 6d | | |
| 7 | | Total credits and payments Add lines 6a through 6d. | | 7 | 81,796 |
| 8 | | Enter any penalty for underpayment of estimated tax Check here <input type="checkbox"/> if Form 2220 is attached | | 8 | |
| 9 | | Tax due. If the total of lines 5 and 8 is more than line 7, enter amount owed | | 9 | |
| 10 | | Overpayment. If line 7 is more than the total of lines 5 and 8, enter the amount overpaid. | | 10 | 45,264 |
| 11 | | Enter the amount of line 10 to be Credited to 2012 estimated tax <input type="checkbox"/> 45,264 | Refunded <input type="checkbox"/> | 11 | |

Part VII-AStatements Regarding Activities

| | | | | |
|----|---|----|-----|----|
| 1a | During the tax year, did the foundation attempt to influence any national, state, or local legislation or did it participate or intervene in any political campaign? | | Yes | No |
| | | 1a | | No |
| b | Did it spend more than \$100 during the year (either directly or indirectly) for political purposes (see page 19 of the instructions for definition)? | | | No |
| | If the answer is "Yes" to 1a or 1b, attach a detailed description of the activities and copies of any materials published or distributed by the foundation in connection with the activities. | | | |
| c | Did the foundation file Form 1120-POL for this year? | 1c | | No |
| d | Enter the amount (if any) of tax on political expenditures (section 4955) imposed during the year (1) On the foundation <input type="checkbox"/> \$ _____ (2) On foundation managers <input type="checkbox"/> \$ _____ | | | |
| e | Enter the reimbursement (if any) paid by the foundation during the year for political expenditure tax imposed on foundation managers <input type="checkbox"/> \$ _____ | | | |
| 2 | Has the foundation engaged in any activities that have not previously been reported to the IRS? | 2 | | No |
| | If "Yes," attach a detailed description of the activities. | | | |
| 3 | Has the foundation made any changes, not previously reported to the IRS, in its governing instrument, articles of incorporation, or bylaws, or other similar instruments? If "Yes," attach a conformed copy of the changes | 3 | | No |
| 4a | Did the foundation have unrelated business gross income of \$1,000 or more during the year? | 4a | | No |
| b | If "Yes," has it filed a tax return on Form 990-T for this year? | 4b | | |
| 5 | Was there a liquidation, termination, dissolution, or substantial contraction during the year? | 5 | | No |
| | If "Yes," attach the statement required by General Instruction T. | | | |
| 6 | Are the requirements of section 508(e) (relating to sections 4941 through 4945) satisfied either | | | |
| | • By language in the governing instrument, or | | | |
| | • By state legislation that effectively amends the governing instrument so that no mandatory directions that conflict with the state law remain in the governing instrument? | 6 | Yes | |
| 7 | Did the foundation have at least \$5,000 in assets at any time during the year? If "Yes," complete Part II, col (c), and Part XV | 7 | Yes | |
| 8a | Enter the states to which the foundation reports or with which it is registered (see page 19 of the instructions) <input type="checkbox"/> PA _____ | | | |
| b | If the answer is "Yes" to line 7, has the foundation furnished a copy of Form 990-PF to the Attorney General (or designate) of each state as required by General Instruction G? If "No," attach explanation . | 8b | Yes | |
| 9 | Is the foundation claiming status as a private operating foundation within the meaning of section 4942(j)(3) or 4942(j)(5) for calendar year 2011 or the taxable year beginning in 2011 (see instructions for Part XIV on page 27)? If "Yes," complete Part XIV | 9 | | No |
| 10 | Did any persons become substantial contributors during the tax year? If "Yes," attach a schedule listing their names and addresses | 10 | | No |

Part VII-A

Statements Regarding Activities *(continued)*

| | | | | | | |
|---|--|----|-----|----|--|--|
| 11 | At any time during the year, did the foundation, directly or indirectly, own a controlled entity within the meaning of section 512(b)(13)? If "Yes," attach schedule (see page 20 of the instructions). | 11 | | No | | |
| 12 | Did the foundation acquire a direct or indirect interest in any applicable insurance contract before August 17, 2008? | 12 | | No | | |
| 13 | Did the foundation comply with the public inspection requirements for its annual returns and exemption application? Website address ▶ <u>http //fdncenter org/grantmaker/mclean</u> | 13 | Yes | | | |
| 14 | The books are in care of ▶ <u>CHARLES E CATHERWOOD</u> Telephone no ▶ <u>(610) 527-6330</u> Located at ▶ <u>945 HAVERFORD RD STE A BRYN MAWR PA</u> ZIP +4 ▶ <u>190103814</u> | | | | | |
| 15 | Section 4947(a)(1) nonexempt charitable trusts filing Form 990-PF in lieu of Form 1041 —Check here ▶ <input type="checkbox"/> and enter the amount of tax-exempt interest received or accrued during the year ▶ <table><tr><td>15</td><td></td></tr></table> | 15 | | | | |
| 15 | | | | | | |
| 16 | At any time during calendar year 2011, did the foundation have an interest in or a signature or other authority over a bank, securities, or other financial account in a foreign country? | 16 | Yes | No | | |
| See the instructions for exceptions and filing requirements for Form TD F 90-22 1 If "Yes", enter the name of the foreign country ▶ | | | | | | |

Part VII-B

Statements Regarding Activities for Which Form 4720 May Be Required

| | | | | |
|---|---|----|-----|----|
| File Form 4720 if any item is checked in the "Yes" column, unless an exception applies. | | | Yes | No |
| 1a | During the year did the foundation (either directly or indirectly) (1) Engage in the sale or exchange, or leasing of property with a disqualified person? <input type="checkbox"/> Yes <input checked="" type="checkbox"/> No (2) Borrow money from, lend money to, or otherwise extend credit to (or accept it from) a disqualified person?. <input type="checkbox"/> Yes <input checked="" type="checkbox"/> No (3) Furnish goods, services, or facilities to (or accept them from) a disqualified person? <input type="checkbox"/> Yes <input checked="" type="checkbox"/> No (4) Pay compensation to, or pay or reimburse the expenses of, a disqualified person? <input type="checkbox"/> Yes <input checked="" type="checkbox"/> No (5) Transfer any income or assets to a disqualified person (or make any of either available for the benefit or use of a disqualified person)?. <input type="checkbox"/> Yes <input checked="" type="checkbox"/> No (6) Agree to pay money or property to a government official? (Exception. Check "No" if the foundation agreed to make a grant to or to employ the official for a period after termination of government service, if terminating within 90 days). <input type="checkbox"/> Yes <input checked="" type="checkbox"/> No | | | |
| b | If any answer is "Yes" to 1a(1)–(6), did any of the acts fail to qualify under the exceptions described in Regulations section 53.4941(d)-3 or in a current notice regarding disaster assistance (see page 20 of the instructions)?. . . Organizations relying on a current notice regarding disaster assistance check here. ▶ <input type="checkbox"/> | 1b | | |
| c | Did the foundation engage in a prior year in any of the acts described in 1a, other than excepted acts, that were not corrected before the first day of the tax year beginning in 2011?. | 1c | | No |
| 2 | Taxes on failure to distribute income (section 4942) (does not apply for years the foundation was a private operating foundation defined in section 4942(j)(3) or 4942(j)(5)) | | | |
| a | At the end of tax year 2011, did the foundation have any undistributed income (lines 6d and 6e, Part XIII) for tax year(s) beginning before 2011?. <input type="checkbox"/> Yes <input checked="" type="checkbox"/> No If "Yes," list the years ▶ 20____, 20____, 20____, 20____ | | | |
| b | Are there any years listed in 2a for which the foundation is not applying the provisions of section 4942(a)(2) (relating to incorrect valuation of assets) to the year's undistributed income? (If applying section 4942(a)(2) to all years listed, answer "No" and attach statement—see page 20 of the instructions). | 2b | | |
| c | If the provisions of section 4942(a)(2) are being applied to any of the years listed in 2a, list the years here ▶ 20____, 20____, 20____, 20____ | | | |
| 3a | Did the foundation hold more than a 2% direct or indirect interest in any business enterprise at any time during the year?. <input type="checkbox"/> Yes <input checked="" type="checkbox"/> No | | | |
| b | If "Yes," did it have excess business holdings in 2011 as a result of (1) any purchase by the foundation or disqualified persons after May 26, 1969, (2) the lapse of the 5-year period (or longer period approved by the Commissioner under section 4943(c)(7)) to dispose of holdings acquired by gift or bequest, or (3) the lapse of the 10-, 15-, or 20-year first phase holding period? (<i>Use Schedule C, Form 4720, to determine if the foundation had excess business holdings in 2011.</i>). | 3b | | |
| 4a | Did the foundation invest during the year any amount in a manner that would jeopardize its charitable purposes? | 4a | | No |
| b | Did the foundation make any investment in a prior year (but after December 31, 1969) that could jeopardize its charitable purpose that had not been removed from jeopardy before the first day of the tax year beginning in 2011? | 4b | | No |

Part VII-B

Statements Regarding Activities for Which Form 4720 May Be Required (continued)

| | | | | |
|----|---|------------------------------|--|----|
| 5a | During the year did the foundation pay or incur any amount to | | | |
| | (1) Carry on propaganda, or otherwise attempt to influence legislation (section 4945(e))? | <input type="checkbox"/> Yes | <input checked="" type="checkbox"/> No | |
| | (2) Influence the outcome of any specific public election (see section 4955), or to carry on, directly or indirectly, any voter registration drive? | <input type="checkbox"/> Yes | <input checked="" type="checkbox"/> No | |
| | (3) Provide a grant to an individual for travel, study, or other similar purposes? | <input type="checkbox"/> Yes | <input checked="" type="checkbox"/> No | |
| | (4) Provide a grant to an organization other than a charitable, etc , organization described in section 509(a)(1), (2), or (3), or section 4940(d)(2)? (see page 22 of the instructions). | <input type="checkbox"/> Yes | <input checked="" type="checkbox"/> No | |
| | (5) Provide for any purpose other than religious, charitable, scientific, literary, or educational purposes, or for the prevention of cruelty to children or animals? | <input type="checkbox"/> Yes | <input checked="" type="checkbox"/> No | |
| b | If any answer is "Yes" to 5a(1)–(5), did any of the transactions fail to qualify under the exceptions described in Regulations section 53.4945 or in a current notice regarding disaster assistance (see page 22 of the instructions)? Organizations relying on a current notice regarding disaster assistance check here. | 5b | | |
| c | If the answer is "Yes" to question 5a(4), does the foundation claim exemption from the tax because it maintained expenditure responsibility for the grant? <i>If "Yes," attach the statement required by Regulations section 53.4945–5(d).</i> | | | |
| 6a | Did the foundation, during the year, receive any funds, directly or indirectly, to pay premiums on a personal benefit contract? | | | |
| b | Did the foundation, during the year, pay premiums, directly or indirectly, on a personal benefit contract? <i>If "Yes" to 6b, file Form 8870.</i> | 6b | | No |
| 7a | At any time during the tax year, was the foundation a party to a prohibited tax shelter transaction? | | | |
| b | If yes, did the foundation receive any proceeds or have any net income attributable to the transaction? | 7b | | |

Part VIII

Information About Officers, Directors, Trustees, Foundation Managers, Highly Paid Employees, and Contractors

| | | | | |
|---|---|---|---|---------------------------------------|
| 1 List all officers, directors, trustees, foundation managers and their compensation (see page 22 of the instructions). | | | | |
| (a) Name and address | (b) Title, and average hours per week devoted to position | (c) Compensation (If not paid, enter -0-) | (d) Contributions to employee benefit plans and deferred compensation | (e) Expense account, other allowances |
| See Additional Data Table | | | | |
| | | | | |
| | | | | |
| | | | | |
| | | | | |
| | | | | |
| | | | | |
| 2 Compensation of five highest-paid employees (other than those included on line 1—see page 23 of the instructions). If none, enter "NONE." | | | | |
| (a) Name and address of each employee paid more than \$50,000 | (b) Title, and average hours per week devoted to position | (c) Compensation | (d) Contributions to employee benefit plans and deferred compensation | (e) Expense account, other allowances |
| | | | | |
| | | | | |
| | | | | |
| | | | | |
| | | | | |
| | | | | |
| | | | | |
| | | | | |
| Total number of other employees paid over \$50,000. | | | | |

Part VIII

| (a) Name and address of each person paid more than \$50,000 | (b) Type of service | (c) Compensation |
|---|---------------------|------------------|
| JOHN W BRISTOL & COMPANY INC | INVESTMENT MGMT | 120,677 |
| 48 WALL ST | | |
| NEW YORK,NH 10005 | | |
| | | |
| | | |
| | | |
| | | |
| | | |
| | | |
| | | |
| | | |
| | | |

1

Part IX-A

Expenses

1

2

3

4

Part IX-B

Amount

1 NONE

2

All other program-related investments See page 24 of the instructions

3

10

Part X

Minimum Investment Return (All domestic foundations must complete this part. Foreign foundations, see page 24 of the instructions.)

| | | | |
|----------|--|-----------|------------|
| 1 | Fair market value of assets not used (or held for use) directly in carrying out charitable, etc , purposes | | |
| a | Average monthly fair market value of securities. | 1a | 38,389,656 |
| b | Average of monthly cash balances. | 1b | 49,005 |
| c | Fair market value of all other assets (see page 24 of the instructions). | 1c | 0 |
| d | Total (add lines 1a, b, and c). | 1d | 38,438,661 |
| e | Reduction claimed for blockage or other factors reported on lines 1a and 1c (attach detailed explanation). | 1e | |
| 2 | Acquisition indebtedness applicable to line 1 assets. | 2 | 0 |
| 3 | Subtract line 2 from line 1d. | 3 | 38,438,661 |
| 4 | Cash deemed held for charitable activities Enter 1 1/2% of line 3 (for greater amount, see page 25 of the instructions). | 4 | 576,580 |
| 5 | Net value of noncharitable-use assets. Subtract line 4 from line 3 Enter here and on Part V, line 4 | 5 | 37,862,081 |
| 6 | Minimum investment return. Enter 5% of line 5. | 6 | 1,893,104 |

Part XI

Distributable Amount (see page 25 of the instructions) (Section 4942(j)(3) and (j)(5) private operating foundations and certain foreign organizations check here ☒ and do not complete this part.)

| | | | |
|-----------|--|-----------|-----------|
| 1 | Minimum investment return from Part X, line 6. | 1 | 1,893,104 |
| 2a | Tax on investment income for 2011 from Part VI, line 5. | 2a | 36,532 |
| b | Income tax for 2011 (This does not include the tax from Part VI). | 2b | |
| c | Add lines 2a and 2b. | 2c | 36,532 |
| 3 | Distributable amount before adjustments Subtract line 2c from line 1. | 3 | 1,856,572 |
| 4 | Recoveries of amounts treated as qualifying distributions. | 4 | |
| 5 | Add lines 3 and 4. | 5 | 1,856,572 |
| 6 | Deduction from distributable amount (see page 25 of the instructions). | 6 | |
| 7 | Distributable amount as adjusted Subtract line 6 from line 5 Enter here and on Part XIII, line 1. | 7 | 1,856,572 |

Part XII

Qualifying Distributions (see page 25 of the instructions)

| | | | |
|---|---|-----------|-----------|
| 1 | Amounts paid (including administrative expenses) to accomplish charitable, etc , purposes | | |
| a | Expenses, contributions, gifts, etc —total from Part I, column (d), line 26. | 1a | 2,012,366 |
| b | Program-related investments—total from Part IX-B. | 1b | 0 |
| 2 | Amounts paid to acquire assets used (or held for use) directly in carrying out charitable, etc , purposes. | 2 | 0 |
| 3 | Amounts set aside for specific charitable projects that satisfy the | | |
| a | Suitability test (prior IRS approval required). | 3a | 0 |
| b | Cash distribution test (attach the required schedule). | 3b | 0 |
| 4 | Qualifying distributions. Add lines 1a through 3b Enter here and on Part V, line 8, and Part XIII, line 4 | 4 | 2,012,366 |
| 5 | Foundations that qualify under section 4940(e) for the reduced rate of tax on net investment income Enter 1% of Part I, line 27b (see page 26 of the instructions). | 5 | 36,532 |
| 6 | Adjusted qualifying distributions. Subtract line 5 from line 4. | 6 | 1,975,834 |
| Note: The amount on line 6 will be used in Part V, column (b), in subsequent years when calculating whether the foundation qualifies for the section 4940(e) reduction of tax in those years | | | |

Part XIII

Undistributed Income (see page 26 of the instructions)

| | | | | | |
|----|---|---------------|----------------------------|-------------|-------------|
| | | (a) Corpus | (b) Years prior to 2010 | (c) 2010 | (d) 2011 |
| 1 | Distributable amount for 2011 from Part XI, line 7 | | | | 1,856,572 |
| 2 | Undistributed income, if any, as of the end of 2011 | | | | |
| a | Enter amount for 2010 only. | | | 0 | |
| b | Total for prior years 2009 , 2008 , 2007 | | 0 | | |
| 3 | Excess distributions carryover, if any, to 2011 | | | | |
| a | From 2006. | | | | 180,831 |
| b | From 2007. | | | | 225,107 |
| c | From 2008. | | | | 158,202 |
| d | From 2009. | | | | 24,412 |
| e | From 2010. | | | | 172,890 |
| f | Total of lines 3a through e. | 761,442 | | | |
| 4 | Qualifying distributions for 2011 from Part XII, line 4 ▶ \$ 2,012,366 | | | | |
| a | Applied to 2010, but not more than line 2a | | | 0 | |
| b | Applied to undistributed income of prior years (Election required—see page 26 of the instructions) | | | | |
| c | Treated as distributions out of corpus (Election required—see page 26 of the instructions). . . | | | | |
| d | Applied to 2011 distributable amount. | | | | 1,856,572 |
| e | Remaining amount distributed out of corpus | 155,794 | | | |
| 5 | Excess distributions carryover applied to 2011 (If an amount appears in column (d), the same amount must be shown in column (a).) | | | | |
| 6 | Enter the net total of each column as indicated below: | | | | |
| a | Corpus Add lines 3f, 4c, and 4e Subtract line 5 | 917,236 | | | |
| b | Prior years' undistributed income Subtract line 4b from line 2b. | | 0 | | |
| c | Enter the amount of prior years' undistributed income for which a notice of deficiency has been issued, or on which the section 4942(a) tax has been previously assessed. | | | | |
| d | Subtract line 6c from line 6b Taxable amount—see page 27 of the instructions . . . | | 0 | | |
| e | Undistributed income for 2010 Subtract line 4a from line 2a Taxable amount—see page 27 of the instructions | | | 0 | |
| f | Undistributed income for 2011 Subtract lines 4d and 5 from line 1 This amount must be distributed in 2011 | | | | 0 |
| 7 | Amounts treated as distributions out of corpus to satisfy requirements imposed by section 170(b)(1)(F) or 4942(g)(3) (see page 27 of the instructions). | | | | |
| 8 | Excess distributions carryover from 2006 not applied on line 5 or line 7 (see page 27 of the instructions). | 180,831 | | | |
| 9 | Excess distributions carryover to 2012. Subtract lines 7 and 8 from line 6a | 736,405 | | | |
| 10 | Analysis of line 9 | | | | |
| a | Excess from 2007. . . . | | | | 225,107 |
| b | Excess from 2008. . . . | | | | 158,202 |
| c | Excess from 2009. . . . | | | | 24,412 |
| d | Excess from 2010. . . . | | | | 172,890 |
| e | Excess from 2011. . . . | | | | 155,794 |

Part XIV

Private Operating Foundations (see page 27 of the instructions and Part VII-A, question 9)

1a

If the foundation has received a ruling or determination letter that it is a private operating foundation, and the ruling is effective for 2011, enter the date of the ruling.

b

Check box to indicate whether the organization is a private operating foundation described in section ☐ 4942(j)(3) or ☐ 4942(j)(5)

| | | | | | | |
|----|---|----------|---------------|----------|----------|-----------|
| 2a | Enter the lesser of the adjusted net income from Part I or the minimum investment return from Part X for each year listed | Tax year | Prior 3 years | | | (e) Total |
| | | (a) 2011 | (b) 2010 | (c) 2009 | (d) 2008 | |
| | | | | | | |
| b | 85% of line 2a | | | | | |
| c | Qualifying distributions from Part XII, line 4 for each year listed | | | | | |
| d | Amounts included in line 2c not used directly for active conduct of exempt activities | | | | | |
| e | Qualifying distributions made directly for active conduct of exempt activities. Subtract line 2d from line 2c | | | | | |
| 3 | Complete 3a, b, or c for the alternative test relied upon | | | | | |
| a | "Assets" alternative test—enter | | | | | |
| | (1) Value of all assets | | | | | |
| | (2) Value of assets qualifying under section 4942(j)(3)(B)(i) | | | | | |
| b | "Endowment" alternative test— enter 2/3 of minimum investment return shown in Part X, line 6 for each year listed. | | | | | |
| c | "Support" alternative test—enter | | | | | |
| | (1) Total support other than gross investment income (interest, dividends, rents, payments on securities loans (section 512(a)(5)), or royalties) | | | | | |
| | (2) Support from general public and 5 or more exempt organizations as provided in section 4942(j)(3)(B)(iii). | | | | | |
| | (3) Largest amount of support from an exempt organization | | | | | |
| | (4) Gross investment income | | | | | |

Part XV

Supplementary Information (Complete this part only if the organization had \$5,000 or more in assets at any time during the year—see page 27 of the instructions.)

1

Information Regarding Foundation Managers:

a

List any managers of the foundation who have contributed more than 2% of the total contributions received by the foundation before the close of any tax year (but only if they have contributed more than \$5,000) (See section 507(d)(2))

NA

b

List any managers of the foundation who own 10% or more of the stock of a corporation (or an equally large portion of the ownership of a partnership or other entity) of which the foundation has a 10% or greater interest

NA

2

Information Regarding Contribution, Grant, Gift, Loan, Scholarship, etc., Programs:

Check here ☐ if the foundation only makes contributions to preselected charitable organizations and does not accept unsolicited requests for funds. If the foundation makes gifts, grants, etc. (see page 28 of the instructions) to individuals or organizations under other conditions, complete items 2a, b, c, and d.

a

The name, address, and telephone number of the person to whom applications should be addressed

Sandra L McLean
945 Haverford Rd Ste A
Bryn Mawr, PA 19010
(610) 527-6330

b

The form in which applications should be submitted and information and materials they should include

THE CONTRIBUTIONSHIP ACCEPTS THE COMMON GRANT APPLICATION FORM OF DELAWARE VALLEY GRANTMAKERS ASSOCIATION. APPLICATION ALSO CAN BE MADE BY LETTER, WHICH DESCRIBES AND JUSTIFIES THE PROJECT. A BUDGET AND AND TIMETABLE IS REQUIRED AS WELL AS A STRATEGY FOR SECURING FUNDING. A FINANCIAL STATEMENT FOR THE LATEST YEAR SHOULD ACCOMPANY EACH APPLICATION IN ADDITION TO INTERIM OPERATING STATEMENTS OR BUDGETS FOR FUTURE PERIODS IF APPROPRIATE. EVIDENCE OF TAX EXEMPT STATUS IS REQUIRED PLUS A LIST OF OFFICERS AND DIRECTORS. IF THE PROJECT FALLS WITHIN THE FRAMEWORK OF CURRENT PRIORITIES, MORE DETAILED INFORMATION MAY BE REQUESTED AS WELL AS A MEETING OR AN ON-SITE VISIT.

c

Any submission deadlines

THE TRUSTEES MEET SEVERAL TIMES A YEAR, AND THE CONTRIBUTIONSHIP ACCEPTS AND PROCESSES APPLICATIONS

d

Any restrictions or limitations on awards, such as by geographical areas, charitable fields, kinds of institutions, or other factors

THE CONTRIBUTIONSHIP DOES NOT FUND THE COSTS OR EXPENSES OF EXISTING STAFF ALLOCATED TO A PROJECT. IT IS ASKED TO SUPPORT THE RECIPIENT OF A GRANT IS EXPECTED TO MAKE PERIODIC STATUS REPORTS AS WELL AS A DETAILED ACCOUNTING OF ALL DISBURSEMENTS AT THE CONCLUSION OF THE PROJECT.

3 Grants and Contributions Paid During the Year or Approved for Future Payment

Form **990-PF** (2011)

| Enter gross amounts unless otherwise indicated | | Unrelated business income | | Excluded by section 512, 513, or 514 | | (e) Related or exempt function income (See page 28 of the instructions) |
|--|---|---------------------------|---------------|--------------------------------------|---------------|--|
| | | (a) Business code | (b) Amount | (c) Exclusion code | (d) Amount | |
| 1 | Program service revenue | | | | | |
| a | _____ | | | | | |
| b | _____ | | | | | |
| c | _____ | | | | | |
| d | _____ | | | | | |
| e | _____ | | | | | |
| f | _____ | | | | | |
| g | Fees and contracts from government agencies | | | | | |
| 2 | Membership dues and assessments. . . . | | | | | |
| 3 | Interest on savings and temporary cash investments | | | | | |
| 4 | Dividends and interest from securities. . . . | | | 14 | 921,366 | |
| 5 | Net rental income or (loss) from real estate | | | | | |
| a | Debt-financed property. | | | | | |
| b | Not debt-financed property. | | | | | |
| 6 | Net rental income or (loss) from personal property | | | | | |
| 7 | Other investment income. | | | | | |
| 8 | Gain or (loss) from sales of assets other than inventory | | | 18 | 2,874,247 | |
| 9 | Net income or (loss) from special events | | | | | |
| 10 | Gross profit or (loss) from sales of inventory. . | | | | | |
| 11 | Other revenue a CLASS ACTION SETTLEMENT - LUCENT TECH | | | 01 | 45 | |
| b | CLASS ACTION SETTLEMENT - MOTOROLA | | | 01 | 20 | |
| c | BRISTOL MISC ADJUSTMENT | | | 01 | 2 | |
| d | _____ | | | | | |
| e | _____ | | | | | |
| 12 | Subtotal Add columns (b), (d), and (e). . . | | | | 3,795,680 | |
| 13 | Total. Add line 12, columns (b), (d), and (e). | | | | | 3,795,680 |

(See worksheet in line 13 instructions on page 28 to verify calculations)

[illegible]

Part XVII

| | | | | |
|----------|---|--------------|------------|-----------|
| 1 | Did the organization directly or indirectly engage in any of the following with any other organization described in section 501(c) of the Code (other than section 501(c)(3) organizations) or in section 527, relating to political organizations? | | Yes | No |
| | | | | |
| a | Transfers from the reporting foundation to a noncharitable exempt organization of | | | |
| | (1) Cash. | 1a(1) | | No |
| | (2) Other assets. | 1a(2) | | No |
| b | Other transactions | | | |
| | (1) Sales of assets to a noncharitable exempt organization. | 1b(1) | | No |
| | (2) Purchases of assets from a noncharitable exempt organization. | 1b(2) | | No |
| | (3) Rental of facilities, equipment, or other assets. | 1b(3) | | No |
| | (4) Reimbursement arrangements. | 1b(4) | | No |
| | (5) Loans or loan guarantees. | 1b(5) | | No |
| | (6) Performance of services or membership or fundraising solicitations. | 1b(6) | | No |
| c | Sharing of facilities, equipment, mailing lists, other assets, or paid employees. | 1c | | No |

[illegible]

2a Is the foundation directly or indirectly affiliated with, or related to, one or more tax-exempt organizations described in section 501(c) of the Code (other than section 501(c)(3)) or in section 527? ☐ Yes ☒ No

| b If "Yes," complete the following schedule | | |
|--|---------------------------------|--|
| (a) Name of organization | (b) Type of organization | (c) Description of relationship |
| | | |

| | | | | | |
|----------------|---|----------------------|-------------------------|------------|--|
| Sign Here | Under penalties of perjury, I declare that I have examined this return, including accompanying schedules and statements, and to the best of my knowledge and belief, it is true, correct, and complete Declaration of preparer (other than taxpayer or fiduciary) is based on all information of which preparer has any knowledge | | | | |
| | ***** | | | 2012-07-11 | ***** |
| | Signature of officer or trustee | | | Date | Title |
| | Paid Preparer's Use Only | Preparer's Signature | | Date | Check if self-employed <input checked="" type="checkbox"/> |
| Firm's name | | | Firm's EIN | | |
| Firm's address | | | Phone no (520) 577-3000 | | |

May the IRS discuss this return with the preparer shown above? See instructions ☐ Yes ☒ No

Form 990PF Part IV - Capital Gains and Losses for Tax on Investment Income - Columns a - d

| (a) List and describe the kind(s) of property sold (e g , real estate, 2-story brick warehouse, or common stock, 200 shs MLC Co) | (b) How acquired P—Purchase D—Donation | (c) Date acquired (mo , day, yr) | (d) Date sold (mo , day, yr) |
|---|--|--------------------------------------|----------------------------------|
| CANADIAN NATIONAL RESOURCES | P | 2009-02-05 | 2011-01-14 |
| CANADIAN NATIONAL RESOURCES | P | 2009-02-05 | 2011-01-27 |
| CITIMORTGAGE 2006-A1 CMO | P | 2008-01-31 | 2011-01-25 |
| CITIMORTGAGE 2006-A1 CMO | P | 2008-01-31 | 2011-02-25 |
| CITIMORTGAGE 2006-A1 CMO | P | 2008-01-31 | 2011-03-25 |
| CITIMORTGAGE 2006-A1 CMO | P | 2008-01-31 | 2011-04-25 |
| CITIMORTGAGE 2006-A1 CMO | P | 2008-01-31 | 2011-05-25 |
| CITIMORTGAGE 2006-A1 CMO | P | 2008-01-31 | 2011-06-25 |
| CITIMORTGAGE 2006-A1 CMO | P | 2008-01-31 | 2011-07-25 |
| CITIMORTGAGE 2006-A1 CMO | P | 2008-01-31 | 2011-08-25 |
| CITIMORTGAGE 2006-A1 CMO | P | 2008-01-31 | 2011-09-25 |
| CITIMORTGAGE 2006-A1 CMO | P | 2008-01-31 | 2011-10-25 |
| CITIMORTGAGE 2006-A1 CMO | P | 2008-01-31 | 2011-11-25 |
| CITIMORTGAGE 2006-A1 CMO | P | 2008-01-31 | 2011-12-25 |
| COLLEGE + UNIVERSITY FACILITY 2D CLO | P | 1989-03-08 | 2011-06-01 |
| COLLEGE + UNIVERSITY FACILITY 2D CLO | P | 1989-03-08 | 2011-12-01 |
| COLLEGE + UNIVERSITY FACILITY 2D CLO | P | 1989-03-28 | 2011-06-01 |
| COLLEGE + UNIVERSITY FACILITY 2D CLO | P | 1989-03-28 | 2011-12-01 |
| CONTINENTAL AIRLINES INC EETC 1997-4 | P | 2010-03-31 | 2011-01-02 |
| CONTINENTAL AIRLINES INC EETC 1997-4 | P | 2010-03-31 | 2011-07-02 |
| CONTINENTAL AIRLINES INC EETC 6 648 09/15/2017 | P | 2009-09-29 | 2011-03-15 |
| DAIMLER FINANCE NA LLC 0 973 03/28/2014 | P | 2011-10-20 | 2011-10-27 |
| FANNIE MAE REMIC 97-11E CMO | P | 1997-04-17 | 2011-01-18 |
| FANNIE MAE REMIC 97-11E CMO | P | 1997-04-17 | 2011-02-18 |
| FANNIE MAE REMIC 97-11E CMO | P | 1997-04-17 | 2011-03-18 |
| FANNIE MAE REMIC 97-11E CMO | P | 1997-04-17 | 2011-04-18 |
| FANNIE MAE REMIC 97-11E CMO | P | 1997-04-17 | 2011-05-18 |
| FANNIE MAE REMIC 97-11E CMO | P | 1997-04-17 | 2011-06-18 |
| FANNIE MAE REMIC 97-11E CMO | P | 1997-04-17 | 2011-07-18 |
| FANNIE MAE REMIC 97-11E CMO | P | 1997-04-17 | 2011-08-18 |

Form 990PF Part IV - Capital Gains and Losses for Tax on Investment Income - Columns a - d

| (a) List and describe the kind(s) of property sold (e g , real estate, 2-story brick warehouse, or common stock, 200 shs MLC Co) | (b) How acquired P—Purchase D—Donation | (c) Date acquired (mo , day, yr) | (d) Date sold (mo , day, yr) |
|---|--|--------------------------------------|----------------------------------|
| FANNIE MAE REMIC 97-11E CMO | P | 1997-04-17 | 2011-09-18 |
| FANNIE MAE REMIC 97-11E CMO | P | 1997-04-17 | 2011-10-18 |
| FANNIE MAE REMIC 97-11E CMO | P | 1997-04-17 | 2011-11-18 |
| FANNIE MAE REMIC 97-11E CMO | P | 1997-04-17 | 2011-12-18 |
| FORDO 2008-C A4B 1 979 04/15/2013 | P | 2009-05-11 | 2011-07-15 |
| FORDO 2008-C A4B 1 979 04/15/2013 | P | 2009-05-11 | 2011-07-15 |
| FORDO 2008-C A4B 1 979 04/15/2013 | P | 2009-05-11 | 2011-08-15 |
| FORDO 2008-C A4B 1 979 04/15/2013 | P | 2009-05-11 | 2011-08-15 |
| FORDO 2008-C A4B 1 979 04/15/2013 | P | 2009-05-11 | 2011-09-15 |
| FORDO 2008-C A4B 1 979 04/15/2013 | P | 2009-05-11 | 2011-09-15 |
| FORDO 2008-C A4B 1 979 04/15/2013 | P | 2009-05-11 | 2011-10-15 |
| FORDO 2008-C A4B 1 979 04/15/2013 | P | 2009-05-11 | 2011-10-15 |
| FORDO 2008-C A4B 1 979 04/15/2013 | P | 2009-05-11 | 2011-11-15 |
| FORDO 2008-C A4B 1 979 04/15/2013 | P | 2009-05-11 | 2011-11-15 |
| FORDO 2008-C A4B 1 979 04/15/2013 | P | 2009-05-11 | 2011-12-15 |
| FORDO 2008-C A4B 1 979 04/15/2013 | P | 2009-05-11 | 2011-12-15 |
| FORDO 2008-C A4B 1 979 04/15/2013 | P | 2009-05-28 | 2011-07-15 |
| FORDO 2008-C A4B 1 979 04/15/2013 | P | 2009-05-28 | 2011-08-15 |
| FORDO 2008-C A4B 1 979 04/15/2013 | P | 2009-05-28 | 2011-09-15 |
| FORDO 2008-C A4B 1 979 04/15/2013 | P | 2009-05-28 | 2011-10-15 |
| FORDO 2008-C A4B 1 979 04/15/2013 | P | 2009-05-28 | 2011-11-15 |
| FORDO 2008-C A4B 1 979 04/15/2013 | P | 2009-05-28 | 2011-12-15 |
| FORD MOTOR CREDIT CO LLC 7 800 06/01/2012 | P | 2009-10-28 | 2011-06-14 |
| FORD MOTOR CREDIT CO LLC 7 800 06/01/2012 | P | 2010-04-16 | 2011-06-14 |
| GNMA #772641 SF 4 000 09/15/2041 | P | 2011-09-28 | 2011-11-15 |
| GNMA #772641 SF 4 000 09/15/2041 | P | 2011-09-28 | 2011-12-15 |
| GNMA #580970 SF 5 500 02/15/2032 | P | 2002-03-08 | 2011-01-15 |
| GNMA #580970 SF 5 500 02/15/2032 | P | 2002-03-08 | 2011-02-15 |
| GNMA #580970 SF 5 500 02/15/2032 | P | 2002-03-08 | 2011-03-15 |
| GNMA #580970 SF 5 500 02/15/2032 | P | 2002-03-08 | 2011-04-15 |

Form 990PF Part IV - Capital Gains and Losses for Tax on Investment Income - Columns a - d

| (a) List and describe the kind(s) of property sold (e g , real estate, 2-story brick warehouse, or common stock, 200 shs MLC Co) | (b) How acquired P—Purchase D—Donation | (c) Date acquired (mo , day, yr) | (d) Date sold (mo , day, yr) |
|--|--|--------------------------------------|----------------------------------|
| GNMA #580970 SF 5 500 02/15/2032 | P | 2002-03-08 | 2011-05-15 |
| GNMA #580970 SF 5 500 02/15/2032 | P | 2002-03-08 | 2011-06-15 |
| GNMA #580970 SF 5 500 02/15/2032 | P | 2002-03-08 | 2011-07-15 |
| GNMA #580970 SF 5 500 02/15/2032 | P | 2002-03-08 | 2011-08-15 |
| GNMA #580970 SF 5 500 02/15/2032 | P | 2002-03-08 | 2011-09-15 |
| GNMA #580970 SF 5 500 02/15/2032 | P | 2002-03-08 | 2011-10-15 |
| GNMA #580970 SF 5 500 02/15/2032 | P | 2002-03-08 | 2011-11-15 |
| GNMA #580970 SF 5 500 02/15/2032 | P | 2002-03-08 | 2011-12-15 |
| GNMA #352828 SF 6 000 02/15/2024 | P | 1997-12-24 | 2011-01-15 |
| GNMA #352828 SF 6 000 02/15/2024 | P | 1997-12-24 | 2011-02-15 |
| GNMA #352828 SF 6 000 02/15/2024 | P | 1997-12-24 | 2011-03-15 |
| GNMA #352828 SF 6 000 02/15/2024 | P | 1997-12-24 | 2011-04-15 |
| GNMA #352828 SF 6 000 02/15/2024 | P | 1997-12-24 | 2011-05-15 |
| GNMA #352828 SF 6 000 02/15/2024 | P | 1997-12-24 | 2011-06-15 |
| GNMA #352828 SF 6 000 02/15/2024 | P | 1997-12-24 | 2011-07-15 |
| GNMA #352828 SF 6 000 02/15/2024 | P | 1997-12-24 | 2011-08-15 |
| GNMA #352828 SF 6 000 02/15/2024 | P | 1997-12-24 | 2011-09-15 |
| GNMA #352828 SF 6 000 02/15/2024 | P | 1997-12-24 | 2011-10-15 |
| GNMA #352828 SF 6 000 02/15/2024 | P | 1997-12-24 | 2011-11-15 |
| GNMA #352828 SF 6 000 02/15/2024 | P | 1997-12-24 | 2011-12-15 |
| GNMA #371000 SF 6 000 01/15/2024 | P | 1995-10-05 | 2011-01-15 |
| GNMA #371000 SF 6 000 01/15/2024 | P | 1995-10-05 | 2011-02-15 |
| GNMA #371000 SF 6 000 01/15/2024 | P | 1995-10-05 | 2011-03-15 |
| GNMA #371000 SF 6 000 01/15/2024 | P | 1995-10-05 | 2011-04-15 |
| GNMA #371000 SF 6 000 01/15/2024 | P | 1995-10-05 | 2011-05-15 |
| GNMA #371000 SF 6 000 01/15/2024 | P | 1995-10-05 | 2011-06-15 |
| GNMA #371000 SF 6 000 01/15/2024 | P | 1995-10-05 | 2011-07-15 |
| GNMA #371000 SF 6 000 01/15/2024 | P | 1995-10-05 | 2011-08-15 |
| GNMA #371000 SF 6 000 01/15/2024 | P | 1995-10-05 | 2011-09-15 |
| GNMA #371000 SF 6 000 01/15/2024 | P | 1995-10-05 | 2011-10-15 |

Form 990PF Part IV - Capital Gains and Losses for Tax on Investment Income - Columns a - d

| (a) List and describe the kind(s) of property sold (e g , real estate, 2-story brick warehouse, or common stock, 200 shs MLC Co) | (b) How acquired P—Purchase D—Donation | (c) Date acquired (mo , day, yr) | (d) Date sold (mo , day, yr) |
|--|--|--------------------------------------|----------------------------------|
| GNMA #371000 SF 6 000 01/15/2024 | P | 1995-10-05 | 2011-11-15 |
| GNMA #371000 SF 6 000 01/15/2024 | P | 1995-10-05 | 2011-12-15 |
| GNMA #371013 SF 6 500 01/15/2024 | P | 1994-03-17 | 2011-01-15 |
| GNMA #371013 SF 6 500 01/15/2024 | P | 1994-03-17 | 2011-02-15 |
| GNMA #371013 SF 6 500 01/15/2024 | P | 1994-03-17 | 2011-03-15 |
| GNMA #371013 SF 6 500 01/15/2024 | P | 1994-03-17 | 2011-04-15 |
| GNMA #371013 SF 6 500 01/15/2024 | P | 1994-03-17 | 2011-05-15 |
| GNMA #371013 SF 6 500 01/15/2024 | P | 1994-03-17 | 2011-06-15 |
| GNMA #371013 SF 6 500 01/15/2024 | P | 1994-03-17 | 2011-07-15 |
| GNMA #371013 SF 6 500 01/15/2024 | P | 1994-03-17 | 2011-08-15 |
| GNMA #371013 SF 6 500 01/15/2024 | P | 1994-03-17 | 2011-09-15 |
| GNMA #371013 SF 6 500 01/15/2024 | P | 1994-03-17 | 2011-10-15 |
| GNMA #371013 SF 6 500 01/15/2024 | P | 1994-03-17 | 2011-11-15 |
| GNMA #371013 SF 6 500 01/15/2024 | P | 1994-03-17 | 2011-12-15 |
| GNMA #377916 SF 6 000 01/15/2024 | P | 1997-12-22 | 2011-01-15 |
| GNMA #377916 SF 6 000 01/15/2024 | P | 1997-12-22 | 2011-02-15 |
| GNMA #377916 SF 6 000 01/15/2024 | P | 1997-12-22 | 2011-03-15 |
| GNMA #377916 SF 6 000 01/15/2024 | P | 1997-12-22 | 2011-04-15 |
| GNMA #377916 SF 6 000 01/15/2024 | P | 1997-12-22 | 2011-05-15 |
| GNMA #377916 SF 6 000 01/15/2024 | P | 1997-12-22 | 2011-06-15 |
| GNMA #377916 SF 6 000 01/15/2024 | P | 1997-12-22 | 2011-07-15 |
| GNMA #377916 SF 6 000 01/15/2024 | P | 1997-12-22 | 2011-08-15 |
| GNMA #377916 SF 6 000 01/15/2024 | P | 1997-12-22 | 2011-09-15 |
| GNMA #377916 SF 6 000 01/15/2024 | P | 1997-12-22 | 2011-10-15 |
| GNMA #377916 SF 6 000 01/15/2024 | P | 1997-12-22 | 2011-11-15 |
| GNMA #377916 SF 6 000 01/15/2024 | P | 1997-12-22 | 2011-12-15 |
| GNMA #729037 SF 5 000 02/15/2040 | P | 2010-03-19 | 2011-01-15 |
| GNMA #729037 SF 5 000 02/15/2040 | P | 2010-03-19 | 2011-02-15 |
| GNMA #729037 SF 5 000 02/15/2040 | P | 2010-03-19 | 2011-03-15 |
| GNMA #729037 SF 5 000 02/15/2040 | P | 2010-03-19 | 2011-04-15 |

Form 990PF Part IV - Capital Gains and Losses for Tax on Investment Income - Columns a - d

| (a) List and describe the kind(s) of property sold (e g , real estate, 2-story brick warehouse, or common stock, 200 shs MLC Co) | (b) How acquired P—Purchase D—Donation | (c) Date acquired (mo , day, yr) | (d) Date sold (mo , day, yr) |
|--|--|--------------------------------------|----------------------------------|
| GNMA #729037 SF 5 000 02/15/2040 | P | 2010-03-19 | 2011-05-15 |
| GNMA #729037 SF 5 000 02/15/2040 | P | 2010-03-19 | 2011-06-15 |
| GNMA #729037 SF 5 000 02/15/2040 | P | 2010-03-19 | 2011-07-15 |
| GNMA #729037 SF 5 000 02/15/2040 | P | 2010-03-19 | 2011-08-15 |
| GNMA #729037 SF 5 000 02/15/2040 | P | 2010-03-19 | 2011-09-15 |
| GNMA #729037 SF 5 000 02/15/2040 | P | 2010-03-19 | 2011-10-15 |
| GNMA #729037 SF 5 000 02/15/2040 | P | 2010-03-19 | 2011-11-15 |
| GNMA #729037 SF 5 000 02/15/2040 | P | 2010-03-19 | 2011-12-15 |
| GNMA #736548 SF 4 500 02/15/2040 | P | 2010-03-18 | 2011-01-15 |
| GNMA #736548 SF 4 500 02/15/2040 | P | 2010-03-18 | 2011-02-15 |
| GNMA #736548 SF 4 500 02/15/2040 | P | 2010-03-18 | 2011-03-15 |
| GNMA #736548 SF 4 500 02/15/2040 | P | 2010-03-18 | 2011-04-15 |
| GNMA #736548 SF 4 500 02/15/2040 | P | 2010-03-18 | 2011-05-15 |
| GNMA #736548 SF 4 500 02/15/2040 | P | 2010-03-18 | 2011-06-15 |
| GNMA #736548 SF 4 500 02/15/2040 | P | 2010-03-18 | 2011-07-15 |
| GNMA #736548 SF 4 500 02/15/2040 | P | 2010-03-18 | 2011-08-15 |
| GNMA #736548 SF 4 500 02/15/2040 | P | 2010-03-18 | 2011-09-15 |
| GNMA #736548 SF 4 500 02/15/2040 | P | 2010-03-18 | 2011-10-15 |
| GNMA #736548 SF 4 500 02/15/2040 | P | 2010-03-18 | 2011-11-15 |
| GNMA #736548 SF 4 500 02/15/2040 | P | 2010-03-18 | 2011-12-15 |
| GNMA #736558 SF 5 000 02/15/2040 | P | 2010-04-15 | 2011-01-15 |
| GNMA #736558 SF 5 000 02/15/2040 | P | 2010-04-15 | 2011-02-15 |
| GNMA #736558 SF 5 000 02/15/2040 | P | 2010-04-15 | 2011-03-15 |
| GNMA #736558 SF 5 000 02/15/2040 | P | 2010-04-15 | 2011-04-15 |
| GNMA #736558 SF 5 000 02/15/2040 | P | 2010-04-15 | 2011-05-15 |
| GNMA #736558 SF 5 000 02/15/2040 | P | 2010-04-15 | 2011-06-15 |
| GNMA #736558 SF 5 000 02/15/2040 | P | 2010-04-15 | 2011-07-15 |
| GNMA #736558 SF 5 000 02/15/2040 | P | 2010-04-15 | 2011-08-15 |
| GNMA #736558 SF 5 000 02/15/2040 | P | 2010-04-15 | 2011-09-15 |
| GNMA #736558 SF 5 000 02/15/2040 | P | 2010-04-15 | 2011-10-15 |

Form 990PF Part IV - Capital Gains and Losses for Tax on Investment Income - Columns a - d

| (a) List and describe the kind(s) of property sold (e g , real estate, 2-story brick warehouse, or common stock, 200 shs MLC Co) | (b) How acquired P—Purchase D—Donation | (c) Date acquired (mo , day, yr) | (d) Date sold (mo , day, yr) |
|--|--|--------------------------------------|----------------------------------|
| GNMA #736558 SF 5 000 02/15/2040 | P | 2010-04-15 | 2011-11-15 |
| GNMA #736558 SF 5 000 02/15/2040 | P | 2010-04-15 | 2011-12-15 |
| GNMA #738433 SF 4 500 06/15/2041 | P | 2011-10-20 | 2011-12-15 |
| GNMA #738546 SF 4 000 07/15/2041 | P | 2011-10-20 | 2011-12-15 |
| GNMA #550655 SF 4 500 09/15/2035 | P | 2005-11-07 | 2011-01-15 |
| GNMA #550655 SF 4 500 09/15/2035 | P | 2005-11-07 | 2011-02-15 |
| GNMA #550655 SF 4 500 09/15/2035 | P | 2005-11-07 | 2011-03-15 |
| GNMA #550655 SF 4 500 09/15/2035 | P | 2005-11-07 | 2011-04-15 |
| GNMA #550655 SF 4 500 09/15/2035 | P | 2005-11-07 | 2011-05-15 |
| GNMA #550655 SF 4 500 09/15/2035 | P | 2005-11-07 | 2011-06-15 |
| GNMA #550655 SF 4 500 09/15/2035 | P | 2005-11-07 | 2011-07-15 |
| GNMA #550655 SF 4 500 09/15/2035 | P | 2005-11-07 | 2011-08-15 |
| GNMA #550655 SF 4 500 09/15/2035 | P | 2005-11-07 | 2011-09-15 |
| GNMA #550655 SF 4 500 09/15/2035 | P | 2005-11-07 | 2011-10-15 |
| GNMA #550655 SF 4 500 09/15/2035 | P | 2005-11-07 | 2011-11-15 |
| GNMA #550655 SF 4 500 09/15/2035 | P | 2005-11-07 | 2011-12-15 |
| GNMA #187184 SF 8 000 05/15/2017 | P | 1989-12-19 | 2011-01-15 |
| GNMA #187184 SF 8 000 05/15/2017 | P | 1989-12-19 | 2011-02-15 |
| GNMA #187184 SF 8 000 05/15/2017 | P | 1989-12-19 | 2011-03-15 |
| GNMA #187184 SF 8 000 05/15/2017 | P | 1989-12-19 | 2011-04-15 |
| GNMA #187184 SF 8 000 05/15/2017 | P | 1989-12-19 | 2011-05-15 |
| GNMA #187184 SF 8 000 05/15/2017 | P | 1989-12-19 | 2011-06-15 |
| GNMA #187184 SF 8 000 05/15/2017 | P | 1989-12-19 | 2011-07-15 |
| GNMA #187184 SF 8 000 05/15/2017 | P | 1989-12-19 | 2011-08-15 |
| GNMA #187184 SF 8 000 05/15/2017 | P | 1989-12-19 | 2011-09-15 |
| GNMA #187184 SF 8 000 05/15/2017 | P | 1989-12-19 | 2011-10-15 |
| GNMA #187184 SF 8 000 05/15/2017 | P | 1989-12-19 | 2011-11-15 |
| GNMA #187184 SF 8 000 05/15/2017 | P | 1989-12-19 | 2011-12-15 |
| GNMA #212975 SF 8 000 04/15/2017 | P | 1987-04-14 | 2011-01-15 |
| GNMA #212975 SF 8 000 04/15/2017 | P | 1987-04-14 | 2011-02-15 |

Form 990PF Part IV - Capital Gains and Losses for Tax on Investment Income - Columns a - d

| (a) List and describe the kind(s) of property sold (e g , real estate, 2-story brick warehouse, or common stock, 200 shs MLC Co) | (b) How acquired P—Purchase D—Donation | (c) Date acquired (mo , day, yr) | (d) Date sold (mo , day, yr) |
|---|--|--------------------------------------|----------------------------------|
| GNMA #212975 SF 8 000 04/15/2017 | P | 1987-04-14 | 2011-03-15 |
| GNMA #212975 SF 8 000 04/15/2017 | P | 1987-04-14 | 2011-04-15 |
| GNMA #212975 SF 8 000 04/15/2017 | P | 1987-04-14 | 2011-05-15 |
| GNMA #212975 SF 8 000 04/15/2017 | P | 1987-04-14 | 2011-06-15 |
| GNMA #212975 SF 8 000 04/15/2017 | P | 1987-04-14 | 2011-07-15 |
| GNMA #212975 SF 8 000 04/15/2017 | P | 1987-04-14 | 2011-08-15 |
| GNMA #212975 SF 8 000 04/15/2017 | P | 1987-04-14 | 2011-09-15 |
| GNMA #212975 SF 8 000 04/15/2017 | P | 1987-04-14 | 2011-10-15 |
| GNMA #212975 SF 8 000 04/15/2017 | P | 1987-04-14 | 2011-11-15 |
| GNMA #212975 SF 8 000 04/15/2017 | P | 1987-04-14 | 2011-12-15 |
| GNMA #205839 SF 8 000 05/15/2017 | P | 1989-08-23 | 2011-01-15 |
| GNMA #205839 SF 8 000 05/15/2017 | P | 1989-08-23 | 2011-02-15 |
| GNMA #205839 SF 8 000 05/15/2017 | P | 1989-08-23 | 2011-03-15 |
| GNMA #205839 SF 8 000 05/15/2017 | P | 1989-08-23 | 2011-04-15 |
| GNMA #205839 SF 8 000 05/15/2017 | P | 1989-08-23 | 2011-05-15 |
| GNMA #205839 SF 8 000 05/15/2017 | P | 1989-08-23 | 2011-06-15 |
| GNMA #205839 SF 8 000 05/15/2017 | P | 1989-08-23 | 2011-07-15 |
| GNMA #205839 SF 8 000 05/15/2017 | P | 1989-08-23 | 2011-08-15 |
| GNMA #205839 SF 8 000 05/15/2017 | P | 1989-08-23 | 2011-09-15 |
| GNMA #205839 SF 8 000 05/15/2017 | P | 1989-08-23 | 2011-10-15 |
| GNMA #205839 SF 8 000 05/15/2017 | P | 1989-08-23 | 2011-11-15 |
| GNMA #205839 SF 8 000 05/15/2017 | P | 1989-08-23 | 2011-12-15 |
| GNMA #780129 SP 7 000 11/15/2024 | P | 1995-10-03 | 2011-01-15 |
| GNMA #780129 SP 7 000 11/15/2024 | P | 1995-10-03 | 2011-02-15 |
| GNMA #780129 SP 7 000 11/15/2024 | P | 1995-10-03 | 2011-03-15 |
| GNMA #780129 SP 7 000 11/15/2024 | P | 1995-10-03 | 2011-04-15 |
| GNMA #780129 SP 7 000 11/15/2024 | P | 1995-10-03 | 2011-05-15 |
| GNMA #780129 SP 7 000 11/15/2024 | P | 1995-10-03 | 2011-06-15 |
| GNMA #780129 SP 7 000 11/15/2024 | P | 1995-10-03 | 2011-07-15 |
| GNMA #780129 SP 7 000 11/15/2024 | P | 1995-10-03 | 2011-08-15 |

Form 990PF Part IV - Capital Gains and Losses for Tax on Investment Income - Columns a - d

| (a) List and describe the kind(s) of property sold (e g , real estate, 2-story brick warehouse, or common stock, 200 shs MLC Co) | (b) How acquired P—Purchase D—Donation | (c) Date acquired (mo , day, yr) | (d) Date sold (mo , day, yr) |
|---|--|--------------------------------------|----------------------------------|
| GNMA #780129 SP 7 000 11/15/2024 | P | 1995-10-03 | 2011-09-15 |
| GNMA #780129 SP 7 000 11/15/2024 | P | 1995-10-03 | 2011-10-15 |
| GNMA #780129 SP 7 000 11/15/2024 | P | 1995-10-03 | 2011-11-15 |
| GNMA #780129 SP 7 000 11/15/2024 | P | 1995-10-03 | 2011-12-15 |
| GSR 2006-10F 5A1 6 000 01/25/2027 | P | 2010-05-07 | 2011-01-25 |
| GSR 2006-10F 5A1 6 000 01/25/2027 | P | 2010-05-07 | 2011-02-25 |
| GSR 2006-10F 5A1 6 000 01/25/2027 | P | 2010-05-07 | 2011-03-25 |
| GSR 2006-10F 5A1 6 000 01/25/2027 | P | 2010-05-07 | 2011-04-25 |
| GSR 2006-10F 5A1 6 000 01/25/2027 | P | 2010-05-07 | 2011-05-25 |
| GSR 2006-10F 5A1 6 000 01/25/2027 | P | 2010-05-07 | 2011-06-25 |
| GSR 2006-10F 5A1 6 000 01/25/2027 | P | 2010-05-07 | 2011-07-25 |
| GSR 2006-10F 5A1 6 000 01/25/2027 | P | 2010-05-07 | 2011-08-25 |
| GSR 2006-10F 5A1 6 000 01/25/2027 | P | 2010-05-07 | 2011-09-25 |
| GSR 2006-10F 5A1 6 000 01/25/2027 | P | 2010-05-07 | 2011-10-25 |
| GSR 2006-10F 5A1 6 000 01/25/2027 | P | 2010-05-07 | 2011-11-25 |
| GSR 2006-10F 5A1 6 000 01/25/2027 | P | 2010-05-07 | 2011-12-25 |
| GNMA REMIC TR 2007-82 AG CMO 5 000 10/20/2036 | P | 2008-01-07 | 2011-01-20 |
| GNMA REMIC TR 2007-82 AG CMO 5 000 10/20/2036 | P | 2008-01-07 | 2011-02-20 |
| GNMA REMIC TR 2007-82 AG CMO 5 000 10/20/2036 | P | 2008-01-07 | 2011-03-20 |
| GNMA REMIC TR 2007-82 AG CMO 5 000 10/20/2036 | P | 2008-01-07 | 2011-04-20 |
| GNMA REMIC TR 2007-82 AG CMO 5 000 10/20/2036 | P | 2008-01-07 | 2011-05-20 |
| GNMA REMIC TR 2007-82 AG CMO 5 000 10/20/2036 | P | 2008-01-07 | 2011-06-20 |
| GNMA REMIC TR 2007-82 AG CMO 5 000 10/20/2036 | P | 2008-01-07 | 2011-07-20 |
| GNMA REMIC TR 2007-82 AG CMO 5 000 10/20/2036 | P | 2008-01-07 | 2011-08-20 |
| GNMA REMIC TR 2007-82 AG CMO 5 000 10/20/2036 | P | 2008-01-07 | 2011-09-20 |
| GNMA REMIC TR 2007-82 AG CMO 5 000 10/20/2036 | P | 2008-01-07 | 2011-10-20 |
| GNMA REMIC TR 2007-82 AG CMO 5 000 10/20/2036 | P | 2008-01-07 | 2011-11-20 |
| GNMA REMIC TR 2007-82 AG CMO 5 000 10/20/2036 | P | 2008-01-07 | 2011-12-20 |
| HOME DEPOT IN 5 4000 03/01/2016 | P | 2099-01-12 | 2011-06-20 |
| NORTHWEST AIRLINES INC EETC 6 264 11/20/2021 | P | 2009-10-07 | 2011-01-04 |

Form 990PF Part IV - Capital Gains and Losses for Tax on Investment Income - Columns a - d

| (a) List and describe the kind(s) of property sold (e g , real estate, 2-story brick warehouse, or common stock, 200 shs MLC Co) | (b) How acquired P—Purchase D—Donation | (c) Date acquired (mo , day, yr) | (d) Date sold (mo , day, yr) |
|--|--|--------------------------------------|----------------------------------|
| NORTHWEST AIRLINES INC EETC 6 264 11/20/2021 | P | 2010-04-15 | 2011-01-04 |
| UNITED STATES TREASURY N/B 5 250 11/15/2028 | P | 2004-09-20 | 2011-09-28 |
| UNITED STATES TREASURY N/B 5 250 11/15/2028 | P | 2010-03-18 | 2011-09-28 |
| UNITED STATES TREASURY N/B 5 250 11/15/2028 | P | 2010-04-20 | 2011-09-28 |
| APPLE INC | P | 2011-02-15 | 2011-03-23 |
| APPLE INC | P | 2011-02-15 | 2011-09-16 |
| APPLE INC | P | 2011-02-15 | 2011-10-19 |
| APPLE INC | P | 2011-02-15 | 2011-12-08 |
| APPLE INC | P | 2011-06-01 | 2011-09-16 |
| APPLE INC | P | 2011-06-01 | 2011-10-19 |
| APPLE INC | P | 2011-06-01 | 2011-12-08 |
| APPLE INC | P | 2011-08-31 | 2011-09-16 |
| APPLE INC | P | 2011-08-31 | 2011-10-19 |
| APPLE INC | P | 2011-08-31 | 2011-12-08 |
| ADOBE SYSTEMS INC | P | 2010-11-23 | 2011-03-23 |
| ADOBE SYSTEMS INC | P | 2010-11-23 | 2011-09-16 |
| ADOBE SYSTEMS INC | P | 2010-11-23 | 2011-10-19 |
| ADOBE SYSTEMS INC | P | 2010-11-23 | 2011-12-08 |
| ADOBE SYSTEMS INC | P | 2010-11-24 | 2011-03-23 |
| ADOBE SYSTEMS INC | P | 2010-11-24 | 2011-09-16 |
| ADOBE SYSTEMS INC | P | 2010-11-24 | 2011-10-19 |
| ADOBE SYSTEMS INC | P | 2010-11-24 | 2011-12-08 |
| ADOBE SYSTEMS INC | P | 2010-11-26 | 2011-03-23 |
| ADOBE SYSTEMS INC | P | 2010-11-26 | 2011-09-16 |
| ADOBE SYSTEMS INC | P | 2010-11-26 | 2011-10-19 |
| ADOBE SYSTEMS INC | P | 2010-11-26 | 2011-12-08 |
| ADOBE SYSTEMS INC | P | 2011-08-31 | 2011-09-16 |
| ADOBE SYSTEMS INC | P | 2011-08-31 | 2011-10-19 |
| ADOBE SYSTEMS INC | P | 2011-08-31 | 2011-12-08 |
| ANALOG DEVICES | P | 2009-04-21 | 2011-03-23 |

Form 990PF Part IV - Capital Gains and Losses for Tax on Investment Income - Columns a - d

| (a) List and describe the kind(s) of property sold (e g , real estate, 2-story brick warehouse, or common stock, 200 shs MLC Co) | (b) How acquired P—Purchase D—Donation | (c) Date acquired (mo , day, yr) | (d) Date sold (mo , day, yr) |
|---|--|--------------------------------------|----------------------------------|
| ANALOG DEVICES | P | 2009-04-21 | 2011-09-16 |
| ANALOG DEVICES | P | 2009-04-21 | 2011-10-19 |
| ANALOG DEVICES | P | 2009-04-21 | 2010-12-08 |
| ANALOG DEVICES | P | 2010-02-10 | 2011-03-23 |
| ANALOG DEVICES | P | 2010-02-10 | 2011-09-16 |
| ANALOG DEVICES | P | 2010-02-10 | 2011-10-19 |
| ANALOG DEVICES | P | 2010-02-10 | 2011-12-08 |
| ANALOG DEVICES | P | 2010-02-11 | 2011-03-23 |
| ANALOG DEVICES | | 2010-02-11 | 2011-09-16 |
| ANALOG DEVICES | P | 2010-02-11 | 2011-10-19 |
| ANALOG DEVICES | P | 2010-02-11 | 2011-12-08 |
| ANALOG DEVICES | P | 2010-11-16 | 2011-03-23 |
| ANALOG DEVICES | P | 2010-11-16 | 2011-09-16 |
| ANALOG DEVICES | P | 2010-11-16 | 2011-10-19 |
| ANALOG DEVICES | P | 2010-11-16 | 2011-12-08 |
| ANALOG DEVICES | P | 2011-08-31 | 2011-09-16 |
| ANALOG DEVICES | P | 2011-08-31 | 2011-10-19 |
| ANALOG DEVICES | P | 2011-08-31 | 2011-12-08 |
| AMAZON COM INC | P | 2011-03-02 | 2011-03-23 |
| AMAZON COM INC | P | 2011-03-02 | 2011-09-16 |
| AMAZON COM INC | P | 2011-03-02 | 2011-09-26 |
| AMAZON COM INC | P | 2011-03-02 | 2011-10-19 |
| AMAZON COM INC | P | 2011-03-02 | 2011-12-08 |
| AMAZON COM INC | P | 2011-08-31 | 2011-09-16 |
| AMAZON COM INC | P | 2011-08-31 | 2011-09-26 |
| AMAZON COM INC | P | 2011-08-31 | 2011-10-19 |
| AMAZON COM INC | P | 2011-08-31 | 2011-12-08 |
| AIR PRODUCTS & CHEMICALS INC | P | 2009-04-21 | 2011-03-23 |
| AIR PRODUCTS & CHEMICALS INC | P | 2009-04-21 | 2011-09-16 |
| AIR PRODUCTS & CHEMICALS INC | P | 2009-04-21 | 2011-10-19 |

Form 990PF Part IV - Capital Gains and Losses for Tax on Investment Income - Columns a - d

| (a) List and describe the kind(s) of property sold (e g , real estate, 2-story brick warehouse, or common stock, 200 shs MLC Co) | (b) How acquired P—Purchase D—Donation | (c) Date acquired (mo , day, yr) | (d) Date sold (mo , day, yr) |
|--|--|--------------------------------------|----------------------------------|
| AIR PRODUCTS & CHEMICALS INC | P | 2009-04-21 | 2011-12-08 |
| AIR PRODUCTS & CHEMICALS INC | P | 2010-11-16 | 2011-03-23 |
| AIR PRODUCTS & CHEMICALS INC | P | 2010-11-16 | 2011-09-16 |
| AIR PRODUCTS & CHEMICALS INC | P | 2010-11-16 | 2011-10-19 |
| AIR PRODUCTS & CHEMICALS INC | P | 2010-11-16 | 2011-12-08 |
| AIR PRODUCTS & CHEMICALS INC | P | 2011-08-31 | 2011-09-16 |
| AIR PRODUCTS & CHEMICALS INC | P | 2011-08-31 | 2011-10-19 |
| AIR PRODUCTS & CHEMICAL INC | P | 2011-08-31 | 2011-12-08 |
| AVON PRODUCTS | P | 2009-04-21 | 2011-02-15 |
| AVON PRODUCTS | P | 2009-04-21 | 2011-02-16 |
| AVON PRODUCTS | P | 2009-04-21 | 2011-02-17 |
| AVON PRODUCTS | P | 2010-11-16 | 2011-02-15 |
| AVON PRODUCTS | P | 2010-11-16 | 2011-02-16 |
| AVON PRODUCTS | P | 2010-11-16 | 2011-02-17 |
| AMER EXPRESS | P | 2009-04-21 | 2011-03-23 |
| AMER EXPRESS | P | 2009-04-21 | 2011-09-16 |
| AMER EXPRESS | P | 2009-04-21 | 2011-10-19 |
| AMER EXPRESS | P | 2009-04-21 | 2011-12-08 |
| AMER EXPRESS | P | 2010-11-16 | 2011-03-23 |
| AMER EXPRESS | P | 2010-11-16 | 2011-09-16 |
| AMER EXPRESS | P | 2010-11-16 | 2011-10-19 |
| AMER EXPRESS | P | 2010-11-16 | 2011-12-08 |
| AMER EXPRESS | P | 2011-08-31 | 2011-09-16 |
| AMER EXPRESS | P | 2011-08-31 | 2011-10-19 |
| AMER EXPRESS | P | 2011-08-31 | 2011-12-08 |
| BECTON DICKINSON | P | 2009-04-21 | 2011-03-23 |
| BECTON DICKINSON | P | 2009-04-21 | 2011-09-16 |
| BECTON DICKINSON | P | 2009-04-21 | 2011-10-19 |
| BECTON DICKINSON | P | 2009-04-21 | 2011-12-08 |
| BECTON DICKINSON | P | 2010-11-16 | 2011-03-23 |

Form 990PF Part IV - Capital Gains and Losses for Tax on Investment Income - Columns a - d

| (a) List and describe the kind(s) of property sold (e g , real estate, 2-story brick warehouse, or common stock, 200 shs MLC Co) | (b) How acquired P—Purchase D—Donation | (c) Date acquired (mo , day, yr) | (d) Date sold (mo , day, yr) |
|--|--|--------------------------------------|----------------------------------|
| BECTON DICKINSON | P | 2010-11-16 | 2011-09-16 |
| BECTON DICKINSON | P | 2010-11-16 | 2011-10-19 |
| BECTON DICKINSON | P | 2010-11-16 | 2011-12-08 |
| BECTON DICKINSON | P | 2011-08-31 | 2011-09-16 |
| BECTON DICKINSON | P | 2011-08-31 | 2011-10-19 |
| BECTON DICKINSON | P | 2011-08-31 | 2011-12-08 |
| BAKER HUGHES INC | P | 2009-07-08 | 2011-03-23 |
| BAKER HUGHES INC | P | 2009-07-08 | 2011-04-26 |
| BAKER HUGHES INC | P | 2009-07-08 | 2011-06-24 |
| BAKER HUGHES INC | P | 2009-07-08 | 2011-06-27 |
| BAKER HUGHES INC | P | 2009-07-08 | 2011-09-16 |
| BAKER HUGHES INC | P | 2009-07-08 | 2011-10-19 |
| BAKER HUGHES INC | P | 2009-07-08 | 2011-12-08 |
| BAKER HUGHES INC | P | 2010-02-10 | 2011-03-23 |
| BAKER HUGHES INC | P | 2010-02-10 | 2011-04-26 |
| BAKER HUGHES INC | P | 2010-02-10 | 2011-06-24 |
| BAKER HUGHES INC | P | 2010-02-10 | 2011-06-27 |
| BAKER HUGHES INC | P | 2010-02-10 | 2011-09-16 |
| BAKER HUGHES INC | P | 2010-02-10 | 2011-10-19 |
| BAKER HUGHES INC | P | 2010-02-10 | 2011-12-08 |
| BAKER HUGHES INC | P | 2010-02-11 | 2011-03-23 |
| BAKER HUGHES INC | P | 2010-02-11 | 2011-04-26 |
| BAKER HUGHES INC | P | 2010-02-11 | 2011-06-24 |
| BAKER HUGHES INC | P | 2010-02-11 | 2011-06-27 |
| BAKER HUGHES INC | P | 2010-02-11 | 2011-09-16 |
| BAKER HUGHES INC | P | 2010-02-11 | 2011-10-19 |
| BAKER HUGHES INC | P | 2010-02-11 | 2011-12-08 |
| BAKER HUGHES INC | P | 2010-06-01 | 2011-03-23 |
| BAKER HUGHES INC | P | 2010-06-01 | 2011-04-26 |
| BAKER HUGHES INC | P | 2010-06-01 | 2011-06-24 |

Form 990PF Part IV - Capital Gains and Losses for Tax on Investment Income - Columns a - d

| (a) List and describe the kind(s) of property sold (e g , real estate, 2-story brick warehouse, or common stock, 200 shs MLC Co) | (b) How acquired P—Purchase D—Donation | (c) Date acquired (mo , day, yr) | (d) Date sold (mo , day, yr) |
|--|--|--------------------------------------|----------------------------------|
| BAKER HUGHES INC | P | 2010-06-01 | 2011-06-27 |
| BAKER HUGHES INC | P | 2010-06-01 | 2011-09-16 |
| BAKER HUGHES INC | P | 2010-06-01 | 2011-10-19 |
| BAKER HUGHES INC | P | 2010-06-01 | 2011-12-08 |
| BAKER HUGHES INC | P | 2010-11-16 | 2011-03-23 |
| BAKER HUGHES INC | P | 2010-11-16 | 2011-04-26 |
| BAKER HUGHES INC | P | 2010-11-16 | 2011-06-24 |
| BAKER HUGHES INC | P | 2010-11-16 | 2011-06-27 |
| BAKER HUGHES INC | P | 2010-11-16 | 2011-09-16 |
| BAKER HUGHES INC | P | 2010-11-16 | 2011-10-19 |
| BAKER HUGHES INC | P | 2010-11-16 | 2011-12-08 |
| BAKER HUGHES INC | P | 2011-08-31 | 2011-09-16 |
| BAKER HUGHES INC | P | 2011-08-31 | 2011-10-19 |
| BAKER HUGHES INC | P | 2011-08-31 | 2011-12-08 |
| CATERPILLAR INC | P | 2009-05-27 | 2011-01-10 |
| CATERPILLAR INC | P | 2009-05-27 | 2011-03-23 |
| CATERPILLAR INC | P | 2009-05-27 | 2011-09-16 |
| CATERPILLAR INC | P | 2009-05-27 | 2011-10-19 |
| CATERPILLAR INC | P | 2009-05-27 | 2011-12-08 |
| CATERPILLAR INC | P | 2009-05-27 | 2011-12-19 |
| CATERPILLAR INC | P | 2010-11-16 | 2011-01-10 |
| CATERPILLAR INC | P | 2010-11-16 | 2011-03-23 |
| CATERPILLAR INC | P | 2010-11-16 | 2011-09-16 |
| CATERPILLAR INC | P | 2010-11-16 | 2011-10-19 |
| CATERPILLAR INC | P | 2010-11-16 | 2011-12-08 |
| CATERPILLAR INC | P | 2010-11-16 | 2011-12-19 |
| CATERPILLAR INC | P | 2011-08-31 | 2011-09-16 |
| CATERPILLAR INC | P | 2011-08-31 | 2011-10-19 |
| CATERPILLAR INC | P | 2011-08-31 | 2011-12-08 |
| CATERPILLAR INC | P | 2011-08-31 | 2011-12-19 |

Form 990PF Part IV - Capital Gains and Losses for Tax on Investment Income - Columns a - d

| (a) List and describe the kind(s) of property sold (e g , real estate, 2-story brick warehouse, or common stock, 200 shs MLC Co) | (b) How acquired P—Purchase D—Donation | (c) Date acquired (mo , day, yr) | (d) Date sold (mo , day, yr) |
|---|--|--------------------------------------|----------------------------------|
| CARNIVAL CORP | P | 2009-04-21 | 2011-03-23 |
| CARNIVAL CORP | P | 2009-04-21 | 2011-09-16 |
| CARNIVAL CORP | P | 2009-04-21 | 2011-10-19 |
| CARNIVAL CORP | P | 2009-04-21 | 2011-12-08 |
| CARNIVAL CORP | P | 2010-11-16 | 2011-03-23 |
| CARNIVAL CORP | P | 2010-11-16 | 2011-09-16 |
| CARNIVAL CORP | P | 2010-11-16 | 2011-10-19 |
| CARNIVAL CORP | P | 2010-11-16 | 2011-12-08 |
| CARNIVAL CORP | P | 2011-08-31 | 2011-09-16 |
| CARNIVAL CORP | P | 2011-08-31 | 2011-10-19 |
| CARNIVAL CORP | P | 2011-08-31 | 2011-12-08 |
| COMCAST CORP | P | 2009-04-21 | 2011-03-23 |
| COMCAST CORP | P | 2009-04-21 | 2011-09-16 |
| COMCAST CORP | P | 2009-04-21 | 2011-10-19 |
| COMCAST CORP | P | 2009-04-21 | 2011-12-08 |
| COMCAST CORP | P | 2009-11-09 | 2011-03-23 |
| COMCAST CORP | P | 2009-11-09 | 2011-09-16 |
| COMCAST CORP | P | 2009-11-09 | 2011-10-19 |
| COMCAST CORP | P | 2009-11-09 | 2011-12-08 |
| COMCAST CORP | P | 2010-11-16 | 2011-03-23 |
| COMCAST CORP | P | 2010-11-16 | 2011-09-16 |
| COMCAST CORP | P | 2010-11-16 | 2011-10-19 |
| COMCAST CORP | P | 2010-11-16 | 2011-12-08 |
| COMCAST CORP | P | 2011-08-31 | 2011-09-16 |
| COMCAST CORP | P | 2011-08-31 | 2011-10-19 |
| COMCAST CORP | P | 2011-08-31 | 2011-12-08 |
| CANADIAN NATURAL RESOURCES | P | 2009-04-21 | 2011-03-23 |
| CANADIAN NATURAL RESOURCES | P | 2009-04-21 | 2011-05-09 |
| CANADIAN NATURAL RESOURCES | P | 2009-04-21 | 2011-05-10 |
| CANADIAN NATURAL RESOURCES | P | 2009-04-21 | 2011-06-01 |

Form 990PF Part IV - Capital Gains and Losses for Tax on Investment Income - Columns a - d

| (a) List and describe the kind(s) of property sold (e g , real estate, 2-story brick warehouse, or common stock, 200 shs MLC Co) | (b) How acquired P—Purchase D—Donation | (c) Date acquired (mo , day, yr) | (d) Date sold (mo , day, yr) |
|--|--|--------------------------------------|----------------------------------|
| CANADIAN NATURAL RESOURCES | P | 2009-04-21 | 2011-09-16 |
| CANADIAN NATURAL RESOURCES | P | 2009-04-21 | 2011-10-19 |
| CANADIAN NATURAL RESOURCES | P | 2009-04-21 | 2011-12-08 |
| CANADIAN NATURAL RESOURCES | P | 2010-11-16 | 2011-03-23 |
| CANADIAN NATURAL RESOURCES | P | 2010-11-16 | 2011-05-09 |
| CANADIAN NATURAL RESOURCES | P | 2010-11-16 | 2011-05-10 |
| CANADIAN NATURAL RESOURCES | P | 2010-11-16 | 2011-06-01 |
| CANADIAN NATURAL RESOURCES | P | 2010-11-16 | 2011-09-16 |
| CANADIAN NATURAL RESOURCES | P | 2010-11-16 | 2011-10-19 |
| CANADIAN NATURAL RESOURCES | P | 2010-11-16 | 2011-12-08 |
| CANADIAN NATURAL RESOURCES | P | 2011-08-31 | 2011-09-16 |
| CANADIAN NATURAL RESOURCES | P | 2011-08-31 | 2011-10-19 |
| CANADIAN NATURAL RESOURCES | P | 2011-08-31 | 2011-12-08 |
| COSTCO WHOLESALE CORP | P | 2009-04-21 | 2011-03-23 |
| COSTCO WHOLESALE CORP | P | 2009-04-21 | 2011-06-24 |
| COSTCO WHOLESALE CORP | P | 2009-04-21 | 2011-06-27 |
| COSTCO WHOLESALE CORP | P | 2009-04-21 | 2011-09-16 |
| COSTCO WHOLESALE CORP | P | 2009-04-21 | 2011-10-19 |
| COSTCO WHOLESALE CORP | P | 2009-04-21 | 2011-12-08 |
| COSTCO WHOLESALE CORP | P | 2010-11-16 | 2011-03-23 |
| COSTCO WHOLESALE CORP | P | 2010-11-16 | 2011-06-27 |
| COSTCO WHOLESALE CORP | P | 2010-11-16 | 2011-09-16 |
| COSTCO WHOLESALE CORP | P | 2010-11-16 | 2011-10-19 |
| COSTCO WHOLESALE CORP | P | 2010-11-16 | 2011-12-08 |
| COSTCO WHOLESALE CORP | P | 2011-08-31 | 2011-09-16 |
| COSTCO WHOLESALE CORP | P | 2011-08-31 | 2011-10-19 |
| COSTCO WHOLESALE CORP | P | 2011-08-31 | 2011-12-08 |
| CISCO SYSTEMS INC | P | 2009-04-21 | 2011-03-23 |
| CISCO SYSTEMS INC | P | 2009-04-21 | 2011-09-16 |
| CISCO SYSTEMS INC | P | 2009-04-21 | 2011-10-19 |

Form 990PF Part IV - Capital Gains and Losses for Tax on Investment Income - Columns a - d

| (a) List and describe the kind(s) of property sold (e g , real estate, 2-story brick warehouse, or common stock, 200 shs MLC Co) | (b) How acquired P—Purchase D—Donation | (c) Date acquired (mo , day, yr) | (d) Date sold (mo , day, yr) |
|---|--|--------------------------------------|----------------------------------|
| CISCO SYSTEMS INC | P | 2009-04-21 | 2011-12-08 |
| CISCO SYSTEMS INC | P | 2010-02-10 | 2011-03-23 |
| CISCO SYSTEMS INC | P | 2010-02-10 | 2011-09-16 |
| CISCO SYSTEMS INC | P | 2010-02-10 | 2011-10-19 |
| CISCO SYSTEMS INC | P | 2010-02-10 | 2011-12-08 |
| CISCO SYSTEMS INC | P | 2010-02-11 | 2011-03-23 |
| CISCO SYSTEMS INC | P | 2010-02-11 | 2011-09-16 |
| CISCO SYSTEMS INC | P | 2010-02-11 | 2011-10-19 |
| CISCO SYSTEMS INC | P | 2010-02-11 | 2011-12-08 |
| CISCO SYSTEMS INC | P | 2010-11-16 | 2011-03-23 |
| CISCO SYSTEMS INC | P | 2010-11-16 | 2011-09-16 |
| CISCO SYSTEMS INC | P | 2010-11-16 | 2011-10-19 |
| CISCO SYSTEMS INC | P | 2010-11-16 | 2011-12-08 |
| CISCO SYSTEMS INC | P | 2011-08-23 | 2011-09-16 |
| CISCO SYSTEMS INC | P | 2011-08-23 | 2011-10-19 |
| CISCO SYSTEMS INC | P | 2011-08-23 | 2011-12-08 |
| CISCO SYSTEMS INC | P | 2011-08-31 | 2011-09-16 |
| CISCO SYSTEMS INC | P | 2011-08-31 | 2011-10-19 |
| CISCO SYSTEMS INC | P | 2011-08-31 | 2011-12-08 |
| WALT DISNEY CO | P | 2011-08-30 | 2011-09-16 |
| WALT DISNEY CO | P | 2011-08-30 | 2011-10-19 |
| WALT DISNEY CO | P | 2011-08-30 | 2011-12-08 |
| WALT DISNEY CO | P | 2011-08-31 | 2011-09-16 |
| WALT DISNEY CO | P | 2011-08-31 | 2011-10-19 |
| WALT DISNEY CO | P | 2011-08-31 | 2011-12-08 |
| EMERSON ELECTRIC COMPANY | P | 2009-04-21 | 2011-03-23 |
| EMERSON ELECTRIC COMPANY | P | 2009-04-21 | 2011-09-16 |
| EMERSON ELECTRIC COMPANY | P | 2009-04-21 | 2011-10-19 |
| EMERSON ELECTRIC COMPANY | P | 2009-04-21 | 2011-12-08 |
| EMERSON ELECTRIC COMPANY | P | 2010-11-16 | 2011-03-23 |

Form 990PF Part IV - Capital Gains and Losses for Tax on Investment Income - Columns a - d

| (a) List and describe the kind(s) of property sold (e g , real estate, 2-story brick warehouse, or common stock, 200 shs MLC Co) | (b) How acquired P—Purchase D—Donation | (c) Date acquired (mo , day, yr) | (d) Date sold (mo , day, yr) |
|---|--|--------------------------------------|----------------------------------|
| EMERSON ELECTRIC COMPANY | P | 2010-11-16 | 2011-09-16 |
| EMERSON ELECTRIC COMPANY | P | 2010-11-16 | 2011-10-19 |
| EMERSON ELECTRIC COMPANY | P | 2010-11-16 | 2011-12-08 |
| EMERSON ELECTRIC COMPANY | P | 2011-08-31 | 2011-09-16 |
| EMERSON ELECTRIC COMPANY | P | 2011-08-31 | 2011-10-19 |
| EMERSON ELECTRIC COMPANY | P | 2011-08-31 | 2011-12-08 |
| EOG RESOURCES INC | P | 2009-04-21 | 2011-03-23 |
| EOG RESOURCES INC | P | 2009-04-21 | 2011-09-16 |
| EOG RESOURCES INC | P | 2009-04-21 | 2011-10-19 |
| EOG RESOURCES INC | P | 2009-04-21 | 2011-12-08 |
| EOG RESOURCES INC | P | 2010-11-16 | 2011-03-23 |
| EOG RESOURCES INC | P | 2010-11-16 | 2011-09-16 |
| EOG RESOURCES INC | P | 2010-11-16 | 2011-10-19 |
| EOG RESOURCES INC | P | 2010-11-16 | 2011-12-08 |
| EOG RESOURCES INC | P | 2011-08-31 | 2011-09-16 |
| EOG RESOURCES INC | P | 2011-08-31 | 2011-10-19 |
| EOG RESOURCES INC | P | 2011-08-31 | 2011-12-08 |
| EXELON CORP | P | 2009-05-07 | 2011-03-23 |
| EXELON CORP | P | 2009-05-07 | 2011-09-16 |
| EXELON CORP | P | 2009-05-07 | 2011-10-19 |
| EXELON CORP | P | 2009-05-07 | 2011-12-08 |
| EXELON CORP | P | 2010-03-15 | 2011-03-23 |
| EXELON CORP | P | 2010-03-15 | 2011-09-16 |
| EXELON CORP | P | 2010-03-15 | 2011-10-19 |
| EXELON CORP | P | 2010-03-15 | 2011-12-08 |
| EXELON CORP | P | 2010-03-16 | 2011-03-23 |
| EXELON CORP | P | 2010-03-16 | 2011-09-16 |
| EXELON CORP | P | 2010-03-16 | 2011-10-19 |
| EXELON CORP | P | 2010-03-16 | 2011-12-08 |
| EXELON CORP | P | 2010-03-17 | 2011-03-23 |

Form 990PF Part IV - Capital Gains and Losses for Tax on Investment Income - Columns a - d

| (a) List and describe the kind(s) of property sold (e g , real estate, 2-story brick warehouse, or common stock, 200 shs MLC Co) | (b) How acquired P—Purchase D—Donation | (c) Date acquired (mo , day, yr) | (d) Date sold (mo , day, yr) |
|--|--|--------------------------------------|----------------------------------|
| EXELON CORP | P | 2010-03-17 | 2011-09-16 |
| EXELON CORP | P | 2010-03-17 | 2011-10-19 |
| EXELON CORP | P | 2010-03-17 | 2011-12-08 |
| EXELON CORP | P | 2010-11-16 | 2011-03-23 |
| EXELON CORP | P | 2010-11-16 | 2011-09-16 |
| EXELON CORP | P | 2010-11-16 | 2011-10-19 |
| EXELON CORP | P | 2010-11-16 | 2011-12-08 |
| EXELON CORP | P | 2011-08-31 | 2011-09-16 |
| EXELON CORP | P | 2011-08-31 | 2011-10-19 |
| EXELON CORP | P | 2011-08-31 | 2011-12-08 |
| FEDEX CORPORATION | P | 2009-04-21 | 2011-03-23 |
| FEDEX CORPORATION | P | 2009-04-21 | 2011-09-16 |
| FEDEX CORPORATION | P | 2009-04-21 | 2011-10-19 |
| FEDEX CORPORATION | P | 2009-04-21 | 2011-12-08 |
| FEDEX CORPORATION | P | 2010-11-16 | 2011-03-23 |
| FEDEX CORPORATION | P | 2010-11-16 | 2011-09-16 |
| FEDEX CORPORATION | P | 2010-11-16 | 2011-10-19 |
| FEDEX CORPORATION | P | 2010-11-16 | 2011-12-08 |
| FEDEX CORPORATION | P | 2010-11-22 | 2011-03-23 |
| FEDEX CORPORATION | P | 2010-11-22 | 2011-09-16 |
| FEDEX CORPORATION | P | 2010-11-22 | 2011-10-19 |
| FEDEX CORPORATION | P | 2010-11-22 | 2011-12-08 |
| FEDEX CORPORATION | P | 2011-08-31 | 2011-09-16 |
| FEDEX CORPORATION | P | 2011-08-31 | 2011-10-19 |
| FEDEX CORPORATION | P | 2011-08-31 | 2011-12-08 |
| GENERAL ELECTRIC | D | 2010-12-31 | 2011-03-22 |
| GENERAL ELECTRIC | D | 2010-12-31 | 2011-03-22 |
| GENERAL ELECTRIC | D | 2010-12-31 | 2011-03-22 |
| GOOGLE INC-CL A | P | 2009-04-21 | 2011-03-23 |
| GOOGLE INC-CL A | P | 2009-04-21 | 2011-09-16 |

Form 990PF Part IV - Capital Gains and Losses for Tax on Investment Income - Columns a - d

| (a) List and describe the kind(s) of property sold (e g , real estate, 2-story brick warehouse, or common stock, 200 shs MLC Co) | (b) How acquired P—Purchase D—Donation | (c) Date acquired (mo , day, yr) | (d) Date sold (mo , day, yr) |
|---|--|--------------------------------------|----------------------------------|
| GOOGLE INC-CL A | P | 2009-04-21 | 2011-10-19 |
| GOOGLE INC-CL A | P | 2009-04-21 | 2011-12-08 |
| GOOGLE INC-CL A | P | 2010-11-16 | 2011-03-23 |
| GOOGLE INC-CL A | P | 2010-11-16 | 2011-09-16 |
| GOOGLE INC-CL A | P | 2010-11-16 | 2011-10-19 |
| GOOGLE INC-CL A | P | 2010-11-16 | 2011-12-08 |
| GOOGLE INC-CL A | P | 2011-06-27 | 2011-09-16 |
| GOOGLE INC-CL A | P | 2011-06-27 | 2011-10-19 |
| GOOGLE INC-CL A | P | 2011-06-27 | 2011-12-08 |
| GOOGLE INC-CL A | P | 2011-08-31 | 2011-09-16 |
| GOOGLE INC-CL A | P | 2011-08-31 | 2011-10-19 |
| GOOGLE INC-CL A | P | 2011-08-31 | 2011-12-08 |
| GOLDMAN SACHS GROUP INC | P | 2009-04-21 | 2011-03-23 |
| GOLDMAN SACHS GROUP INC | P | 2009-04-21 | 2011-09-16 |
| GOLDMAN SACHS GROUP INC | P | 2009-04-21 | 2011-10-19 |
| GOLDMAN SACHS GROUP INC | P | 2009-04-21 | 2011-12-08 |
| GOLDMAN SACHS GROUP INC | P | 2010-11-16 | 2011-03-23 |
| GOLDMAN SACHS GROUP INC | P | 2010-11-16 | 2011-09-16 |
| GOLDMAN SACHS GROUP INC | P | 2010-11-16 | 2011-10-19 |
| GOLDMAN SACHS GROUP INC | P | 2010-11-16 | 2011-12-08 |
| GOLDMAN SACHS GROUP INC | P | 2011-08-31 | 2011-09-16 |
| GOLDMAN SACHS GROUP INC | P | 2011-08-31 | 2011-10-19 |
| GOLDMAN SACHS GROUP INC | P | 2011-08-31 | 2011-12-08 |
| GRAINGER WW | P | 2009-04-21 | 2011-03-23 |
| GRAINGER WW | P | 2009-04-21 | 2011-04-26 |
| GRAINGER WW | P | 2009-04-21 | 2011-04-27 |
| GRAINGER WW | P | 2009-04-21 | 2011-09-16 |
| GRAINGER WW | P | 2009-04-21 | 2011-10-19 |
| GRAINGER WW | P | 2009-04-21 | 2011-12-08 |
| GRAINGER WW | P | 2010-11-16 | 2011-03-23 |

Form 990PF Part IV - Capital Gains and Losses for Tax on Investment Income - Columns a - d

| (a) List and describe the kind(s) of property sold (e g , real estate, 2-story brick warehouse, or common stock, 200 shs MLC Co) | (b) How acquired P—Purchase D—Donation | (c) Date acquired (mo , day, yr) | (d) Date sold (mo , day, yr) |
|---|--|--------------------------------------|----------------------------------|
| GRAINGER WW | P | 2010-11-16 | 2011-04-26 |
| GRAINGER WW | P | 2010-11-16 | 2011-04-27 |
| GRAINGER WW | P | 2010-11-16 | 2011-09-16 |
| GRAINGER WW | P | 2010-11-16 | 2011-10-19 |
| GRAINGER WW | P | 2010-11-16 | 2011-12-08 |
| GRAINGER WW | P | 2011-08-31 | 2011-09-16 |
| GRAINGER WW | P | 2011-08-31 | 2011-10-19 |
| GRAINGER WW | P | 2011-08-31 | 2011-12-08 |
| INTL BUSINESS MACHINES CORP | P | 2009-04-21 | 2011-03-23 |
| INTL BUSINESS MACHINES CORP | P | 2009-04-21 | 2011-08-30 |
| INTL BUSINESS MACHINES CORP | P | 2009-04-21 | 2011-09-16 |
| INTL BUSINESS MACHINES CORP | P | 2009-04-21 | 2011-10-19 |
| INTL BUSINESS MACHINES CORP | P | 2009-04-21 | 2011-12-08 |
| INTL BUSINESS MACHINES CORP | P | 2010-11-16 | 2011-03-23 |
| INTL BUSINESS MACHINES CORP | P | 2010-11-16 | 2011-08-30 |
| INTL BUSINESS MACHINES CORP | P | 2010-11-16 | 2011-09-16 |
| INTL BUSINESS MACHINES CORP | P | 2010-11-16 | 2011-10-19 |
| INTL BUSINESS MACHINES CORP | P | 2010-11-16 | 2011-12-08 |
| JOHNSON & JOHNSON | P | 2009-04-21 | 2011-03-23 |
| JOHNSON & JOHNSON | P | 2009-04-21 | 2011-09-16 |
| JOHNSON & JOHNSON | P | 2009-04-21 | 2011-10-19 |
| JOHNSON & JOHNSON | P | 2009-04-21 | 2011-12-08 |
| JOHNSON & JOHNSON | P | 2010-02-10 | 2011-03-23 |
| JOHNSON & JOHNSON | P | 2010-02-10 | 2011-09-16 |
| JOHNSON & JOHNSON | P | 2010-02-10 | 2011-10-19 |
| JOHNSON & JOHNSON | P | 2010-02-10 | 2011-12-08 |
| JOHNSON & JOHNSON | P | 2010-11-16 | 2011-03-23 |
| JOHNSON & JOHNSON | P | 2010-11-16 | 2011-09-16 |
| JOHNSON & JOHNSON | P | 2010-11-16 | 2011-10-19 |
| JOHNSON & JOHNSON | P | 2010-11-16 | 2011-12-08 |

Form 990PF Part IV - Capital Gains and Losses for Tax on Investment Income - Columns a - d

| (a) List and describe the kind(s) of property sold (e g , real estate, 2-story brick warehouse, or common stock, 200 shs MLC Co) | (b) How acquired P—Purchase D—Donation | (c) Date acquired (mo , day, yr) | (d) Date sold (mo , day, yr) |
|--|--|--------------------------------------|----------------------------------|
| JOHNSON & JOHNSON | P | 2010-12-09 | 2011-03-23 |
| JOHNSON & JOHNSON | P | 2010-12-09 | 2011-09-16 |
| JOHNSON & JOHNSON | P | 2010-12-09 | 2011-10-19 |
| JOHNSON & JOHNSON | P | 2010-12-09 | 2011-12-08 |
| JOHNSON & JOHNSON | P | 2011-08-31 | 2011-09-16 |
| JOHNSON & JOHNSON | P | 2011-08-31 | 2011-10-19 |
| JOHNSON & JOHNSON | P | 2011-08-31 | 2011-12-08 |
| COCA-COLA COMPANY | P | 2009-04-21 | 2011-03-23 |
| COCA-COLA COMPANY | P | 2009-04-21 | 2011-08-30 |
| COCA-COLA COMPANY | P | 2009-04-21 | 2011-09-16 |
| COCA-COLA COMPANY | P | 2009-04-21 | 2011-10-19 |
| COCA-COLA COMPANY | P | 2009-04-21 | 2011-12-08 |
| COCA-COLA COMPANY | P | 2010-11-16 | 2011-03-23 |
| COCA-COLA COMPANY | P | 2010-11-16 | 2011-08-30 |
| COCA-COLA COMPANY | P | 2010-11-16 | 2011-09-16 |
| COCA-COLA COMPANY | P | 2010-11-16 | 2011-10-19 |
| COCA-COLA COMPANY | P | 2010-11-16 | 2011-12-08 |
| MEDTRONIC | P | 2009-04-21 | 2011-03-02 |
| MEDTRONIC | P | 2009-04-21 | 2011-03-03 |
| MEDTRONIC | P | 2010-11-16 | 2011-03-02 |
| MEDTRONIC | P | 2010-11-16 | 2011-03-03 |
| 3M CO | P | 2010-09-17 | 2011-03-23 |
| 3M CO | P | 2010-09-17 | 2011-09-16 |
| 3M CO | P | 2010-09-17 | 2011-10-19 |
| 3M CO | P | 2010-09-17 | 2011-12-08 |
| 3M CO | P | 2010-11-16 | 2011-03-23 |
| 3M CO | P | 2010-11-16 | 2011-09-16 |
| 3M CO | P | 2010-11-16 | 2011-10-19 |
| 3M CO | P | 2010-11-16 | 2011-12-08 |
| 3M CO | P | 2011-08-31 | 2011-09-16 |

Form 990PF Part IV - Capital Gains and Losses for Tax on Investment Income - Columns a - d

| (a) List and describe the kind(s) of property sold (e g , real estate, 2-story brick warehouse, or common stock, 200 shs MLC Co) | (b) How acquired P—Purchase D—Donation | (c) Date acquired (mo , day, yr) | (d) Date sold (mo , day, yr) |
|--|--|--------------------------------------|----------------------------------|
| 3M CO | P | 2011-08-31 | 2011-10-19 |
| 3M CO | P | 2011-08-31 | 2011-12-08 |
| MONSANTO COMPANY | P | 2009-09-10 | 2011-03-23 |
| MONSANTO COMPANY | P | 2009-09-10 | 2011-08-30 |
| MONSANTO COMPANY | P | 2009-09-10 | 2011-09-16 |
| MONSANTO COMPANY | P | 2009-09-10 | 2011-10-19 |
| MONSANTO COMPANY | P | 2009-09-10 | 2011-12-08 |
| MONSANTO COMPANY | P | 2010-02-05 | 2011-03-23 |
| MONSANTO COMPANY | P | 2010-02-05 | 2011-08-30 |
| MONSANTO COMPANY | P | 2010-02-05 | 2011-09-16 |
| MONSANTO COMPANY | P | 2010-02-05 | 2011-10-19 |
| MONSANTO COMPANY | P | 2010-02-05 | 2011-12-08 |
| MONSANTO COMPANY | P | 2010-05-25 | 2011-03-23 |
| MONSANTO COMPANY | P | 2010-05-25 | 2011-08-30 |
| MONSANTO COMPANY | P | 2010-05-25 | 2011-09-16 |
| MONSANTO COMPANY | P | 2010-05-25 | 2011-10-19 |
| MONSANTO COMPANY | P | 2010-05-25 | 2011-12-08 |
| MONSANTO COMPANY | P | 2010-11-16 | 2011-03-23 |
| MONSANTO COMPANY | P | 2010-11-16 | 2011-08-30 |
| MONSANTO COMPANY | P | 2010-11-16 | 2011-09-16 |
| MONSANTO COMPANY | P | 2010-11-16 | 2011-10-19 |
| MONSANTO COMPANY | P | 2010-11-16 | 2011-12-08 |
| MERCK & CO , INC | D | 2011-07-11 | 2011-07-26 |
| MORGAN STANLEY GROUP | D | 2011-12-09 | 2011-12-12 |
| MICROSOFT CORP | P | 2009-04-21 | 2011-03-23 |
| MICROSOFT CORP | P | 2009-04-21 | 2011-09-16 |
| MICROSOFT CORP | P | 2009-04-21 | 2011-10-19 |
| MICROSOFT CORP | P | 2009-04-21 | 2011-12-08 |
| MICROSOFT CORP | P | 2010-11-16 | 2011-03-23 |
| MICROSOFT CORP | P | 2010-11-16 | 2011-09-16 |

Form 990PF Part IV - Capital Gains and Losses for Tax on Investment Income - Columns a - d

| (a) List and describe the kind(s) of property sold (e g , real estate, 2-story brick warehouse, or common stock, 200 shs MLC Co) | (b) How acquired P—Purchase D—Donation | (c) Date acquired (mo , day, yr) | (d) Date sold (mo , day, yr) |
|--|--|--------------------------------------|----------------------------------|
| MICROSOFT CORP | P | 2010-11-16 | 2011-10-19 |
| MICROSOFT CORP | P | 2010-11-16 | 2011-12-08 |
| MICROSOFT CORP | P | 2011-08-31 | 2011-09-16 |
| MICROSOFT CORP | P | 2011-08-31 | 2011-10-19 |
| MICROSOFT CORP | P | 2011-08-31 | 2011-12-08 |
| M&T BANK CORPORATION | P | 2009-11-17 | 2011-03-23 |
| M&T BANK CORPORATION | P | 2009-11-17 | 2011-09-16 |
| M&T BANK CORPORATION | P | 2009-11-17 | 2011-10-19 |
| M&T BANK CORPORATION | P | 2009-11-17 | 2011-12-08 |
| M&T BANK CORPORATION | P | 2010-11-16 | 2011-03-23 |
| M&T BANK CORPORATION | P | 2010-11-16 | 2011-09-16 |
| M&T BANK CORPORATION | P | 2010-11-16 | 2011-10-19 |
| M&T BANK CORPORATION | P | 2010-11-16 | 2011-12-08 |
| M&T BANK CORPORATION | P | 2011-01-10 | 2011-03-23 |
| M&T BANK CORPORATION | P | 2011-01-10 | 2011-09-16 |
| M&T BANK CORPORATION | P | 2011-01-10 | 2011-10-19 |
| M&T BANK CORPORATION | P | 2011-01-10 | 2011-12-08 |
| M&T BANK CORPORATION | P | 2011-01-11 | 2011-03-23 |
| M&T BANK CORPORATION | P | 2011-01-11 | 2011-09-16 |
| M&T BANK CORPORATION | P | 2011-01-11 | 2011-10-19 |
| M&T BANK CORPORATION | P | 2011-01-11 | 2011-12-08 |
| M&T BANK CORPORATION | P | 2011-01-12 | 2011-03-23 |
| M&T BANK CORPORATION | P | 2011-01-12 | 2011-09-16 |
| M&T BANK CORPORATION | P | 2011-01-12 | 2011-10-19 |
| M&T BANK CORPORATION | P | 2011-01-12 | 2011-12-08 |
| M&T BANK CORPORATION | P | 2011-08-31 | 2011-09-16 |
| M&T BANK CORPORATION | P | 2011-08-31 | 2011-10-19 |
| M&T BANK CORPORATION | P | 2011-08-31 | 2011-12-08 |
| NESTLES SA ADR | P | 2009-04-21 | 2011-03-23 |
| NESTLES SA ADR | P | 2009-04-21 | 2011-06-01 |

Form 990PF Part IV - Capital Gains and Losses for Tax on Investment Income - Columns a - d

| (a) List and describe the kind(s) of property sold (e g , real estate, 2-story brick warehouse, or common stock, 200 shs MLC Co) | (b) How acquired P—Purchase D—Donation | (c) Date acquired (mo , day, yr) | (d) Date sold (mo , day, yr) |
|--|--|--------------------------------------|----------------------------------|
| NESTLES SA ADR | P | 2009-04-21 | 2011-08-23 |
| NESTLES SA ADR | P | 2009-04-21 | 2011-09-16 |
| NESTLES SA ADR | P | 2009-04-21 | 2011-10-19 |
| NESTLES SA ADR | P | 2009-04-21 | 2011-12-08 |
| NESTLES SA ADR | P | 2010-11-16 | 2011-03-23 |
| NESTLES SA ADR | P | 2010-11-16 | 2011-06-01 |
| NESTLES SA ADR | P | 2010-11-16 | 2011-08-23 |
| NESTLES SA ADR | P | 2010-11-16 | 2011-09-16 |
| NESTLES SA ADR | P | 2010-11-16 | 2011-10-19 |
| NESTLES SA ADR | P | 2010-11-16 | 2011-12-08 |
| NESTLES SA ADR | P | 2011-08-31 | 2011-09-16 |
| NESTLES SA ADR | P | 2011-08-31 | 2011-10-19 |
| NESTLES SA ADR | P | 2011-08-31 | 2011-12-08 |
| NOVARTIS AG-ADR | P | 2009-04-21 | 2011-03-23 |
| NOVARTIS AG-ADR | P | 2009-04-21 | 2011-06-21 |
| NOVARTIS AG-ADR | P | 2009-04-21 | 2011-09-16 |
| NOVARTIS AG-ADR | P | 2009-04-21 | 2011-10-19 |
| NOVARTIS AG-ADR | P | 2009-04-21 | 2011-12-08 |
| NOVARTIS AG-ADR | P | 2010-11-16 | 2011-03-23 |
| NOVARTIS AG-ADR | P | 2010-11-16 | 2011-06-21 |
| NOVARTIS AG-ADR | P | 2010-11-16 | 2011-09-16 |
| NOVARTIS AG-ADR | P | 2010-11-16 | 2011-10-19 |
| NOVARTIS AG-ADR | P | 2010-11-16 | 2011-12-08 |
| NOVARTIS AG-ADR | P | 2011-08-31 | 2011-09-16 |
| NOVARTIS AG-ADR | P | 2011-08-31 | 2011-10-19 |
| NOVARTIS AG-ADR | P | 2011-08-31 | 2011-12-08 |
| OCCIDENTAL PETROLEUM CORP | P | 2009-07-09 | 2011-03-23 |
| OCCIDENTAL PETROLEUM CORP | P | 2009-07-09 | 2011-09-16 |
| OCCIDENTAL PETROLEUM CORP | P | 2009-07-09 | 2011-10-19 |
| OCCIDENTAL PETROLEUM CORP | P | 2009-07-09 | 2011-12-08 |

Form 990PF Part IV - Capital Gains and Losses for Tax on Investment Income - Columns a - d

| (a) List and describe the kind(s) of property sold (e g , real estate, 2-story brick warehouse, or common stock, 200 shs MLC Co) | (b) How acquired P—Purchase D—Donation | (c) Date acquired (mo , day, yr) | (d) Date sold (mo , day, yr) |
|---|--|--------------------------------------|----------------------------------|
| OCCIDENTAL PETROLEUM CORP | P | 2010-11-16 | 2011-03-23 |
| OCCIDENTAL PETROLEUM CORP | P | 2010-11-16 | 2011-09-16 |
| OCCIDENTAL PETROLEUM CORP | P | 2010-11-16 | 2011-10-19 |
| OCCIDENTAL PETROLEUM CORP | P | 2010-11-16 | 2011-12-08 |
| OCCIDENTAL PETROLEUM CORP | P | 2011-05-09 | 2011-09-16 |
| OCCIDENTAL PETROLEUM CORP | P | 2011-05-09 | 2011-10-19 |
| OCCIDENTAL PETROLEUM CORP | P | 2011-05-09 | 2011-12-08 |
| OCCIDENTAL PETROLEUM CORP | P | 2011-08-17 | 2011-09-16 |
| OCCIDENTAL PETROLEUM CORP | P | 2011-08-17 | 2011-10-19 |
| OCCIDENTAL PETROLEUM CORP | P | 2011-08-17 | 2011-12-08 |
| OCCIDENTAL PETROLEUM CORP | P | 2011-08-31 | 2011-09-16 |
| OCCIDENTAL PETROLEUM CORP | P | 2011-08-31 | 2011-10-19 |
| OCCIDENTAL PETROLEUM CORP | P | 2011-08-31 | 2011-12-08 |
| PEPSICO INC | P | 2009-04-21 | 2011-03-23 |
| PEPSICO INC | P | 2009-04-21 | 2011-09-16 |
| PEPSICO INC | P | 2009-04-21 | 2011-10-19 |
| PEPSICO INC | P | 2009-04-21 | 2011-12-08 |
| PEPSICO INC | P | 2010-02-10 | 2011-03-23 |
| PEPSICO INC | P | 2010-02-10 | 2011-09-16 |
| PEPSICO INC | P | 2010-02-10 | 2011-10-19 |
| PEPSICO INC | P | 2010-02-10 | 2011-12-08 |
| PEPSICO INC | P | 2010-11-16 | 2011-03-23 |
| PEPSICO INC | P | 2010-11-16 | 2011-09-16 |
| PEPSICO INC | P | 2010-11-16 | 2011-10-19 |
| PEPSICO INC | P | 2010-11-16 | 2011-12-08 |
| PEPSICO INC | P | 2011-08-31 | 2011-09-16 |
| PEPSICO INC | P | 2011-08-31 | 2011-10-19 |
| PEPSICO INC | P | 2011-08-31 | 2011-12-08 |
| PROCTER & GAMBLE CO | P | 2009-04-21 | 2011-03-23 |
| PROCTER & GAMBLE CO | P | 2009-04-21 | 2011-09-16 |

Form 990PF Part IV - Capital Gains and Losses for Tax on Investment Income - Columns a - d

| (a) List and describe the kind(s) of property sold (e g , real estate, 2-story brick warehouse, or common stock, 200 shs MLC Co) | (b) How acquired P—Purchase D—Donation | (c) Date acquired (mo , day, yr) | (d) Date sold (mo , day, yr) |
|---|--|--------------------------------------|----------------------------------|
| PROCTER & GAMBLE CO | P | 2009-04-21 | 2011-10-19 |
| PROCTER & GAMBLE CO | P | 2009-04-21 | 2011-12-08 |
| PROCTER & GAMBLE CO | P | 2010-11-16 | 2011-03-23 |
| PROCTER & GAMBLE CO | P | 2010-11-16 | 2011-09-16 |
| PROCTER & GAMBLE CO | P | 2010-11-16 | 2011-10-19 |
| PROCTER & GAMBLE CO | P | 2010-11-16 | 2011-12-08 |
| PROCTER & GAMBLE CO | P | 2011-08-31 | 2011-09-16 |
| PROCTER & GAMBLE CO | P | 2011-08-31 | 2011-10-19 |
| PROCTER & GAMBLE CO | P | 2011-08-31 | 2011-12-08 |
| PROGRESSIVE CP OH | P | 2009-04-21 | 2011-03-23 |
| PROGRESSIVE CP OH | P | 2009-04-21 | 2011-09-16 |
| PROGRESSIVE CP OH | P | 2009-04-21 | 2011-10-19 |
| PROGRESSIVE CP OH | P | 2009-04-21 | 2011-12-08 |
| PROGRESSIVE CP OH | P | 2010-02-10 | 2011-03-23 |
| PROGRESSIVE CP OH | P | 2010-02-10 | 2011-09-16 |
| PROGRESSIVE CP OH | P | 2010-02-10 | 2011-10-19 |
| PROGRESSIVE CP OH | P | 2010-02-10 | 2011-12-08 |
| PROGRESSIVE CP OH | P | 2010-02-11 | 2011-03-23 |
| PROGRESSIVE CP OH | P | 2010-02-11 | 2011-09-16 |
| PROGRESSIVE CP OH | P | 2010-02-11 | 2011-10-19 |
| PROGRESSIVE CP OH | P | 2010-02-11 | 2011-12-08 |
| PROGRESSIVE CP OH | P | 2010-11-16 | 2011-03-23 |
| PROGRESSIVE CP OH | P | 2010-11-16 | 2011-09-16 |
| PROGRESSIVE CP OH | P | 2010-11-16 | 2011-10-19 |
| PROGRESSIVE CP OH | P | 2010-11-16 | 2011-12-08 |
| PROGRESSIVE CP OH | P | 2011-08-31 | 2011-09-16 |
| PROGRESSIVE CP OH | P | 2011-08-31 | 2011-10-19 |
| PROGRESSIVE CP OH | P | 2011-08-31 | 2011-12-08 |
| PHILIP MORRIS INTERNATIONAL INC | P | 2009-04-21 | 2011-03-23 |
| PHILIP MORRIS INTERNATIONAL INC | P | 2009-04-21 | 2011-08-30 |

Form 990PF Part IV - Capital Gains and Losses for Tax on Investment Income - Columns a - d

| (a) List and describe the kind(s) of property sold (e g , real estate, 2-story brick warehouse, or common stock, 200 shs MLC Co) | (b) How acquired P—Purchase D—Donation | (c) Date acquired (mo , day, yr) | (d) Date sold (mo , day, yr) |
|--|--|--------------------------------------|----------------------------------|
| PHILIP MORRIS INTERNATIONAL INC | P | 2009-04-21 | 2011-08-31 |
| PHILIP MORRIS INTERNATIONAL INC | P | 2010-11-16 | 2011-03-23 |
| PHILIP MORRIS INTERNATIONAL INC | P | 2010-11-16 | 2011-08-30 |
| PHILIP MORRIS INTERNATIONAL INC | P | 2010-11-16 | 2011-08-31 |
| QUALCOMM INC | P | 2009-04-21 | 2011-03-23 |
| QUALCOMM INC | P | 2009-04-21 | 2011-06-01 |
| QUALCOMM INC | P | 2009-04-21 | 2011-09-16 |
| QUALCOMM INC | P | 2009-04-21 | 2011-10-19 |
| QUALCOMM INC | P | 2009-04-21 | 2011-12-08 |
| QUALCOMM INC | P | 2010-02-05 | 2011-03-23 |
| QUALCOMM INC | P | 2010-02-05 | 2011-06-01 |
| QUALCOMM INC | P | 2010-02-05 | 2011-09-16 |
| QUALCOMM INC | P | 2010-02-05 | 2011-10-19 |
| QUALCOMM INC | P | 2010-02-05 | 2011-12-08 |
| QUALCOMM INC | P | 2010-11-16 | 2011-03-23 |
| QUALCOMM INC | P | 2010-11-16 | 2011-06-01 |
| QUALCOMM INC | P | 2010-11-16 | 2011-09-16 |
| QUALCOMM INC | P | 2010-11-16 | 2011-10-19 |
| QUALCOMM INC | P | 2010-11-16 | 2011-12-08 |
| QUALCOMM INC | P | 2011-08-31 | 2011-09-16 |
| QUALCOMM INC | P | 2011-08-31 | 2011-10-19 |
| QUALCOMM INC | P | 2011-08-31 | 2011-12-08 |
| ROCHE HOLDINGS LTD-SPONS ADR | P | 2011-06-21 | 2011-09-16 |
| ROCHE HOLDINGS LTD-SPONS ADR | P | 2011-06-21 | 2011-10-19 |
| ROCHE HOLDINGS LTD-SPONS ADR | P | 2011-06-21 | 2011-12-08 |
| ROCHE HOLDINGS LTD-SPONS ADR | P | 2011-06-24 | 2011-09-16 |
| ROCHE HOLDINGS LTD-SPONS ADR | P | 2011-06-24 | 2011-10-19 |
| ROCHE HOLDINGS LTD-SPONS ADR | P | 2011-06-24 | 2011-12-08 |
| ROCHE HOLDINGS LTD-SPONS ADR | P | 2011-06-27 | 2011-09-16 |
| ROCHE HOLDINGS LTD-SPONS ADR | P | 2011-06-27 | 2011-10-19 |

Form 990PF Part IV - Capital Gains and Losses for Tax on Investment Income - Columns a - d

| (a) List and describe the kind(s) of property sold (e g , real estate, 2-story brick warehouse, or common stock, 200 shs MLC Co) | (b) How acquired P—Purchase D—Donation | (c) Date acquired (mo , day, yr) | (d) Date sold (mo , day, yr) |
|--|--|--------------------------------------|----------------------------------|
| ROCHE HOLDINGS LTD-SPONS ADR | P | 2011-06-27 | 2011-12-08 |
| ROCHE HOLDINGS LTD-SPONS ADR | P | 2011-06-28 | 2011-09-16 |
| ROCHE HOLDINGS LTD-SPONS ADR | P | 2011-06-28 | 2011-10-19 |
| ROCHE HOLDINGS LTD-SPONS ADR | P | 2011-06-28 | 2011-12-08 |
| ROCHE HOLDINGS LTD-SPONS ADR | P | 2011-08-31 | 2011-09-16 |
| ROCHE HOLDINGS LTD-SPONS ADR | P | 2011-08-31 | 2011-10-19 |
| ROCHE HOLDINGS LTD-SPONS ADR | P | 2011-08-31 | 2011-12-08 |
| STAPLES INC | P | 2011-06-01 | 2011-09-16 |
| STAPLES INC | P | 2011-06-01 | 2011-10-19 |
| STAPLES INC | P | 2011-06-01 | 2011-12-08 |
| STAPLES INC | P | 2011-06-02 | 2011-09-16 |
| STAPLES INC | P | 2011-06-02 | 2011-10-19 |
| STAPLES INC | P | 2011-06-02 | 2011-12-08 |
| STAPLES INC | P | 2011-08-31 | 2011-09-16 |
| STAPLES INC | P | 2011-08-31 | 2011-10-19 |
| STAPLES INC | P | 2011-08-31 | 2011-12-08 |
| SOUTHWESTERN ENERGY CO | P | 2011-04-26 | 2011-09-16 |
| SOUTHWESTERN ENERGY CO | P | 2011-04-26 | 2011-10-19 |
| SOUTHWESTERN ENERGY CO | P | 2011-04-26 | 2011-12-08 |
| SOUTHWESTERN ENERGY CO | P | 2011-04-27 | 2011-09-16 |
| SOUTHWESTERN ENERGY CO | P | 2011-04-27 | 2011-10-19 |
| SOUTHWESTERN ENERGY CO | P | 2011-04-27 | 2011-12-08 |
| SOUTHWESTERN ENERGY CO | P | 2011-04-28 | 2011-09-16 |
| SOUTHWESTERN ENERGY CO | P | 2011-04-28 | 2011-10-19 |
| SOUTHWESTERN ENERGY CO | P | 2011-04-28 | 2011-12-08 |
| SOUTHWESTERN ENERGY CO | P | 2011-04-29 | 2011-09-16 |
| SOUTHWESTERN ENERGY CO | P | 2011-04-29 | 2011-10-19 |
| SOUTHWESTERN ENERGY CO | P | 2011-04-29 | 2011-12-08 |
| SOUTHWESTERN ENERGY CO | P | 2011-05-02 | 2011-09-16 |
| SOUTHWESTERN ENERGY CO | P | 2011-05-02 | 2011-10-19 |

Form 990PF Part IV - Capital Gains and Losses for Tax on Investment Income - Columns a - d

| (a) List and describe the kind(s) of property sold (e g , real estate, 2-story brick warehouse, or common stock, 200 shs MLC Co) | (b) How acquired P—Purchase D—Donation | (c) Date acquired (mo , day, yr) | (d) Date sold (mo , day, yr) |
|--|--|--------------------------------------|----------------------------------|
| SOUTHWESTERN ENERGY CO | P | 2011-05-02 | 2011-12-08 |
| SOUTHWESTERN ENERGY CO | P | 2011-05-03 | 2011-09-16 |
| SOUTHWESTERN ENERGY CO | P | 2011-05-03 | 2011-10-19 |
| SOUTHWESTERN ENERGY CO | P | 2011-05-03 | 2011-12-08 |
| SOUTHWESTERN ENERGY CO | P | 2011-08-31 | 2011-09-16 |
| SOUTHWESTERN ENERGY CO | P | 2011-08-31 | 2011-10-19 |
| SOUTHWESTERN ENERGY CO | P | 2011-08-31 | 2011-12-08 |
| SYSCO CORP | P | 2009-04-21 | 2011-03-23 |
| SYSCO CORP | P | 2009-04-21 | 2011-09-16 |
| SYSCO CORP | P | 2009-04-21 | 2011-10-19 |
| SYSCO CORP | P | 2009-04-21 | 2011-12-08 |
| SYSCO CORP | P | 2010-11-16 | 2011-03-23 |
| SYSCO CORP | P | 2010-11-16 | 2011-09-16 |
| SYSCO CORP | P | 2010-11-16 | 2011-10-19 |
| SYSCO CORP | P | 2010-11-16 | 2011-12-08 |
| SYSCO CORP | P | 2011-08-31 | 2011-09-16 |
| SYSCO CORP | P | 2011-08-31 | 2011-10-19 |
| SYSCO CORP | P | 2011-08-31 | 2011-12-08 |
| TIFFANY & CO | P | 2009-04-21 | 2011-03-23 |
| TIFFANY & CO | P | 2009-04-21 | 2011-04-26 |
| TIFFANY & CO | P | 2009-04-21 | 2011-09-16 |
| TIFFANY & CO | P | 2009-04-21 | 2011-10-19 |
| TIFFANY & CO | P | 2009-04-21 | 2011-12-08 |
| TIFFANY & CO | P | 2011-08-31 | 2011-09-16 |
| TIFFANY & CO | P | 2011-08-31 | 2011-10-19 |
| TIFFANY & CO | P | 2011-08-31 | 2011-12-08 |
| TEXAS INSTRUMENTS INC | P | 2010-06-29 | 2011-03-23 |
| TEXAS INSTRUMENTS INC | P | 2010-06-29 | 2011-09-16 |
| TEXAS INSTRUMENTS INC | P | 2010-06-29 | 2011-10-19 |
| TEXAS INSTRUMENTS INC | P | 2010-06-29 | 2011-12-08 |

Form 990PF Part IV - Capital Gains and Losses for Tax on Investment Income - Columns a - d

| (a) List and describe the kind(s) of property sold (e g , real estate, 2-story brick warehouse, or common stock, 200 shs MLC Co) | (b) How acquired P—Purchase D—Donation | (c) Date acquired (mo , day, yr) | (d) Date sold (mo , day, yr) |
|---|--|--------------------------------------|----------------------------------|
| TEXAS INSTRUMENTS INC | P | 2010-11-16 | 2011-03-23 |
| TEXAS INSTRUMENTS INC | P | 2010-11-16 | 2011-09-16 |
| TEXAS INSTRUMENTS INC | P | 2010-11-16 | 2011-10-19 |
| TEXAS INSTRUMENTS INC | P | 2010-11-16 | 2011-12-08 |
| TEXAS INSTRUMENTS INC | P | 2011-08-31 | 2011-09-16 |
| TEXAS INSTRUMENTS INC | P | 2011-08-31 | 2011-10-19 |
| TEXAS INSTRUMENTS INC | P | 2011-08-31 | 2011-12-08 |
| UNION PACIFIC CORPORATION | P | 2009-04-21 | 2011-03-23 |
| UNION PACIFIC CORPORATION | P | 2009-04-21 | 2011-06-01 |
| UNION PACIFIC CORPORATION | P | 2009-04-21 | 2011-09-16 |
| UNION PACIFIC CORPORATION | P | 2009-04-21 | 2011-10-19 |
| UNION PACIFIC CORPORATION | P | 2009-04-21 | 2011-12-08 |
| UNION PACIFIC CORPORATION | P | 2010-11-16 | 2011-03-23 |
| UNION PACIFIC CORPORATION | P | 2010-11-16 | 2011-06-01 |
| UNION PACIFIC CORPORATION | P | 2010-11-16 | 2011-09-16 |
| UNION PACIFIC CORPORATION | P | 2010-11-16 | 2011-10-19 |
| UNION PACIFIC CORPORATION | P | 2010-11-16 | 2011-12-08 |
| UNION PACIFIC CORPORATION | P | 2011-08-31 | 2011-09-16 |
| UNION PACIFIC CORPORATION | P | 2011-08-31 | 2011-10-19 |
| UNION PACIFIC CORPORATION | P | 2011-08-31 | 2011-12-08 |
| US BANCORP | P | 2011-06-24 | 2011-09-16 |
| US BANCORP | P | 2011-06-24 | 2011-10-19 |
| US BANCORP | P | 2011-06-24 | 2011-12-08 |
| US BANCORP | P | 2011-06-27 | 2011-09-16 |
| US BANCORP | P | 2011-06-27 | 2011-10-19 |
| US BANCORP | P | 2011-06-27 | 2011-12-08 |
| US BANCORP | P | 2011-06-28 | 2011-09-16 |
| US BANCORP | P | 2011-06-28 | 2011-10-19 |
| US BANCORP | P | 2011-06-28 | 2011-12-08 |
| US BANCORP | P | 2011-08-31 | 2011-09-16 |

Form 990PF Part IV - Capital Gains and Losses for Tax on Investment Income - Columns a - d

| (a) List and describe the kind(s) of property sold (e g , real estate, 2-story brick warehouse, or common stock, 200 shs MLC Co) | (b) How acquired P—Purchase D—Donation | (c) Date acquired (mo , day, yr) | (d) Date sold (mo , day, yr) |
|--|--|--------------------------------------|----------------------------------|
| US BANCORP | P | 2011-08-31 | 2011-10-19 |
| US BANCORP | P | 2011-08-31 | 2011-12-08 |
| UTI WORLDWIDE INC | P | 2009-04-21 | 2011-03-23 |
| UTI WORLDWIDE INC | P | 2009-04-21 | 2011-09-16 |
| UTI WORLDWIDE INC | P | 2009-04-21 | 2011-10-19 |
| UTI WORLDWIDE INC | P | 2009-04-21 | 2011-12-08 |
| UTI WORLDWIDE INC | P | 2010-11-16 | 2011-03-23 |
| UTI WORLDWIDE INC | P | 2010-11-16 | 2011-09-16 |
| UTI WORLDWIDE INC | P | 2010-11-16 | 2011-10-19 |
| UTI WORLDWIDE INC | P | 2010-11-16 | 2011-12-08 |
| UTI WORLDWIDE INC | P | 2011-08-31 | 2011-09-16 |
| UTI WORLDWIDE INC | P | 2011-08-31 | 2011-10-19 |
| UTI WORLDWIDE INC | P | 2011-08-31 | 2011-12-08 |
| WELLS FARGO & CO | P | 2009-05-01 | 2011-03-23 |
| WELLS FARGO & CO | P | 2009-05-01 | 2011-09-16 |
| WELLS FARGO & CO | P | 2009-05-01 | 2011-10-19 |
| WELLS FARGO & CO | P | 2009-05-01 | 2011-12-08 |
| WELLS FARGO & CO | P | 2009-12-17 | 2011-03-23 |
| WELLS FARGO & CO | P | 2009-12-17 | 2011-09-16 |
| WELLS FARGO & CO | P | 2009-12-17 | 2011-10-19 |
| WELLS FARGO & CO | P | 2009-12-17 | 2011-12-08 |
| WELLS FARGO & CO | P | 2010-02-10 | 2011-03-23 |
| WELLS FARGO & CO | P | 2010-02-10 | 2011-09-16 |
| WELLS FARGO & CO | P | 2010-02-10 | 2011-10-19 |
| WELLS FARGO & CO | P | 2010-02-10 | 2011-12-08 |
| WELLS FARGO & CO | P | 2010-02-11 | 2011-03-23 |
| WELLS FARGO & CO | P | 2010-02-11 | 2011-09-16 |
| WELLS FARGO & CO | P | 2010-02-11 | 2011-10-19 |
| WELLS FARGO & CO | P | 2010-02-11 | 2011-12-08 |
| WELLS FARGO & CO | P | 2010-11-16 | 2011-03-23 |

Form 990PF Part IV - Capital Gains and Losses for Tax on Investment Income - Columns a - d

| (a) List and describe the kind(s) of property sold (e g , real estate, 2-story brick warehouse, or common stock, 200 shs MLC Co) | (b) How acquired P—Purchase D—Donation | (c) Date acquired (mo , day, yr) | (d) Date sold (mo , day, yr) |
|--|--|--------------------------------------|----------------------------------|
| WELLS FARGO & CO | P | 2010-11-16 | 2011-09-16 |
| WELLS FARGO & CO | P | 2010-11-16 | 2011-10-19 |
| WELLS FARGO & CO | P | 2010-11-16 | 2011-12-08 |
| WELLS FARGO & CO | P | 2011-08-31 | 2011-09-16 |
| WELLS FARGO & CO | P | 2011-08-31 | 2011-10-19 |
| WELLS FARGO & CO | P | 2011-08-31 | 2011-12-08 |
| WAL-MART STORES | P | 2009-04-21 | 2011-03-23 |
| WAL-MART STORES | P | 2009-04-21 | 2011-06-27 |
| WAL-MART STORES | P | 2009-04-21 | 2011-06-28 |
| WAL-MART STORES | P | 2010-11-16 | 2011-03-23 |
| WAL-MART STORES | P | 2010-11-16 | 2011-06-27 |
| WAL-MART STORES | P | 2010-11-16 | 2011-06-28 |
| EXXON MOBIL CORP | P | 2010-08-27 | 2011-03-23 |
| EXXON MOBIL CORP | P | 2010-08-27 | 2011-09-16 |
| EXXON MOBIL CORP | P | 2010-08-27 | 2011-10-19 |
| EXXON MOBIL CORP | P | 2010-08-27 | 2011-12-08 |
| EXXON MOBIL CORP | P | 2010-11-16 | 2011-03-23 |
| EXXON MOBIL CORP | P | 2010-11-16 | 2011-09-16 |
| EXXON MOBIL CORP | P | 2010-11-16 | 2011-10-19 |
| EXXON MOBIL CORP | P | 2010-11-16 | 2011-12-08 |
| EXXON MOBIL CORP | P | 2010-12-09 | 2011-03-23 |
| EXXON MOBIL CORP | P | 2010-12-09 | 2011-09-16 |
| EXXON MOBIL CORP | P | 2010-12-09 | 2011-10-19 |
| EXXON MOBIL CORP | P | 2010-12-09 | 2011-12-08 |
| EXXON MOBIL CORP | P | 2011-08-31 | 2011-09-16 |
| EXXON MOBIL CORP | P | 2011-08-31 | 2011-10-19 |
| EXXON MOBIL CORP | P | 2011-08-31 | 2011-12-08 |
| COSTCO WHOLESALE CORP | P | 2010-11-16 | 2011-06-27 |

Form 990PF Part IV - Capital Gains and Losses for Tax on Investment Income - Columns e - h

| (e) Gross sales price | (f) Depreciation allowed (or allowable) | (g) Cost or other basis plus expense of sale | (h) Gain or (loss) (e) plus (f) minus (g) |
|-----------------------|--|---|--|
| 28,625 | | 22,233 | 6,392 |
| 74,019 | | 57,805 | 16,214 |
| 3,841 | | 3,833 | 8 |
| 798 | | 796 | 2 |
| 2,455 | | 2,450 | 5 |
| 978 | | 976 | 2 |
| 1,779 | | 1,776 | 3 |
| 1,079 | | 1,077 | 2 |
| 2,850 | | 2,844 | 6 |
| 1,206 | | 1,204 | 2 |
| 1,236 | | 1,233 | 3 |
| 1,144 | | 1,141 | 3 |
| 1,888 | | 1,884 | 4 |
| 1,176 | | 1,173 | 3 |
| 2,103 | | 1,096 | 1,007 |
| 4,280 | | 2,231 | 2,049 |
| 1,051 | | 544 | 507 |
| 2,140 | | 1,107 | 1,033 |
| 3,854 | | 3,982 | -128 |
| 813 | | 841 | -28 |
| 1,891 | | 1,816 | 75 |
| 128,349 | | 128,349 | |
| 366 | | 340 | 26 |
| 659 | | 610 | 49 |
| 109 | | 101 | 8 |
| 129 | | 120 | 9 |
| 278 | | 258 | 20 |
| 569 | | 528 | 41 |
| 188 | | 174 | 14 |
| 218 | | 202 | 16 |

Form 990PF Part IV - Capital Gains and Losses for Tax on Investment Income - Columns e - h

| (e) Gross sales price | (f) Depreciation allowed (or allowable) | (g) Cost or other basis plus expense of sale | (h) Gain or (loss) (e) plus (f) minus (g) |
|-----------------------|--|---|--|
| 243 | | 225 | 18 |
| 135 | | 125 | 10 |
| 175 | | 162 | 13 |
| 227 | | 210 | 17 |
| 3,028 | | 2,947 | 81 |
| 835 | | 801 | 34 |
| 7,292 | | 7,098 | 194 |
| 2,012 | | 1,930 | 82 |
| 7,711 | | 7,506 | 205 |
| 2,127 | | 2,041 | 86 |
| 6,963 | | 6,778 | 185 |
| 1,921 | | 1,843 | 78 |
| 6,617 | | 6,442 | 175 |
| 1,826 | | 1,751 | 75 |
| 6,184 | | 6,019 | 165 |
| 1,706 | | 1,637 | 69 |
| 1,462 | | 1,443 | 19 |
| 3,520 | | 3,476 | 44 |
| 3,722 | | 3,676 | 46 |
| 3,361 | | 3,319 | 42 |
| 3,195 | | 3,155 | 40 |
| 2,985 | | 2,948 | 37 |
| 176,766 | | 164,531 | 12,235 |
| 58,922 | | 58,852 | 70 |
| 371 | | 395 | -24 |
| 291 | | 310 | -19 |
| 515 | | 487 | 28 |
| 518 | | 490 | 28 |
| 28,054 | | 26,546 | 1,508 |
| 477 | | 451 | 26 |

Form 990PF Part IV - Capital Gains and Losses for Tax on Investment Income - Columns e - h

| (e) Gross sales price | (f) Depreciation allowed (or allowable) | (g) Cost or other basis plus expense of sale | (h) Gain or (loss) (e) plus (f) minus (g) |
|-----------------------|--|---|--|
| 468 | | 443 | 25 |
| 471 | | 445 | 26 |
| 473 | | 448 | 25 |
| 483 | | 457 | 26 |
| 24,959 | | 23,617 | 1,342 |
| 428 | | 405 | 23 |
| 22,924 | | 21,692 | 1,232 |
| 382 | | 361 | 21 |
| 28 | | 27 | 1 |
| 36 | | 35 | 1 |
| 29 | | 28 | 1 |
| 28 | | 27 | 1 |
| 29 | | 28 | 1 |
| 30 | | 29 | 1 |
| 30 | | 29 | 1 |
| 30 | | 29 | 1 |
| 166 | | 161 | 5 |
| 31 | | 30 | 1 |
| 31 | | 30 | 1 |
| 31 | | 30 | 1 |
| 60 | | 56 | 4 |
| 72 | | 68 | 4 |
| 64 | | 60 | 4 |
| 60 | | 57 | 3 |
| 61 | | 57 | 4 |
| 60 | | 57 | 3 |
| 62 | | 59 | 3 |
| 376 | | 356 | 20 |
| 69 | | 65 | 4 |
| 67 | | 63 | 4 |

Form 990PF Part IV - Capital Gains and Losses for Tax on Investment Income - Columns e - h

| (e) Gross sales price | (f) Depreciation allowed (or allowable) | (g) Cost or other basis plus expense of sale | (h) Gain or (loss) (e) plus (f) minus (g) |
|-----------------------|--|---|--|
| 61 | | 58 | 3 |
| 928 | | 879 | 49 |
| 54 | | 52 | 2 |
| 59 | | 57 | 2 |
| 55 | | 53 | 2 |
| 55 | | 52 | 3 |
| 180 | | 172 | 8 |
| 52 | | 50 | 2 |
| 71 | | 68 | 3 |
| 54 | | 52 | 2 |
| 53 | | 51 | 2 |
| 52 | | 50 | 2 |
| 56 | | 54 | 2 |
| 61 | | 59 | 2 |
| 44 | | 43 | 1 |
| 44 | | 43 | 1 |
| 45 | | 43 | 2 |
| 45 | | 43 | 2 |
| 45 | | 44 | 1 |
| 45 | | 44 | 1 |
| 46 | | 44 | 2 |
| 46 | | 44 | 2 |
| 46 | | 45 | 1 |
| 46 | | 45 | 1 |
| 47 | | 45 | 2 |
| 47 | | 45 | 2 |
| 12,061 | | 12,624 | -563 |
| 4,878 | | 5,106 | -228 |
| 5,157 | | 5,398 | -241 |
| 5,090 | | 5,328 | -238 |

Form 990PF Part IV - Capital Gains and Losses for Tax on Investment Income - Columns e - h

| (e) Gross sales price | (f) Depreciation allowed (or allowable) | (g) Cost or other basis plus expense of sale | (h) Gain or (loss) (e) plus (f) minus (g) |
|-----------------------|--|---|--|
| 2,484 | | 2,600 | -116 |
| 2,282 | | 2,389 | -107 |
| 3,222 | | 3,372 | -150 |
| 1,991 | | 2,084 | -93 |
| 3,042 | | 3,184 | -142 |
| 3,531 | | 3,696 | -165 |
| 2,827 | | 2,959 | -132 |
| 4,264 | | 4,464 | -200 |
| 12,687 | | 12,909 | -222 |
| 2,579 | | 2,624 | -45 |
| 4,048 | | 4,119 | -71 |
| 3,399 | | 3,458 | -59 |
| 1,911 | | 1,944 | -33 |
| 640 | | 651 | -11 |
| 617 | | 628 | -11 |
| 1,756 | | 1,787 | -31 |
| 2,984 | | 3,037 | -53 |
| 626 | | 637 | -11 |
| 7,395 | | 7,525 | -130 |
| 1,725 | | 1,755 | -30 |
| 6,180 | | 6,425 | -245 |
| 3,388 | | 3,522 | -134 |
| 6,099 | | 6,341 | -242 |
| 3,217 | | 3,345 | -128 |
| 3,401 | | 3,536 | -135 |
| 3,465 | | 3,602 | -137 |
| 366 | | 380 | -14 |
| 3,238 | | 3,366 | -128 |
| 390 | | 405 | -15 |
| 6,377 | | 6,630 | -253 |

Form 990PF Part IV - Capital Gains and Losses for Tax on Investment Income - Columns e - h

| (e) Gross sales price | (f) Depreciation allowed (or allowable) | (g) Cost or other basis plus expense of sale | (h) Gain or (loss) (e) plus (f) minus (g) |
|-----------------------|--|---|--|
| 3,194 | | 3,321 | -127 |
| 3,252 | | 3,381 | -129 |
| 5,861 | | 6,339 | -478 |
| 990 | | 1,051 | -61 |
| 2,116 | | 1,993 | 123 |
| 890 | | 838 | 52 |
| 396 | | 373 | 23 |
| 968 | | 911 | 57 |
| 471 | | 444 | 27 |
| 2,779 | | 2,617 | 162 |
| 870 | | 819 | 51 |
| 173 | | 163 | 10 |
| 543 | | 512 | 31 |
| 2,282 | | 2,149 | 133 |
| 1,354 | | 1,275 | 79 |
| 2,633 | | 2,479 | 154 |
| 92 | | 87 | 5 |
| 93 | | 88 | 5 |
| 115 | | 110 | 5 |
| 95 | | 90 | 5 |
| 95 | | 90 | 5 |
| 96 | | 91 | 5 |
| 96 | | 91 | 5 |
| 98 | | 93 | 5 |
| 98 | | 93 | 5 |
| 98 | | 93 | 5 |
| 99 | | 94 | 5 |
| 100 | | 95 | 5 |
| 21 | | 20 | 1 |
| 21 | | 20 | 1 |

Form 990PF Part IV - Capital Gains and Losses for Tax on Investment Income - Columns e - h

| (e) Gross sales price | (f) Depreciation allowed (or allowable) | (g) Cost or other basis plus expense of sale | (h) Gain or (loss) (e) plus (f) minus (g) |
|-----------------------|--|---|--|
| 22 | | 21 | 1 |
| 21 | | 19 | 2 |
| 22 | | 20 | 2 |
| 22 | | 20 | 2 |
| 22 | | 20 | 2 |
| 22 | | 21 | 1 |
| 23 | | 21 | 2 |
| 196 | | 182 | 14 |
| 13 | | 12 | 1 |
| 13 | | 12 | 1 |
| 231 | | 212 | 19 |
| 232 | | 214 | 18 |
| 234 | | 215 | 19 |
| 235 | | 217 | 18 |
| 237 | | 218 | 19 |
| 238 | | 219 | 19 |
| 5,790 | | 5,334 | 456 |
| 178 | | 164 | 14 |
| 170 | | 156 | 14 |
| 180 | | 166 | 14 |
| 176 | | 162 | 14 |
| 183 | | 169 | 14 |
| 41 | | 41 | |
| 38 | | 38 | |
| 69 | | 68 | 1 |
| 50 | | 50 | |
| 57 | | 56 | 1 |
| 30 | | 30 | |
| 45 | | 44 | 1 |
| 39 | | 38 | 1 |

Form 990PF Part IV - Capital Gains and Losses for Tax on Investment Income - Columns e - h

| (e) Gross sales price | (f) Depreciation allowed (or allowable) | (g) Cost or other basis plus expense of sale | (h) Gain or (loss) (e) plus (f) minus (g) |
|-----------------------|--|---|--|
| 81 | | 80 | 1 |
| 58 | | 58 | |
| 63 | | 63 | |
| 49 | | 48 | 1 |
| 465 | | 423 | 42 |
| 13,439 | | 12,229 | 1,210 |
| 424 | | 385 | 39 |
| 5,093 | | 4,635 | 458 |
| 202 | | 184 | 18 |
| 2,567 | | 2,336 | 231 |
| 2,654 | | 2,416 | 238 |
| 3,221 | | 2,931 | 290 |
| 7,105 | | 6,465 | 640 |
| 7,793 | | 7,091 | 702 |
| 3,643 | | 3,316 | 327 |
| 4,930 | | 4,487 | 443 |
| 3,103 | | 3,138 | -35 |
| 2,236 | | 2,261 | -25 |
| 2,307 | | 2,333 | -26 |
| 2,406 | | 2,433 | -27 |
| 1,883 | | 1,904 | -21 |
| 1,338 | | 1,354 | -16 |
| 1,629 | | 1,647 | -18 |
| 1,571 | | 1,589 | -18 |
| 1,651 | | 1,669 | -18 |
| 1,697 | | 1,716 | -19 |
| 2,035 | | 2,058 | -23 |
| 1,860 | | 1,881 | -21 |
| 309,279 | | 257,551 | 51,728 |
| 99,104 | | 90,402 | 8,702 |

Form 990PF Part IV - Capital Gains and Losses for Tax on Investment Income - Columns e - h

| (e) Gross sales price | (f) Depreciation allowed (or allowable) | (g) Cost or other basis plus expense of sale | (h) Gain or (loss) (e) plus (f) minus (g) |
|-----------------------|--|---|--|
| 49,552 | | 47,860 | 1,692 |
| 55,755 | | 43,379 | 12,376 |
| 81,774 | | 67,642 | 14,132 |
| 29,736 | | 24,278 | 5,458 |
| 6,760 | | 7,179 | -419 |
| 6,405 | | 5,773 | 632 |
| 32,764 | | 29,388 | 3,376 |
| 5,750 | | 5,248 | 502 |
| 2,152 | | 1,885 | 267 |
| 11,009 | | 9,597 | 1,412 |
| 1,932 | | 1,714 | 218 |
| 205 | | 197 | 8 |
| 1,046 | | 1,003 | 43 |
| 184 | | 179 | 5 |
| 4,742 | | 4,264 | 478 |
| 3,119 | | 3,438 | -319 |
| 16,240 | | 17,315 | -1,075 |
| 3,040 | | 3,084 | -44 |
| 1,581 | | 1,444 | 137 |
| 1,040 | | 1,164 | -124 |
| 5,413 | | 5,863 | -450 |
| 1,013 | | 1,044 | -31 |
| 1,046 | | 957 | 89 |
| 688 | | 772 | -84 |
| 3,584 | | 3,887 | -303 |
| 671 | | 692 | -21 |
| 115 | | 114 | 1 |
| 601 | | 574 | 27 |
| 113 | | 102 | 11 |
| 10,340 | | 9,468 | 872 |

Form 990PF Part IV - Capital Gains and Losses for Tax on Investment Income - Columns e - h

| (e) Gross sales price | (f) Depreciation allowed (or allowable) | (g) Cost or other basis plus expense of sale | (h) Gain or (loss) (e) plus (f) minus (g) |
|-----------------------|--|---|--|
| 7,524 | | 7,486 | 38 |
| 38,369 | | 37,732 | 637 |
| 6,896 | | 6,715 | 181 |
| 369 | | 263 | 106 |
| 268 | | 208 | 60 |
| 1,368 | | 1,050 | 318 |
| 246 | | 187 | 59 |
| 1,483 | | 1,083 | 400 |
| 1,079 | | 856 | 223 |
| 5,504 | | 4,316 | 1,188 |
| 989 | | 768 | 221 |
| 491 | | 440 | 51 |
| 357 | | 348 | 9 |
| 1,822 | | 1,753 | 69 |
| 327 | | 312 | 15 |
| 220 | | 210 | 10 |
| 1,121 | | 1,056 | 65 |
| 202 | | 188 | 14 |
| 6,603 | | 7,023 | -420 |
| 7,396 | | 5,521 | 1,875 |
| 69,420 | | 52,531 | 16,889 |
| 34,791 | | 24,927 | 9,864 |
| 4,896 | | 4,350 | 546 |
| 177 | | 165 | 12 |
| 1,663 | | 1,566 | 97 |
| 833 | | 743 | 90 |
| 117 | | 130 | -13 |
| 9,973 | | 6,743 | 3,230 |
| 7,516 | | 5,368 | 2,148 |
| 38,774 | | 27,006 | 11,768 |

Form 990PF Part IV - Capital Gains and Losses for Tax on Investment Income - Columns e - h

| (e) Gross sales price | (f) Depreciation allowed (or allowable) | (g) Cost or other basis plus expense of sale | (h) Gain or (loss) (e) plus (f) minus (g) |
|-----------------------|--|---|--|
| 6,683 | | 4,815 | 1,868 |
| 402 | | 384 | 18 |
| 303 | | 305 | -2 |
| 1,561 | | 1,537 | 24 |
| 269 | | 274 | -5 |
| 187 | | 186 | 1 |
| 965 | | 937 | 28 |
| 166 | | 167 | -1 |
| 155,709 | | 144,015 | 11,694 |
| 73,742 | | 68,218 | 5,524 |
| 224,415 | | 210,868 | 13,547 |
| 6,267 | | 6,347 | -80 |
| 2,968 | | 3,006 | -38 |
| 9,033 | | 9,293 | -260 |
| 9,783 | | 5,618 | 4,165 |
| 8,760 | | 4,500 | 4,260 |
| 41,233 | | 22,645 | 18,588 |
| 7,592 | | 4,019 | 3,573 |
| 394 | | 368 | 26 |
| 353 | | 294 | 59 |
| 1,662 | | 1,482 | 180 |
| 306 | | 263 | 43 |
| 217 | | 216 | 1 |
| 1,022 | | 1,088 | -66 |
| 188 | | 193 | -5 |
| 8,228 | | 2,805 | 5,423 |
| 6,642 | | 2,245 | 4,397 |
| 31,840 | | 11,277 | 20,563 |
| 5,551 | | 1,999 | 3,552 |
| 332 | | 330 | 2 |

Form 990PF Part IV - Capital Gains and Losses for Tax on Investment Income - Columns e - h

| (e) Gross sales price | (f) Depreciation allowed (or allowable) | (g) Cost or other basis plus expense of sale | (h) Gain or (loss) (e) plus (f) minus (g) |
|-----------------------|--|---|--|
| 268 | | 264 | 4 |
| 1,283 | | 1,327 | -44 |
| 224 | | 235 | -11 |
| 165 | | 174 | -9 |
| 793 | | 873 | -80 |
| 138 | | 155 | -17 |
| 9,342 | | 4,455 | 4,887 |
| 145,148 | | 66,220 | 78,928 |
| 65,998 | | 32,306 | 33,692 |
| 72,627 | | 35,724 | 36,903 |
| 3,531 | | 1,967 | 1,564 |
| 16,707 | | 9,935 | 6,772 |
| 2,633 | | 1,768 | 865 |
| 1,058 | | 681 | 377 |
| 16,431 | | 10,123 | 6,308 |
| 7,471 | | 4,939 | 2,532 |
| 8,222 | | 5,461 | 2,761 |
| 400 | | 301 | 99 |
| 1,891 | | 1,519 | 372 |
| 298 | | 270 | 28 |
| 1,002 | | 647 | 355 |
| 15,563 | | 9,609 | 5,954 |
| 7,076 | | 4,688 | 2,388 |
| 7,787 | | 5,184 | 2,603 |
| 379 | | 285 | 94 |
| 1,791 | | 1,442 | 349 |
| 282 | | 257 | 25 |
| 3,396 | | 1,744 | 1,652 |
| 52,768 | | 25,921 | 26,847 |
| 23,994 | | 12,646 | 11,348 |

Form 990PF Part IV - Capital Gains and Losses for Tax on Investment Income - Columns e - h

| (e) Gross sales price | (f) Depreciation allowed (or allowable) | (g) Cost or other basis plus expense of sale | (h) Gain or (loss) (e) plus (f) minus (g) |
|-----------------------|--|---|--|
| 26,404 | | 13,984 | 12,420 |
| 1,284 | | 770 | 514 |
| 6,074 | | 3,889 | 2,185 |
| 957 | | 692 | 265 |
| 596 | | 404 | 192 |
| 9,261 | | 6,006 | 3,255 |
| 4,211 | | 2,930 | 1,281 |
| 4,634 | | 3,240 | 1,394 |
| 225 | | 178 | 47 |
| 1,066 | | 901 | 165 |
| 168 | | 160 | 8 |
| 139 | | 141 | -2 |
| 656 | | 713 | -57 |
| 103 | | 127 | -24 |
| 150,878 | | 56,776 | 94,102 |
| 11,630 | | 3,855 | 7,775 |
| 7,527 | | 3,039 | 4,488 |
| 36,898 | | 15,358 | 21,540 |
| 7,317 | | 2,741 | 4,576 |
| 131,152 | | 52,648 | 78,504 |
| 6,074 | | 5,193 | 881 |
| 468 | | 353 | 115 |
| 303 | | 278 | 25 |
| 1,485 | | 1,405 | 80 |
| 295 | | 251 | 44 |
| 5,280 | | 4,816 | 464 |
| 186 | | 196 | -10 |
| 914 | | 990 | -76 |
| 181 | | 177 | 4 |
| 3,248 | | 3,393 | -145 |

Form 990PF Part IV - Capital Gains and Losses for Tax on Investment Income - Columns e - h

| (e) Gross sales price | (f) Depreciation allowed (or allowable) | (g) Cost or other basis plus expense of sale | (h) Gain or (loss) (e) plus (f) minus (g) |
|-----------------------|--|---|--|
| 6,264 | | 4,875 | 1,389 |
| 4,056 | | 3,656 | 400 |
| 20,785 | | 18,506 | 2,279 |
| 3,666 | | 3,288 | 378 |
| 253 | | 270 | -17 |
| 164 | | 203 | -39 |
| 838 | | 1,027 | -189 |
| 148 | | 182 | -34 |
| 101 | | 99 | 2 |
| 515 | | 503 | 12 |
| 91 | | 89 | 2 |
| 8,966 | | 9,127 | -161 |
| 6,786 | | 7,222 | -436 |
| 35,372 | | 36,363 | -991 |
| 6,059 | | 6,468 | -409 |
| 3,214 | | 2,036 | 1,178 |
| 2,433 | | 1,611 | 822 |
| 12,680 | | 8,112 | 4,568 |
| 2,172 | | 1,443 | 729 |
| 490 | | 419 | 71 |
| 371 | | 332 | 39 |
| 1,935 | | 1,670 | 265 |
| 331 | | 297 | 34 |
| 228 | | 216 | 12 |
| 1,190 | | 1,086 | 104 |
| 204 | | 193 | 11 |
| 10,278 | | 1,384 | 8,894 |
| 76,948 | | 11,661 | 65,287 |
| 77,458 | | 11,840 | 65,618 |
| 151,742 | | 23,782 | 127,960 |

Form 990PF Part IV - Capital Gains and Losses for Tax on Investment Income - Columns e - h

| (e) Gross sales price | (f) Depreciation allowed (or allowable) | (g) Cost or other basis plus expense of sale | (h) Gain or (loss) (e) plus (f) minus (g) |
|-----------------------|--|---|--|
| 2,864 | | 529 | 2,335 |
| 13,037 | | 2,665 | 10,372 |
| 2,610 | | 473 | 2,137 |
| 414 | | 319 | 95 |
| 3,098 | | 2,685 | 413 |
| 3,119 | | 2,726 | 393 |
| 6,110 | | 5,475 | 635 |
| 115 | | 122 | -7 |
| 525 | | 614 | -89 |
| 105 | | 109 | -4 |
| 71 | | 75 | -4 |
| 323 | | 375 | -52 |
| 65 | | 67 | -2 |
| 11,978 | | 293 | 11,685 |
| 118,202 | | 2,592 | 115,610 |
| 104,495 | | 2,289 | 102,206 |
| 8,611 | | 178 | 8,433 |
| 43,445 | | 894 | 42,551 |
| 7,883 | | 159 | 7,724 |
| 482 | | 439 | 43 |
| 4,758 | | 3,887 | 871 |
| 347 | | 267 | 80 |
| 1,749 | | 1,342 | 407 |
| 317 | | 238 | 79 |
| 214 | | 200 | 14 |
| 1,079 | | 1,003 | 76 |
| 196 | | 178 | 18 |
| 8,551 | | 9,870 | -1,319 |
| 6,561 | | 7,861 | -1,300 |
| 34,104 | | 39,577 | -5,473 |

Form 990PF Part IV - Capital Gains and Losses for Tax on Investment Income - Columns e - h

| (e) Gross sales price | (f) Depreciation allowed (or allowable) | (g) Cost or other basis plus expense of sale | (h) Gain or (loss) (e) plus (f) minus (g) |
|-----------------------|--|---|--|
| 6,554 | | 7,037 | -483 |
| 549 | | 754 | -205 |
| 421 | | 600 | -179 |
| 2,189 | | 3,022 | -833 |
| 421 | | 537 | -116 |
| 301 | | 414 | -113 |
| 231 | | 330 | -99 |
| 1,201 | | 1,661 | -460 |
| 231 | | 295 | -64 |
| 378 | | 424 | -46 |
| 290 | | 338 | -48 |
| 1,509 | | 1,702 | -193 |
| 290 | | 303 | -13 |
| 1,846 | | 1,695 | 151 |
| 9,596 | | 8,535 | 1,061 |
| 1,844 | | 1,518 | 326 |
| 223 | | 209 | 14 |
| 1,157 | | 1,050 | 107 |
| 222 | | 187 | 35 |
| 2,230 | | 2,267 | -37 |
| 11,591 | | 11,468 | 123 |
| 2,205 | | 2,046 | 159 |
| 2,868 | | 2,948 | -80 |
| 14,908 | | 14,914 | -6 |
| 2,836 | | 2,661 | 175 |
| 11,355 | | 7,123 | 4,232 |
| 7,222 | | 5,579 | 1,643 |
| 37,497 | | 28,163 | 9,334 |
| 7,108 | | 5,008 | 2,100 |
| 458 | | 439 | 19 |

Form 990PF Part IV - Capital Gains and Losses for Tax on Investment Income - Columns e - h

| (e) Gross sales price | (f) Depreciation allowed (or allowable) | (g) Cost or other basis plus expense of sale | (h) Gain or (loss) (e) plus (f) minus (g) |
|-----------------------|--|---|--|
| 291 | | 344 | -53 |
| 1,511 | | 1,737 | -226 |
| 286 | | 309 | -23 |
| 179 | | 181 | -2 |
| 930 | | 916 | 14 |
| 176 | | 163 | 13 |
| 6,299 | | 2,757 | 3,542 |
| 4,088 | | 2,228 | 1,860 |
| 20,158 | | 11,326 | 8,832 |
| 4,093 | | 1,996 | 2,097 |
| 254 | | 204 | 50 |
| 165 | | 165 | |
| 812 | | 839 | -27 |
| 165 | | 148 | 17 |
| 102 | | 105 | -3 |
| 502 | | 532 | -30 |
| 102 | | 94 | 8 |
| 4,926 | | 6,681 | -1,755 |
| 4,223 | | 5,383 | -1,160 |
| 21,126 | | 27,134 | -6,008 |
| 3,757 | | 4,830 | -1,073 |
| 606 | | 660 | -54 |
| 519 | | 531 | -12 |
| 2,598 | | 2,679 | -81 |
| 462 | | 477 | -15 |
| 1,106 | | 1,219 | -113 |
| 949 | | 982 | -33 |
| 4,745 | | 4,949 | -204 |
| 844 | | 881 | -37 |
| 292 | | 325 | -33 |

Form 990PF Part IV - Capital Gains and Losses for Tax on Investment Income - Columns e - h

| (e) Gross sales price | (f) Depreciation allowed (or allowable) | (g) Cost or other basis plus expense of sale | (h) Gain or (loss) (e) plus (f) minus (g) |
|-----------------------|--|---|--|
| 250 | | 262 | -12 |
| 1,251 | | 1,319 | -68 |
| 222 | | 235 | -13 |
| 279 | | 273 | 6 |
| 240 | | 220 | 20 |
| 1,199 | | 1,110 | 89 |
| 213 | | 198 | 15 |
| 147 | | 147 | |
| 737 | | 740 | -3 |
| 131 | | 132 | -1 |
| 9,473 | | 7,067 | 2,406 |
| 6,552 | | 5,552 | 1,000 |
| 32,281 | | 27,912 | 4,369 |
| 6,361 | | 4,952 | 1,409 |
| 382 | | 374 | 8 |
| 264 | | 294 | -30 |
| 1,300 | | 1,478 | -178 |
| 256 | | 262 | -6 |
| 2,220 | | 2,212 | 8 |
| 1,535 | | 1,738 | -203 |
| 7,565 | | 8,736 | -1,171 |
| 1,491 | | 1,550 | -59 |
| 199 | | 206 | -7 |
| 981 | | 1,034 | -53 |
| 193 | | 183 | 10 |
| 3,415 | | | 3,415 |
| 1,951 | | | 1,951 |
| 18,772 | | | 18,772 |
| 9,906 | | 7,565 | 2,341 |
| 7,712 | | 6,180 | 1,532 |

Form 990PF Part IV - Capital Gains and Losses for Tax on Investment Income - Columns e - h

| (e) Gross sales price | (f) Depreciation allowed (or allowable) | (g) Cost or other basis plus expense of sale | (h) Gain or (loss) (e) plus (f) minus (g) |
|-----------------------|--|---|--|
| 41,482 | | 30,902 | 10,580 |
| 7,861 | | 5,529 | 2,332 |
| 403 | | 412 | -9 |
| 313 | | 336 | -23 |
| 1,685 | | 1,682 | 3 |
| 320 | | 301 | 19 |
| 2,104 | | 1,874 | 230 |
| 11,315 | | 9,367 | 1,948 |
| 2,145 | | 1,676 | 469 |
| 240 | | 238 | 2 |
| 1,292 | | 1,190 | 102 |
| 245 | | 213 | 32 |
| 5,787 | | 6,118 | -331 |
| 3,182 | | 4,875 | -1,693 |
| 15,490 | | 24,846 | -9,356 |
| 2,644 | | 4,403 | -1,759 |
| 231 | | 242 | -11 |
| 127 | | 192 | -65 |
| 619 | | 981 | -362 |
| 106 | | 174 | -68 |
| 79 | | 84 | -5 |
| 383 | | 428 | -45 |
| 65 | | 76 | -11 |
| 14,251 | | 3,588 | 10,663 |
| 100,575 | | 22,833 | 77,742 |
| 55,118 | | 12,493 | 42,625 |
| 11,662 | | 2,422 | 9,240 |
| 59,560 | | 12,140 | 47,420 |
| 11,799 | | 2,167 | 9,632 |
| 572 | | 528 | 44 |

Form 990PF Part IV - Capital Gains and Losses for Tax on Investment Income - Columns e - h

| (e) Gross sales price | (f) Depreciation allowed (or allowable) | (g) Cost or other basis plus expense of sale | (h) Gain or (loss) (e) plus (f) minus (g) |
|-----------------------|--|---|--|
| 4,040 | | 3,362 | 678 |
| 2,214 | | 1,839 | 375 |
| 468 | | 357 | 111 |
| 2,392 | | 1,788 | 604 |
| 474 | | 319 | 155 |
| 287 | | 271 | 16 |
| 1,467 | | 1,357 | 110 |
| 291 | | 242 | 49 |
| 11,108 | | 4,440 | 6,668 |
| 142,261 | | 51,999 | 90,262 |
| 7,884 | | 2,919 | 4,965 |
| 41,090 | | 14,596 | 26,494 |
| 7,949 | | 2,615 | 5,334 |
| 447 | | 401 | 46 |
| 5,725 | | 4,696 | 1,029 |
| 317 | | 264 | 53 |
| 1,654 | | 1,318 | 336 |
| 320 | | 236 | 84 |
| 7,307 | | 2,953 | 4,354 |
| 6,425 | | 2,363 | 4,062 |
| 31,649 | | 11,871 | 19,778 |
| 5,664 | | 2,103 | 3,561 |
| 1,245 | | 1,330 | -85 |
| 1,095 | | 1,064 | 31 |
| 5,393 | | 5,346 | 47 |
| 965 | | 947 | 18 |
| 345 | | 370 | -25 |
| 303 | | 296 | 7 |
| 1,493 | | 1,486 | 7 |
| 267 | | 263 | 4 |

Form 990PF Part IV - Capital Gains and Losses for Tax on Investment Income - Columns e - h

| (e) Gross sales price | (f) Depreciation allowed (or allowable) | (g) Cost or other basis plus expense of sale | (h) Gain or (loss) (e) plus (f) minus (g) |
|-----------------------|--|---|--|
| 209 | | 222 | -13 |
| 184 | | 178 | 6 |
| 907 | | 893 | 14 |
| 162 | | 158 | 4 |
| 191 | | 194 | -3 |
| 939 | | 977 | -38 |
| 168 | | 173 | -5 |
| 11,512 | | 9,495 | 2,017 |
| 143,654 | | 107,778 | 35,876 |
| 8,520 | | 6,263 | 2,257 |
| 40,614 | | 31,667 | 8,947 |
| 7,184 | | 5,657 | 1,527 |
| 463 | | 453 | 10 |
| 5,774 | | 5,137 | 637 |
| 342 | | 298 | 44 |
| 1,632 | | 1,509 | 123 |
| 289 | | 270 | 19 |
| 334,691 | | 383,355 | -48,664 |
| 155,682 | | 175,922 | -20,240 |
| 13,448 | | 11,922 | 1,526 |
| 6,255 | | 5,471 | 784 |
| 6,063 | | 5,729 | 334 |
| 4,282 | | 4,520 | -238 |
| 20,894 | | 22,871 | -1,977 |
| 3,857 | | 4,090 | -233 |
| 3,381 | | 3,155 | 226 |
| 2,388 | | 2,489 | -101 |
| 11,652 | | 12,593 | -941 |
| 2,151 | | 2,252 | -101 |
| 158 | | 161 | -3 |

Form 990PF Part IV - Capital Gains and Losses for Tax on Investment Income - Columns e - h

| (e) Gross sales price | (f) Depreciation allowed (or allowable) | (g) Cost or other basis plus expense of sale | (h) Gain or (loss) (e) plus (f) minus (g) |
|-----------------------|--|---|--|
| 771 | | 817 | -46 |
| 142 | | 146 | -4 |
| 7,483 | | 8,172 | -689 |
| 91,017 | | 97,651 | -6,634 |
| 5,040 | | 5,340 | -300 |
| 26,302 | | 26,978 | -676 |
| 4,515 | | 4,783 | -268 |
| 1,763 | | 1,984 | -221 |
| 21,445 | | 23,704 | -2,259 |
| 1,188 | | 1,296 | -108 |
| 6,197 | | 6,549 | -352 |
| 1,064 | | 1,161 | -97 |
| 2,327 | | 1,832 | 495 |
| 28,310 | | 21,896 | 6,414 |
| 1,568 | | 1,197 | 371 |
| 8,181 | | 6,049 | 2,132 |
| 1,404 | | 1,072 | 332 |
| 465 | | 402 | 63 |
| 5,662 | | 4,798 | 864 |
| 313 | | 262 | 51 |
| 1,636 | | 1,326 | 310 |
| 281 | | 235 | 46 |
| 3,926 | | 3,970 | -44 |
| 1,074 | | 1,147 | -73 |
| 12,245 | | 11,985 | 260 |
| 10,422 | | 9,505 | 917 |
| 52,791 | | 47,917 | 4,874 |
| 8,853 | | 8,531 | 322 |
| 493 | | 504 | -11 |
| 419 | | 399 | 20 |

Form 990PF Part IV - Capital Gains and Losses for Tax on Investment Income - Columns e - h

| (e) Gross sales price | (f) Depreciation allowed (or allowable) | (g) Cost or other basis plus expense of sale | (h) Gain or (loss) (e) plus (f) minus (g) |
|-----------------------|--|---|--|
| 2,123 | | 2,014 | 109 |
| 356 | | 359 | -3 |
| 258 | | 253 | 5 |
| 1,306 | | 1,274 | 32 |
| 219 | | 227 | -8 |
| 5,052 | | 3,742 | 1,310 |
| 3,487 | | 2,949 | 538 |
| 16,730 | | 14,871 | 1,859 |
| 3,050 | | 2,659 | 391 |
| 203 | | 188 | 15 |
| 140 | | 148 | -8 |
| 671 | | 747 | -76 |
| 122 | | 134 | -12 |
| 450 | | 454 | -4 |
| 311 | | 358 | -47 |
| 1,490 | | 1,805 | -315 |
| 272 | | 323 | -51 |
| 1,002 | | 1,024 | -22 |
| 692 | | 807 | -115 |
| 3,320 | | 4,071 | -751 |
| 605 | | 728 | -123 |
| 803 | | 824 | -21 |
| 554 | | 649 | -95 |
| 2,660 | | 3,274 | -614 |
| 485 | | 585 | -100 |
| 123 | | 126 | -3 |
| 590 | | 635 | -45 |
| 107 | | 113 | -6 |
| 21,162 | | 9,035 | 12,127 |
| 161,766 | | 59,985 | 101,781 |

Form 990PF Part IV - Capital Gains and Losses for Tax on Investment Income - Columns e - h

| (e) Gross sales price | (f) Depreciation allowed (or allowable) | (g) Cost or other basis plus expense of sale | (h) Gain or (loss) (e) plus (f) minus (g) |
|-----------------------|--|---|--|
| 170,694 | | 65,761 | 104,933 |
| 13,259 | | 5,643 | 7,616 |
| 67,432 | | 28,416 | 39,016 |
| 11,701 | | 5,056 | 6,645 |
| 851 | | 829 | 22 |
| 6,509 | | 5,504 | 1,005 |
| 6,868 | | 6,034 | 834 |
| 534 | | 518 | 16 |
| 2,713 | | 2,607 | 106 |
| 471 | | 464 | 7 |
| 328 | | 360 | -32 |
| 1,667 | | 1,816 | -149 |
| 289 | | 323 | -34 |
| 10,023 | | 9,270 | 753 |
| 183,107 | | 152,184 | 30,923 |
| 6,246 | | 5,613 | 633 |
| 32,321 | | 28,251 | 4,070 |
| 5,490 | | 5,047 | 443 |
| 403 | | 414 | -11 |
| 7,365 | | 6,801 | 564 |
| 251 | | 251 | |
| 1,300 | | 1,262 | 38 |
| 221 | | 226 | -5 |
| 154 | | 162 | -8 |
| 797 | | 814 | -17 |
| 135 | | 145 | -10 |
| 7,594 | | 4,556 | 3,038 |
| 5,082 | | 3,615 | 1,467 |
| 26,058 | | 18,179 | 7,879 |
| 5,052 | | 3,229 | 1,823 |

Form 990PF Part IV - Capital Gains and Losses for Tax on Investment Income - Columns e - h

| (e) Gross sales price | (f) Depreciation allowed (or allowable) | (g) Cost or other basis plus expense of sale | (h) Gain or (loss) (e) plus (f) minus (g) |
|-----------------------|--|---|--|
| 305 | | 257 | 48 |
| 204 | | 204 | |
| 1,046 | | 1,027 | 19 |
| 203 | | 182 | 21 |
| 1,505 | | 1,928 | -423 |
| 7,718 | | 9,694 | -1,976 |
| 1,496 | | 1,722 | -226 |
| 1,694 | | 1,791 | -97 |
| 8,685 | | 9,008 | -323 |
| 1,684 | | 1,600 | 84 |
| 202 | | 208 | -6 |
| 1,033 | | 1,044 | -11 |
| 200 | | 185 | 15 |
| 8,673 | | 8,872 | -199 |
| 6,682 | | 7,028 | -346 |
| 33,779 | | 35,402 | -1,623 |
| 6,187 | | 6,288 | -101 |
| 1,422 | | 1,340 | 82 |
| 1,096 | | 1,062 | 34 |
| 5,538 | | 5,349 | 189 |
| 1,014 | | 950 | 64 |
| 406 | | 406 | |
| 313 | | 322 | -9 |
| 1,581 | | 1,621 | -40 |
| 290 | | 288 | 2 |
| 193 | | 200 | -7 |
| 973 | | 1,006 | -33 |
| 178 | | 179 | -1 |
| 9,138 | | 9,474 | -336 |
| 7,564 | | 7,534 | 30 |

Form 990PF Part IV - Capital Gains and Losses for Tax on Investment Income - Columns e - h

| (e) Gross sales price | (f) Depreciation allowed (or allowable) | (g) Cost or other basis plus expense of sale | (h) Gain or (loss) (e) plus (f) minus (g) |
|-----------------------|--|---|--|
| 38,655 | | 37,787 | 868 |
| 6,913 | | 6,762 | 151 |
| 367 | | 381 | -14 |
| 304 | | 303 | 1 |
| 1,554 | | 1,521 | 33 |
| 278 | | 272 | 6 |
| 187 | | 188 | -1 |
| 957 | | 944 | 13 |
| 171 | | 169 | 2 |
| 9,801 | | 6,968 | 2,833 |
| 6,857 | | 5,533 | 1,324 |
| 34,634 | | 27,875 | 6,759 |
| 6,188 | | 4,966 | 1,222 |
| 986 | | 786 | 200 |
| 690 | | 624 | 66 |
| 3,486 | | 3,145 | 341 |
| 623 | | 560 | 63 |
| 683 | | 549 | 134 |
| 478 | | 436 | 42 |
| 2,415 | | 2,196 | 219 |
| 431 | | 391 | 40 |
| 462 | | 467 | -5 |
| 323 | | 371 | -48 |
| 1,631 | | 1,868 | -237 |
| 291 | | 333 | -42 |
| 199 | | 210 | -11 |
| 1,003 | | 1,057 | -54 |
| 179 | | 188 | -9 |
| 7,809 | | 1,449 | 6,360 |
| 156,046 | | 26,167 | 129,879 |

Form 990PF Part IV - Capital Gains and Losses for Tax on Investment Income - Columns e - h

| (e) Gross sales price | (f) Depreciation allowed (or allowable) | (g) Cost or other basis plus expense of sale | (h) Gain or (loss) (e) plus (f) minus (g) |
|-----------------------|--|---|--|
| 431,796 | | 72,685 | 359,111 |
| 314 | | 290 | 24 |
| 6,276 | | 5,239 | 1,037 |
| 17,367 | | 14,552 | 2,815 |
| 6,670 | | 4,308 | 2,362 |
| 110,506 | | 64,152 | 46,354 |
| 4,118 | | 2,588 | 1,530 |
| 20,903 | | 13,050 | 7,853 |
| 3,747 | | 2,318 | 1,429 |
| 2,692 | | 1,971 | 721 |
| 44,596 | | 29,358 | 15,238 |
| 1,662 | | 1,184 | 478 |
| 8,436 | | 5,972 | 2,464 |
| 1,512 | | 1,061 | 451 |
| 377 | | 335 | 42 |
| 6,241 | | 4,988 | 1,253 |
| 233 | | 201 | 32 |
| 1,181 | | 1,015 | 166 |
| 212 | | 180 | 32 |
| 143 | | 137 | 6 |
| 725 | | 692 | 33 |
| 130 | | 123 | 7 |
| 2,180 | | 2,306 | -126 |
| 11,053 | | 11,579 | -526 |
| 2,025 | | 2,068 | -43 |
| 442 | | 462 | -20 |
| 2,238 | | 2,322 | -84 |
| 410 | | 415 | -5 |
| 1,748 | | 1,852 | -104 |
| 8,861 | | 9,299 | -438 |

Form 990PF Part IV - Capital Gains and Losses for Tax on Investment Income - Columns e - h

| (e) Gross sales price | (f) Depreciation allowed (or allowable) | (g) Cost or other basis plus expense of sale | (h) Gain or (loss) (e) plus (f) minus (g) |
|-----------------------|--|---|--|
| 1,623 | | 1,661 | -38 |
| 2,672 | | 2,845 | -173 |
| 13,544 | | 14,287 | -743 |
| 2,481 | | 2,551 | -70 |
| 167 | | 188 | -21 |
| 848 | | 942 | -94 |
| 155 | | 168 | -13 |
| 3,481 | | 3,883 | -402 |
| 17,380 | | 19,560 | -2,180 |
| 3,060 | | 3,479 | -419 |
| 1,565 | | 1,733 | -168 |
| 7,817 | | 8,732 | -915 |
| 1,376 | | 1,553 | -177 |
| 120 | | 120 | |
| 599 | | 602 | -3 |
| 105 | | 107 | -2 |
| 1,522 | | 1,590 | -68 |
| 7,795 | | 8,000 | -205 |
| 1,273 | | 1,428 | -155 |
| 2,352 | | 2,497 | -145 |
| 12,047 | | 12,560 | -513 |
| 1,967 | | 2,241 | -274 |
| 1,107 | | 1,209 | -102 |
| 5,669 | | 6,082 | -413 |
| 926 | | 1,085 | -159 |
| 461 | | 509 | -48 |
| 2,362 | | 2,559 | -197 |
| 386 | | 457 | -71 |
| 534 | | 599 | -65 |
| 2,735 | | 3,014 | -279 |

Form 990PF Part IV - Capital Gains and Losses for Tax on Investment Income - Columns e - h

| (e) Gross sales price | (f) Depreciation allowed (or allowable) | (g) Cost or other basis plus expense of sale | (h) Gain or (loss) (e) plus (f) minus (g) |
|-----------------------|--|---|--|
| 447 | | 538 | -91 |
| 370 | | 408 | -38 |
| 1,897 | | 2,053 | -156 |
| 310 | | 366 | -56 |
| 151 | | 146 | 5 |
| 772 | | 736 | 36 |
| 126 | | 131 | -5 |
| 9,514 | | 6,661 | 2,853 |
| 7,462 | | 5,296 | 2,166 |
| 35,995 | | 26,684 | 9,311 |
| 7,087 | | 4,747 | 2,340 |
| 383 | | 396 | -13 |
| 300 | | 315 | -15 |
| 1,448 | | 1,585 | -137 |
| 285 | | 282 | 3 |
| 184 | | 188 | -4 |
| 890 | | 949 | -59 |
| 175 | | 169 | 6 |
| 8,601 | | 5,687 | 2,914 |
| 159,153 | | 91,685 | 67,468 |
| 6,642 | | 3,378 | 3,264 |
| 31,947 | | 17,041 | 14,906 |
| 5,381 | | 3,040 | 2,341 |
| 158 | | 150 | 8 |
| 759 | | 755 | 4 |
| 128 | | 135 | -7 |
| 7,435 | | 5,314 | 2,121 |
| 4,890 | | 4,202 | 688 |
| 26,923 | | 21,168 | 5,755 |
| 4,789 | | 3,775 | 1,014 |

Form 990PF Part IV - Capital Gains and Losses for Tax on Investment Income - Columns e - h

| (e) Gross sales price | (f) Depreciation allowed (or allowable) | (g) Cost or other basis plus expense of sale | (h) Gain or (loss) (e) plus (f) minus (g) |
|-----------------------|--|---|--|
| 299 | | 275 | 24 |
| 197 | | 217 | -20 |
| 1,083 | | 1,095 | -12 |
| 193 | | 195 | -2 |
| 121 | | 115 | 6 |
| 666 | | 578 | 88 |
| 118 | | 103 | 15 |
| 12,439 | | 7,432 | 5,007 |
| 154,064 | | 84,514 | 69,550 |
| 7,852 | | 4,822 | 3,030 |
| 39,397 | | 24,215 | 15,182 |
| 7,693 | | 4,292 | 3,401 |
| 500 | | 476 | 24 |
| 6,188 | | 5,409 | 779 |
| 315 | | 309 | 6 |
| 1,582 | | 1,550 | 32 |
| 309 | | 275 | 34 |
| 194 | | 195 | -1 |
| 973 | | 981 | -8 |
| 190 | | 174 | 16 |
| 1,623 | | 1,621 | 2 |
| 8,472 | | 8,162 | 310 |
| 1,569 | | 1,456 | 113 |
| 1,982 | | 2,022 | -40 |
| 10,349 | | 10,185 | 164 |
| 1,917 | | 1,817 | 100 |
| 3,568 | | 3,672 | -104 |
| 18,628 | | 18,492 | 136 |
| 3,451 | | 3,299 | 152 |
| 171 | | 166 | 5 |

Form 990PF Part IV - Capital Gains and Losses for Tax on Investment Income - Columns e - h

| (e) Gross sales price | (f) Depreciation allowed (or allowable) | (g) Cost or other basis plus expense of sale | (h) Gain or (loss) (e) plus (f) minus (g) |
|-----------------------|--|---|--|
| 891 | | 834 | 57 |
| 165 | | 149 | 16 |
| 5,275 | | 7,367 | -2,092 |
| 3,204 | | 5,747 | -2,543 |
| 16,176 | | 29,104 | -12,928 |
| 2,661 | | 5,182 | -2,521 |
| 212 | | 216 | -4 |
| 129 | | 168 | -39 |
| 651 | | 852 | -201 |
| 107 | | 152 | -45 |
| 79 | | 74 | 5 |
| 400 | | 373 | 27 |
| 66 | | 66 | |
| 6,768 | | 4,311 | 2,457 |
| 4,305 | | 3,382 | 923 |
| 22,119 | | 17,003 | 5,116 |
| 4,041 | | 3,026 | 1,015 |
| 2,596 | | 2,176 | 420 |
| 1,651 | | 1,707 | -56 |
| 8,483 | | 8,582 | -99 |
| 1,550 | | 1,527 | 23 |
| 861 | | 752 | 109 |
| 548 | | 590 | -42 |
| 2,813 | | 2,965 | -152 |
| 514 | | 528 | -14 |
| 737 | | 639 | 98 |
| 468 | | 502 | -34 |
| 2,407 | | 2,521 | -114 |
| 440 | | 449 | -9 |
| 441 | | 383 | 58 |

Form 990PF Part IV - Capital Gains and Losses for Tax on Investment Income - Columns e - h

| (e) Gross sales price | (f) Depreciation allowed (or allowable) | (g) Cost or other basis plus expense of sale | (h) Gain or (loss) (e) plus (f) minus (g) |
|-----------------------|--|---|--|
| 280 | | 301 | -21 |
| 1,441 | | 1,512 | -71 |
| 263 | | 269 | -6 |
| 172 | | 178 | -6 |
| 886 | | 896 | -10 |
| 162 | | 159 | 3 |
| 7,540 | | 7,521 | 19 |
| 279,864 | | 274,959 | 4,905 |
| 237,609 | | 233,842 | 3,767 |
| 303 | | 320 | -17 |
| 11,251 | | 11,692 | -441 |
| 9,553 | | 9,944 | -391 |
| 7,593 | | 5,466 | 2,127 |
| 5,392 | | 4,294 | 1,098 |
| 28,820 | | 21,690 | 7,130 |
| 5,207 | | 3,854 | 1,353 |
| 306 | | 255 | 51 |
| 217 | | 200 | 17 |
| 1,160 | | 1,012 | 148 |
| 210 | | 180 | 30 |
| 82 | | 72 | 10 |
| 58 | | 56 | 2 |
| 312 | | 285 | 27 |
| 56 | | 51 | 5 |
| 134 | | 133 | 1 |
| 718 | | 673 | 45 |
| 130 | | 120 | 10 |
| 4,206 | | 3,433 | 773 |

Form 990PF Part IV - Capital Gains and Losses for Tax on Investment Income - Columns i - l

| Complete only for assets showing gain in column (h) and owned by the foundation on 12/31/69 | | | (l) Gains (Col (h) gain minus col (k), but not less than -0-) or Losses (from col (h)) |
|---|-----------------------------------|--|--|
| (i) FMV as of 12/31/69 | (j) Adjusted basis as of 12/31/69 | (k) Excess of col (i) over col (j), if any | |
| | | | 6,392 |
| | | | 16,214 |
| | | | 8 |
| | | | 2 |
| | | | 5 |
| | | | 2 |
| | | | 3 |
| | | | 2 |
| | | | 6 |
| | | | 2 |
| | | | 3 |
| | | | 3 |
| | | | 4 |
| | | | 3 |
| | | | 1,007 |
| | | | 2,049 |
| | | | 507 |
| | | | 1,033 |
| | | | -128 |
| | | | -28 |
| | | | 75 |
| | | | |
| | | | 26 |
| | | | 49 |
| | | | 8 |
| | | | 9 |
| | | | 20 |
| | | | 41 |
| | | | 14 |
| | | | 16 |

Form 990PF Part IV - Capital Gains and Losses for Tax on Investment Income - Columns i - l

| Complete only for assets showing gain in column (h) and owned by the foundation on 12/31/69 | | | (l) Gains (Col (h) gain minus col (k), but not less than -0-) or Losses (from col (h)) |
|---|-----------------------------------|--|--|
| (i) FMV as of 12/31/69 | (j) Adjusted basis as of 12/31/69 | (k) Excess of col (i) over col (j), if any | |
| | | | 18 |
| | | | 10 |
| | | | 13 |
| | | | 17 |
| | | | 81 |
| | | | 34 |
| | | | 194 |
| | | | 82 |
| | | | 205 |
| | | | 86 |
| | | | 185 |
| | | | 78 |
| | | | 175 |
| | | | 75 |
| | | | 165 |
| | | | 69 |
| | | | 19 |
| | | | 44 |
| | | | 46 |
| | | | 42 |
| | | | 40 |
| | | | 37 |
| | | | 12,235 |
| | | | 70 |
| | | | -24 |
| | | | -19 |
| | | | 28 |
| | | | 28 |
| | | | 1,508 |
| | | | 26 |

Form 990PF Part IV - Capital Gains and Losses for Tax on Investment Income - Columns i - l

| Complete only for assets showing gain in column (h) and owned by the foundation on 12/31/69 | | | (l) Gains (Col (h) gain minus col (k), but not less than -0-) or Losses (from col (h)) |
|---|-----------------------------------|--|--|
| (i) F M V as of 12/31/69 | (j) Adjusted basis as of 12/31/69 | (k) Excess of col (i) over col (j), if any | |
| | | | 25 |
| | | | 26 |
| | | | 25 |
| | | | 26 |
| | | | 1,342 |
| | | | 23 |
| | | | 1,232 |
| | | | 21 |
| | | | 1 |
| | | | 1 |
| | | | 1 |
| | | | 1 |
| | | | 1 |
| | | | 1 |
| | | | 1 |
| | | | 1 |
| | | | 5 |
| | | | 1 |
| | | | 1 |
| | | | 1 |
| | | | 4 |
| | | | 4 |
| | | | 4 |
| | | | 3 |
| | | | 4 |
| | | | 3 |
| | | | 3 |
| | | | 20 |
| | | | 4 |
| | | | 4 |

Form 990PF Part IV - Capital Gains and Losses for Tax on Investment Income - Columns i - l

| Complete only for assets showing gain in column (h) and owned by the foundation on 12/31/69 | | | (l) Gains (Col (h) gain minus col (k), but not less than -0-) or Losses (from col (h)) |
|---|-----------------------------------|--|--|
| (i) F M V as of 12/31/69 | (j) Adjusted basis as of 12/31/69 | (k) Excess of col (i) over col (j), if any | |
| | | | 3 |
| | | | 49 |
| | | | 2 |
| | | | 2 |
| | | | 2 |
| | | | 3 |
| | | | 8 |
| | | | 2 |
| | | | 3 |
| | | | 2 |
| | | | 2 |
| | | | 2 |
| | | | 2 |
| | | | 2 |
| | | | 1 |
| | | | 1 |
| | | | 2 |
| | | | 2 |
| | | | 1 |
| | | | 1 |
| | | | 2 |
| | | | 2 |
| | | | 1 |
| | | | 1 |
| | | | 2 |
| | | | 2 |
| | | | -563 |
| | | | -228 |
| | | | -241 |
| | | | -238 |

Form 990PF Part IV - Capital Gains and Losses for Tax on Investment Income - Columns i - l

| Complete only for assets showing gain in column (h) and owned by the foundation on 12/31/69 | | | (l) Gains (Col (h) gain minus col (k), but not less than -0-) or Losses (from col (h)) |
|---|-----------------------------------|--|--|
| (i) F M V as of 12/31/69 | (j) Adjusted basis as of 12/31/69 | (k) Excess of col (i) over col (j), if any | |
| | | | -116 |
| | | | -107 |
| | | | -150 |
| | | | -93 |
| | | | -142 |
| | | | -165 |
| | | | -132 |
| | | | -200 |
| | | | -222 |
| | | | -45 |
| | | | -71 |
| | | | -59 |
| | | | -33 |
| | | | -11 |
| | | | -11 |
| | | | -31 |
| | | | -53 |
| | | | -11 |
| | | | -130 |
| | | | -30 |
| | | | -245 |
| | | | -134 |
| | | | -242 |
| | | | -128 |
| | | | -135 |
| | | | -137 |
| | | | -14 |
| | | | -128 |
| | | | -15 |
| | | | -253 |

Form 990PF Part IV - Capital Gains and Losses for Tax on Investment Income - Columns i - l

| Complete only for assets showing gain in column (h) and owned by the foundation on 12/31/69 | | | (l) Gains (Col (h) gain minus col (k), but not less than -0-) or Losses (from col (h)) |
|---|-----------------------------------|--|--|
| (i) FMV as of 12/31/69 | (j) Adjusted basis as of 12/31/69 | (k) Excess of col (i) over col (j), if any | |
| | | | -127 |
| | | | -129 |
| | | | -478 |
| | | | -61 |
| | | | 123 |
| | | | 52 |
| | | | 23 |
| | | | 57 |
| | | | 27 |
| | | | 162 |
| | | | 51 |
| | | | 10 |
| | | | 31 |
| | | | 133 |
| | | | 79 |
| | | | 154 |
| | | | 5 |
| | | | 5 |
| | | | 5 |
| | | | 5 |
| | | | 5 |
| | | | 5 |
| | | | 5 |
| | | | 5 |
| | | | 5 |
| | | | 5 |
| | | | 1 |
| | | | 1 |

Form 990PF Part IV - Capital Gains and Losses for Tax on Investment Income - Columns i - l

| Complete only for assets showing gain in column (h) and owned by the foundation on 12/31/69 | | | (l) Gains (Col (h) gain minus col (k), but not less than -0-) or Losses (from col (h)) |
|---|-----------------------------------|--|--|
| (i) F M V as of 12/31/69 | (j) Adjusted basis as of 12/31/69 | (k) Excess of col (i) over col (j), if any | |
| | | | 1 |
| | | | 2 |
| | | | 2 |
| | | | 2 |
| | | | 2 |
| | | | 1 |
| | | | 2 |
| | | | 14 |
| | | | 1 |
| | | | 1 |
| | | | 19 |
| | | | 18 |
| | | | 19 |
| | | | 18 |
| | | | 19 |
| | | | 19 |
| | | | 456 |
| | | | 14 |
| | | | 14 |
| | | | 14 |
| | | | 14 |
| | | | 14 |
| | | | |
| | | | |
| | | | 1 |
| | | | |
| | | | 1 |
| | | | |
| | | | 1 |
| | | | 1 |

Form 990PF Part IV - Capital Gains and Losses for Tax on Investment Income - Columns i - l

| Complete only for assets showing gain in column (h) and owned by the foundation on 12/31/69 | | | (l) Gains (Col (h) gain minus col (k), but not less than -0-) or Losses (from col (h)) |
|---|-----------------------------------|--|--|
| (i) F M V as of 12/31/69 | (j) Adjusted basis as of 12/31/69 | (k) Excess of col (i) over col (j), if any | |
| | | | 1 |
| | | | |
| | | | |
| | | | 1 |
| | | | 42 |
| | | | 1,210 |
| | | | 39 |
| | | | 458 |
| | | | 18 |
| | | | 231 |
| | | | 238 |
| | | | 290 |
| | | | 640 |
| | | | 702 |
| | | | 327 |
| | | | 443 |
| | | | -35 |
| | | | -25 |
| | | | -26 |
| | | | -27 |
| | | | -21 |
| | | | -16 |
| | | | -18 |
| | | | -18 |
| | | | -18 |
| | | | -19 |
| | | | -23 |
| | | | -21 |
| | | | 51,728 |
| | | | 8,702 |

Form 990PF Part IV - Capital Gains and Losses for Tax on Investment Income - Columns i - l

| Complete only for assets showing gain in column (h) and owned by the foundation on 12/31/69 | | | (l) Gains (Col (h) gain minus col (k), but not less than -0-) or Losses (from col (h)) |
|---|-----------------------------------|--|--|
| (i) FMV as of 12/31/69 | (j) Adjusted basis as of 12/31/69 | (k) Excess of col (i) over col (j), if any | |
| | | | 1,692 |
| | | | 12,376 |
| | | | 14,132 |
| | | | 5,458 |
| | | | -419 |
| | | | 632 |
| | | | 3,376 |
| | | | 502 |
| | | | 267 |
| | | | 1,412 |
| | | | 218 |
| | | | 8 |
| | | | 43 |
| | | | 5 |
| | | | 478 |
| | | | -319 |
| | | | -1,075 |
| | | | -44 |
| | | | 137 |
| | | | -124 |
| | | | -450 |
| | | | -31 |
| | | | 89 |
| | | | -84 |
| | | | -303 |
| | | | -21 |
| | | | 1 |
| | | | 27 |
| | | | 11 |
| | | | 872 |

Form 990PF Part IV - Capital Gains and Losses for Tax on Investment Income - Columns i - l

| Complete only for assets showing gain in column (h) and owned by the foundation on 12/31/69 | | | (l) Gains (Col (h) gain minus col (k), but not less than -0-) or Losses (from col (h)) |
|---|-----------------------------------|--|--|
| (i) FMV as of 12/31/69 | (j) Adjusted basis as of 12/31/69 | (k) Excess of col (i) over col (j), if any | |
| | | | 38 |
| | | | 637 |
| | | | 181 |
| | | | 106 |
| | | | 60 |
| | | | 318 |
| | | | 59 |
| | | | 400 |
| | | | 223 |
| | | | 1,188 |
| | | | 221 |
| | | | 51 |
| | | | 9 |
| | | | 69 |
| | | | 15 |
| | | | 10 |
| | | | 65 |
| | | | 14 |
| | | | -420 |
| | | | 1,875 |
| | | | 16,889 |
| | | | 9,864 |
| | | | 546 |
| | | | 12 |
| | | | 97 |
| | | | 90 |
| | | | -13 |
| | | | 3,230 |
| | | | 2,148 |
| | | | 11,768 |

Form 990PF Part IV - Capital Gains and Losses for Tax on Investment Income - Columns i - l

| Complete only for assets showing gain in column (h) and owned by the foundation on 12/31/69 | | | (l) Gains (Col (h) gain minus col (k), but not less than -0-) or Losses (from col (h)) |
|---|-----------------------------------|--|--|
| (i) FMV as of 12/31/69 | (j) Adjusted basis as of 12/31/69 | (k) Excess of col (i) over col (j), if any | |
| | | | 1,868 |
| | | | 18 |
| | | | -2 |
| | | | 24 |
| | | | -5 |
| | | | 1 |
| | | | 28 |
| | | | -1 |
| | | | 11,694 |
| | | | 5,524 |
| | | | 13,547 |
| | | | -80 |
| | | | -38 |
| | | | -260 |
| | | | 4,165 |
| | | | 4,260 |
| | | | 18,588 |
| | | | 3,573 |
| | | | 26 |
| | | | 59 |
| | | | 180 |
| | | | 43 |
| | | | 1 |
| | | | -66 |
| | | | -5 |
| | | | 5,423 |
| | | | 4,397 |
| | | | 20,563 |
| | | | 3,552 |
| | | | 2 |

Form 990PF Part IV - Capital Gains and Losses for Tax on Investment Income - Columns i - l

| Complete only for assets showing gain in column (h) and owned by the foundation on 12/31/69 | | | (l) Gains (Col (h) gain minus col (k), but not less than -0-) or Losses (from col (h)) |
|---|-----------------------------------|--|--|
| (i) F M V as of 12/31/69 | (j) Adjusted basis as of 12/31/69 | (k) Excess of col (i) over col (j), if any | |
| | | | 4 |
| | | | -44 |
| | | | -11 |
| | | | -9 |
| | | | -80 |
| | | | -17 |
| | | | 4,887 |
| | | | 78,928 |
| | | | 33,692 |
| | | | 36,903 |
| | | | 1,564 |
| | | | 6,772 |
| | | | 865 |
| | | | 377 |
| | | | 6,308 |
| | | | 2,532 |
| | | | 2,761 |
| | | | 99 |
| | | | 372 |
| | | | 28 |
| | | | 355 |
| | | | 5,954 |
| | | | 2,388 |
| | | | 2,603 |
| | | | 94 |
| | | | 349 |
| | | | 25 |
| | | | 1,652 |
| | | | 26,847 |
| | | | 11,348 |

Form 990PF Part IV - Capital Gains and Losses for Tax on Investment Income - Columns i - l

| Complete only for assets showing gain in column (h) and owned by the foundation on 12/31/69 | | | (l) Gains (Col (h) gain minus col (k), but not less than -0-) or Losses (from col (h)) |
|---|-----------------------------------|--|--|
| (i) F M V as of 12/31/69 | (j) Adjusted basis as of 12/31/69 | (k) Excess of col (i) over col (j), if any | |
| | | | 12,420 |
| | | | 514 |
| | | | 2,185 |
| | | | 265 |
| | | | 192 |
| | | | 3,255 |
| | | | 1,281 |
| | | | 1,394 |
| | | | 47 |
| | | | 165 |
| | | | 8 |
| | | | -2 |
| | | | -57 |
| | | | -24 |
| | | | 94,102 |
| | | | 7,775 |
| | | | 4,488 |
| | | | 21,540 |
| | | | 4,576 |
| | | | 78,504 |
| | | | 881 |
| | | | 115 |
| | | | 25 |
| | | | 80 |
| | | | 44 |
| | | | 464 |
| | | | -10 |
| | | | -76 |
| | | | 4 |
| | | | -145 |

Form 990PF Part IV - Capital Gains and Losses for Tax on Investment Income - Columns i - l

| Complete only for assets showing gain in column (h) and owned by the foundation on 12/31/69 | | | (l) Gains (Col (h) gain minus col (k), but not less than -0-) or Losses (from col (h)) |
|---|-----------------------------------|--|--|
| (i) F M V as of 12/31/69 | (j) Adjusted basis as of 12/31/69 | (k) Excess of col (i) over col (j), if any | |
| | | | 1,389 |
| | | | 400 |
| | | | 2,279 |
| | | | 378 |
| | | | -17 |
| | | | -39 |
| | | | -189 |
| | | | -34 |
| | | | 2 |
| | | | 12 |
| | | | 2 |
| | | | -161 |
| | | | -436 |
| | | | -991 |
| | | | -409 |
| | | | 1,178 |
| | | | 822 |
| | | | 4,568 |
| | | | 729 |
| | | | 71 |
| | | | 39 |
| | | | 265 |
| | | | 34 |
| | | | 12 |
| | | | 104 |
| | | | 11 |
| | | | 8,894 |
| | | | 65,287 |
| | | | 65,618 |
| | | | 127,960 |

Form 990PF Part IV - Capital Gains and Losses for Tax on Investment Income - Columns i - l

| Complete only for assets showing gain in column (h) and owned by the foundation on 12/31/69 | | | (l) Gains (Col (h) gain minus col (k), but not less than -0-) or Losses (from col (h)) |
|---|-----------------------------------|--|--|
| (i) F M V as of 12/31/69 | (j) Adjusted basis as of 12/31/69 | (k) Excess of col (i) over col (j), if any | |
| | | | 2,335 |
| | | | 10,372 |
| | | | 2,137 |
| | | | 95 |
| | | | 413 |
| | | | 393 |
| | | | 635 |
| | | | -7 |
| | | | -89 |
| | | | -4 |
| | | | -4 |
| | | | -52 |
| | | | -2 |
| | | | 11,685 |
| | | | 115,610 |
| | | | 102,206 |
| | | | 8,433 |
| | | | 42,551 |
| | | | 7,724 |
| | | | 43 |
| | | | 871 |
| | | | 80 |
| | | | 407 |
| | | | 79 |
| | | | 14 |
| | | | 76 |
| | | | 18 |
| | | | -1,319 |
| | | | -1,300 |
| | | | -5,473 |

Form 990PF Part IV - Capital Gains and Losses for Tax on Investment Income - Columns i - l

| Complete only for assets showing gain in column (h) and owned by the foundation on 12/31/69 | | | (l) Gains (Col (h) gain minus col (k), but not less than -0-) or Losses (from col (h)) |
|---|-----------------------------------|--|--|
| (i) F M V as of 12/31/69 | (j) Adjusted basis as of 12/31/69 | (k) Excess of col (i) over col (j), if any | |
| | | | -483 |
| | | | -205 |
| | | | -179 |
| | | | -833 |
| | | | -116 |
| | | | -113 |
| | | | -99 |
| | | | -460 |
| | | | -64 |
| | | | -46 |
| | | | -48 |
| | | | -193 |
| | | | -13 |
| | | | 151 |
| | | | 1,061 |
| | | | 326 |
| | | | 14 |
| | | | 107 |
| | | | 35 |
| | | | -37 |
| | | | 123 |
| | | | 159 |
| | | | -80 |
| | | | -6 |
| | | | 175 |
| | | | 4,232 |
| | | | 1,643 |
| | | | 9,334 |
| | | | 2,100 |
| | | | 19 |

Form 990PF Part IV - Capital Gains and Losses for Tax on Investment Income - Columns i - l

| Complete only for assets showing gain in column (h) and owned by the foundation on 12/31/69 | | | (l) Gains (Col (h) gain minus col (k), but not less than -0-) or Losses (from col (h)) |
|---|-----------------------------------|--|--|
| (i) F M V as of 12/31/69 | (j) Adjusted basis as of 12/31/69 | (k) Excess of col (i) over col (j), if any | |
| | | | -53 |
| | | | -226 |
| | | | -23 |
| | | | -2 |
| | | | 14 |
| | | | 13 |
| | | | 3,542 |
| | | | 1,860 |
| | | | 8,832 |
| | | | 2,097 |
| | | | 50 |
| | | | |
| | | | -27 |
| | | | 17 |
| | | | -3 |
| | | | -30 |
| | | | 8 |
| | | | -1,755 |
| | | | -1,160 |
| | | | -6,008 |
| | | | -1,073 |
| | | | -54 |
| | | | -12 |
| | | | -81 |
| | | | -15 |
| | | | -113 |
| | | | -33 |
| | | | -204 |
| | | | -37 |
| | | | -33 |

Form 990PF Part IV - Capital Gains and Losses for Tax on Investment Income - Columns i - l

| Complete only for assets showing gain in column (h) and owned by the foundation on 12/31/69 | | | (l) Gains (Col (h) gain minus col (k), but not less than -0-) or Losses (from col (h)) |
|---|-----------------------------------|--|--|
| (i) F M V as of 12/31/69 | (j) Adjusted basis as of 12/31/69 | (k) Excess of col (i) over col (j), if any | |
| | | | -12 |
| | | | -68 |
| | | | -13 |
| | | | 6 |
| | | | 20 |
| | | | 89 |
| | | | 15 |
| | | | |
| | | | -3 |
| | | | -1 |
| | | | 2,406 |
| | | | 1,000 |
| | | | 4,369 |
| | | | 1,409 |
| | | | 8 |
| | | | -30 |
| | | | -178 |
| | | | -6 |
| | | | 8 |
| | | | -203 |
| | | | -1,171 |
| | | | -59 |
| | | | -7 |
| | | | -53 |
| | | | 10 |
| | | | 3,415 |
| | | | 1,951 |
| | | | 18,772 |
| | | | 2,341 |
| | | | 1,532 |

Form 990PF Part IV - Capital Gains and Losses for Tax on Investment Income - Columns i - l

| Complete only for assets showing gain in column (h) and owned by the foundation on 12/31/69 | | | (l) Gains (Col (h) gain minus col (k), but not less than -0-) or Losses (from col (h)) |
|---|-----------------------------------|--|--|
| (i) F M V as of 12/31/69 | (j) Adjusted basis as of 12/31/69 | (k) Excess of col (i) over col (j), if any | |
| | | | 10,580 |
| | | | 2,332 |
| | | | -9 |
| | | | -23 |
| | | | 3 |
| | | | 19 |
| | | | 230 |
| | | | 1,948 |
| | | | 469 |
| | | | 2 |
| | | | 102 |
| | | | 32 |
| | | | -331 |
| | | | -1,693 |
| | | | -9,356 |
| | | | -1,759 |
| | | | -11 |
| | | | -65 |
| | | | -362 |
| | | | -68 |
| | | | -5 |
| | | | -45 |
| | | | -11 |
| | | | 10,663 |
| | | | 77,742 |
| | | | 42,625 |
| | | | 9,240 |
| | | | 47,420 |
| | | | 9,632 |
| | | | 44 |

Form 990PF Part IV - Capital Gains and Losses for Tax on Investment Income - Columns i - l

| Complete only for assets showing gain in column (h) and owned by the foundation on 12/31/69 | | | (l) Gains (Col (h) gain minus col (k), but not less than -0-) or Losses (from col (h)) |
|---|-----------------------------------|--|--|
| (i) F M V as of 12/31/69 | (j) Adjusted basis as of 12/31/69 | (k) Excess of col (i) over col (j), if any | |
| | | | 678 |
| | | | 375 |
| | | | 111 |
| | | | 604 |
| | | | 155 |
| | | | 16 |
| | | | 110 |
| | | | 49 |
| | | | 6,668 |
| | | | 90,262 |
| | | | 4,965 |
| | | | 26,494 |
| | | | 5,334 |
| | | | 46 |
| | | | 1,029 |
| | | | 53 |
| | | | 336 |
| | | | 84 |
| | | | 4,354 |
| | | | 4,062 |
| | | | 19,778 |
| | | | 3,561 |
| | | | -85 |
| | | | 31 |
| | | | 47 |
| | | | 18 |
| | | | -25 |
| | | | 7 |
| | | | 7 |
| | | | 4 |

Form 990PF Part IV - Capital Gains and Losses for Tax on Investment Income - Columns i - l

| Complete only for assets showing gain in column (h) and owned by the foundation on 12/31/69 | | | (l) Gains (Col (h) gain minus col (k), but not less than -0-) or Losses (from col (h)) |
|---|-----------------------------------|--|--|
| (i) FMV as of 12/31/69 | (j) Adjusted basis as of 12/31/69 | (k) Excess of col (i) over col (j), if any | |
| | | | -13 |
| | | | 6 |
| | | | 14 |
| | | | 4 |
| | | | -3 |
| | | | -38 |
| | | | -5 |
| | | | 2,017 |
| | | | 35,876 |
| | | | 2,257 |
| | | | 8,947 |
| | | | 1,527 |
| | | | 10 |
| | | | 637 |
| | | | 44 |
| | | | 123 |
| | | | 19 |
| | | | -48,664 |
| | | | -20,240 |
| | | | 1,526 |
| | | | 784 |
| | | | 334 |
| | | | -238 |
| | | | -1,977 |
| | | | -233 |
| | | | 226 |
| | | | -101 |
| | | | -941 |
| | | | -101 |
| | | | -3 |

Form 990PF Part IV - Capital Gains and Losses for Tax on Investment Income - Columns i - l

| Complete only for assets showing gain in column (h) and owned by the foundation on 12/31/69 | | | (l) Gains (Col (h) gain minus col (k), but not less than -0-) or Losses (from col (h)) |
|---|-----------------------------------|--|--|
| (i) F M V as of 12/31/69 | (j) Adjusted basis as of 12/31/69 | (k) Excess of col (i) over col (j), if any | |
| | | | -46 |
| | | | -4 |
| | | | -689 |
| | | | -6,634 |
| | | | -300 |
| | | | -676 |
| | | | -268 |
| | | | -221 |
| | | | -2,259 |
| | | | -108 |
| | | | -352 |
| | | | -97 |
| | | | 495 |
| | | | 6,414 |
| | | | 371 |
| | | | 2,132 |
| | | | 332 |
| | | | 63 |
| | | | 864 |
| | | | 51 |
| | | | 310 |
| | | | 46 |
| | | | -44 |
| | | | -73 |
| | | | 260 |
| | | | 917 |
| | | | 4,874 |
| | | | 322 |
| | | | -11 |
| | | | 20 |

Form 990PF Part IV - Capital Gains and Losses for Tax on Investment Income - Columns i - l

| Complete only for assets showing gain in column (h) and owned by the foundation on 12/31/69 | | | (l) Gains (Col (h) gain minus col (k), but not less than -0-) or Losses (from col (h)) |
|---|-----------------------------------|--|--|
| (i) F M V as of 12/31/69 | (j) Adjusted basis as of 12/31/69 | (k) Excess of col (i) over col (j), if any | |
| | | | 109 |
| | | | -3 |
| | | | 5 |
| | | | 32 |
| | | | -8 |
| | | | 1,310 |
| | | | 538 |
| | | | 1,859 |
| | | | 391 |
| | | | 15 |
| | | | -8 |
| | | | -76 |
| | | | -12 |
| | | | -4 |
| | | | -47 |
| | | | -315 |
| | | | -51 |
| | | | -22 |
| | | | -115 |
| | | | -751 |
| | | | -123 |
| | | | -21 |
| | | | -95 |
| | | | -614 |
| | | | -100 |
| | | | -3 |
| | | | -45 |
| | | | -6 |
| | | | 12,127 |
| | | | 101,781 |

Form 990PF Part IV - Capital Gains and Losses for Tax on Investment Income - Columns i - l

| Complete only for assets showing gain in column (h) and owned by the foundation on 12/31/69 | | | (l) Gains (Col (h) gain minus col (k), but not less than -0-) or Losses (from col (h)) |
|---|-----------------------------------|--|--|
| (i) F M V as of 12/31/69 | (j) Adjusted basis as of 12/31/69 | (k) Excess of col (i) over col (j), if any | |
| | | | 104,933 |
| | | | 7,616 |
| | | | 39,016 |
| | | | 6,645 |
| | | | 22 |
| | | | 1,005 |
| | | | 834 |
| | | | 16 |
| | | | 106 |
| | | | 7 |
| | | | -32 |
| | | | -149 |
| | | | -34 |
| | | | 753 |
| | | | 30,923 |
| | | | 633 |
| | | | 4,070 |
| | | | 443 |
| | | | -11 |
| | | | 564 |
| | | | |
| | | | 38 |
| | | | -5 |
| | | | -8 |
| | | | -17 |
| | | | -10 |
| | | | 3,038 |
| | | | 1,467 |
| | | | 7,879 |
| | | | 1,823 |

Form 990PF Part IV - Capital Gains and Losses for Tax on Investment Income - Columns i - l

| Complete only for assets showing gain in column (h) and owned by the foundation on 12/31/69 | | | (l) Gains (Col (h) gain minus col (k), but not less than -0-) or Losses (from col (h)) |
|---|-----------------------------------|--|--|
| (i) F M V as of 12/31/69 | (j) Adjusted basis as of 12/31/69 | (k) Excess of col (i) over col (j), if any | |
| | | | 48 |
| | | | |
| | | | 19 |
| | | | 21 |
| | | | -423 |
| | | | -1,976 |
| | | | -226 |
| | | | -97 |
| | | | -323 |
| | | | 84 |
| | | | -6 |
| | | | -11 |
| | | | 15 |
| | | | -199 |
| | | | -346 |
| | | | -1,623 |
| | | | -101 |
| | | | 82 |
| | | | 34 |
| | | | 189 |
| | | | 64 |
| | | | |
| | | | -9 |
| | | | -40 |
| | | | 2 |
| | | | -7 |
| | | | -33 |
| | | | -1 |
| | | | -336 |
| | | | 30 |

Form 990PF Part IV - Capital Gains and Losses for Tax on Investment Income - Columns i - l

| Complete only for assets showing gain in column (h) and owned by the foundation on 12/31/69 | | | (l) Gains (Col (h) gain minus col (k), but not less than -0-) or Losses (from col (h)) |
|---|-----------------------------------|--|--|
| (i) F M V as of 12/31/69 | (j) Adjusted basis as of 12/31/69 | (k) Excess of col (i) over col (j), if any | |
| | | | 868 |
| | | | 151 |
| | | | -14 |
| | | | 1 |
| | | | 33 |
| | | | 6 |
| | | | -1 |
| | | | 13 |
| | | | 2 |
| | | | 2,833 |
| | | | 1,324 |
| | | | 6,759 |
| | | | 1,222 |
| | | | 200 |
| | | | 66 |
| | | | 341 |
| | | | 63 |
| | | | 134 |
| | | | 42 |
| | | | 219 |
| | | | 40 |
| | | | -5 |
| | | | -48 |
| | | | -237 |
| | | | -42 |
| | | | -11 |
| | | | -54 |
| | | | -9 |
| | | | 6,360 |
| | | | 129,879 |

Form 990PF Part IV - Capital Gains and Losses for Tax on Investment Income - Columns i - l

| Complete only for assets showing gain in column (h) and owned by the foundation on 12/31/69 | | | (l) Gains (Col (h) gain minus col (k), but not less than -0-) or Losses (from col (h)) |
|---|-----------------------------------|--|--|
| (i) F M V as of 12/31/69 | (j) Adjusted basis as of 12/31/69 | (k) Excess of col (i) over col (j), if any | |
| | | | 359,111 |
| | | | 24 |
| | | | 1,037 |
| | | | 2,815 |
| | | | 2,362 |
| | | | 46,354 |
| | | | 1,530 |
| | | | 7,853 |
| | | | 1,429 |
| | | | 721 |
| | | | 15,238 |
| | | | 478 |
| | | | 2,464 |
| | | | 451 |
| | | | 42 |
| | | | 1,253 |
| | | | 32 |
| | | | 166 |
| | | | 32 |
| | | | 6 |
| | | | 33 |
| | | | 7 |
| | | | -126 |
| | | | -526 |
| | | | -43 |
| | | | -20 |
| | | | -84 |
| | | | -5 |
| | | | -104 |
| | | | -438 |

Form 990PF Part IV - Capital Gains and Losses for Tax on Investment Income - Columns i - l

| Complete only for assets showing gain in column (h) and owned by the foundation on 12/31/69 | | | (l) Gains (Col (h) gain minus col (k), but not less than -0-) or Losses (from col (h)) |
|---|-----------------------------------|--|--|
| (i) F M V as of 12/31/69 | (j) Adjusted basis as of 12/31/69 | (k) Excess of col (i) over col (j), if any | |
| | | | -38 |
| | | | -173 |
| | | | -743 |
| | | | -70 |
| | | | -21 |
| | | | -94 |
| | | | -13 |
| | | | -402 |
| | | | -2,180 |
| | | | -419 |
| | | | -168 |
| | | | -915 |
| | | | -177 |
| | | | |
| | | | -3 |
| | | | -2 |
| | | | -68 |
| | | | -205 |
| | | | -155 |
| | | | -145 |
| | | | -513 |
| | | | -274 |
| | | | -102 |
| | | | -413 |
| | | | -159 |
| | | | -48 |
| | | | -197 |
| | | | -71 |
| | | | -65 |
| | | | -279 |

Form 990PF Part IV - Capital Gains and Losses for Tax on Investment Income - Columns i - l

| Complete only for assets showing gain in column (h) and owned by the foundation on 12/31/69 | | | (l) Gains (Col (h) gain minus col (k), but not less than -0-) or Losses (from col (h)) |
|---|-----------------------------------|--|--|
| (i) F M V as of 12/31/69 | (j) Adjusted basis as of 12/31/69 | (k) Excess of col (i) over col (j), if any | |
| | | | -91 |
| | | | -38 |
| | | | -156 |
| | | | -56 |
| | | | 5 |
| | | | 36 |
| | | | -5 |
| | | | 2,853 |
| | | | 2,166 |
| | | | 9,311 |
| | | | 2,340 |
| | | | -13 |
| | | | -15 |
| | | | -137 |
| | | | 3 |
| | | | -4 |
| | | | -59 |
| | | | 6 |
| | | | 2,914 |
| | | | 67,468 |
| | | | 3,264 |
| | | | 14,906 |
| | | | 2,341 |
| | | | 8 |
| | | | 4 |
| | | | -7 |
| | | | 2,121 |
| | | | 688 |
| | | | 5,755 |
| | | | 1,014 |

Form 990PF Part IV - Capital Gains and Losses for Tax on Investment Income - Columns i - l

| Complete only for assets showing gain in column (h) and owned by the foundation on 12/31/69 | | | (l) Gains (Col (h) gain minus col (k), but not less than -0-) or Losses (from col (h)) |
|---|-----------------------------------|--|--|
| (i) FMV as of 12/31/69 | (j) Adjusted basis as of 12/31/69 | (k) Excess of col (i) over col (j), if any | |
| | | | 24 |
| | | | -20 |
| | | | -12 |
| | | | -2 |
| | | | 6 |
| | | | 88 |
| | | | 15 |
| | | | 5,007 |
| | | | 69,550 |
| | | | 3,030 |
| | | | 15,182 |
| | | | 3,401 |
| | | | 24 |
| | | | 779 |
| | | | 6 |
| | | | 32 |
| | | | 34 |
| | | | -1 |
| | | | -8 |
| | | | 16 |
| | | | 2 |
| | | | 310 |
| | | | 113 |
| | | | -40 |
| | | | 164 |
| | | | 100 |
| | | | -104 |
| | | | 136 |
| | | | 152 |
| | | | 5 |








Form 990PF Part IV - Capital Gains and Losses for Tax on Investment Income - Columns i - l

| Complete only for assets showing gain in column (h) and owned by the foundation on 12/31/69 | | | (l) Gains (Col (h) gain minus col (k), but not less than -0-) or Losses (from col (h)) |
|---|-----------------------------------|--|--|
| (i) FMV as of 12/31/69 | (j) Adjusted basis as of 12/31/69 | (k) Excess of col (i) over col (j), if any | |
| | | | 57 |
| | | | 16 |
| | | | -2,092 |
| | | | -2,543 |
| | | | -12,928 |
| | | | -2,521 |
| | | | -4 |
| | | | -39 |
| | | | -201 |
| | | | -45 |
| | | | 5 |
| | | | 27 |
| | | | |
| | | | 2,457 |
| | | | 923 |
| | | | 5,116 |
| | | | 1,015 |
| | | | 420 |
| | | | -56 |
| | | | -99 |
| | | | 23 |
| | | | 109 |
| | | | -42 |
| | | | -152 |
| | | | -14 |
| | | | 98 |
| | | | -34 |
| | | | -114 |
| | | | -9 |
| | | | 58 |

Form 990PF Part IV - Capital Gains and Losses for Tax on Investment Income - Columns i - l

| Complete only for assets showing gain in column (h) and owned by the foundation on 12/31/69 | | | (l) Gains (Col (h) gain minus col (k), but not less than -0-) or Losses (from col (h)) |
|---|-----------------------------------|--|--|
| (i) F M V as of 12/31/69 | (j) Adjusted basis as of 12/31/69 | (k) Excess of col (i) over col (j), if any | |
| | | | -21 |
| | | | -71 |
| | | | -6 |
| | | | -6 |
| | | | -10 |
| | | | 3 |
| | | | 19 |
| | | | 4,905 |
| | | | 3,767 |
| | | | -17 |
| | | | -441 |
| | | | -391 |
| | | | 2,127 |
| | | | 1,098 |
| | | | 7,130 |
| | | | 1,353 |
| | | | 51 |
| | | | 17 |
| | | | 148 |
| | | | 30 |
| | | | 10 |
| | | | 2 |
| | | | 27 |
| | | | 5 |
| | | | 1 |
| | | | 45 |
| | | | 10 |
| | | | 773 |

Form 990PF Part VIII Line 1 - List all officers, directors, trustees, foundation managers and their compensation

| (a) Name and address | (b) Title, and average hours per week devoted to position | (c) Compensation (If not paid, enter -0-) | (d) Contributions to employee benefit plans and deferred compensation | (e) Expense account, other allowances |
|---|---|---|---|---------------------------------------|
| John Bales  945 HAVERFORD RD BRYN MAWR, PA 19010 | Advisory Trustee 0 | 0 | 0 | 0 |
| | | | | |
| Jean Bodine  945 HAVERFORD RD BRYN MAWR, PA 19010 | Trustee 0 | 0 | 0 | 0 |
| | | | | |
| Charles Catherwood  945 HAVERFORD RD BRYN MAWR, PA 19010 | Treasurer 0 | 0 | 0 | 0 |
| | | | | |
| Diana McLean  945 HAVERFORD RD BRYN MAWR, PA 19010 | Trustee 0 | 0 | 0 | 0 |
| | | | | |
| Sandra McLean  945 HAVERFORD RD BRYN MAWR, PA 19010 | Trustee/Exec Dir/Secr/V Chair 32 0 | 0 | 0 | 0 |
| | | | | |
| William McLean  945 HAVERFORD RD BRYN MAWR, PA 19010 | Trustee/Chairman 0 | 0 | 0 | 0 |
| | | | | |
| Carolyn Raymond  945 HAVERFORD RD BRYN MAWR, PA 19010 | Trustee 0 | 0 | 0 | 0 |
| | | | | |

Form 990PF Part XV Line 3 - Grants and Contributions Paid During the Year or Approved for Future Payment

| Recipient | If recipient is an individual, show any relationship to any foundation manager or substantial contributor | Foundation status of recipient | Purpose of grant or contribution | Amount |
|---|---|--------------------------------|---|---------|
| Name and address (home or business) | | | | |
| a <i>Paid during the year</i> | | | | |
| Academy of Natural Sciences1900 Benjamin Franklin Parkway Philadelphia, PA 19103 | None | 501c(3)-Public Char | Operating Support Annual Fund | 8,000 |
| Academy of Natural Sciences1900 Benjamin Franklin Parkway Philadelphia, PA 19103 | None | 501c(3)-Public Char | Towards endowing the Curator of Botany | 100,000 |
| American Press Institute11690 Sunrise Valley Drive Reston, VA 22091 | None | 501c(3)-Public Char | Operating Support-sponsorship program 2010-2011 fiscal year | 2,000 |
| Association of Independent Colleges & Universities101 North Front Street Harrisburg, PA 17101 | None | 501c(3)-Public Char | Towards McLean Scholarship Fund for Nurses and Physician Assistants for Academic Year 2011-12 | 8,000 |
| Center for Literacy Inc636 South 48th Street Philadelphia, PA 19143 | None | 501c(3)-Public Char | Operating Support Ongoing Grant | 5,000 |
| Daemion Counseling CenterP O Box 77 95 Howellville Road Berwyn, PA 19312 | None | 501c(3)-Public Char | Operating Support | 3,000 |
| DuBois Area United Way223 S Jared Street DuBois, PA 15801 | None | 501c(3)-Public Char | Towards the DuBois Area United Way 2011-12 campaign in support of contribution by DuBois Courier-Express | 1,500 |
| Episcopal Community Services of the Diocese of PA225 South Third Street Philadelphia, PA 19106 | None | 501c(3)-Public Char | Ongoing Grant | 2,000 |
| The Foundation Center79 Fifth Avenue New York, NY 10003 | None | 501c(3)-Public Char | Operating Support | 2,000 |
| Free Library of Philadelphia Foundation1901 Vine Street Suite 111 Philadelphia, PA 19103 | None | 501c(3)-Public Char | Operating Support | 1,500 |
| Hospice and Home Care Foundation 240 Radnor Chester Road Suite 100 Radnor, PA 19087 | None | 501c(3)-Public Char | Operating Support - Home Health Care along the Mainline | 3,000 |
| Lower Merion Conservancy1301 Rose Glen Road Gladwyne, PA 19035 | None | 501c(3)-Public Char | Operating Support | 1,000 |
| Montgomery County Lands TrustBox 300 Lederach, PA 19450 | None | 501c(3)-Public Char | Operating Grant | 1,500 |
| The Nature Conservancy Pennsylvania Chapter 15 East Ridge Pike Suite 500 Conshohocken, PA 19428 | None | 501c(3)-Public Char | Operating Support-Corporate Associate Program - PA Chapter | 2,000 |
| Opera Company of Philadelphia1420 Locust Street Suite 210 Philadelphia, PA 19102 | None | 501c(3)-Public Char | Operating Support-Sounds of Learning 2010-2011 | 5,000 |
| Options in AgingP O Box 85 Narberth, PA 19072 | None | 501c(3)-Public Char | Operating Support | 4,000 |
| Pennsylvania Ballet1819 JFK Boulevard Suite 210 Philadelphia, PA 19103 | None | 501c(3)-Public Char | Operating Support for 46th Anniversary Season 2010-2011 | 3,500 |
| Pennsylvania Horticultural Society 100 N 20th Street 5th Floor Philadelphia, PA 19103 | None | 501c(3)-Public Char | Ongoing grant towards general operating costs for Philadelphia Green | 2,500 |
| Philadelphia Museum of ArtBox 7646 Philadelphia, PA 19101 | None | 501c(3)-Public Char | Operating Support Corporate Partners Program | 7,500 |
| The Philadelphia Orchestra260 South Broad Street 16th Floor Philadelphia, PA 19102 | None | 501c(3)-Public Char | Operating Support 2010-2011 Season | 7,500 |
| Planned Parenthood Association of SE Pennsylvania1144 Locust Street Philadelphia, PA 19107 | None | 501c(3)-Public Char | To cover operating costs of the education programs provided by Planned Parenthood of SE PA | 2,500 |
| Project HOME1515 Fairmount Avenue Philadelphia, PA 19130 | None | 501c(3)-Public Char | Towards operating costs for the St Elizabeth Health Center clinic | 1,000 |
| Surrey Services For Seniors28 Bridge Avenue Berwyn, PA 19312 | None | 501c(3)-Public Char | Ongoing Grant Operating Support | 3,500 |
| United Way of Greater Nashua20 Broad Street Nashua, NH 03064 | None | 501c(3)-Public Char | Operating Support 2011 Campaign | 3,000 |
| United Way of Southeastern PennsylvaniaSeven Benjamin Franklin Parkway Philadelphia, PA 19103 | None | 501c(3)-Public Char | Operating Support 2011-12 Campaign | 20,000 |
| White-Williams Scholars215 South Broad Street 5th Floor Philadelphia, PA 19107 | None | 501c(3)-Public Char | Operating Support Scholarship Program 2010-11 | 3,500 |
| WHYYIndependence Mall West 150 North Sixth Street Philadelphia, PA 19106 | None | 501c(3)-Public Char | Operating Support | 4,500 |
| World Affairs Council of Philadelphia One South Broad Street 2 Mezz Philadelphia, PA 19107 | None | 501c(3)-Public Char | Operating Support | 2,500 |
| Zoological Society of Philadelphia 3400 West Girard Avenue Philadelphia, PA 19104 | None | 501c(3)-Public Char | Operating Support Foundation Annual Fund | 5,000 |
| American Philosophical Society104 South Fifth Street Philadelphia, PA 19106 | None | 501c(3)-Public Char | Towards the costs of converting the Library's technology infrastructure to Storage Area Network (SAN) to house and preserve all digital files | 50,000 |


Form 990PF Part XV Line 3 - Grants and Contributions Paid During the Year or Approved for Future Payment

| Recipient | If recipient is an individual, show any relationship to any foundation manager or substantial contributor | Foundation status of recipient | Purpose of grant or contribution | Amount |
|--|---|--------------------------------|--|--------|
| Name and address (home or business) | | | | |
| a <i>Paid during the year</i> | | | | |
| Anti-Violence Partnership of Philadelphia2000 Hamilton Street Suite 304 Philadelphia, PA 19130 | None | 501c(3)-Public Char | Towards setting up and outfitting a family therapy room in their central office | 5,800 |
| Arc of Chester County900 Lawrence drive West Chester, PA 19380 | None | 501c(3)-Public Char | Towards the implementation of a new case management platform that will allow them to efficiently and accurately track and store client information and service utilization | 10,000 |
| Association for Frontotemporal DementiasRadnor Station Building 2 Suite 32 290 King of Prussia Road Radnor, PA 19087 | None | 501c(3)-Public Char | Towards the purchase of computers, hands-free telephone sets, printer and office furnishings | 8,500 |
| Atwater Kent Museum of Philadelphia15 South 7th Street Philadelphia, PA 19106 | None | 501c(3)-Public Char | Towards upgrade of computer hardware and software capacity for exhibitions, infrastructure and daily work | 25,000 |
| Bethesda Project1630 South Street Philadelphia, PA 19146 | None | 501c(3)-Public Char | Towards major repairs to the facade of Bethesda Project's North Broad residence | 17,500 |
| Bowman's Hill Wildflower Preserve Association1635 River Road P O Box 685 New Hope, PA 18938 | None | 501c(3)-Public Char | Towards the restoration work for the Preserve's Pond | 10,000 |
| Boys and Girls Clubs of Philadelphia Inc1518 Walnut Street Suite 712 Philadelphia, PA 19102 | None | 501c(3)-Public Char | Towards the renovation of the Wissahickon Club Game Room | 25,000 |
| Bryn Mawr Theater Film Institute824 W Lancaster Avenue P O Box 1058 Bryn Mawr, PA 19010 | None | 501c(3)-Public Char | Towards the endowment for the Bryn Mawr Film Institute | 75,000 |
| Bryn Mawr Terrace773 E Haverford Road Bryn Mawr, PA 19010 | None | 501c(3)-Public Char | Towards the improvements and repairs to be made to the Personal Care Unit of Bryn Mawr Terrace | 20,000 |
| Calcutta House1601 West Girard Avenue Philadelphia, PA 19130 | None | 501c(3)-Public Char | Towards refurbishing the 15 year old resident common areas and outdoor patio deck at Independence Place | 28,000 |
| Camphill Village Kimberton Hills Inc P O Box 1045 Kimberton, PA 19442 | None | 501c(3)-Public Char | Towards the purchase of eight new portable generators, one built-in generator and electrical rewiring requiring to be used for houses in the village as emergency backup during power outages | 20,000 |
| Chestnut Hill Friends MeetingHouse Project100 E Mermaid Lane Philadelphia, PA 19118 | None | 501c(3)-(509a3)Supp | Towards land restoration aspects of construction of the new meeting house, specifically towards removing asphalt from the 1 8 acre site | 15,000 |
| Children's Crisis Treatment Center Inc1823 Callowhill Street Philadelphia, PA 19130 | None | 501c(3)-Public Char | Towards the Information Technology Upgrade Project | 10,000 |
| Chipping Hill Micro Farm518 Edann Road Northwoods, PA 19038 | None | 501c(3)-Public Char | Towards the purchase of Micro Farm boxes for the creation and installation of Micro Farms | 10,000 |
| Clarke Pennsylvania Inc Auditory/O ral Center 455 South Roberts Road Bryn Mawr, PA 19010 | None | 501c(3)-Public Char | Towards the purchase and installation of Soundfield Systems at the 455 South Roberts Road, Bryn Mawr campus | 8,400 |
| The College Settlement of Philadelphia600 Witmer Road Horsham, PA 19044 | None | 501c(3)-Public Char | Towards the reconfiguration and replacement of the roof of Bedford Lodge | 10,000 |
| Conservation Center for Art and Historic Artifacts264 South 23rd Street Philadelphia, PA 19103 | None | 501c(3)-Public Char | Towards the purchase of a new suction table | 14,000 |
| Cradles to CrayonsP O Box 799 Conshohocken, PA 19428 | None | 501c(3)-Public Char | Towards making upgrades to the Cradles to Crayons' warehouse in West Conshohocken | 25,797 |
| Devereux FoundationKanner Center 390 East Boot Road West Chester, PA 19380 | None | 501c(3)-Public Char | Towards the renovation of Devereux Kanner Center's outdoor pool | 25,000 |
| Domestic Violence Center of Chester County IncP O Box 832 West Chester, PA 19381 | None | 501c(3)-Public Char | Towards repairs and renovations to the Emergency Shelter kitchen and bathroom | 25,000 |
| Eastern University1300 Eagle Road St Davids, PA 19087 | None | 501c(3)-Public Char | Towards the purchase of a state of the art high fidelity simulation technology, caled Noelle, for the Nursing Skills Lab Phase II | 38,000 |
| Enterprise Center4548 Market Street Philadelphia, PA 19139 | None | 501c(3)-Public Char | Towards audio-visual components of the eKitchen including Sony HD Video Camers, HD LCD 52" monitors, and an Apple Macbook Pro Editing Laptop | 15,000 |
| Fort Mifflin on the DelawareFort Mifflin Hog Island Roads Philadelphia, PA 19153 | None | 501c(3)-Public Char | Towards upgrading the electrical systems and program facilities in the Casemates and the northeast Guard Room | 13,000 |
| Friends Rehabilitation Program704-706 Girard Avenue Philadelphia, PA 19123 | None | 501c(3)-Public Char | Towards the installation of tile floors in 12 units | 15,000 |
| Girard College Development Fund 2101 South College Avenue Philadelphia, PA 19121 | None | 501c(3)-Public Char | Towards the renovation of windows and doors in the High School Building | 30,000 |
| Harcum College750 Montgomery Avenue Bryn Mawr, PA 19010 | None | 501c(3)-Public Char | Towards renovating the Harcum Dental Clinic's main patient area with updated treatment consoles which will enable students to serve the optimum number of uninsured of under-insured patients with important dental hygiene care | 25,000 |
| Hawk Mountain Sanctuary Association1700 Hawk Mountain Road Kempton, PA 19529 | None | 501c(3)-Public Char | Towards a technology upgrade for the bookstore, education and volunteer departments | 10,000 |
| Hayes Manor2210 Belmont Avenue Philadelphia, PA 19131 | None | 501c(3)-Public Char | Towards an emergency replacement of the barrel on the chiller evaporator for the air conditioning system | 50,000 |
| Friends Boarding Home of Concord Quarterly Meeting400 North Walnut Street West Chester, PA 19380 | None | 501c(3)-Public Char | Towards the security upgrade, adding cameras and monitoring on the upper levels of the existing buildings | 15,000 |
| The Highlands Historical Society 7001 Sheaff Lane Fort Washington, PA 19034 | None | 501c(3)-Public Char | Towards the archaeological investigation and stabilization of the two ca 1800 octagonal structures which are major garden features | 25,000 |


Form 990PF Part XV Line 3 - Grants and Contributions Paid During the Year or Approved for Future Payment

| Recipient | If recipient is an individual, show any relationship to any foundation manager or substantial contributor | Foundation status of recipient | Purpose of grant or contribution | Amount |
|---|---|--------------------------------|---|---------|
| Name and address (home or business) | | | | |
| a Paid during the year | | | | |
| Historic Brookville Inc100 Franklin Avenue Brookville, PA 15825 | None | 501c(3)-Public Char | Towards turning an abandoned gas station in downtown Brookville into a Town Square type park | 20,000 |
| Historical Society of Pennsylvania1300 Locust Street Philadelphia, PA 19107 | None | 501c(3)-Public Char | Towards replacing 23 computer systems for both patrons and staff | 15,000 |
| Home of the Merciful Saviour for Crippled Children4400 Baltimore Avenue Philadelphia, PA 19104 | None | 501c(3)-Public Char | Towards the replacement of the pre-1974 range with a new restaurant Vulcan gas range with 6 burners and 2 standard oven bases | 6,800 |
| Interfaith Hospitality Network of the Main Line1449 Dekalb Street Norristown, PA 19401 | None | 501c(3)-Public Char | Towards the purchase of a new 2011 Econoline Ford 14 passenger van | 25,000 |
| Thomas Jefferson University925 Chestnut Street Suite 110 Philadelphia, PA 19107 | None | 501c(3)-Public Char | Towards the Jefferson School of Nursing portion (8th Floor) of the new 85,600 square foot Health Professions Building | 25,000 |
| Jubilee School4211 Chester Avenue Philadelphia, PA 19104 | None | 501c(3)-Public Char | Towards computers, printers, software and IT support for the 21st Century Literacies Project | 15,000 |
| Ken-Crest Centers5020 W Germantown Pike Suite 200 Plymouth Meeting, PA 19462 | None | 501c(3)-Public Char | Towards the purchase of 60 Apple iPads and portable HP color printers | 7,000 |
| Keystone Hospice8765 Stenton Avenue Wyndmoor, PA 19038 | None | 501c(3)-Public Char | Towards fire safety renovations for Keystone House, the first residential hospice in southeastern Pennsylvania | 10,000 |
| Kimmel Center Inc260 South Broad Street Suite 901 Philadelphia, PA 19102 | None | 501c(3)-Public Char | Towards the implementation of a web content management system | 25,000 |
| Legal Aid of Southeastern Pennsylvania625 Swede Street Norristown, PA 19401 | None | 501c(3)-Public Char | Towards the replacement of Legal Aid's telephone system and computer network server | 9,477 |
| The Library Company of Philadelphia1314 Locust Street Philadelphia, PA 19107 | None | 501c(3)-Public Char | Towards the installation of new dual-fuel boilers to produce steam heat on the premises of Library Company and extending a high-pressure gas line to the building | 100,000 |
| Lower Merion Library Foundation75 East Lancaster Avenue Ardmore, PA 19003 | None | 501c(3)-Public Char | Towards the renovation and upgrade of the Large Print/Audiobook area at Ludington Library | 37,500 |
| Metropolitan Career CenterLand Title Building 100 S Broad Street Suite 830 Philadelphia, PA 19110 | None | 501c(3)-Public Char | Towards supporting technology capital needs including computer hardware and software upgrades and security camera | 31,500 |
| Montgomery County Library Information NetworkConsortium MCLINIC 301 Fayette Street 2nd Floor Conshohocken, PA 19428 | None | 501c(3)-Public Char | For see money towards the purchase of new software for improving network security | 12,700 |
| Moore College of Art and Design20th Street The Parkway Philadelphia, PA 19103 | None | 501c(3)-Public Char | Towards renovations to create a welcoming, functional and appropriate Writer's Studio | 30,000 |
| Morris Arboretum and Gardens of the University of Pennsylvania100 Northwestern Avenue Philadelphia, PA 19118 | None | 501c(3)-Public Char | Towards seed funding of a post-doctoral fellowship within the Botany Department | 22,100 |
| The Nature Conservancy Pennsylvania Chapter 15 East Ridge Pike Suite 500 Conshohocken, PA 19428 | None | 501c(3)-Public Char | Towards the purchase of property in Elk County that lies between extensive state lands in northern Pennsylvania and the Allegheny National Forest | 8,788 |
| New England First Amendment Coalition30 Exchange Terrace 3rd Floor Providence, RI 02903 | None | 501c(3)-Public Char | Towards the formation of the New England First Amendment Institute, an intensive three-day training program of the New England First Amendment Coaliton | 17,000 |
| New Hampshire Catholic Charities215 Myrtle Street Manchester, NH 03104 | None | 501c(3)-Public Char | Towards the construction of a large facility to receive, store and distribute 10 million pounds of food annually to help meet a growing need in New Hampshire | 12,000 |
| Norristown Area Education Foundation401 N Whitehall Road Norristown, PA 19403 | None | 501c(3)-Public Char | Towards the purchase and installation of a unit i-Mac lab for the graphic arts program at the Norristown Area High School (NAHS) | 15,000 |
| Norristown Ministries Inc530 Church Street Norristown, PA 19401 | None | 501c(3)-Public Char | Towards the purchase of a laptop for the Executive Director | 2,250 |
| North Light Community Center175 Green Lane Philadelphia, PA 19127 | None | 501c(3)-Public Char | Towards computer and network upgrades | 10,000 |
| Pennsylvania Ballet1819 JFK Boulevard Suite 210 Philadelphia, PA 19103 | None | 501c(3)-Public Char | Towards the construction of the Ballet's new dance center on the Avenue of the Arts in Philadelphia purchase of capital items for 2012 | 50,000 |
| The People Light and Theatre Company39 Conestoga Road Malvern, PA 19355 | None | 501c(3)-Public Char | Towards hardware and software upgrades for ticket-selling software and fundraising functions | 15,000 |
| The Philadelphia FoundationSuite 1800 1234 Market Street Philadelphia, PA 19107 | None | 501c(3)-Public Char | Towards the endowment drive for the Dr Willi W Echewa Opportunity Scholarship Fund | 5,000 |
| Philadelphia Museum of ArtBox 7646 Philadelphia, PA 19101 | None | 501c(3)-Public Char | Towards capital improvements to the interior of the Rodin Museum | 100,000 |
| Philadelphia Youth OrchestraP O Box 41810 Philadelphia, PA 19101 | None | 501c(3)-Public Char | Towards the purchase of instruments for the new music program named Tune Up Philly | 14,500 |
| Programs Employing People1200 South Broad Street Philadelphia, FL 19146 | None | 501c(3)-Public Char | Towards the construction and equipping of a commercial kitchen in PEP's 3,313 square foot cafeteria for consumer job training and catering events | 10,000 |
| Public Interest Law Center of PhiladelphiaUnited Way Building 1709 Benjamin Franklin Parkway 2nd Philadelphia, PA 19130 | None | 501c(3)-Public Char | Towards the purchase of the software management program GiftWorks | 2,300 |
| Rosemont College of the Holy Child Jesus1400 Montgomery Avenue Rosemont, PA 19010 | None | 501c(3)-Public Char | Towards the renovation of the current Cardinal Hall into a Community Center | 50,000 |

Form 990PF Part XV Line 3 - Grants and Contributions Paid During the Year or Approved for Future Payment

| Recipient | If recipient is an individual, show any relationship to any foundation manager or substantial contributor | Foundation status of recipient | Purpose of grant or contribution | Amount |
|--|---|--------------------------------|--|-----------|
| Name and address (home or business) | | | | |
| a <i>Paid during the year</i> | | | | |
| Royer-Greaves School for the Blind 118 South Valley Road Paoli, PA 19301 | None | 501c(3)-Public Char | Towards Phase Two of the Capital Repairs and Upgrades Project | 25,000 |
| Safe Harbor of Greater West Chester Inc 20 North Matlack Street West Chester, PA 19380 | None | 501c(3)-Public Char | Towards the replacements of 11 bunk beds and 22 mattresses for the beds, for health and safety reasons | 18,280 |
| Samuel S Fleisher Art Memorial 719 Catharine Street Philadelphia, PA 19147 | None | 501c(3)-Public Char | Towards project preparation for physical repairs towards preserving the Sanctuary, a Romanesque revival church built in 1884 | 20,000 |
| Saunders House 100 Lancaster Avenue Wynnewood, PA 19096 | None | 501c(3)-Public Char | Towards the purchase and installation of the care tracking and documentation system CareTracker | 45,582 |
| Settlement Music School P O Box 63966 Philadelphia, PA 19147 | None | 501c(3)-Public Char | Towards capital improvements to the Germantown Branch facility, specifically the exterior renovations | 25,000 |
| Silver Springs Martin Luther School 512 West Township Line Road Plymouth Meeting, PA 19462 | NONE | 501c(3)-Public Char | Towards the purchase and installation of new HVAC equipment for largest multi-use space on Silver Springs campus, the Harrison Gymnasium | 10,000 |
| St Gabriel's Episcopal Church 101 E Roosevelt Blvd Philadelphia, PA 19120 | None | 501c(3)-Public Char | Towards enlarging and refitting current kitchen to meet Philadelphia codes so that they can provide free meals to the hungry | 10,000 |
| St Joseph Hospital 172 Kinsley Street Nashua, NH 03061 | None | 501c(3)-Public Char | Towards the purchase or remote monitoring equipment to improv St Joseph's Hospital home monitoring system for heart failure patients and reduce overall readmission rate for this population | 50,000 |
| Support Center for Child Advocates 1900 Cherry Street Philadelphia, PA 19103 | None | 501c(3)-Public Char | Towards the purchase of 37 Hewlett-Packard 4000 Pro workstations, 10 LCD monitors, and one high-volume managed switch for case handling staff and interns | 7,500 |
| Timothy School Development Fund Inc 999 Old Lancaster Road Berwyn, PA 19312 | None | 501c(3)-Public Char | Towards Timothy School's Playground Safety Surface project | 15,000 |
| Trinity Memorial Church 2212 Spruce Street Philadelphia, PA 19103 | None | 501c(3)-Public Char | Towards the winter shelter kitchen renovation | 10,000 |
| John J Tyler Arboretum 515 Painter Road Media, PA 19063 | None | 501c(3)-Public Char | Towards endowing a new staff position of part-time Gardener for the Wistar Rhodedendron Garden | 22,000 |
| Urban Affairs Coalition 1207 Chestnut Street Philadelphia, PA 19107 | None | 501c(3)-Public Char | Operating Support - 2011 Fiscal Year | 3,000 |
| Volunteer Medical Services Corps of Lower Merion & Narberth 101 Sibley Avenue Ardmore, PA 19003 | None | 501c(3)-Public Char | Ongoing Grant | 2,000 |
| Whitemarsh Foundation P O Box 538 Lafayette Hill, PA 19444 | None | 501c(3)-Public Char | Towards an elevated boardwalk, three observation stations and a perimeter walking trail for the Dixon Meadow Preserve | 20,000 |
| Woods Services Foundation P O Box 36 Langhorne, PA 19047 | None | 501c(3)-Public Char | Towards the replacement of the HVAC system at the Holland Enrichment Center | 20,000 |
| Total  3a | | | | 1,897,274 |

Form 990PF Part XV Line 3 - Grants and Contributions Paid During the Year or Approved for Future Payment

| Recipient | If recipient is an individual, show any relationship to any foundation manager or substantial contributor | Foundation status of recipient | Purpose of grant or contribution | Amount |
|--|---|--------------------------------|---|---------|
| Name and address (home or business) | | | | |
| b <i>Approved for future payment</i> | | | | |
| Academy of Natural Sciences1900 Benjamin Franklin Parkway Philadelphia, PA 19103 | None | 501c(3)-Public Char | Towards endowing the Curator of Botany | 41,428 |
| Florida Scrub-Jay Consortium IncP O Box 120777 Clermont, FL 34712 | None | 501c(3)-Public Char | Towards the construction of an aviary/flight cage and treatment room facility able to accomodate injured or sick scrub-jays | 500 |
| The Nature ConservancyPennsylvania Chapter 15 East Ridge Pike Suite 500 Conshohocken, PA 19428 | None | 501c(3)-Public Char | Towards the purchase of property in Elk County that lies between extensive state lands in northern Pennsylvania and the Allegheny National Forest | 44,770 |
| Philadelphia Outward Bound Center 3250 West Sedgeley Drive - East Fair Philadelphia, PA 19130 | None | 501c(3)-Public Char | Towards the construction of a 1,500 square foot storage facility to house and maintain expedition equipment and supplies | 10,000 |
| John J Tyler Arboretum515 Painter Road Media, PA 19063 | None | 501c(3)-Public Char | Towards endowing a new staff position of part-time Gardener for the Wistar Rhodedendron Garden | 5,000 |
| New England First Amendment Coalition30 Exchange Terrace 3rd Floor Providence, RI 02903 | None | 501c(3)-Public Char | Towards the formation of the New England First Amendment Institute, an intensive three-day training program of the New England First Amendment Coalition | 33,000 |
| New Hampshire Catholic Charities215 Myrtle Street Manchester, PA 03104 | None | 501c(3)-Public Char | Towards the construction of a large facility to receive, store and distribute 10 million pounds of food annually to help meet a growing need in New Hampshire | 23,000 |
| Saunders House100 Lancaster House Wynnewood, PA 19096 | None | 501c(3)-Public Char | Towards the purchase and installation of the care tracking and documentation system CareTracker | 19,418 |
| Total  3b | | | | 177,116 |

**TY 2011 All Other Program
Related Investments Schedule**

Name: McLean Contributionship
EIN: 23-6396940

| Category | Amount |
|----------|--------|
| NONE | |

TY 2011 Compensation Explanation

Name: McLean Contributionship

EIN: 23-6396940

| Person Name | Explanation |
|---------------|---|
| Sandra McLean | CHARGE OF \$99,251 04 PAID TO INDEPENDENT PUBLICATIONS, INC , WHICH IS SANDRA MCLEAN'S PRIMARY EMPLOYER |

Note: To capture the full content of this document, please select landscape mode (11" x 8.5") when printing.

TY 2011 Depreciation Schedule

Name: McLean Contributionship

EIN: 23-6396940

TY 2011 Investments Corporate
Bonds Schedule

Name: McLean Contributionship
EIN: 23-6396940

| Name of Bond | End of Year Book Value | End of Year Fair Market Value |
|--------------------------------|------------------------|-------------------------------|
| AMCAR 2009-1 C 01/15/2016 | 63,242 | 58,900 |
| AMCAR 2010-2 B 03/09/2015 | 149,995 | 151,139 |
| AMERICAN EXPRESS CC 08/20/2013 | 329,079 | 341,857 |
| AVNET INC 09/15/2016 | 111,900 | 111,868 |
| BP CAPITAL MKTS PLC 11/07/2013 | 64,992 | 64,354 |
| CANADIAN NATL RESOURCES | | |
| CARMX 2009-2 B 08/17/2015 | 149,985 | 157,878 |
| CARMX 2010-1 B 12/15/2015 | 40,190 | 41,177 |
| CITIMTGE 2006-A1 CM 03/25/2021 | 79,013 | 67,298 |
| COLLEGE & UNIV FACS 06/01/2018 | 15,501 | 28,319 |
| CONTL AIRLINES EETC 09/15/2017 | 21,953 | 23,353 |
| CONTL AIRLINES EETC 01/02/2018 | 59,579 | 60,034 |
| EATON CORP 03/15/2017 | 137,140 | 138,247 |
| FORD MOTOR CREDIT C 06/01/2012 | | |
| FORD MOTOR CREDIT C 06/01/2014 | 250,875 | 244,905 |
| FORDO 2008-C A4B 04/15/2013 | 61,951 | 63,768 |
| GSR 2006-10F 5A1 01/25/2027 | 83,974 | 77,514 |
| HOME DEPOT INC 03/01/2016 | | |
| JPM CHASE SER J PFD 09/01/2013 | 261,770 | 259,412 |
| KRAFT FOODS INC 02/19/2014 | 285,198 | 305,618 |
| MCDONALDS CORP 03/01/2018 | 265,653 | 322,622 |
| NWEST AIRLINES EETC 11/20/2021 | | |
| PACCAR INC 02/15/2012 | 102,831 | 100,617 |
| STAPLES INC 01/15/2014 | 206,250 | 228,694 |
| WELLS FRG SER J PFD 12/15/2013 | 272,541 | 276,112 |
| WHIRLPOOL CORP 05/01/2014 | 290,070 | 279,032 |
| WPP FINANCE (UK)09/15/2014 | 143,537 | 139,239 |

**TY 2011 Investments Corporate
Stock Schedule**

Name: McLean Contributionship
EIN: 23-6396940

| Name of Stock | End of Year Book Value | End of Year Fair Market Value |
|--------------------------------|------------------------|-------------------------------|
| 3M CO | 562,479 | 538,519 |
| ADOBE SYSTEMS INC | 427,742 | 427,442 |
| AIR PRODUCTS & CHEMICALS | 455,975 | 643,014 |
| AMAZON.COM INC | 396,255 | 398,130 |
| AMERICAN EXPRESS COMPANY | 390,250 | 686,984 |
| ANALOG DEVICES INC | 711,006 | 759,753 |
| APPLE INC | 618,029 | 701,055 |
| AVON PRODUCTS | | |
| BAKER HUGHES INC | 421,750 | 515,438 |
| BECTON DICKINSON | 208,610 | 528,569 |
| CANADIAN NATURAL RESOURCES | 56,540 | 247,464 |
| CARNIVAL CORP | 309,899 | 329,664 |
| CATERPILLER INC | 213,494 | 506,635 |
| CISCO SYSTEMS INC | 860,334 | 807,887 |
| COCA COLA COMPANY | 513,830 | 679,479 |
| COMCAST CORP | 731,322 | 796,656 |
| COSTCO WHOLESALE CORP | 732,100 | 705,554 |
| EMERSON ELECTRIC COMPANY | 476,982 | 604,319 |
| EOG RESOURCES INC | 196,384 | 371,777 |
| EXELON CORP COM | 587,401 | 494,331 |
| EXXON MOBIL CORP | 371,255 | 522,461 |
| FEDEX CORP | 606,282 | 721,443 |
| GOOGLE INC - CL A | 665,730 | 946,889 |
| GOLDMAN SACHS GROUP, INC | 408,128 | 222,096 |
| GRAINGER W/W INC | 237,247 | 1,107,042 |
| INTERNATIONAL BUSINESS MACHINE | 247,070 | 685,137 |
| JOHNSON & JOHNSON | 318,368 | 647,471 |
| M&T BANK CORPORATION | 393,970 | 423,840 |
| MEDTRONIC INC | | |
| MICROSOFT CORP | 793,068 | 831,083 |

| Name of Stock | End of Year Book Value | End of Year Fair Market Value |
|--------------------------------|------------------------|-------------------------------|
| MONSANTO COMPANY | 633,659 | 630,700 |
| NESTLE S A | 508,834 | 1,126,544 |
| NOVARTIS | 469,946 | 530,652 |
| OCCIDENTAL PETROLEUM CORP | 604,274 | 752,973 |
| PEPSICO INC | 672,933 | 689,642 |
| PHILIP MORRIS INTERNATIONAL IN | | |
| PROCTER & GAMBLE CO | 624,375 | 659,162 |
| PROGRESSIVE CORP/OHIO | 559,956 | 714,300 |
| QUALCOMM INC | 321,196 | 491,589 |
| ROCHE HOLDINGS LTD-SPONS ADR | 595,569 | 609,492 |
| SOUTHWESTERN ENERGY CO | 542,387 | 413,240 |
| STAPLES INC | 447,783 | 375,183 |
| SYSCO CORP | 452,599 | 661,509 |
| TEXAS INSTRUMENTS INC | 353,892 | 424,860 |
| TIFFANY & CO | 276,143 | 466,802 |
| UNION PACIFIC CORPORATION | 414,757 | 750,797 |
| US BANCORP | 583,811 | 643,871 |
| UTI WORLDWIDE | 470,007 | 244,058 |
| WAL-MART STORES INC | | |
| WALT DISNEY CO. | 408,265 | 452,063 |
| WELLS FARGO & CO. | 518,884 | 631,317 |

TY 2011 Investments Government Obligations Schedule

Name: McLean Contributionship

EIN: 23-6396940

US Government Securities - End of

Year Book Value:

3,644,291

US Government Securities - End of

Year Fair Market Value:

3,989,440

**State & Local Government
Securities - End of Year Book**

Value:

147,171

**State & Local Government
Securities - End of Year Fair**

Market Value:

150,900

TY 2011 Investments - Other Schedule

Name: McLean Contributionship

EIN: 23-6396940

| Category / Item | Listed at Cost or FMV | Book Value | End of Year Fair Market Value |
|--------------------------------|-----------------------|------------|-------------------------------|
| FEDERATED PRIME OBLIGATION#396 | AT COST | 1,492,194 | 1,492,194 |

TY 2011 Land, Etc. Schedule**Name:** McLean Contributionship**EIN:** 23-6396940

TY 2011 Other Decreases Schedule**Name:** McLean Contributionship**EIN:** 23-6396940

| Description | Amount |
|-------------------------------------|--------|
| RETAINED EARNINGS ADJUSTMENT DUE TO | 56,905 |
| INCORRECT CASH BALANCE REPORTED AS | 0 |
| 12/31/2010 | 0 |

TY 2011 Other Expenses Schedule**Name:** McLean Contributionship**EIN:** 23-6396940

| Description | Revenue and Expenses per Books | Net Investment Income | Adjusted Net Income | Disbursements for Charitable Purposes |
|------------------------------|-----------------------------------|--------------------------|---------------------|--|
| CUSTODIAN FEES | 21,699 | 21,699 | 21,699 | |
| DUES | 11,620 | | | 11,620 |
| MANAGEMENT FEES | 99,251 | | | 99,251 |
| SOFTWARE MAINTENANCE | 3,399 | | | 3,399 |
| RESEARCH BOOKS & PERIODICALS | 822 | | | 822 |
| MISCELLANEOUS | | | | |

TY 2011 Other Income Schedule

Name: McLean Contributionship

EIN: 23-6396940

| Description | Revenue And Expenses Per Books | Net Investment Income | Adjusted Net Income |
|---------------------------------------|-----------------------------------|--------------------------|---------------------|
| BRISTOL MISC ADJUSTMENT | 2 | | |
| CLASS ACTION SETTLEMENT / LUCENT TECH | 45 | | |
| CLASS ACTION SETTLEMENT / MOTOROLA | 20 | | |

TY 2011 Other Increases Schedule

Name: McLean Contributionship

EIN: 23-6396940

| Description | Amount |
|--|--------|
| INVESTMENT COST ADJUSTMENT BY J. W. | 712 |
| BRISTOL & CO. TO MATCH BRYN MAWR TRUST | 0 |
| INVESTMENT COST | 0 |

TY 2011 Other Professional Fees Schedule

Name: McLean Contributionship

EIN: 23-6396940

| Category | Amount | Net Investment Income | Adjusted Net Income | Disbursements for Charitable Purposes |
|--------------------|---------|--------------------------|------------------------|---|
| INVESTMENT MANAGER | 120,677 | 120,677 | 120,677 | |

TY 2011 Taxes Schedule

Name: McLean Contributionship

EIN: 23-6396940

| Category | Amount | Net Investment Income | Adjusted Net Income | Disbursements for Charitable Purposes |
|--------------|--------|--------------------------|------------------------|---|
| EXCISE TAXES | 60,000 | | | |

Additional Data

Software ID:
Software Version:
EIN: 23-6396940
Name: McLean Contributionship

Form 990PF - Special Condition Description:

| |
|--------------------------------------|
| Special Condition Description |
|--------------------------------------|