



See a Social Security Number? Say Something!
Report Privacy Problems to <https://public.resource.org/privacy>
Or call the IRS Identity Theft Hotline at 1-800-908-4490



**Return of Private Foundation
or Section 4947(a)(1) Nonexempt Charitable Trust
Treated as a Private Foundation**

2011

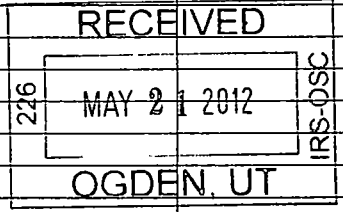
Department of the Treasury
Internal Revenue Service

Note. The foundation may be able to use a copy of this return to satisfy state reporting requirements.

For calendar year 2011 or tax year beginning _____, and ending _____

Name of foundation ROSS CHARITABLE TRUST C/O DENNIS L. ROSS, M.D.		A Employer identification number 20-6567754
Number and street (or P O box number if mail is not delivered to street address) 747 N. LINDEN COURT		B Telephone number 316-634-0357
City or town, state, and ZIP code WICHITA, KS 67206-4004		C If exemption application is pending, check here <input type="checkbox"/>
G Check all that apply: <input type="checkbox"/> Initial return <input type="checkbox"/> Initial return of a former public charity <input type="checkbox"/> Final return <input type="checkbox"/> Amended return <input type="checkbox"/> Address change <input type="checkbox"/> Name change		D 1 Foreign organizations, check here <input type="checkbox"/> Foreign organizations meeting the 85% test, 2. check here and attach computation <input type="checkbox"/>
H Check type of organization: <input checked="" type="checkbox"/> Section 501(c)(3) exempt private foundation <input type="checkbox"/> Section 4947(a)(1) nonexempt charitable trust <input type="checkbox"/> Other taxable private foundation		E If private foundation status was terminated under section 507(b)(1)(A), check here <input type="checkbox"/>
I Fair market value of all assets at end of year (from Part II, col. (c), line 16) \$ 3,080,473.	J Accounting method: <input checked="" type="checkbox"/> Cash <input type="checkbox"/> Accrual <input type="checkbox"/> Other (specify) _____	F If the foundation is in a 60-month termination under section 507(b)(1)(B), check here <input type="checkbox"/>

Part I Analysis of Revenue and Expenses <small>(The total of amounts in columns (b), (c), and (d) may not necessarily equal the amounts in column (a))</small>		(a) Revenue and expenses per books	(b) Net investment income	(c) Adjusted net income	(d) Disbursements for charitable purposes (cash basis only)
1 Contributions, gifts, grants, etc., received				N/A	
2 Check <input checked="" type="checkbox"/> if the foundation is not required to attach Sch B					
3 Interest on savings and temporary cash investments		17.	17.		STATEMENT 1
4 Dividends and interest from securities		77,917.	77,917.		STATEMENT 2
5a Gross rents					
b Net rental income or (loss)					
6a Net gain or (loss) from sale of assets not on line 10		64,724.			
b Gross sales price for all assets on line 6a		2,880,038.			
7 Capital gain net income (from Part IV, line 2)			64,724.		
8 Net short-term capital gain					
9 Income modifications					
10a Gross sales less returns and allowances					
b Less Cost of goods sold					
c Gross profit or (loss)					
11 Other income		455.	455.		STATEMENT 3
12 Total Add lines 1 through 11		143,113.	143,113.		
13 Compensation of officers, directors, trustees, etc		0.	0.		0.
14 Other employee salaries and wages					
15 Pension plans, employee benefits					
16a Legal fees					
b Accounting fees STMT 4		2,448.	1,836.		612.
c Other professional fees					
17 Interest					
18 Taxes STMT 5		6,751.	4,548.		0.
19 Depreciation and depletion					
20 Occupancy					
21 Travel, conferences, and meetings					
22 Printing and publications					
23 Other expenses STMT 6		41,996.	41,996.		0.
24 Total operating and administrative expenses Add lines 13 through 23		51,195.	48,380.		612.
25 Contributions, gifts, grants paid		245,000.			245,000.
26 Total expenses and disbursements. Add lines 24 and 25		296,195.	48,380.		245,612.
27 Subtract line 26 from line 12:					
a Excess of revenue over expenses and disbursements		<153,082.>			
b Net investment income (if negative, enter -0-)			94,733.		
c Adjusted net income (if negative, enter -0-)				N/A	



ROSS CHARITABLE TRUST
C/O DENNIS L. ROSS, M.D.

Form 990-PF (2011)

20-6567754 Page 2

Part II Balance Sheets		Attached schedules and amounts in the description column should be for end-of-year amounts only		
		Beginning of year (a) Book Value	End of year (b) Book Value (c) Fair Market Value	
Assets	1 Cash - non-interest-bearing			
	2 Savings and temporary cash investments	112,930.	204,666.	204,666.
	3 Accounts receivable ▶ 573.			
	Less: allowance for doubtful accounts ▶	1,008.	573.	573.
	4 Pledges receivable ▶			
	Less: allowance for doubtful accounts ▶			
	5 Grants receivable			
	6 Receivables due from officers, directors, trustees, and other disqualified persons			
	7 Other notes and loans receivable ▶			
	Less: allowance for doubtful accounts ▶			
	8 Inventories for sale or use			
	9 Prepaid expenses and deferred charges			
	10a Investments - U.S. and state government obligations			
	b Investments - corporate stock STMT 7	2,976,056.	2,881,679.	2,875,234.
	c Investments - corporate bonds			
11 Investments - land, buildings, and equipment: basis ▶				
Less: accumulated depreciation ▶				
12 Investments - mortgage loans				
13 Investments - other				
14 Land, buildings, and equipment: basis ▶				
Less: accumulated depreciation ▶				
15 Other assets (describe ▶)				
16 Total assets (to be completed by all filers)	3,089,994.	3,086,918.	3,080,473.	
Liabilities	17 Accounts payable and accrued expenses		2,448.	
	18 Grants payable			
	19 Deferred revenue			
	20 Loans from officers, directors, trustees, and other disqualified persons			
	21 Mortgages and other notes payable			
	22 Other liabilities (describe ▶ STATEMENT 8)	0.	147,581.	
23 Total liabilities (add lines 17 through 22)	0.	150,029.		
Net Assets or Fund Balances	Foundations that follow SFAS 117, check here ▶ <input type="checkbox"/>			
	24 Unrestricted and complete lines 24 through 26 and lines 30 and 31			
	25 Temporarily restricted			
	26 Permanently restricted			
	Foundations that do not follow SFAS 117, check here ▶ <input checked="" type="checkbox"/>			
	and complete lines 27 through 31.			
	27 Capital stock, trust principal, or current funds	3,089,994.	2,936,889.	
	28 Paid-in or capital surplus, or land, bldg., and equipment fund	0.	0.	
29 Retained earnings, accumulated income, endowment, or other funds	0.	0.		
30 Total net assets or fund balances	3,089,994.	2,936,889.		
31 Total liabilities and net assets/fund balances	3,089,994.	3,086,918.		

Part III Analysis of Changes in Net Assets or Fund Balances

1 Total net assets or fund balances at beginning of year - Part II, column (a), line 30 (must agree with end-of-year figure reported on prior year's return)	1	3,089,994.
2 Enter amount from Part I, line 27a	2	<153,082.>
3 Other increases not included in line 2 (itemize) ▶ NONDIVIDEND DISTRIBUTIONS	3	51.
4 Add lines 1, 2, and 3	4	2,936,963.
5 Decreases not included in line 2 (itemize) ▶ CORRECTION OF STOCK BASIS	5	74.
6 Total net assets or fund balances at end of year (line 4 minus line 5) - Part II, column (b), line 30	6	2,936,889.

ROSS CHARITABLE TRUST

Form 990-PF (2011)

C/O DENNIS L. ROSS, M.D.

20-6567754

Page 3

Part IV Capital Gains and Losses for Tax on Investment Income

(a) List and describe the kind(s) of property sold (e.g., real estate, 2-story brick warehouse; or common stock, 200 shs. MLC Co.)		(b) How acquired P - Purchase D - Donation	(c) Date acquired (mo., day, yr.)	(d) Date sold (mo., day, yr.)
1a				
b	SEE ATTACHED STATEMENT			
c				
d				
e				
(e) Gross sales price	(f) Depreciation allowed (or allowable)	(g) Cost or other basis plus expense of sale	(h) Gain or (loss) (e) plus (f) minus (g)	
a				
b				
c				
d				
e	2,880,038.	2,815,314.	64,724.	
Complete only for assets showing gain in column (h) and owned by the foundation on 12/31/69				(I) Gains (Col. (h) gain minus col. (k), but not less than -0-) or Losses (from col. (h))
(i) F.M.V. as of 12/31/69	(j) Adjusted basis as of 12/31/69	(k) Excess of col. (i) over col. (j), if any		
a				
b				
c				
d				
e			64,724.	
2	Capital gain net income or (net capital loss) { If gain, also enter in Part I, line 7 If (loss), enter -0- in Part I, line 7 }		2	64,724.
3	Net short-term capital gain or (loss) as defined in sections 1222(5) and (6): If gain, also enter in Part I, line 8, column (c). If (loss), enter -0- in Part I, line 8		3	N/A

Part V Qualification Under Section 4940(e) for Reduced Tax on Net Investment Income

(For optional use by domestic private foundations subject to the section 4940(a) tax on net investment income.)

If section 4940(d)(2) applies, leave this part blank.

Was the foundation liable for the section 4942 tax on the distributable amount of any year in the base period? Yes No

If "Yes," the foundation does not qualify under section 4940(e). Do not complete this part.

1 Enter the appropriate amount in each column for each year; see instructions before making any entries.

(a) Base period years Calendar year (or tax year beginning in)	(b) Adjusted qualifying distributions	(c) Net value of noncharitable-use assets	(d) Distribution ratio (col. (b) divided by col. (c))	
2010	150,810.	3,192,321.	.047241	
2009	240,706.	2,821,749.	.085304	
2008	76,887.	3,749,957.	.020503	
2007	204,156.	4,346,334.	.046972	
2006	262,017.	4,203,438.	.062334	
2	Total of line 1, column (d)		2	.262354
3	Average distribution ratio for the 5-year base period - divide the total on line 2 by 5, or by the number of years the foundation has been in existence if less than 5 years		3	.052471
4	Enter the net value of noncharitable-use assets for 2011 from Part X, line 5		4	3,337,427.
5	Multiply line 4 by line 3		5	175,118.
6	Enter 1% of net investment income (1% of Part I, line 27b)		6	947.
7	Add lines 5 and 6		7	176,065.
8	Enter qualifying distributions from Part XII, line 4		8	245,612.

If line 8 is equal to or greater than line 7, check the box in Part VI, line 1b, and complete that part using a 1% tax rate. See the Part VI instructions.

ROSS CHARITABLE TRUST

Form 990-PF (2011)

C/O DENNIS L. ROSS, M.D.

20-6567754

Page 4

Part VI Excise Tax Based on Investment Income (Section 4940(a), 4940(b), 4940(e), or 4948 - see instructions)

1a	Exempt operating foundations described in section 4940(d)(2), check here <input type="checkbox"/> and enter "N/A" on line 1. Date of ruling or determination letter: _____ (attach copy of letter if necessary-see instructions)		
b	Domestic foundations that meet the section 4940(e) requirements in Part V, check here <input checked="" type="checkbox"/> and enter 1% of Part I, line 27b	1	947.
c	All other domestic foundations enter 2% of line 27b. Exempt foreign organizations enter 4% of Part I, line 12, col. (b).		
2	Tax under section 511 (domestic section 4947(a)(1) trusts and taxable foundations only. Others enter -0-)	2	0.
3	Add lines 1 and 2	3	947.
4	Subtitle A (income) tax (domestic section 4947(a)(1) trusts and taxable foundations only. Others enter -0-)	4	0.
5	Tax based on investment income Subtract line 4 from line 3. If zero or less, enter -0-	5	947.
6	Credits/Payments:		
a	2011 estimated tax payments and 2010 overpayment credited to 2011	6a	1,900.
b	Exempt foreign organizations - tax withheld at source	6b	
c	Tax paid with application for extension of time to file (Form 8868)	6c	
d	Backup withholding erroneously withheld	6d	
7	Total credits and payments Add lines 6a through 6d	7	1,900.
8	Enter any penalty for underpayment of estimated tax. Check here <input type="checkbox"/> if Form 2220 is attached	8	
9	Tax due. If the total of lines 5 and 8 is more than line 7, enter amount owed	9	
10	Overpayment. If line 7 is more than the total of lines 5 and 8, enter the amount overpaid	10	953.
11	Enter the amount of line 10 to be Credited to 2012 estimated tax <input checked="" type="checkbox"/> 953. Refunded <input checked="" type="checkbox"/>	11	0.

Part VII-A Statements Regarding Activities

	Yes	No
1a		X
1b		X
1c		X
2		X
3		X
4a		X
4b		
5		X
6	X	
7	X	
8a		
8b	X	
9		X
10		X

N/A

Form 990-PF (2011)

ROSS CHARITABLE TRUST

Form 990-PF (2011)

C/O DENNIS L. ROSS, M.D.

20-6567754 Page 5

Part VII-A Statements Regarding Activities (continued)

11	At any time during the year, did the foundation, directly or indirectly, own a controlled entity within the meaning of section 512(b)(13)? If "Yes," attach schedule (see instructions)			X
12	Did the foundation make a distribution to a donor advised fund over which the foundation or a disqualified person had advisory privileges? If "Yes," attach statement (see instructions)			X
13	Did the foundation comply with the public inspection requirements for its annual returns and exemption application? Website address ▶ <u>N/A</u>		X	
14	The books are in care of ▶ <u>DENNIS L. ROSS, M.D.</u> Telephone no. ▶ <u>316-634-0357</u> Located at ▶ <u>747 N. LINDEN COURT, WICHITA, KS</u> ZIP+4 ▶ <u>67206-4004</u>			
15	Section 4947(a)(1) nonexempt charitable trusts filing Form 990-PF in lieu of Form 1041 - Check here and enter the amount of tax-exempt interest received or accrued during the year		15	N/A
16	At any time during calendar year 2011, did the foundation have an interest in or a signature or other authority over a bank, securities, or other financial account in a foreign country? See the instructions for exceptions and filing requirements for Form TD F 90-22.1. If "Yes," enter the name of the foreign country ▶		16	Yes No X

Part VII-B Statements Regarding Activities for Which Form 4720 May Be Required

File Form 4720 if any item is checked in the "Yes" column, unless an exception applies.		Yes	No
1a	During the year did the foundation (either directly or indirectly):		
(1)	Engage in the sale or exchange, or leasing of property with a disqualified person? <input type="checkbox"/> Yes <input checked="" type="checkbox"/> No		
(2)	Borrow money from, lend money to, or otherwise extend credit to (or accept it from) a disqualified person? <input type="checkbox"/> Yes <input checked="" type="checkbox"/> No		
(3)	Furnish goods, services, or facilities to (or accept them from) a disqualified person? <input type="checkbox"/> Yes <input checked="" type="checkbox"/> No		
(4)	Pay compensation to, or pay or reimburse the expenses of, a disqualified person? <input type="checkbox"/> Yes <input checked="" type="checkbox"/> No		
(5)	Transfer any income or assets to a disqualified person (or make any of either available for the benefit or use of a disqualified person)? <input type="checkbox"/> Yes <input checked="" type="checkbox"/> No		
(6)	Agree to pay money or property to a government official? (Exception. Check "No" if the foundation agreed to make a grant to or to employ the official for a period after termination of government service, if terminating within 90 days.) <input type="checkbox"/> Yes <input checked="" type="checkbox"/> No		
b	If any answer is "Yes" to 1a(1)-(6), did any of the acts fail to qualify under the exceptions described in Regulations section 53.4941(d)-3 or in a current notice regarding disaster assistance (see instructions)? Organizations relying on a current notice regarding disaster assistance check here		N/A
c	Did the foundation engage in a prior year in any of the acts described in 1a, other than excepted acts, that were not corrected before the first day of the tax year beginning in 2011?	1c	X
2	Taxes on failure to distribute income (section 4942) (does not apply for years the foundation was a private operating foundation defined in section 4942(j)(3) or 4942(j)(5)):		
a	At the end of tax year 2011, did the foundation have any undistributed income (lines 6d and 6e, Part XIII) for tax year(s) beginning before 2011? <input type="checkbox"/> Yes <input checked="" type="checkbox"/> No If "Yes," list the years ▶ _____		
b	Are there any years listed in 2a for which the foundation is not applying the provisions of section 4942(a)(2) (relating to incorrect valuation of assets) to the year's undistributed income? (If applying section 4942(a)(2) to all years listed, answer "No" and attach statement - see instructions.)	2b	N/A
c	If the provisions of section 4942(a)(2) are being applied to any of the years listed in 2a, list the years here. ▶ _____		
3a	Did the foundation hold more than a 2% direct or indirect interest in any business enterprise at any time during the year? <input type="checkbox"/> Yes <input checked="" type="checkbox"/> No		
b	If "Yes," did it have excess business holdings in 2011 as a result of (1) any purchase by the foundation or disqualified persons after May 26, 1969; (2) the lapse of the 5-year period (or longer period approved by the Commissioner under section 4943(c)(7)) to dispose of holdings acquired by gift or bequest; or (3) the lapse of the 10-, 15-, or 20-year first phase holding period? (Use Schedule C, Form 4720, to determine if the foundation had excess business holdings in 2011)	3b	N/A
4a	Did the foundation invest during the year any amount in a manner that would jeopardize its charitable purposes?	4a	X
b	Did the foundation make any investment in a prior year (but after December 31, 1969) that could jeopardize its charitable purpose that had not been removed from jeopardy before the first day of the tax year beginning in 2011?	4b	X

Form 990-PF (2011)

ROSS CHARITABLE TRUST

Form 990-PF (2011)

C/O DENNIS L. ROSS, M.D.

20-6567754

Page 6

Part VII-B Statements Regarding Activities for Which Form 4720 May Be Required (continued)

5a During the year did the foundation pay or incur any amount to:

(1) Carry on propaganda, or otherwise attempt to influence legislation (section 4945(e))? Yes No

(2) Influence the outcome of any specific public election (see section 4955); or to carry on, directly or indirectly, any voter registration drive? Yes No

(3) Provide a grant to an individual for travel, study, or other similar purposes? Yes No

(4) Provide a grant to an organization other than a charitable, etc., organization described in section 509(a)(1), (2), or (3), or section 4940(d)(2)? Yes No

(5) Provide for any purpose other than religious, charitable, scientific, literary, or educational purposes, or for the prevention of cruelty to children or animals? Yes No

b If any answer is "Yes" to 5a(1)-(5), did any of the transactions fail to qualify under the exceptions described in Regulations section 53.4945 or in a current notice regarding disaster assistance (see instructions)? Yes No
Organizations relying on a current notice regarding disaster assistance check here Yes No

c If the answer is "Yes" to question 5a(4), does the foundation claim exemption from the tax because it maintained expenditure responsibility for the grant? Yes No
If "Yes," attach the statement required by Regulations section 53.4945-5(d). N/A

6a Did the foundation, during the year, receive any funds, directly or indirectly, to pay premiums on a personal benefit contract? Yes No

b Did the foundation, during the year, pay premiums, directly or indirectly, on a personal benefit contract? Yes No
If "Yes" to 6b, file Form 8870.

7a At any time during the tax year, was the foundation a party to a prohibited tax shelter transaction? Yes No

b If "Yes," did the foundation receive any proceeds or have any net income attributable to the transaction? Yes No

Part VIII Information About Officers, Directors, Trustees, Foundation Managers, Highly Paid Employees, and Contractors

1 List all officers, directors, trustees, foundation managers and their compensation.

(a) Name and address	(b) Title, and average hours per week devoted to position	(c) Compensation (If not paid, enter -0-)	(d) Contributions to employee benefit plans and deferred compensation	(e) Expense account, other allowances
DENNIS L. ROSS, M.D. 747 N. LINDEN COURT WICHITA, KS 67206	TRUSTEE 1.00	0.	0.	0.
ANN M. ROSS 747 N. LINDEN COURT WICHITA, KS 67206	TRUSTEE 1.00	0.	0.	0.

2 Compensation of five highest-paid employees (other than those included on line 1). If none, enter "NONE."

(a) Name and address of each employee paid more than \$50,000	(b) Title, and average hours per week devoted to position	(c) Compensation	(d) Contributions to employee benefit plans and deferred compensation	(e) Expense account, other allowances
NONE				

Total number of other employees paid over \$50,000 0

Form 990-PF (2011)

ROSS CHARITABLE TRUST

Form 990-PF (2011)

C/O DENNIS L. ROSS, M.D.

20-6567754

Page 7

Part VIII Information About Officers, Directors, Trustees, Foundation Managers, Highly Paid Employees, and Contractors *(continued)*

3 Five highest-paid independent contractors for professional services. If none, enter "NONE."

(a) Name and address of each person paid more than \$50,000	(b) Type of service	(c) Compensation
NONE		

Total number of others receiving over \$50,000 for professional services

0

Part IX-A Summary of Direct Charitable Activities

List the foundation's four largest direct charitable activities during the tax year. Include relevant statistical information such as the number of organizations and other beneficiaries served, conferences convened, research papers produced, etc.	Expenses
1 N/A	
2	
3	
4	

Part IX-B Summary of Program-Related Investments

Describe the two largest program-related investments made by the foundation during the tax year on lines 1 and 2.	Amount
1 N/A	
2	
All other program-related investments. See instructions.	
3	
Total. Add lines 1 through 3	0.

Form 990-PF (2011)

ROSS CHARITABLE TRUST
C/O DENNIS L. ROSS, M.D.

Form 990-PF (2011)

20-6567754 Page 8

Part X Minimum Investment Return (All domestic foundations must complete this part. Foreign foundations, see instructions.)

1	Fair market value of assets not used (or held for use) directly in carrying out charitable, etc., purposes:		
a	Average monthly fair market value of securities	1a	3,199,117.
b	Average of monthly cash balances	1b	189,134.
c	Fair market value of all other assets	1c	
d	Total (add lines 1a, b, and c)	1d	3,388,251.
e	Reduction claimed for blockage or other factors reported on lines 1a and 1c (attach detailed explanation)	1e	0.
2	Acquisition indebtedness applicable to line 1 assets	2	0.
3	Subtract line 2 from line 1d	3	3,388,251.
4	Cash deemed held for charitable activities. Enter 1 1/2% of line 3 (for greater amount, see instructions)	4	50,824.
5	Net value of noncharitable-use assets. Subtract line 4 from line 3. Enter here and on Part V, line 4	5	3,337,427.
6	Minimum investment return. Enter 5% of line 5	6	166,871.

Part XI Distributable Amount (see instructions) (Section 4942(j)(3) and (j)(5) private operating foundations and certain foreign organizations check here and do not complete this part.)

1	Minimum investment return from Part X, line 6	1	166,871.
2a	Tax on investment income for 2011 from Part VI, line 5	2a	947.
b	Income tax for 2011. (This does not include the tax from Part VI.)	2b	
c	Add lines 2a and 2b	2c	947.
3	Distributable amount before adjustments. Subtract line 2c from line 1	3	165,924.
4	Recoveries of amounts treated as qualifying distributions	4	0.
5	Add lines 3 and 4	5	165,924.
6	Deduction from distributable amount (see instructions)	6	0.
7	Distributable amount as adjusted. Subtract line 6 from line 5. Enter here and on Part XIII, line 1	7	165,924.

Part XII Qualifying Distributions (see instructions)

1	Amounts paid (including administrative expenses) to accomplish charitable, etc., purposes:		
a	Expenses, contributions, gifts, etc. - total from Part I, column (d), line 26	1a	245,612.
b	Program-related investments - total from Part IX-B	1b	0.
2	Amounts paid to acquire assets used (or held for use) directly in carrying out charitable, etc., purposes	2	
3	Amounts set aside for specific charitable projects that satisfy the:		
a	Suitability test (prior IRS approval required)	3a	
b	Cash distribution test (attach the required schedule)	3b	
4	Qualifying distributions. Add lines 1a through 3b. Enter here and on Part V, line 8, and Part XIII, line 4	4	245,612.
5	Foundations that qualify under section 4940(e) for the reduced rate of tax on net investment income. Enter 1% of Part I, line 27b	5	947.
6	Adjusted qualifying distributions. Subtract line 5 from line 4	6	244,665.

Note. The amount on line 6 will be used in Part V, column (b), in subsequent years when calculating whether the foundation qualifies for the section 4940(e) reduction of tax in those years.

Form 990-PF (2011)

ROSS CHARITABLE TRUST
C/O DENNIS L. ROSS, M.D.

Form 990-PF (2011)

20-6567754 Page 9

Part XIII Undistributed Income (see instructions)

	(a) Corpus	(b) Years prior to 2010	(c) 2010	(d) 2011
1 Distributable amount for 2011 from Part XI, line 7				165,924.
2 Undistributed income, if any, as of the end of 2011				
a Enter amount for 2010 only			0.	
b Total for prior years:		0.		
3 Excess distributions carryover, if any, to 2011:				
a From 2006				
b From 2007				
c From 2008				
d From 2009	5,979.			
e From 2010				
f Total of lines 3a through e	5,979.			
4 Qualifying distributions for 2011 from Part XII, line 4: ▶ \$ 245,612.				
a Applied to 2010, but not more than line 2a			0.	
b Applied to undistributed income of prior years (Election required - see instructions)		0.		
c Treated as distributions out of corpus (Election required - see instructions)	0.			
d Applied to 2011 distributable amount				165,924.
e Remaining amount distributed out of corpus	79,688.			
5 Excess distributions carryover applied to 2011 (If an amount appears in column (d), the same amount must be shown in column (a))	0.			0.
6 Enter the net total of each column as indicated below:				
a Corpus Add lines 3f, 4c, and 4e Subtract line 5	85,667.			
b Prior years' undistributed income. Subtract line 4b from line 2b		0.		
c Enter the amount of prior years' undistributed income for which a notice of deficiency has been issued, or on which the section 4942(a) tax has been previously assessed		0.		
d Subtract line 6c from line 6b. Taxable amount - see instructions		0.		
e Undistributed income for 2010. Subtract line 4a from line 2a. Taxable amount - see instr.			0.	
f Undistributed income for 2011. Subtract lines 4d and 5 from line 1. This amount must be distributed in 2012				0.
7 Amounts treated as distributions out of corpus to satisfy requirements imposed by section 170(b)(1)(F) or 4942(g)(3)	0.			
8 Excess distributions carryover from 2006 not applied on line 5 or line 7	0.			
9 Excess distributions carryover to 2012. Subtract lines 7 and 8 from line 6a	85,667.			
10 Analysis of line 9:				
a Excess from 2007				
b Excess from 2008				
c Excess from 2009	5,979.			
d Excess from 2010				
e Excess from 2011	79,688.			

ROSS CHARITABLE TRUST

Part XIV Private Operating Foundations (see instructions and Part VII-A, question 9) N/A

- 1 a If the foundation has received a ruling or determination letter that it is a private operating foundation, and the ruling is effective for 2011, enter the date of the ruling ▶
- b Check box to indicate whether the foundation is a private operating foundation described in section 4942(j)(3) or 4942(j)(5)

	Tax year	Prior 3 years			(e) Total
	(a) 2011	(b) 2010	(c) 2009	(d) 2008	
2 a Enter the lesser of the adjusted net income from Part I or the minimum investment return from Part X for each year listed					
b 85% of line 2a					
c Qualifying distributions from Part XII, line 4 for each year listed					
d Amounts included in line 2c not used directly for active conduct of exempt activities					
e Qualifying distributions made directly for active conduct of exempt activities. Subtract line 2d from line 2c					
3 Complete 3a, b, or c for the alternative test relied upon:					
a "Assets" alternative test - enter:					
(1) Value of all assets					
(2) Value of assets qualifying under section 4942(j)(3)(B)(i)					
b "Endowment" alternative test - enter 2/3 of minimum investment return shown in Part X, line 6 for each year listed					
c "Support" alternative test - enter:					
(1) Total support other than gross investment income (interest, dividends, rents, payments on securities loans (section 512(a)(5)), or royalties)					
(2) Support from general public and 5 or more exempt organizations as provided in section 4942(j)(3)(B)(iii)					
(3) Largest amount of support from an exempt organization					
(4) Gross investment income					

Part XV Supplementary Information (Complete this part only if the foundation had \$5,000 or more in assets at any time during the year-see instructions.)

- 1 Information Regarding Foundation Managers:
- a List any managers of the foundation who have contributed more than 2% of the total contributions received by the foundation before the close of any tax year (but only if they have contributed more than \$5,000). (See section 507(d)(2).)
- DENNIS L. ROSS, M.D.**
- b List any managers of the foundation who own 10% or more of the stock of a corporation (or an equally large portion of the ownership of a partnership or other entity) of which the foundation has a 10% or greater interest.

NONE

- 2 Information Regarding Contribution, Grant, Gift, Loan, Scholarship, etc., Programs:
- Check here if the foundation only makes contributions to preselected charitable organizations and does not accept unsolicited requests for funds. If the foundation makes gifts, grants, etc. (see instructions) to individuals or organizations under other conditions, complete items 2a, b, c, and d
- a The name, address, and telephone number of the person to whom applications should be addressed:
- b The form in which applications should be submitted and information and materials they should include:
- c Any submission deadlines.
- d Any restrictions or limitations on awards, such as by geographical areas, charitable fields, kinds of institutions, or other factors:

ROSS CHARITABLE TRUST

Form 990-PF (2011)

C/O DENNIS L. ROSS, M.D.

20-6567754 Page 11

Part XV Supplementary Information (continued)

3 Grants and Contributions Paid During the Year or Approved for Future Payment

Recipient Name and address (home or business)	If recipient is an individual, show any relationship to any foundation manager or substantial contributor	Foundation status of recipient	Purpose of grant or contribution	Amount
a Paid during the year				
CONCORDIA THEOLOGICAL SEMINARY 6600 N. CLINTON FT WAYNE, IN 46825	N/A	PUBLIC	GENERAL OPERATIONS	50,000.
HOLY CROSS LUTHERAN SCHOOL AND CHURCH 600 N. GREENWICH WICHITA, KS 67206	N/A	PUBLIC	GENERAL OPERATIONS	85,000.
LCMS WORLD MISSION 1333 S. KIRKWOOD RD ST. LOUIS, MO 63122	N/A	PUBLIC	GENERAL OPERATIONS	40,000.
WICHITA GRAND OPERA 225 W. DOUGLAS WICHITA, KS 67202	N/A	PUBLIC	GENERAL OPERATIONS	25,000.
KU ENDOWMNT PO BOX 928 LAWRENCE, KS 66044	N/A	PUBLIC	GENERAL OPERATIONS GENERAL OPERATIONS	25,000.
Total	SEE CONTINUATION SHEET(S)			245,000.
b Approved for future payment				
NONE				
Total				0.

Part IV Capital Gains and Losses for Tax on Investment Income

(a) List and describe the kind(s) of property sold, e.g., real estate, 2-story brick warehouse; or common stock, 200 shs. MLC Co.	(b) How acquired P - Purchase D - Donation	(c) Date acquired (mo., day, yr.)	(d) Date sold (mo., day, yr.)
1a SEE SCHEDULE D-1 (37690)	P	VARIOUS	VARIOUS
b SEE SCHEDULE D-1 (37690)	P	VARIOUS	VARIOUS
c SEE SCHEDULE D-2 (37804)	P	VARIOUS	VARIOUS
d SEE SCHEDULE D-2 (37804)	P	VARIOUS	VARIOUS
e CENTRAIS ELECTRICAS REDEMPTION'	P	VARIOUS	03/07/11
f SEE SCHEDULE D-3 (37805)	P	VARIOUS	VARIOUS
g SEE SCHEDULE D-3 (37805)	P	VARIOUS	VARIOUS
h SEE SCHEDULE D-4 (37806)	P	VARIOUS	VARIOUS
i SEE SCHEDULE D-4 (37806)	P	VARIOUS	VARIOUS
j COMPANHIA DE BEBIDAS REDEMPTION	P	VARIOUS	06/14/11
k CAPITAL GAINS DIVIDENDS			
l			
m			
n			
o			

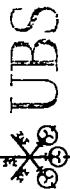
(e) Gross sales price	(f) Depreciation allowed (or allowable)	(g) Cost or other basis plus expense of sale	(h) Gain or (loss) (e) plus (f) minus (g)
a 26,614.		22,346.	4,268.
b 255,374.		217,763.	37,611.
c 233,458.		266,614.	<33,156.>
d 722,219.		832,342.	<110,123.>
e 3.		3.	0.
f 664,098.		670,714.	<6,616.>
g 201,635.		174,752.	26,883.
h 395,313.		399,971.	<4,658.>
i 381,142.		230,809.	150,333.
j 3.			3.
k 179.			179.
l			
m			
n			
o			

Complete only for assets showing gain in column (h) and owned by the foundation on 12/31/69			(l) Losses (from col. (h)) Gains (excess of col. (h) gain over col. (k), but not less than "-0-")
(i) F.M.V. as of 12/31/69	(j) Adjusted basis as of 12/31/69	(k) Excess of col. (i) over col. (j), if any	
a			4,268.
b			37,611.
c			<33,156.>
d			<110,123.>
e			0.
f			<6,616.>
g			26,883.
h			<4,658.>
i			150,333.
j			3.
k			179.
l			
m			
n			
o			

2 Capital gain net income or (net capital loss) (If gain, also enter in Part I, line 7 If (loss), enter "-0-" in Part I, line 7)	2	64,724.
3 Net short-term capital gain or (loss) as defined in sections 1222(5) and (6): If gain, also enter in Part I, line 8, column (c) If (loss), enter "-0-" in Part I, line 8	3	N/A

2011 Year End Summary

UBS Financial Services Inc
121 S Whittier St
Wichita KS 67207-1064



ENP7000029199 1211 X24 WT 0

Account name: DENNIS L ROSS & ANN M ROSS
TRUSTEES ROSS CHARITABLE TRUST
Friendly account name: Denny - NFJ
Account number: WT 37690 SJ

DENNIS L ROSS & ANN M ROSS
TRUSTEES ROSS CHARITABLE TRUST
U/A DATED 5/25/2005
747 LINDEN CT
WICHITA KS 67206-4004

Your Financial Advisor:
SMITH INVESTMENT GROUP
Phone 316-612-6500/866-311-9752

Summary of gains and losses

	Amount (\$)
Short term	4,267 65
Long term	37,610 58
Total	\$41,878.23

Realized gains and losses

Estimated 2011 gains and losses for transactions with trade dates through 12/30/11 have been incorporated into this statement. Please note that gain or loss recognized on the sale or redemption of certain Structured Products, like Contingent Debt Securities, may be ordinary, and not capital, gain or loss. Please check with your tax advisor. To calculate gains and losses, we liquidate the oldest security lot first. This is known as the first-in, first-out or FIFO accounting method. We use this method unless you specified which tax lot to close when you placed your order. This is known as a versus purchases or VSP order.

Short-term capital gains and losses

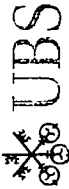
Security description	Method	Quantity or face value	Purchase date	Sale date	Wash sale cost basis adjustment(\$)	Cost basis (\$)	Sale amount (\$)	Loss (\$)	Gain (\$)
AMERIPRISE FINANCIAL INC	FIFO	42,000	Aug 30, 10	Mar 18, 11		1,820 29	2,549 62		729 33

continued next page

ROSS CHARITABLE TRUST
2011 20-6567754

SCHEDULE D-1, pg 1 of 5

See Important information about your statement on the last page of this statement for more information. This statement may not adjust gains and losses for all capital changes. Cost basis for coupon tax-exempt municipal securities subject to AMT, has been adjusted for mandatory amortization of bond premium. The Unclassified section can not be classified as short term or long term because information is missing. Product is one in which the gain/loss calculation is not provided.



Friendly account name: Denny - NFJ
 Account number: WT 37690 SJ

Realized gains and losses (continued)

Short-term capital gains and losses (continued)

Security description	Method	Quantity or face value	Purchase date	Sale date	Sale amount (\$)	Cost basis (\$)	Wash sale cost basis adjustment (\$)	Loss (\$)	Gain (\$)
BAXTER INTL INC	FIFO	175 000	May 19, 10	Mar 03, 11	9,426 87	7,501 24			1,925 63
	FIFO	155 000	May 19, 10	Mar 10, 11	8,107 25	6,643 95			1,463 30
LILLY ELI & CO	FIFO	55 000	May 05, 11	Nov 02, 11	2,062 06	2,100 16		-38 10	
PEPSICO INC	FIFO	15 000	Mar 03, 11	Nov 02, 11	935 23	950 04		-14 81	
TIME WARNER INC NEW	FIFO	32 000	Dec 07, 10	Nov 02, 11	1,069 18	1,006 08			63 10
VERIZON COMMUNICATIONS INC	FIFO	5 000	Sep 24, 10	May 04, 11	188 55	163 05			25 50
WAL MART STORES INC	FIFO	40 000	Jul 13, 11	Nov 02, 11	2,274 86	2,161 16			113 70
Total					\$26,613.62	\$22,345.97		-\$52.91	\$4,320.56

Net short-term capital gains and losses

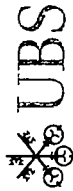
Long-term capital gains and losses

Security description	Method	Quantity or face value	Purchase date	Sale date	Sale amount (\$)	Cost basis (\$)	Wash sale cost basis adjustment (\$)	Loss (\$)	Gain (\$)
ALTRIA GROUP INC	FIFO	140 000	Apr 16, 08	Aug 05, 11	3,596 39	2,985 02			611 37
	FIFO	60 000	Mar 11, 09	Aug 05, 11	1,541 31	990 05			551 26
	FIFO	121 000	Mar 13, 09	Aug 05, 11	3,108 31	2,024 28			1,084 03
	FIFO	79 000	Mar 13, 09	Aug 10, 11	1,938 80	1,321 64			617 16
	FIFO	210 000	Apr 14, 10	Aug 10, 11	5,153 76	4,421 49			732 27
AMEREN CORP	FIFO	100 000	Aug 29, 07	Nov 02, 11	3,174 93	5,020 01		-1,845 08	
AMERIPRISE FINANCIAL INC	FIFO	22 000	Aug 30, 10	Nov 02, 11	990 03	953 48			36 55
ANNALY CAPITAL MANAGEMENT INC REIT	FIFO	120 000	Jul 08, 08	Aug 24, 11	2,147 95	1,802 58			345 37
	FIFO	50 000	Jul 08, 08	Sep 27, 11	863 88	751 08			112 80
	FIFO	189 000	Jul 15, 08	Sep 27, 11	3,265 46	2,754 24			511 22
	FIFO	161 000	Jul 15, 08	Sep 28, 11	2,714 09	2,346 21			367 88
	FIFO	320 000	Jul 17, 08	Sep 28, 11	5,394 45	4,638 59			755 86
	FIFO	30 000	Mar 18, 09	Sep 28, 11	505 73	431 61			74 12
	FIFO	40 000	Mar 23, 09	Sep 28, 11	674 31	572 32			101 99

continued next page

ROSS CHARITABLE TRUST
 2011 20-6567754

SCHEDULE D-1, pg 2 of 5



ACCESS

ROSS CHARITABLE TRUST
2011
20-6567754

Account name. DENNIS L ROSS & ANN M ROSS
Friendly account name Denny - NFJ
Account number. WT 37690 SJ

SCHEDULE D-1, pg 3 of 5

Realized gains and losses (continued)

Long-term capital gains and losses (continued)

Security description	Method	Quantity or face value	Purchase date	Sale date	Sale amount (\$)	Cost basis (\$)	Wash sale cost basis adjustment (\$)	Loss (\$)	Gain (\$)
CENTURYLINK INC	FIFO	88 000	Feb 23, 09	Aug 29, 11	3,114 04	2,198 67			915 37
	FIFO	21 000	Feb 23, 09	Aug 30, 11	743 90	524 68			219 22
	FIFO	81 000	Feb 27, 09	Aug 30, 11	2,869 35	2,112 01			757 34
	FIFO	7 000	Feb 27, 09	Sep 28, 11	237 28	182 52			54 76
	FIFO	88 000	Mar 04, 09	Sep 28, 11	2,982 93	2,214 40			768 53
	FIFO	112 000	Mar 12, 09	Sep 28, 11	3,796 45	2,743 36			1,053 09
CHESAPEAKE ENERGY CORP OKLA	FIFO	165 000	Nov 10, 09	Feb 10, 11	5,041 92	4,177 75			864 17
	FIFO	56 000	Nov 10, 09	Mar 18, 11	1,873 37	1,417 90			455 47
CHEVRON CORP	FIFO	43 000	Apr 13, 06	Jun 23, 11	4,244 87	2,519 37			1,725 50
	FIFO	19 000	Apr 13, 06	Nov 02, 11	1,984 70	1,113 21			871 49
CONOCOPHILLIPS	FIFO	35 000	Apr 05, 06	Mar 18, 11	2,679 98	2,325 36			354 62
	FIFO	68 000	Apr 13, 06	Mar 18, 11	5,206 83	4,563 48			643 35
DIAMOND OFFSHORE DRILLING INC	FIFO	50 000	Jan 12, 09	Jan 28, 11	3,558 43	2,940 64			617 79
	FIFO	90 000	Jul 28, 09	Jan 28, 11	6,405 17	8,315 69		-1,910 52	
	FIFO	10 000	Jul 28, 09	Nov 23, 11	589 14	589 14	-334 83		
	FIFO	15 000	Jul 29, 09	Nov 23, 11	883 70	1,169 76	-190 71	-286 06	
	FIFO	15 000	Apr 14, 10	Nov 23, 11	883 71	1,393 69		-509 98	
	FIFO	23 000	Apr 14, 10	Nov 25, 11	1,341 12	2,136 98		-795 86	
	FIFO	12 000	Apr 14, 10	Nov 28, 11	714 83	1,114 95		-400 12	
	FIFO	72 000	May 17, 10	Nov 28, 11	4,288 95	5,095 99		-807 04	
	FIFO	39 000	Aug 20, 10	Nov 28, 11	2,323 18	2,302 55			20 63
	FIFO	31 000	Aug 20, 10	Nov 30, 11	1,861 31	1,830 24			31 07
	FIFO	10 000	Nov 02, 11	Nov 30, 11	600 42	974 02	334 83	-373 60	
	FIFO	6 000	Nov 02, 11	Nov 30, 11	360 25	574 22	190 71	-213 97	
EDISON INTL	FIFO	81 000	Mar 04, 09	Nov 02, 11	3,263 75	2,014 55			1,249 20
FREEPORT-MCMORAN COPPER & GOLD INC	FIFO	41 000	Jan 11, 10	Nov 02, 11	1,624 90	1,624 90	-206 37		
GLAXO SMITHKLINE PLC ADR	FIFO	47 000	Jun 06, 07	Nov 02, 11	2,037 54	2,395 86		-358 32	

continued next page



Friendly account name: Denny - NFJ
 Account number: WT 37690 SJ

ROSS CHARITABLE TRUST
2011 **20-6567754**

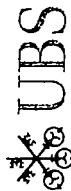
Realized gains and losses (continued)

SCHEDULE D-1, pg 4 of 5

Long-term capital gains and losses (continued)

Security description	Method	Quantity or face value	Purchase date	Sale date	Sale amount (\$)	Cost basis (\$)	Wash sale cost basis adjustment (\$)	Loss (\$)	Gain (\$)
HUNTINGTON INGALLS INDS INC	FIFO	12 000	Oct 23, 09	May 10, 11	482 09	345 40			136 69
	FIFO	9 000	Oct 26, 09	May 10, 11	361 57	264 95			96 62
	Adjustment	0 333	Oct 28, 09	Mar 31, 11	13 28	9 76			3 52
	FIFO	17 000	Oct 28, 09	May 10, 11	682 97	500 75			182 22
INTEL CORP	FIFO	126 000	Nov 11, 09	Jun 23, 11	2,727 84	2,497 87			229 97
	FIFO	220 000	Nov 11, 09	Oct 19, 11	5,380 28	4,361 37			1,018 91
INTL BUSINESS MACH	FIFO	29 000	Apr 02, 09	Oct 19, 11	5,176 87	2,879 10			2,297 77
	FIFO	1 000	Apr 02, 09	Nov 02, 11	184 28	99 28			85 00
	FIFO	5 000	Apr 07, 09	Nov 02, 11	921 37	497 21			424 16
JOHNSON & JOHNSON COM	FIFO	39 000	May 04, 09	Nov 02, 11	2,479 96	2,092 88			387 08
KIMBERLY CLARK CORP	FIFO	39 000	Apr 13, 06	Nov 02, 11	2,692 89	2,232 79			460 10
KRAFT FOODS INC CL A	FIFO	58 000	Apr 23, 07	Nov 02, 11	2,009 86	1,923 55			86 31
	FIFO	35 000	Apr 23, 07	Nov 07, 11	1,232 07	1,160 76			71 31
	FIFO	180 000	May 02, 07	Nov 07, 11	6,336 34	6,033 22			303 12
	FIFO	210 000	May 10, 07	Nov 07, 11	7,392 40	6,859 61			532 79
	FIFO	5 000	May 15, 07	Nov 07, 11	176 01	162 90			13 11
LUBRIZOL CORP NEW	FIFO	55 000	Jan 11, 10	Mar 15, 11	7,365 86	4,206 53			3,159 33
**MERGER EFF 09/2011 **	FIFO	50 000	Jan 26, 10	Mar 15, 11	6,696 24	4,080 68			2,615 56
	FIFO	40 000	Jan 27, 10	Mar 15, 11	5,356 99	3,248 87			2,108 12
MARATHON OIL CORP	FIFO	146 000	Apr 13, 06	Mar 18, 11	7,317 74	5,810 07			1,507 67
MARATHON PETROLEUM CO	FIFO	162 000	Apr 13, 06	Jul 13, 11	6,627 81	5,078 31			1,549 50
NEW YORK CMNTY BANCORP	FIFO	230 000	Jan 20, 09	Jun 24, 11	3,443 19	2,905 61			537 58
	FIFO	115 000	Jan 27, 09	Jun 24, 11	1,721 60	1,379 60			342 00
	FIFO	85 000	Jan 29, 09	Jun 24, 11	1,272 48	1,111 09			161 39
	FIFO	27 000	Feb 03, 09	Jun 24, 11	404 20	352 91			51 29
	FIFO	263 000	Feb 03, 09	Jun 28, 11	3,870 55	3,437 59			432 96
	FIFO	120 000	Feb 04, 09	Jun 28, 11	1,766 03	1,509 48			256 55

continued next page



ACCESS

Account name DENNIS L ROSS & ANN M ROSS
 Friendly account name Denny - NFJ
 Account number WT 37690 SJ


ROSS CHARITABLE TRUST
 2011 20-6567754

SCHEDULE D-1, pg 5 of 5

Realized gains and losses (continued)

Long-term capital gains and losses (continued)

Security description	Method	Quantity or face value	Purchase date	Sale date	Sale amount (\$)	Cost basis (\$)	Wash sale cost basis adjustment (\$)	Loss (\$)	Gain (\$)
PFIZER INC	FIFO	60 000	Apr 05, 06	May 03, 11	1,217 72	1,509 60		-291 88	
	FIFO	655 000	Apr 13, 06	May 03, 11	13,293 50	16,065 64		-2,772 14	
	FIFO	190 000	Apr 24, 06	May 03, 11	3,856 13	4,706 19		-850 06	
	FIFO	70 000	Apr 27, 06	May 03, 11	1,420 68	1,760 65		-339 97	
	FIFO	81 000	Apr 27, 06	Nov 02, 11	1,580 50	2,037 32		-456 82	
REYNOLDS AMERN INC (HOLDING CO)	FIFO	55 000	Apr 13, 06	May 31, 11	2,183 89	1,434 95			748 94
	FIFO	36 000	Apr 13, 06	Aug 24, 11	1,319 35	939 24			380 11
ROYAL DUTCH SHELL PLC	FIFO	65 000	Sep 06, 07	Jun 23, 11	4,436 16	5,237 13		-800 97	
CL A SPON ADR	FIFO	10 000	Sep 06, 07	Nov 02, 11	690 56	805 71		-115 15	
	FIFO	9 000	Sep 25, 07	Nov 02, 11	621 51	752 55		-131 04	
SANOFI SPON ADR	FIFO	42 000	Oct 25, 10	Nov 02, 11	1,439 02	1,468 54		-29 52	
TRAVELERS COS INC/THE	FIFO	30 000	Apr 13, 06	Nov 02, 11	1,725 26	1,232 84			492 42
VERIZON COMMUNICATIONS INC	FIFO	445 000	Apr 13, 06	May 04, 11	16,780 76	13,093 76			3,687 00
VF CORP	FIFO	27 000	Apr 13, 06	Jun 23, 11	2,812 75	1,514 80			1,297 95
	FIFO	153 000	Apr 13, 06	Jul 18, 11	17,322 03	8,583 88			8,738 15
Total					\$255,374.01	\$217,763.43		-\$13,288.10	\$50,898.68
Net long-term capital gains or losses									\$37,610.58
Net capital gains/losses.									\$41,878.23



UBS Financial Services Inc
121 S Whittier St
Wichita KS 67207-1064

ENP7000029205 1211 X24 WT 0

2011 Year End Summary

ROSS CHARITABLE TRUST
2011 20-6567754

SCHEDULE D-2, pg 1 of 14

DENNIS L ROSS & ANN M ROSS
TRUSTEES ROSS CHARITABLE TRUST
U/A DATED 5/25/2005
747 LINDEN CT
WICHITA KS 67206-4004

Account name: DENNIS L ROSS & ANN M ROSS
TRUSTEES ROSS CHARITABLE TRUST
Friendly account name: CRUT - NWQ
Account number: WT 37804 SJ

Your Financial Advisor:
SMITH INVESTMENT GROUP
Phone 316-612-6500/866-311-9752

Summary of gains and losses

	Amount (\$)
Short term	-33,155 89
Long term	-110,122 60
Total	\$-143,278.49

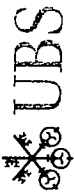
Realized gains and losses

Estimated 2011 gains and losses for transactions with trade dates through 12/30/11 have been incorporated into this statement. Please note that gain or loss recognized on the sale or redemption of certain Structured Products, like Contingent Debt Securities, may be ordinary, and not capital, gain or loss. Please check with your tax advisor. To calculate gains and losses, we liquidate the oldest security lot first. This is known as the first-in, first-out or FIFO accounting method. We use this method unless you specified which tax lot to close when you placed your order. This is known as a versus purchases or VSP order.

Short-term capital gains and losses

Security description	Method	Quantity or face value	Purchase date	Sale date	Sale amount (\$)	Cost basis (\$)	Wash sale cost basis adjustment(\$)	Loss (\$)	Gain (\$)
ALLIANZ SE ADR	FIFO	285 000	Aug 09, 11	Dec 28, 11	2,775 85	3,149 76		-373 91	

continued next page



Friendly account name: CRUT - NWQ
Account number WT 37804 SJ

ROSS CHARITABLE TRUST
2011 20-6567754

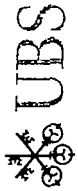
Realized gains and losses (continued)

SCHEDULE D-2, pg 2 of 14

Short-term capital gains and losses (continued)

Security description	Method	Quantity or face value	Purchase date	Sale date	Sale amount (\$)	Cost basis (\$)	Wash sale cost basis adjustment(\$)	Loss (\$)	Gain (\$)
ALSTOM ADR	FIFO	1,923 000	Aug 18, 11	Dec 28, 11	5,677 35	8,458 89		-2,781 54	
	FIFO	358 000	Oct 03, 11	Dec 28, 11	1,056 94	1,139 19		-82 25	
ALUMINA LTD SPON ADR	FIFO	124 000	May 19, 10	Jan 10, 11	1,236 62	685 52			551 10
	FIFO	172 000	May 19, 10	Jan 11, 11	1,666 07	950 88			715 19
	FIFO	457 000	Sep 28, 11	Dec 28, 11	2,143 29	2,559 15		-415 86	
ANGLOGOLD ASHANTI LTD NEW SPON ADR	FIFO	59 000	Feb 08, 11	Dec 28, 11	2,495 65	2,691 22		-195 57	
ASTRAZENECA PLC SPON ADR	FIFO	156 000	Feb 08, 11	Dec 28, 11	7,197 70	7,579 57		-381 87	
BARRICK GOLD CORP CAD	FIFO	115 000	Jan 20, 11	Dec 28, 11	5,243 90	5,396 75		-152 85	
	FIFO	21 000	Sep 27, 11	Dec 28, 11	957 58	1,018 26		-60 68	
CAMECO CORP CANADA CAD	FIFO	156 000	Mar 16, 11	Dec 28, 11	2,754 90	5,071 86		-2,316 96	
	FIFO	263 000	Aug 08, 11	Dec 28, 11	4,644 49	5,944 30		-1,299 81	
	FIFO	71 000	Aug 26, 11	Dec 28, 11	1,253 84	1,573 72		-319 88	
	FIFO	111 000	Dec 19, 11	Dec 28, 11	1,960 22	1,896 63			63 59
CARREFOUR SA SPON ADR	FIFO	1,057 000	Oct 04, 11	Dec 28, 11	4,619 00	4,730 71		-111 71	
	FIFO	695 000	Dec 19, 11	Dec 28, 11	3,037 09	2,969 60			67 49
CREDIT SUISSE GROUP SPON ADR	FIFO	67 000	Jun 24, 11	Dec 28, 11	1,573 13	2,544 66		-971 53	
	FIFO	213 000	Jun 27, 11	Dec 28, 11	5,001 14	8,043 24		-3,042 10	
	FIFO	53 000	Jun 28, 11	Dec 28, 11	1,244 42	2,036 41		-791 99	
	FIFO	88 000	Aug 17, 11	Dec 28, 11	2,066 20	2,582 90		-516 70	
DAICHI SANKYO CO LTD SPON ADR	FIFO	41 000	Apr 07, 11	Dec 28, 11	795 23	758 07			37 16
	FIFO	54 000	Apr 08, 11	Dec 28, 11	1,047 37	999 73			47 64
	FIFO	37 000	Apr 11, 11	Dec 28, 11	717 65	688 11			29 54
	FIFO	119 000	Apr 12, 11	Dec 28, 11	2,308 10	2,208 69			99 41
	FIFO	129 000	Apr 20, 11	Dec 28, 11	2,502 06	2,465 95			36 11
	FIFO	92 000	Apr 21, 11	Dec 28, 11	1,784 42	1,793 49		-9 07	
EAST JAPAN RAILWAY CO ADR	FIFO	409 000	Feb 24, 11	Dec 28, 11	4,196 26	4,731 68		-535 42	
	FIFO	415 000	Mar 02, 11	Dec 28, 11	4,257 81	4,838 90		-581 09	

continued next page



Resource Management Account

Account name: DENNIS L ROSS & ANN M ROSS
 Friendly account name: CRUT - NWQ
 Account number: WT 37804 SJ

ROSS CHARITABLE TRUST
 2011 20-6567754

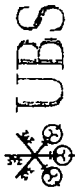
SCHEDULE D-2, pg 3 of 14

Realized gains and losses (continued)

Short-term capital gains and losses (continued)

Security description	Method	Quantity or face value	Purchase date	Sale date	Sale amount (\$)	Cost basis (\$)	Wash sale cost basis adjustment (\$)	Loss (\$)	Gain (\$)
ELECTRICITE DE FRANCE ADR	FIFO	643 000	Dec 16, 11	Dec 28, 11	3,073 48	2,995 42			78 06
FINMECCANICA SPA ADR	FIFO	1,783 000	Aug 04, 11	Dec 28, 11	3,138 02	6,236 22		-3,098 20	
	FIFO	21 000	Aug 05, 11	Dec 28, 11	36 96	72 71		-35 75	
GLAXO SMITHKLINE PLC ADR	FIFO	146 000	Feb 08, 11	Dec 28, 11	6,677 91	5,672 68			1,005 23
HOME RETAIL GROUP PLC SPON ADR	FIFO	107 000	Jan 07, 11	Dec 28, 11	576 72	1,361 19		-784 47	
	FIFO	166 000	Jan 10, 11	Dec 28, 11	894 72	2,112 28		-1,217 56	
	FIFO	103 000	Mar 10, 11	Dec 28, 11	555 16	1,311 89		-756 73	
	FIFO	364 000	Jun 09, 11	Dec 28, 11	1,961 92	4,344 30		-2,382 38	
	FIFO	281 000	Sep 06, 11	Dec 28, 11	1,514 56	2,129 25		-614 69	20 57
	FIFO	132 000	Dec 22, 11	Dec 28, 11	711 47	690 90			6 36
	FIFO	156 000	Dec 23, 11	Dec 28, 11	840 82	834 46			
KAZAKHGOLD GROUP LTD **NAME CHANGE EFF 08/2011** SPON GBP	Adjustment	0 680	Jul 22, 11	Jul 25, 11	2 41	2 41			
KINROSS GOLD CORP NEW CAD	FIFO	194 000	Jan 21, 11	Dec 28, 11	2,246 48	3,330 09		-1,083 61	
	FIFO	143 000	Feb 24, 11	Dec 28, 11	1,655 91	2,235 56		-579 65	
	FIFO	135 000	Oct 17, 11	Dec 28, 11	1,563 27	1,927 34		-364 07	
MARINE HARVEST ASA ADR	FIFO	359 000	Aug 25, 11	Dec 28, 11	3,119 65	4,010 82		-891 17	
	FIFO	372 000	Sep 09, 11	Dec 28, 11	3,232 61	4,055 32		-822 71	
MS&AD INS GROUP HLDGS ADR	FIFO	108 000	Apr 13, 11	Dec 28, 11	965 50	1,189 90		-224 40	
	FIFO	104 000	Apr 14, 11	Dec 28, 11	929 74	1,155 14		-225 40	
	FIFO	361 000	Apr 15, 11	Dec 28, 11	3,227 28	4,019 84		-792 56	
NEWCREST MINING LTD SPON AUSTRALIA ADR	FIFO	106 000	Dec 16, 11	Dec 28, 11	3,302 14	3,304 44		-2 30	
NEXEN INC CAD	FIFO	83 000	Aug 11, 11	Dec 28, 11	1,304 73	1,609 25		-304 52	
	FIFO	189 000	Sep 27, 11	Dec 28, 11	2,971 02	3,252 97		-281 95	
	FIFO	41 000	Dec 12, 11	Dec 28, 11	644 51	597 56			46 95

continued next page



ROSS CHARITABLE TRUST
2011
20-6567754

Friendly account name: CRUT - NWQ
 Account number: WT 37804 SJ

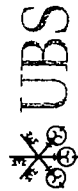
SCHEDULE D-2, pg 4 of 14

Realized gains and losses (continued)

Short-term capital gains and losses (continued)

Security description	Method	Quantity or face value	Purchase date	Sale date	Sale amount (\$)	Cost basis (\$)	Wash sale cost basis adjustment(\$)	Loss (\$)	Gain (\$)
NINTENDO LTD ADR NEW JAPAN ADR	FIFO	27 000	Dec 13, 11	Dec 28, 11	424 43	402 07			22 36
NOKIA CORP SPONS ADR FINLAND ADR	FIFO	223 000	Aug 01, 11	Dec 28, 11	3,802 99	4,417 94		-614 95	
	FIFO	411 000	Feb 11, 11	Dec 28, 11	1,968 65	3,870 10		-1,901 45	
	FIFO	188 000	Mar 16, 11	Dec 28, 11	900 50	1,516 16		-615 66	
	FIFO	416 000	May 31, 11	Dec 28, 11	1,992 60	2,925 27		-932 67	
PT TELEKOMUNIKASI INDONESIA SPON ADR	FIFO	125 000	Oct 15, 10	Mar 08, 11	3,825 40	2,683 46			1,141 94
	FIFO	506 000	Aug 11, 11	Dec 28, 11	5,398 92	5,447 29		-48 37	
	FIFO	383 000	Sep 30, 11	Dec 28, 11	4,086 53	3,718 93			367 60
POLYUS GOLD ADR	FIFO	141 000	Feb 17, 11	Dec 28, 11	4,404 76	4,714 28		-309 52	
	FIFO	141 000	Feb 25, 11	Dec 28, 11	4,404 75	4,796 69		-391 94	
PANASONIC CORP SPON ADR	FIFO	223 000	Mar 17, 11	Dec 28, 11	1,826 33	2,640 79		-814 46	
POLYUS GOLD INTL LTD SPON GDR	Adjustment	124 000	Jun 16, 11	Jul 22, 11	3,761 89	4,317 53		-555 64	
	FIFO	1,062 000	Jul 22, 11	Dec 28, 11	3,026 64	3,759 48		-732 84	
	FIFO	766 000	Aug 03, 11	Dec 28, 11	2,183 06	2,755 99		-572 93	
	FIFO	509 000	Aug 12, 11	Dec 28, 11	1,450 62	1,679 70		-229 08	
SEKISUI HOUSE LTD SPON ADR	FIFO	141 000	Jun 23, 11	Dec 28, 11	1,221 03	1,262 92		-41 89	
	FIFO	67 000	Jun 24, 11	Dec 28, 11	580 21	602 47		-22 26	
SHISEIDO CO LTD SPONS ADR JAPAN	FIFO	299 000	Jun 01, 11	Dec 28, 11	5,411 79	5,085 12			326 67
SIEMENS A G SPON ADR	FIFO	25 000	Sep 27, 11	Dec 28, 11	2,385 95	2,367 83			18 12
STATOIL ASA SPON ADR	FIFO	118 000	Nov 09, 10	Apr 27, 11	3,341 12	2,512 10			829 02
	FIFO	103 000	Nov 09, 10	Oct 18, 11	2,568 43	2,192 77			375 66
	FIFO	220 000	Nov 10, 10	Oct 18, 11	5,485 96	4,685 27			800 69

continued next page



Resource Management Account

Account name DENNIS L ROSS & ANN M ROSS
 Friendly account name CRUT - NWQ
 Account number: WT 37804 SJ

ROSS CHARITABLE TRUST
 2011 20-6567754

SCHEDULE D-2, pg 5 of 14

Realized gains and losses (continued)

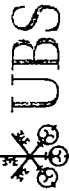
Short-term capital gains and losses (continued)

Security description	Method	Quantity or face value	Purchase date	Sale date	Sale amount (\$)	Cost basis (\$)	Wash sale cost basis adjustment (\$)	Loss (\$)	Gain (\$)
SUMITOMO MITSUI TRUST HOLDINGS SPON ADR	Adjustment	0.300	Apr 01, 11	Apr 01, 11	0.99	1.05		-0.06	
	FIFO	2,935,000	Apr 01, 11	Dec 28, 11	8,364.58	10,272.50		-1,907.92	
SUNCOR ENERGY INC NEW CAD	FIFO	119,000	May 21, 10	Feb 08, 11	4,821.91	3,445.76			1,376.15
	FIFO	52,000	May 21, 10	Mar 03, 11	2,423.36	1,505.71			917.65
	FIFO	99,000	May 21, 10	Apr 07, 11	4,388.48	2,866.64			1,521.84
TALISMAN ENERGY INC CAD	FIFO	580,000	Oct 20, 11	Dec 28, 11	7,197.66	7,832.67		-635.01	
TNT EXPRESS N V ADR	FIFO	204,000	Jun 29, 11	Dec 28, 11	1,483.05	2,095.49		-612.44	
	FIFO	412,000	Jun 30, 11	Dec 28, 11	2,995.18	4,254.06		-1,258.88	
	FIFO	228,000	Jul 05, 11	Dec 28, 11	1,657.53	2,328.29		-670.76	
	FIFO	4,000	Aug 30, 11	Dec 28, 11	29.08	34.80		-5.72	
	FIFO	206,000	Sep 05, 11	Dec 28, 11	1,497.59	1,785.15		-287.56	
	FIFO	302,000	Sep 07, 11	Dec 28, 11	2,195.50	2,671.98		-476.48	
	FIFO	162,000	Sep 29, 11	Dec 28, 11	1,177.71	1,214.81		-37.10	
	FIFO	35,000	Sep 30, 11	Dec 28, 11	254.45	251.70			2.75
TOYOTA MOTOR CORP NEW JAPAN SPON ADR	FIFO	29,000	Sep 09, 10	Jan 10, 11	2,389.84	2,027.57			362.27
TRANSOCEAN LTD CHF	FIFO	82,000	Dec 07, 11	Dec 28, 11	3,207.78	3,723.01		-515.23	
	FIFO	91,000	Dec 08, 11	Dec 28, 11	3,559.85	3,989.13		-429.28	
Total					\$233,458.37	\$266,614.26		-\$44,023.01	\$10,867.12
Net short-term capital gains and losses								-\$33,155.89	

Long-term capital gains and losses

Security description	Method	Quantity or face value	Purchase date	Sale date	Sale amount (\$)	Cost basis (\$)	Wash sale cost basis adjustment (\$)	Loss (\$)	Gain (\$)
ALCATEL-LUCENT SPON ADR	FIFO	447,000	Mar 28, 07	Feb 02, 11	1,528.71	5,327.39		-3,798.68	
	FIFO	460,000	Apr 02, 07	Feb 02, 11	1,573.16	5,436.28		-3,863.12	
	FIFO	7,000	May 02, 07	Feb 02, 11	23.94	93.43		-69.49	
	FIFO	306,000	May 02, 07	Feb 03, 11	1,022.88	4,084.43		-3,061.55	

continued next page



Friendly account name CRUT - NWQ
Account number: WT 37804 SJ

ROSS CHARITABLE TRUST
2011
20-6567754

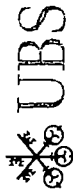
Realized gains and losses (continued)

SCHEDULE D-2, pg 6 of 14

Long-term capital gains and losses (continued)

Security description	Method	Quantity or face value	Purchase date	Sale date	Sale amount (\$)	Cost basis (\$)	Wash sale cost basis adjustment(\$)	Loss (\$)	Gain (\$)
	FIFO	615 000	Jul 25, 07	Feb 03, 11	2,055 78	8,363 08		-6,307 30	
	FIFO	661 000	Jul 25, 07	Feb 15, 11	3,011 45	8,988 61		-5,977 16	
	FIFO	28 000	Sep 14, 07	Feb 15, 11	127 56	253 37		-125 81	
	FIFO	442 000	Sep 14, 07	Feb 23, 11	2,049 87	3,999 70		-1,949 83	
	FIFO	735 000	Sep 19, 07	Feb 23, 11	3,408 71	6,586 19		-3,177 48	
	FIFO	881 000	Feb 18, 10	Feb 23, 11	4,085 82	2,474 55			1,611 27
	FIFO	1 000	Feb 18, 10	Feb 25, 11	4 81	2 81			2 00
ALLIANZ SE ADR	FIFO	807 000	May 21, 10	Dec 28, 11	7,860 02	8,197 83		-337 81	
ALUMINA LTD SPON ADR	FIFO	901 000	May 19, 10	Dec 28, 11	4,225 60	4,981 09		-755 49	
ANGLOGOLD ASHANTI LTD NEW SPON ADR	FIFO	96 000	Mar 19, 08	Dec 16, 11	3,974 44	3,217 22			757 22
	FIFO	10 000	Jun 23, 08	Dec 16, 11	414 00	246 15			167 85
	FIFO	279 000	Jun 23, 08	Dec 28, 11	11,801 47	6,867 47			4,934 00
	FIFO	78 000	Jan 20, 10	Dec 28, 11	3,299 34	3,026 77			272 57
ASTRAZENECA PLC SPON ADR	FIFO	64 000	Jan 11, 10	Aug 23, 11	3,004 62	3,053 41		-48 79	
	FIFO	68 000	Jan 11, 10	Dec 28, 11	3,137 46	3,244 24		-106 78	
	FIFO	92 000	Jan 14, 10	Dec 28, 11	4,244 80	4,527 46		-282 66	
	FIFO	112 000	Apr 22, 10	Dec 28, 11	5,167 58	5,053 53			114 05
AXIS CAPITAL HOLDINGS LTD SHS	FIFO	78 000	Oct 22, 09	Nov 07, 11	2,451 54	2,381 03			70 51
	FIFO	216 000	Oct 22, 09	Dec 28, 11	7,032 82	6,593 64			439 18
	FIFO	155 000	Feb 04, 10	Dec 28, 11	5,046 70	4,417 66			629 04
BARRICK GOLD CORP CAD	FIFO	50 000	Apr 30, 08	Apr 08, 11	2,729 91	1,908 71			821 20
	FIFO	48 000	Sep 16, 08	Apr 08, 11	2,620 72	1,328 69			1,292 03
	FIFO	71 000	Sep 16, 08	Aug 22, 11	3,693 80	1,965 36			1,728 44
	FIFO	106 000	Sep 16, 08	Dec 28, 11	4,833 51	2,934 19			1,899 32
	FIFO	54 000	Apr 14, 09	Dec 28, 11	2,462 35	1,598 97			863 38
	FIFO	179 000	Aug 18, 09	Dec 28, 11	8,162 24	5,993 47			2,168 77
	FIFO	77 000	Dec 17, 09	Dec 28, 11	3,511 13	2,965 08			546 05

continued next page



Resource Management Account

Account name: DENNIS L ROSS & ANN M ROSS
Friendly account name: CRUT - NWQ
Account number: WT 37804 SJ

ROSS CHARITABLE TRUST
2011 20-6567754

SCHEDULE D-2, pg 7 of 14

Realized gains and losses (continued)

Long-term capital gains and losses (continued)

Security description	Method	Quantity or face value	Purchase date	Sale date	Sale amount (\$)	Cost basis (\$)	Wash sale cost basis adjustment(\$)	Loss (\$)	Gain (\$)
CAMECO CORP CANADA CAD	FIFO	151 000	Sep 10, 08	Dec 28, 11	2,666 61	3,661 75		-995 14	
	FIFO	99 000	Mar 03, 10	Dec 28, 11	1,748 30	2,674 81		-926 51	
	FIFO	196 000	Apr 07, 10	Dec 28, 11	3,461 30	5,275 81		-1,814 51	
	FIFO	168 000	May 25, 10	Dec 28, 11	2,966 82	3,954 20		-987 38	
CARREFOUR SA SPON ADR	FIFO	503 000	Sep 25, 09	Dec 28, 11	2,198 07	4,556 68		-2,358 61	
	FIFO	527 000	Oct 05, 09	Dec 28, 11	2,302 94	4,605 19		-2,302 25	
	FIFO	448 000	Oct 22, 09	Dec 28, 11	1,957 72	4,103 10		-2,145 38	
	FIFO	475 000	Oct 28, 09	Dec 28, 11	2,075 71	4,177 53		-2,101 82	
	FIFO	399 000	Dec 02, 10	Dec 28, 11	1,743 60	3,446 16		-1,702 56	
CENTRAIS ELECTRICAS BRAS SA SPON ADR REP 50 COM (ELETROBRAS)	FIFO	72 000	Jun 12, 07	Dec 28, 11	696 94	948 46		-251 52	
	FIFO	210 000	Aug 06, 07	Dec 28, 11	2,032 76	2,678 80		-646 04	
DAI NIPPON PRINTING CO SPON ADR	FIFO	460 000	Feb 03, 10	Dec 28, 11	4,369 92	6,396 90		-2,026 98	
	FIFO	677 000	Feb 04, 10	Dec 28, 11	6,431 37	9,314 03		-2,882 66	
	FIFO	115 000	Feb 05, 10	Dec 28, 11	1,092 48	1,558 15		-465 67	
DAIWA HOUSE IND LTD ADR JAPAN ADR	FIFO	8 000	Jan 04, 08	Mar 29, 11	1,003 78	1,024 16		-20 38	697 66
	FIFO	34 000	Feb 13, 08	Mar 29, 11	4,266 07	3,568 41			146 73
	FIFO	5 000	Mar 11, 08	Mar 29, 11	627 36	480 63			1,018 97
	FIFO	43 000	Mar 11, 08	Aug 10, 11	5,152 42	4,133 45			776 51
	FIFO	30 000	Sep 02, 08	Aug 10, 11	3,594 72	2,818 21			
ELECTRICITE DE FRANCE ADR	FIFO	868 000	Mar 22, 10	Dec 28, 11	4,148 96	8,923 21		-4,774 25	
	FIFO	747 000	Nov 10, 10	Dec 28, 11	3,570 59	6,609 53		-3,038 94	
EMBRAER S A SPON ADR	FIFO	6 000	Oct 30, 09	Jan 10, 11	175 51	132 25			43 26
	FIFO	64 000	Nov 03, 09	Jan 10, 11	1,872 06	1,289 26			582 80
	FIFO	81 000	Nov 03, 09	Jul 29, 11	2,396 17	1,631 72			764 45
	FIFO	101 000	Nov 03, 09	Aug 01, 11	2,939 04	2,034 62			904 42
	FIFO	127 000	May 14, 10	Aug 01, 11	3,695 63	2,862 80			832 83

continued next page



ROSS CHARITABLE TRUST
2011 20-6567754

Friendly account name CRUT - NWQ
Account number. WT 37804 SJ

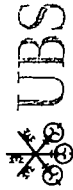
SCHEDULE D-2, pg 8 of 14

Realized gains and losses (continued)

Long-term capital gains and losses (continued)

Security description	Method	Quantity or face value	Purchase date	Sale date	Sale amount (\$)	Cost basis (\$)	Wash sale cost basis adjustment(\$)	Loss (\$)	Gain (\$)
FINMECCANICA SPA ADR	FIFO	122 000	May 13, 10	Oct 12, 11	457 70	735 31		-277 61	
	FIFO	577 000	May 14, 10	Oct 12, 11	2,164 68	3,302 81		-1,138 13	
	FIFO	137 000	May 19, 10	Oct 12, 11	513 97	769 15		-255 18	
	FIFO	606 000	May 19, 10	Dec 28, 11	1,066 54	3,402 20		-2,335 66	
	FIFO	1,732 000	Nov 24, 10	Dec 28, 11	3,048 26	10,154 89		-7,106 63	
FUJI FILM HOLDINGS CORP ADR	FIFO	419 000	Apr 18, 06	Dec 28, 11	9,724 80	14,134 55		-4,409 75	
	FIFO	116 000	Mar 04, 08	Dec 28, 11	2,692 31	4,250 74		-1,558 43	
GLAXO SMITHKLINE PLC ADR	FIFO	90 000	Jan 08, 10	May 31, 11	3,900 58	3,701 13			199 45
	FIFO	83 000	Jan 08, 10	Nov 08, 11	3,687 47	3,413 26			274 21
	FIFO	48 000	Jan 08, 10	Dec 28, 11	2,195 48	1,973 94			221 54
	FIFO	111 000	Jan 14, 10	Dec 28, 11	5,077 04	4,654 06			422 98
	FIFO	130 000	Apr 22, 10	Dec 28, 11	5,946 08	5,072 18			873 90
GOLD FIELDS LTD SPON ADR	FIFO	290 000	Feb 01, 08	Jan 10, 11	4,976 55	4,226 34			750 21
	FIFO	204 000	Feb 05, 08	Jan 10, 11	3,500 74	2,773 95			726 79
	FIFO	201 000	Feb 05, 08	Dec 28, 11	3,123 48	2,733 16			390 32
	FIFO	29 000	Feb 06, 08	Dec 28, 11	450 65	403 26			47 39
	FIFO	178 000	Apr 08, 08	Dec 28, 11	2,766 07	2,475 11			290 96
	FIFO	456 000	May 22, 08	Dec 28, 11	7,086 10	6,472 05			614 05
	FIFO	196 000	Feb 04, 10	Dec 28, 11	3,045 78	2,180 34			865 44
HACHIJUNI BANK LTD ADR	FIFO	31 000	Jun 19, 08	Dec 28, 11	1,713 96	2,030 38		-316 42	
	FIFO	89 000	Jul 15, 08	Dec 28, 11	4,920 71	5,384 35		-463 64	
	FIFO	25 000	Oct 05, 09	Dec 28, 11	1,382 22	1,333 65			48 57
	FIFO	20 000	Oct 06, 09	Dec 28, 11	1,105 78	1,077 17			28 61
IMPALA PLATINUM HLDG LTD SPON ADR	FIFO	81 000	Sep 02, 08	Jan 10, 11	2,677 00	2,055 80			621 20
	FIFO	14 000	Sep 05, 08	Jan 10, 11	462 69	343 90			118 79
	FIFO	180 000	Sep 05, 08	Jan 21, 11	5,613 91	4,421 61			1,192 30
	FIFO	92 000	Mar 12, 09	Jan 21, 11	2,869 33	1,254 59			1,614.74

continued next page



Resource Management Account

Account name: DENNIS L ROSS & ANN M ROSS
Friendly account name: CRUT - NWQ
Account number: WT 37804 SJ

ROSS CHARITABLE TRUST
2011 20-6567754


SCHEDULE D-2, pg 9 of 14

Realized gains and losses (continued)

Long-term capital gains and losses (continued)

Security description	Method	Quantity or face value	Purchase date	Sale date	Sale amount (\$)	Cost basis (\$)	Wash sale cost basis adjustment(\$)	Loss (\$)	Gain (\$)
KAO CORP REPSGTG 10 SHS COM SPON ADR	FIFO	191 000	Apr 23, 09	Aug 04, 11	5,204 71	3,856 82			1,347 89
	FIFO	157 000	Apr 23, 09	Aug 10, 11	4,105 60	3,170 26			935 34
	FIFO	292 000	Apr 23, 09	Aug 16, 11	7,603 62	5,896 29			1,707 33
	FIFO	80 000	Apr 23, 09	Aug 23, 11	2,049 01	1,615 42			433 59
	FIFO	16 000	May 18, 09	Aug 23, 11	409 80	332 48			77 32
	FIFO	214 000	May 18, 09	Aug 24, 11	5,499 41	4,446 98			1,052 43
KINROSS GOLD CORP NEW CAD	FIFO	223 000	Jul 07, 09	Aug 30, 11	3,893 90	4,050 97	-73 37	-157 07	
	FIFO	127 000	Jul 09, 09	Aug 30, 11	2,217 61	2,280 67		-63 06	
	FIFO	108 000	Jul 09, 09	Dec 28, 11	1,250 62	1,939 46		-688 84	
	FIFO	210 000	Jul 10, 09	Dec 28, 11	2,431 75	3,712 76		-1,281 01	
	FIFO	300 000	Oct 30, 09	Dec 28, 11	3,473 93	5,479 14		-2,005 21	
	FIFO	108 000	Feb 04, 10	Dec 28, 11	1,250 62	1,783 34		-532 72	
	FIFO	106 000	Aug 18, 10	Dec 28, 11	1,227 45	1,639 41		-411 96	
	FIFO	71 000	Sep 27, 11	Dec 28, 11	822 16	1,164 97	73 37	-342 81	
KOREA ELECTRIC POWER CRP SPONSORED ADR SHS	FIFO	517 000	Apr 18, 06	Dec 28, 11	5,748 93	11,849 64		-6,100 71	
	FIFO	240 000	Oct 11, 06	Dec 28, 11	2,668 75	4,665 96		-1,997 21	
	FIFO	273 000	Mar 17, 08	Dec 28, 11	3,035 70	3,822 33		-786 63	
MAGNA INTL INC CL A SUB VTG CANADA ORD CAD	FIFO	16 000	Jul 15, 08	Jan 10, 11	968 04	440 29			527 75
	FIFO	75 000	Jul 15, 08	Jan 14, 11	4,401 43	2,063 86			2,337 57
MS&AD INS GROUP HLDGS ADR	FIFO	210 000	Nov 09, 07	Dec 28, 11	1,877 36	3,808 16		-1,930 80	
	FIFO	114 000	Nov 12, 07	Dec 28, 11	1,019 14	2,037 89		-1,018 75	
	FIFO	282 000	Nov 21, 07	Dec 28, 11	2,521 04	5,197 68		-2,676 64	
	FIFO	342 000	Dec 05, 07	Dec 28, 11	3,057 42	6,181 20		-3,123 78	
	FIFO	194 000	Aug 04, 10	Dec 28, 11	1,734 32	2,206 67		-472 35	
	FIFO	367 000	Aug 16, 10	Dec 28, 11	3,280 92	4,251 73		-970 81	

continued next page



ROSS CHARITABLE TRUST
2011 **20-6567754**

Friendly account name: CRUT - NWQ
 Account number: WT 37804 SJ

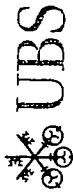
SCHEDULE D-2, pg 10 of 14

Realized gains and losses (continued)

Long-term capital gains and losses (continued)

Security description	Method	Quantity or face value	Purchase date	Sale date	Sale amount (\$)	Cost basis (\$)	Wash sale cost basis adjustment (\$)	Loss (\$)	Gain (\$)
NEWCREST MINING LTD SPON									
AUSTRALIA ADR	FIFO	73 000	Sep 12, 06	Dec 28, 11	2,274 12	1,123 84			1,150 28
	FIFO	159 000	Aug 13, 08	Dec 28, 11	4,953 21	3,359 89			1,593 32
	FIFO	189 000	Aug 10, 09	Dec 28, 11	5,887 79	4,746 62			1,141 17
	FIFO	48 000	May 28, 10	Dec 28, 11	1,495 31	1,313 66			181 65
NEXEN INC CAD	FIFO	14 000	Oct 02, 07	Mar 04, 11	380 02	426 10		-46 08	
	FIFO	177 000	Oct 10, 07	Mar 04, 11	4,804 48	5,441 78		-637 30	
	FIFO	13 000	Oct 10, 07	Apr 04, 11	329 28	399 68		-70 40	
	FIFO	120 000	Aug 07, 08	Apr 04, 11	3,039 49	3,620 34		-580 85	
	FIFO	15 000	Jan 29, 09	Apr 04, 11	379 94	225 80			154 14
	FIFO	223 000	Jan 29, 09	Dec 28, 11	3,505 49	3,356 91			148 58
	FIFO	208 000	Oct 28, 09	Dec 28, 11	3,269 70	4,566 72		-1,297 02	
	FIFO	125 000	May 18, 10	Dec 28, 11	1,964 96	2,682 89		-717 93	
	FIFO	79 000	May 19, 10	Dec 28, 11	1,241 85	1,663 42		-421 57	
	FIFO	93 000	Oct 20, 10	Dec 28, 11	1,461 94	2,012 85		-550 91	
NINTENDO LTD ADR NEW									
JAPAN ADR	FIFO	32 000	Aug 03, 09	Dec 28, 11	545 72	1,086 39		-540 67	
	FIFO	131 000	Aug 20, 09	Dec 28, 11	2,234 04	4,240 38		-2,006 34	
	FIFO	152 000	Aug 27, 09	Dec 28, 11	2,592 17	4,937 49		-2,345 32	
	FIFO	114 000	Oct 04, 10	Dec 28, 11	1,944 13	3,616 49		-1,672 36	
NIPPON TELEG & TEL CORP									
SPON ADR	FIFO	377 000	Apr 18, 06	Oct 04, 11	8,813 94	8,101 32			712 62
	FIFO	6 000	Apr 18, 06	Dec 28, 11	148 32	128 93			19 39
	FIFO	260 000	May 31, 07	Dec 28, 11	6,427 07	6,076 12			350 95
	FIFO	296 000	Jun 18, 07	Dec 28, 11	7,316 98	6,725 71			591 27
	FIFO	263 000	Oct 01, 07	Dec 28, 11	6,501 23	6,147 60			353 63
	FIFO	122 000	Apr 14, 09	Dec 28, 11	3,015 79	2,383 61			632 18
	FIFO	137 000	Dec 15, 10	Dec 28, 11	3,386 57	3,116 00			270 57
NOKIA CORP SPONS ADR									
FINLAND ADR	FIFO	486 000	Feb 02, 09	Dec 28, 11	2,327 89	5,873 02		-3,545 13	
	FIFO	232 000	Feb 19, 09	Dec 28, 11	1,111 26	2,471 84		-1,360 58	

continued next page



Resource Management Account

Account name: DENNIS L ROSS & ANN M ROSS
 Friendly account name: CRUT - NWQ
 Account number: WT 37804 SJ

ROSS CHARITABLE TRUST
 2011 20-6567754

SCHEDULE D-2, pg 11 of 14

Realized gains and losses (continued)

Long-term capital gains and losses (continued)

Security description	Method	Quantity or face value	Purchase date	Sale date	Sale amount (\$)	Cost basis (\$)	Wash sale cost basis adjustment(\$)	Loss (\$)	Gain (\$)
OAO GAZPROM LEVEL 1 ADR PROGRAM (RUSSIA) SPON ADR	FIFO	221 000	Jul 20, 09	Dec 28, 11	1,058.57	2,897.00		-1,838.43	
	FIFO	372 000	Nov 18, 09	Dec 28, 11	1,781.84	5,189.59		-3,407.75	
	FIFO	139 000	Apr 30, 10	Dec 28, 11	665.80	1,692.01		-1,026.21	
	FIFO	147 000	May 24, 10	Dec 28, 11	704.12	1,481.04		-776.92	
PANASONIC CORP SPON ADR	FIFO	624 000	Oct 15, 10	Dec 28, 11	6,657.95	6,697.92		-39.97	
	FIFO	296 000	Jul 27, 07	Dec 28, 11	2,424.19	5,364.88		-2,940.69	
	FIFO	300 000	Aug 17, 07	Dec 28, 11	2,456.95	5,307.90		-2,850.95	
	FIFO	349 000	Sep 12, 07	Dec 28, 11	2,858.26	6,107.43		-3,249.17	
ROHM CO LTD ADR	FIFO	73 000	Jan 16, 09	Dec 28, 11	1,656.54	1,814.44		-157.90	
	FIFO	152 000	Jan 30, 09	Dec 28, 11	3,449.24	3,835.52		-386.28	
	FIFO	223 000	Nov 08, 10	Dec 28, 11	5,060.39	6,867.37		-1,806.98	
ROYAL DUTCH SHELL PLC ADS REPSTG 2 CL B ORD SHS SPON ADR	FIFO	71 000	Apr 18, 06	Apr 07, 11	5,253.86	5,077.21			176.65
	FIFO	65 000	Apr 18, 06	Aug 03, 11	4,506.39	4,648.15		-141.76	
	FIFO	130 000	Apr 18, 06	Oct 06, 11	8,254.89	9,296.30		-1,041.41	
	FIFO	57 000	Feb 27, 07	Oct 06, 11	3,619.46	3,832.05		-212.59	
	FIFO	59 000	Feb 14, 08	Oct 06, 11	3,746.45	4,150.17		-403.72	
	FIFO	47 000	Oct 03, 07	Dec 28, 11	1,699.02	1,997.54		-298.52	
SANOFI SPON ADR	FIFO	92 000	Apr 08, 08	Dec 28, 11	3,325.73	3,531.60		-205.87	
	FIFO	85 000	Apr 14, 08	Dec 28, 11	3,072.69	3,240.89		-168.20	
	FIFO	191 000	May 21, 08	Dec 28, 11	6,904.52	7,131.75		-227.23	
	FIFO	104 000	Aug 01, 08	Dec 28, 11	3,759.53	3,684.58			74.95
	FIFO	150 000	Jul 01, 09	Dec 28, 11	5,422.39	4,529.43			892.96
	FIFO	42 000	Sep 13, 07	Dec 28, 11	363.71	491.86		-128.15	
SEKISUI HOUSE LTD SPON ADR	FIFO	220 000	Oct 04, 07	Dec 28, 11	1,905.16	2,705.91		-800.75	
	FIFO	277 000	Oct 09, 07	Dec 28, 11	2,398.78	3,352.97		-954.19	
	FIFO	702 000	Mar 07, 08	Dec 28, 11	6,079.20	6,269.49		-190.29	

continued next page



ROSS CHARITABLE TRUST
2011 20-6567754

Friendly account name CRUT - NWQ
 Account number. WT 37804 SJ


Realized gains and losses (continued)

SCHEDULE D-2, pg 12 of 14

Long-term capital gains and losses (continued)

Security description	Method	Quantity or face value	Purchase date	Sale date	Sale amount (\$)	Cost basis (\$)	Wash sale cost basis adjustment(\$)	Loss (\$)	Gain (\$)
SEVEN & I HLDGS CO LTD ADR	FIFO	52 000	Jan 13, 09	Jun 22, 11	2,834 95	3,124 07		-289 12	
	FIFO	3 000	Jan 13, 09	Jun 23, 11	159 85	180 23		-20 38	
	FIFO	8 000	Jan 13, 09	Jun 23, 11	426 29	480 63		-54 34	
	FIFO	11 000	Jan 13, 09	Sep 30, 11	627 28	660 86		-33 58	
	FIFO	47 000	Feb 18, 09	Sep 30, 11	2,680 20	2,367 24			312 96
	FIFO	44 000	Feb 18, 09	Dec 19, 11	2,373 27	2,216 14			157 13
	FIFO	11 000	Feb 18, 09	Dec 28, 11	602 57	554 04			48 53
	FIFO	141 000	Jun 05, 09	Dec 28, 11	7,723 82	6,670 12			1,053 70
	FIFO	105 000	Aug 20, 09	Dec 28, 11	5,751 79	4,918 83			832 96
SHISEIDO CO LTD SPONS ADR JAPAN	FIFO	314 000	Apr 21, 06	Dec 28, 11	5,683 29	6,556 51		-873 22	
	FIFO	219 000	Dec 18, 08	Dec 28, 11	3,963 82	4,622 37		-658 55	
	FIFO	125 000	Mar 31, 09	Dec 28, 11	2,262 46	1,848 29			414 17
	FIFO	93 000	Apr 01, 09	Dec 28, 11	1,683 27	1,355 85			327 42
SIEMENS A G SPON ADR	FIFO	37 000	Sep 29, 08	Feb 01, 11	4,862 23	3,456 60			1,405 63
	FIFO	32 000	Sep 29, 08	Feb 08, 11	4,070 60	2,989 49			1,081 11
	FIFO	13 000	Sep 29, 08	Jun 27, 11	1,717 80	1,214 48			503 32
	FIFO	96 000	Oct 24, 08	Dec 28, 11	9,162 06	4,838 59			4,323 47
SK TELECOM CO LTD ADR	FIFO	174 000	Feb 14, 08	May 25, 11	3,230 01	3,934 52		-704 51	
	FIFO	63 000	Feb 14, 08	Dec 28, 11	871 90	1,424 57		-552 67	
	FIFO	145 000	Apr 23, 08	Dec 28, 11	2,006 76	3,184 20		-1,177 44	
	FIFO	123 000	Apr 29, 08	Dec 28, 11	1,702 29	2,733 32		-1,031 03	
	FIFO	185 000	Apr 13, 09	Dec 28, 11	2,560 35	2,998 78		-438 43	
	FIFO	195 000	Apr 14, 09	Dec 28, 11	2,698 75	3,132 89		-434 14	
	FIFO	592 000	May 20, 09	Dec 28, 11	8,193 12	9,444 24		-1,251 12	
	FIFO	123 000	Aug 20, 09	Dec 28, 11	1,702 29	1,942 70		-240 41	
SOCIETE GENERALE FRANCE SPONS ADR ADR	FIFO	325 000	Jan 16, 09	Dec 28, 11	1,381 22	2,749 63		-1,368 41	
	FIFO	414 000	May 17, 10	Dec 28, 11	1,759 46	3,659 01		-1,899 55	

continued next page



Resource Management Account

Account name DENNIS L ROSS & ANN M ROSS
 Friendly account name: CRUT - NWQ
 Account number. WT 37804 SJ

ROSS CHARITABLE TRUST
 2011 20-6567754

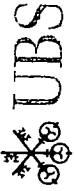
SCHEDULE D-2, pg 13 of 14

Realized gains and losses (continued)

Long-term capital gains and losses (continued)

Security description	Method	Quantity or face value	Purchase date	Sale date	Sale amount (\$)	Cost basis (\$)	Wash sale cost basis adjustment(\$)	Loss (\$)	Gain (\$)
SUMITOMO TRUST & BANKING *EXCHANGE EFF 04/2011* SPON ADR	Adjustment	850 000	Jan 17, 08	Apr 01, 11	4,432 75	5,462 10		-1,029 35	
	Adjustment	830 000	Mar 07, 08	Apr 01, 11	4,328 45	5,350 26		-1,021 81	
	Adjustment	290 000	Sep 17, 08	Apr 01, 11	1,512 35	1,742 78		-230 43	
SUNCOR ENERGY INC NEW CAD	FIFO	99 000	May 21, 10	May 31, 11	4,136 29	2,866 64			1,269 65
	FIFO	107 000	May 21, 10	Jul 21, 11	4,455 09	3,098 29			1,356 80
	FIFO	106 000	May 21, 10	Jul 22, 11	4,386 32	3,069 34			1,316 98
SWISSCOM AG SPON ADR	FIFO	92 000	Apr 21, 06	Jul 28, 11	4,353 21	3,108 62			1,244 59
	FIFO	378 000	Apr 21, 06	Dec 28, 11	14,099 27	12,772 35			1,326 92
TAKEDA PHARMACEUTICAL CO LTD SPON ADR	FIFO	197 000	May 12, 10	May 20, 11	4,578 92	4,245 15			333 77
TELECOM ITALIA SPA NEW REPSTG 10 SAVINGS SHS SPON ADR	FIFO	269 000	Apr 21, 06	Mar 24, 11	3,532 20	7,123 12		-3,590 92	
	FIFO	1,286 000	Apr 21, 06	Dec 28, 11	11,187 98	34,053 28		-22,865 30	
	FIFO	454 000	May 06, 08	Dec 28, 11	3,949 72	7,439 11		-3,489 39	
TOYOTA MOTOR CORP NEW JAPAN SPON ADR	FIFO	65 000	Sep 09, 10	Dec 28, 11	4,212 57	4,544 56		-331 99	
	FIFO	33 000	Sep 10, 10	Dec 28, 11	2,138 68	2,330 04		-191 36	
	FIFO	66 000	Oct 20, 10	Dec 28, 11	4,277 38	4,728 85		-451 47	
VODAFONE GROUP PLC NEW SPON ADR	FIFO	171 000	Aug 03, 06	Dec 28, 11	4,740 03	3,741 38			998 65
	FIFO	218 000	Sep 24, 08	Dec 28, 11	6,042 84	4,874 74			1,168 10
	FIFO	438 000	Oct 27, 08	Dec 28, 11	12,141 12	6,981 98			5,159 14
WACOAL HOLDINGS CORP ADR	FIFO	92 000	Apr 24, 06	Jan 10, 11	6,400 33	6,189 07			211 26
	FIFO	57 000	Apr 24, 06	Dec 28, 11	3,617 72	3,834 53		-216 81	
	FIFO	31 000	May 10, 07	Dec 28, 11	1,967 53	1,958 47			9 06
	FIFO	25 000	Jun 01, 07	Dec 28, 11	1,586 72	1,599 59		-12 87	
	FIFO	81 000	Nov 07, 07	Dec 28, 11	5,140 97	4,897 67			243 30

continued next page



ROSS CHARITABLE TRUST
2011 20-6567754

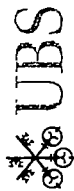
Friendly account name: CRUT - NWQ
Account number WT 37804 SJ

SCHEDULE D-2, pg 14 of 14

Realized gains and losses (continued)

Long-term capital gains and losses (continued)

Security description	Method	Quantity or face value	Purchase date	Sale date	Sale amount (\$)	Cost basis (\$)	Wash sale cost basis adjustment (\$)	Loss (\$)	Gain (\$)
WOLTERS KLUWER NV	FIFO	223 000	Feb 24, 09	Dec 28, 11	3,837 75	3,631 73			206 02
SPONSORED ADR	FIFO	214 000	Apr 29, 09	Dec 28, 11	3,682 87	3,553 17			129 70
NETHERLANDS ADR	FIFO	205 000	Jun 03, 09	Dec 28, 11	3,527 98	3,991 33		-463 35	
	FIFO	260 000	Jun 12, 09	Dec 28, 11	4,474 51	4,593 58		-119 07	
	FIFO	39 000	Jun 15, 09	Dec 28, 11	671 18	665 84			5 34
Total					\$722,219.46	\$832,342.06		-\$185,811.77	\$75,689.17
Net long-term capital gains or losses								-\$110,122.60	
Net capital gains/losses:								-\$143,278.49	



UBS Financial Services Inc
121 S Whittier St
Wichita KS 67207-1064

ENP700029219 1211 X24 WT 0

2011 Year End Summary

ROSS CHARITABLE TRUST
2011 20-6567754

Account name: DENNIS L ROSS & ANN M ROSS
TRUSTEES ROSS CHARITABLE TRUST
Friendly account name: CRUT - Neub Ber
Account number: WT 37805 SJ

Your Financial Advisor:
SMITH INVESTMENT GROUP
Phone 316-612-6500/866-311-9752

SCHEDULE D-3, pg 1 of 6

DENNIS L ROSS & ANN M ROSS
TRUSTEES ROSS CHARITABLE TRUST
U/A DATED 5/25/2005
747 LINDEN CT
WICHITA KS 67206-4004

Summary of gains and losses

	Amount (\$)
Short term	-6,616 50
Long term	26,883 12
Total	\$20,266.62

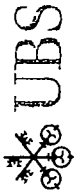
Realized gains and losses

Estimated 2011 gains and losses for transactions with trade dates through 12/31/11 have been incorporated into this statement. Please note that gain or loss recognized on the sale or redemption of certain Structured Products, like Contingent Debt Securities, may be ordinary, and not capital, gain or loss. Please check with your tax advisor. To calculate gains and losses, we liquidate the oldest security lot first. This is known as the first-in, first-out or FIFO accounting method. We use this method unless you specified which tax lot to close when you placed your order. This is known as a versus purchases or VSP order.

Short-term capital gains and losses

Security description	Method	Quantity or face value	Purchase date	Sale date	Sale amount (\$)	Cost basis (\$)	Wash sale cost basis adjustment(\$)	Loss (\$)	Gain (\$)
AIR PROD & CHEMICAL INC	FIFO	223 000	Jun 24, 11	Sep 01, 11	18,221 05	20,733 07		-2,512 02	

continued next page



Friendly account name CRUT - Neub Ber
Account number. WT 37805 SJ

ROSS CHARITABLE TRUST
2011
20-6567754

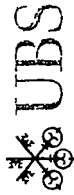
SCHEDULE D-3, pg 2 of 6

Realized gains and losses (continued)

Short-term capital gains and losses (continued)

Security description	Method	Quantity or face value	Purchase date	Sale date	Sale amount (\$)	Cost basis (\$)	Wash sale cost basis adjustment(\$)	Loss (\$)	Gain (\$)
BHP BILLITON PLC NEW SPON ADR	FIFO	155,000	Dec 22, 10	Aug 10, 11	9,345,08	12,423,50		-3,078,42	
BLACKROCK INC	FIFO	46,000	Oct 11, 10	Mar 02, 11	9,183,43	8,132,28			1,051,15
	FIFO	21,000	Oct 11, 10	Sep 27, 11	3,287,73	3,712,56		-424,83	
	FIFO	52,000	Oct 20, 10	Sep 27, 11	8,141,03	8,825,63		-684,60	
BOEING COMPANY	FIFO	48,000	Nov 18, 10	Jan 03, 11	3,189,06	3,088,26			100,80
	FIFO	193,000	Nov 18, 10	Jan 20, 11	13,698,18	12,417,37			1,280,81
	FIFO	10,000	Nov 18, 10	Mar 02, 11	689,76	643,39			46,37
	FIFO	44,000	Dec 07, 10	Mar 02, 11	3,034,92	2,956,40			78,52
	FIFO	31,000	Dec 07, 10	Jun 28, 11	2,230,15	2,082,92			147,23
	FIFO	62,000	Dec 14, 10	Jun 28, 11	4,460,29	4,031,61			428,68
	FIFO	130,000	Dec 16, 10	Jun 28, 11	9,352,23	8,413,42			938,81
	FIFO	50,000	Dec 28, 10	Jun 28, 11	3,597,01	3,236,83			360,18
	FIFO	95,000	Jan 10, 11	Jun 28, 11	6,834,32	6,604,09			230,23
BORG WARNER INC	FIFO	52,000	Aug 20, 10	Mar 02, 11	3,950,30	2,350,85			1,599,45
CATERPILLAR INC	FIFO	87,000	Dec 21, 10	Aug 17, 11	7,838,44	8,228,41		-389,97	
COCA-COLA ENTERPRISES INC NEW	FIFO	437,000	Jun 04, 10	Jan 06, 11	10,663,36	9,648,96			1,014,40
	FIFO	398,000	Oct 08, 10	Jan 06, 11	9,711,71	8,943,74			767,97
	FIFO	218,000	Oct 08, 10	Jan 13, 11	5,470,48	4,898,83			571,65
CUMMINS INC	FIFO	93,000	Oct 04, 10	May 04, 11	10,604,38	8,380,41			2,223,97
	FIFO	35,000	Oct 04, 10	May 26, 11	3,709,47	3,153,92			555,55
	FIFO	98,000	Oct 26, 10	May 26, 11	10,386,51	8,721,17			1,665,34
	FIFO	43,000	Oct 28, 10	May 26, 11	4,557,35	3,814,61			742,74
DEERE AND CO	FIFO	68,000	Dec 09, 10	Mar 02, 11	6,101,11	5,499,44			601,67
	FIFO	87,000	Dec 09, 10	Apr 18, 11	7,951,91	7,036,05			915,86
	FIFO	100,000	Dec 13, 10	Apr 18, 11	9,140,12	8,243,45			896,67
	FIFO	100,000	Dec 21, 10	Apr 18, 11	9,140,12	8,391,31			748,81
EATON CORP	FIFO	408,000	Jul 12, 11	Aug 10, 11	16,132,25	21,119,88		-4,987,63	

continued next page



ACCESS

Account name: DENNIS L ROSS & ANN M ROSS
 Friendly account name: CRUT - Neub Ber
 Account number: WT 37805 SJ

ROSS CHARITABLE TRUST
 2011 20-6567754

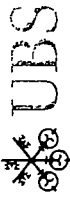
SCHEDULE D-3, pg 3 of 6

Realized gains and losses (continued)

Short-term capital gains and losses (continued)

Security description	Method	Quantity or face value	Purchase date	Sale date	Sale amount (\$)	Cost basis (\$)	Wash sale cost basis adjustment (\$)	Loss (\$)	Gain (\$)
EBAY INC	FIFO	170 000	Apr 29, 10	Feb 07, 11	5,495 60	4,118 59			1,377 01
	FIFO	450 000	Sep 22, 10	Jun 24, 11	13,232 45	10,940 63			2,291 82
	FIFO	59 000	Jun 01, 11	Jun 24, 11	1,734 92	1,809 12		-74 20	
	FIFO	566 000	Jun 01, 11	Jun 27, 11	16,324 25	17,352 26		-1,031 01	
ECOLAB INC	FIFO	240 000	Jul 01, 10	Jan 06, 11	11,895 75	10,786 01			1,109 74
	FIFO	57 000	Jul 01, 10	Jan 12, 11	2,817 14	2,561 68			255 46
	FIFO	50 000	Jul 01, 10	Jan 13, 11	2,454 51	2,247 09			207 42
EL PASO CORP	FIFO	350 000	May 24, 11	Nov 01, 11	8,644 87	7,117 70			1,527 17
EOG RESOURCES INC	FIFO	202 000	Mar 02, 11	Aug 10, 11	18,235 61	21,794 20		-3,558 59	
EXPRESS SCRIPTS INC	FIFO	400 000	Aug 12, 11	Oct 05, 11	14,362 76	18,724 00		-4,361 24	
FORTUNE BRANDS INC **NAME CHANGE 10/ 2011**	FIFO	271 000	Jun 06, 11	Sep 16, 11	15,612 74	17,055 57		-1,442 83	
GOLDMAN SACHS GROUP INC	FIFO	71 000	Apr 15, 11	Aug 03, 11	9,403 46	11,004 53		-1,601 07	
HEWLETT PACKARD CO	FIFO	705 000	Mar 17, 11	May 24, 11	25,380 49	29,358 88		-3,978 39	
	FIFO	214 000	Mar 22, 11	May 24, 11	7,704 15	8,945 74		-1,241 59	
	FIFO	111 000	Mar 23, 11	May 24, 11	3,996 08	4,669 87		-673 79	
HUNT J B TRANS SVCS INC	FIFO	156 000	Sep 16, 10	Jan 20, 11	6,422 98	5,446 90			976 08
	FIFO	145 000	Sep 16, 10	Sep 01, 11	5,825 56	5,062 82			762 74
	FIFO	41 000	Oct 07, 10	Oct 03, 11	1,488 66	1,452 88			35 78
INGERSOLL-RAND PLC	FIFO	557 000	Jul 13, 11	Aug 11, 11	16,031 04	25,697 31		-9,666 27	
INTL FLAVORS&FRGRNCS	FIFO	374 000	Mar 10, 11	Aug 11, 11	20,571 13	21,551 94		-980 81	
ITT CORP **REVERSE SPLIT EFF 11/2011**	FIFO	231 000	Jan 14, 11	Mar 04, 11	13,220 68	13,761 20		-540 52	
	FIFO	62 000	Jan 20, 11	Mar 04, 11	3,548 41	3,594 76		-46 35	
LUBRIZOL CORP NEW **MERGER EFF 09/2011 **	FIFO	92 000	Nov 30, 10	Mar 22, 11	12,311 50	9,644 04			2,667 46
	FIFO	21 000	Nov 30, 10	Mar 23, 11	2,809 63	2,201 36			608.27
	FIFO	47 000	Dec 09, 10	Mar 23, 11	6,288 21	4,913 37			1,374 84
	FIFO	74 000	Dec 15, 10	Mar 23, 11	9,900 59	7,943 82			1,956 77

continued next page



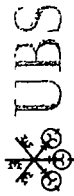
SCHEDULE D-3, pg 4 of 6

Realized gains and losses (continued)

Short-term capital gains and losses (continued)

Security description	Method	Quantity or face value	Purchase date	Sale date	Sale amount (\$)	Cost basis (\$)	Wash sale cost basis adjustment(\$)	Loss (\$)	Gain (\$)
MONSANTO CO NEW	FIFO	83 000	Oct 19, 10	Mar 02, 11	5,787 58	4,782 90			1,004 68
	FIFO	126 000	Oct 19, 10	Apr 04, 11	9,327 46	7,260 79			2,066 67
	FIFO	1 000	Oct 19, 10	Oct 13, 11	72 32	57 63			14 69
	FIFO	58 000	Nov 03, 10	Oct 13, 11	4,194 55	3,424 16			770 39
	FIFO	49 000	Nov 04, 10	Oct 13, 11	3,543 67	3,041 51			502 16
MORGAN STANLEY	FIFO	1,030 000	Apr 29, 11	Aug 10, 11	17,585 67	26,878 67		-9,293 00	
MSCI INC CL A	FIFO	91 000	Feb 22, 11	Jun 23, 11	3,391 61	3,333 67			57 94
OCCIDENTAL PETROLEUM CRP	FIFO	65 000	Feb 11, 10	Jan 20, 11	6,244 14	5,204 45			1,039 69
	FIFO	8 000	Feb 11, 10	Jan 28, 11	756 25	640 55			115 70
	FIFO	213 000	Aug 11, 10	Jan 28, 11	20,135 13	16,310 30			3,824 83
PROCTER & GAMBLE CO	FIFO	85 000	Aug 16, 10	Feb 15, 11	5,447 66	5,078 15			369 51
	FIFO	195 000	Dec 20, 10	Feb 15, 11	12,497 58	12,706 14		-208 56	
ROVI CORP COM	FIFO	127 000	Aug 13, 10	Feb 14, 11	8,293 88	5,329 25			2,964 63
	FIFO	136 000	Aug 13, 10	May 11, 11	8,005 31	5,706 91			2,298 40
	FIFO	206 000	Nov 16, 10	May 11, 11	12,125 69	10,636 38			1,489 31
SCHLUMBERGER LTD NETHERLANDS ANTILLES	FIFO	190 000	Oct 19, 10	Apr 21, 11	17,103 79	12,047 98			5,055 81
SOLERA HOLDINGS INC	FIFO	106 000	Aug 05, 11	Dec 19, 11	4,778 06	5,598 53		-820 47	
SUNCOR ENERGY INC NEW CAD	FIFO	293 000	Jul 08, 11	Oct 04, 11	6,736 23	11,839 90		-5,103 67	
TECK RESOURCES LTD CL B ORD CAD	FIFO	319 000	Mar 21, 11	May 09, 11	16,122 68	17,061 78		-939 10	
THERMO FISHER SCIENTIFIC INC	FIFO	233 000	Oct 27, 11	Dec 22, 11	10,640 08	11,668 57		-1,028 49	
TRANSCANADA CORP (HOLDING CO) CAD	FIFO	623 000	Aug 17, 11	Nov 11, 11	24,973 53	26,614 44		-1,640 91	
Total					\$664,097.79	\$670,714.29		-\$60,308.33	\$53,691.83
Net short-term capital gains and losses								-\$6,616.50	

continued next page



ACCESS

Account name DENNIS L ROSS & ANN M ROSS
Friendly account name. CRUT - Neub Ber
Account number: WT 37805 SJ

ROSS CHARITABLE TRUST
2011 20-6567754

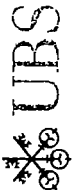
SCHEDULE D-3, pg 5 of 6

Realized gains and losses (continued)

Long-term capital gains and losses

Security description	Method	Quantity or face value	Purchase date	Sale date	Sale amount (\$)	Cost basis (\$)	Wash sale cost basis adjustment (\$)	Loss (\$)	Gain (\$)
AMER TOWER CORP CL A	FIFO	63 000	Dec 14, 07	Jun 23, 11	3,298 66	2,570 29			728 37
	FIFO	108 000	Dec 14, 07	Nov 01, 11	6,195 00	4,406 22			1,788 78
	FIFO	43 000	Dec 14, 07	Nov 22, 11	2,409 23	1,754 33			654 90
	FIFO	18 000	Jan 08, 09	Nov 22, 11	1,008 52	504 49			504 03
BHP BILLITON PLC NEW SPON ADR	FIFO	120 000	Dec 18, 09	Aug 10, 11	7,234 90	7,368 89		-133 99	
	FIFO	100 000	Jan 07, 10	Aug 10, 11	6,029 08	6,697 20		-668 12	
BORG WARNER INC	FIFO	112 000	Aug 20, 10	Oct 05, 11	6,832 24	5,063 37			1,768 87
	FIFO	69 000	Aug 25, 10	Oct 05, 11	4,209 14	3,005 47			1,203 67
CATERPILLAR INC	FIFO	22 000	Sep 15, 09	May 04, 11	2,450 40	1,136 54			1,313 86
	FIFO	66 000	Dec 10, 09	May 04, 11	7,351 19	3,762 77			3,588 42
	FIFO	28 000	Dec 10, 09	Aug 17, 11	2,522 72	1,596 33			926 39
	FIFO	66 000	Jan 05, 10	Aug 17, 11	5,946 40	3,904 91			2,041 49
DISCOVERY COMMUNICATIONS INC SER C	FIFO	123 000	Nov 29, 10	Nov 30, 11	4,628 50	4,395 41			233 09
EBAY INC	FIFO	352 000	Apr 29, 10	Jun 24, 11	10,350 71	8,527 90			1,822 81
GOLDMAN SACHS GROUP INC	FIFO	6 000	Mar 23, 09	Jan 20, 11	992 44	612 09			380 35
	FIFO	41 000	Apr 02, 09	Jan 20, 11	6,781 64	4,688 49			2,093 15
	FIFO	35 000	Apr 02, 09	Aug 03, 11	4,635 51	4,002 37			633 14
	FIFO	18 000	Aug 19, 09	Aug 03, 11	2,383 97	2,870 64		-486 67	
	FIFO	102 000	Jul 20, 10	Aug 03, 11	13,509 19	14,493 47		-984 28	
HUNT J B TRANS SVCS INC	FIFO	140 000	Sep 16, 10	Oct 03, 11	5,083 23	4,888 24			194 99
INTL BUSINESS MACH	FIFO	30 000	Oct 20, 09	Jan 20, 11	4,645 16	3,671 77			973 39
	FIFO	63 000	Oct 20, 09	Jun 13, 11	10,288 02	7,710 71			2,577 31
NORFOLK STHN CORP	FIFO	65 000	Oct 22, 09	Jan 20, 11	4,171 61	3,114 85			1,056 76
	FIFO	47 000	Oct 22, 09	Feb 04, 11	2,860 73	2,252 28			608 45
	FIFO	216 000	Jan 07, 10	Feb 04, 11	13,147 17	11,340 45			1,806 72
PALL CORP	FIFO	176 000	Jun 03, 10	Oct 04, 11	7,352 48	6,123 95			1,228 53
PROCTER & GAMBLE CO	FIFO	16 000	Aug 17, 07	Feb 15, 11	1,025 44	1,040 08		-14 64	
	FIFO	74 000	Feb 10, 09	Feb 15, 11	4,742 67	3,914 01			828 66

continued next page



ROSS CHARITABLE TRUST
2011 20-6567754


Friendly account name: CRUT - Neub Ber
 Account number: WT 37805 SJ

SCHEDULE D-3, pg 6 of 6

Realized gains and losses (continued)

Long-term capital gains and losses (continued)

Security description	Method	Quantity or face value	Purchase date	Sale date	Sale amount (\$)	Cost basis (\$)	Wash sale cost basis adjustment (\$)	Loss (\$)	Gain (\$)
SUNCOR ENERGY INC NEW CAD	FIFO	150 000	Apr 17, 09	Feb 15, 11	9,613 53	7,751 13			1,862 40
	FIFO	58 000	May 05, 09	Jan 03, 11	2,248 21	1,614 74			633 47
	FIFO	217 000	May 05, 09	Oct 04, 11	4,988 95	6,041 37		-1,052 42	
	FIFO	98 000	Aug 14, 09	Oct 04, 11	2,253 07	3,168 15		-915 08	
	FIFO	236 000	Apr 19, 10	Oct 04, 11	5,425 77	7,743 94		-2,318 17	
UNITED PARCEL SERVICE INC CL B	FIFO	116 000	May 19, 10	Jun 13, 11	7,943 83	7,500 13			443 70
	FIFO	48 000	May 24, 10	Jun 13, 11	3,287 10	2,972 20			314 90
	FIFO	72 000	May 24, 10	Sep 30, 11	4,621 79	4,458 31			163 48
	FIFO	73 000	Jun 17, 10	Sep 30, 11	4,685 99	4,514 98			171 01
VERISK ANALYTICS INC CL A	FIFO	133 000	Oct 12, 09	Nov 01, 11	4,480 71	3,569 31			911 40
Total					\$201,634.90	\$174,751.78		-\$6,573.37	\$33,456.49
Net long-term capital gains or losses									\$26,883.12
Net capital gains/losses									\$20,266.62



UBS Financial Services Inc
121 S Whittier St
Wichita KS 67207-1064

ENP7000029225 1211 X24 WT 0

2011 Year End Summary

ROSS CHARITABLE TRUST
2011 20-6567754

Account name: DENNIS L ROSS & ANN M ROSS
TRUSTEES ROSS CHARITABLE TRUST
Friendly account name: CRUT - Calamos
Account number: WT 37806 SJ

Your Financial Advisor
SMITH INVESTMENT GROUP
Phone 316-612-6500/866-311-9752

DENNIS L ROSS & ANN M ROSS
TRUSTEES ROSS CHARITABLE TRUST
U/A DATED 5/25/2005
747 LINDEN CT
WICHITA KS 67206-4004

SCHEDULE D-4, pg 1 of 9

Summary of gains and losses

	Amount (\$)
Short term	-4,658.44
Long term	150,332.70
Total	\$145,674.26

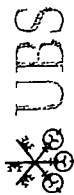
Realized gains and losses

Estimated 2011 gains and losses for transactions with trade dates through 12/30/11 have been incorporated into this statement. Please note that gain or loss recognized on the sale or redemption of certain Structured Products, like Contingent Debt Securities, may be ordinary, and not capital, gain or loss. Please check with your tax advisor. To calculate gains and losses, we liquidate the oldest security lot first. This is known as the first-in, first-out or FIFO accounting method. We use this method unless you specified which tax lot to close when you placed your order. This is known as a versus purchases or VSP order.

Short-term capital gains and losses

Security description	Method	Quantity or face value	Purchase date	Sale date	Sale amount (\$)	Cost basis (\$)	Wash sale cost basis adjustment (\$)	Loss (\$)	Gain (\$)
ABB LTD SPON ADR	FIFO	275,000	Apr 20, 10	Jan 05, 11	6,010.15	6,209.50		-199.35	

continued next page



ROSS CHARITABLE TRUST
2011 20-6567754

Friendly account name CRUT - Calamos
Account number WT 37806 SJ

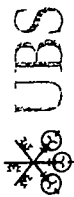
SCHEDULE D-4, pg 2 of 9

Realized gains and losses (continued)

Short-term capital gains and losses (continued)

Security description	Method	Quantity or face value	Purchase date	Sale date	Sale amount (\$)	Cost basis (\$)	Wash sale cost basis adjustment (\$)	Loss (\$)	Gain (\$)
ABERCROMBIE & FITCH CO CL A	FIFO	120 000	Mar 03, 11	Nov 08, 11	7,065 46	7,018 00			47 46
ACME PACKET INC	FIFO	100 000	Jul 06, 11	Nov 01, 11	3,807 25	7,253 10		-3,445 85	
AGILENT TECHNOLOGIES INC	FIFO	155 000	May 05, 11	Sep 27, 11	5,294 94	7,612 25		-2,317 31	
AMAZON COM INC	FIFO	1 000	Nov 04, 10	Aug 11, 11	196 69	170 83			25 86
ANGLO AMERN PLC NEW ADR	FIFO	400 000	Sep 14, 10	Mar 03, 11	10,899 79	7,996 00			2,903 79
ASML HOLDING NV NY REG SHS NEW	FIFO	175 000	Aug 20, 10	Jun 14, 11	6,598 11	4,922 75			1,675 36
	FIFO	10 000	Sep 14, 10	Jun 14, 11	377 03	282 08			94 95
	FIFO	200 000	Sep 14, 10	Jul 15, 11	6,869 86	5,641 56			1,228 30
AUTODESK INC	FIFO	180 000	Dec 15, 10	Jul 05, 11	6,922 96	6,916 75		-7 04	6 21
	FIFO	5 000	Jan 28, 11	Jul 05, 11	192 30	199 34		-217 46	
	FIFO	25 000	Jan 28, 11	Nov 22, 11	779 23	996 69		-198 74	
BAKER HUGHES INC	FIFO	10 000	May 05, 11	Nov 22, 11	511 76	710 50		-1,898 04	
BARD C R INC	FIFO	67 000	Jul 06, 11	Oct 18, 11	5,627 32	7,525 36			49 31
BRUKER CORP	FIFO	14 000	Jun 10, 10	Jan 04, 11	227 10	177 79			1,325 34
	FIFO	386 000	Jun 11, 10	Jan 04, 11	6,261 51	4,936 17			3,120 93
CARMAX INC	FIFO	255 000	Jun 28, 10	Jan 27, 11	8,542 23	5,421 30			713 25
CERNER CORP	FIFO	120 000	May 10, 11	Oct 19, 11	7,971 45	7,258 20			
CHESAPEAKE ENERGY CORP OKLA	FIFO	15 000	May 11, 11	Nov 22, 11	355 64	464 64		-109 00	
CIRRUS LOGIC INC	FIFO	345 000	Aug 27, 10	Apr 18, 11	5,371 44	5,497 68		-126 24	
CISCO SYSTEMS INC	FIFO	305 000	Aug 19, 10	May 20, 11	5,036 70	6,746 60		-1,709 90	
CNOOC LTD SPON ADR	FIFO	32 000	Aug 27, 10	Jun 07, 11	7,683 05	5,471 48			2,211 57
	FIFO	6 000	Nov 08, 10	Jun 07, 11	1,440 57	1,391 03			49 54
	FIFO	5 000	Nov 08, 10	Jun 23, 11	1,128 52	1,159 19		-30 67	
	FIFO	17 000	Nov 08, 10	Jul 05, 11	4,002 99	3,941 25			61 74
	FIFO	28 000	Dec 02, 10	Jul 05, 11	6,593 17	6,411 94			181 23
COMPANHIA DE BEBIDAS DAS AMERS AMBEV SPON ADR	FIFO	238 000	Jan 12, 11	Mar 28, 11	6,362 28	6,992 63		-630 35	
	FIFO	10 000	Jan 27, 11	Mar 28, 11	267 32	284 86		-17 54	

continued next page



Managed Accounts Consulting

Account name: DENNIS L ROSS & ANN M ROSS
 Friendly account name: CRUT - Calamos
 Account number: WT 37806 SJ

ROSS CHARITABLE TRUST
 2011 20-6567754

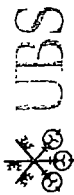
SCHEDULE D-4, pg 3 of 9

Realized gains and losses (continued)

Short-term capital gains and losses (continued)

Security description	Method	Quantity or face value	Purchase date	Sale date	Sale amount (\$)	Cost basis (\$)	Wash sale cost basis adjustment (\$)	Loss (\$)	Gain (\$)
COVIDIEN PLC	FIFO	25 000	Jan 27, 11	Nov 22, 11	799 98	712 14			87 84
DECKERS OUTDOOR CORP	FIFO	130 000	Jun 14, 11	Oct 14, 11	5,962 77	6,999 20	-1,036 43		
EMC CORP MASS	FIFO	90 000	Mar 23, 11	Dec 30, 11	6,952 14	7,246 80		-294 66	
EQT CORP	FIFO	35 000	Jul 01, 10	Jun 23, 11	917 68	638 26			279 42
EXPEDIA INC (DELA) **EXCHANGE EFF 12/2011**	FIFO	155 000	Mar 21, 11	Nov 07, 11	9,853 90	7,360 70			2,493 20
FLUOR CORP NEW	FIFO	215 000	Aug 09, 10	Feb 18, 11	4,516 44	5,321 25		-804 81	
FORTINET INC	FIFO	245 000	Aug 30, 10	Feb 18, 11	5,146 64	5,691 15		-544 51	
FOSSIL INC	FIFO	15 000	Jun 30, 10	Jun 23, 11	917 92	647 14			270 78
FREEMONT-MCMORAN COPPER & GOLD INC	FIFO	370 000	Feb 09, 11	Jul 26, 11	7,581 15	7,583 15		-2 00	
F5 NETWORKS INC	FIFO	70 000	Jun 14, 11	Aug 22, 11	5,211 12	7,598 50		-2,387 38	
HERBALIFE LTD	FIFO	20 000	Oct 04, 10	Jun 23, 11	957 78	869 28			88 50
HOLLYFRONTIER CORP COM	FIFO	28 000	Mar 17, 10	Jan 24, 11	2,964 25	1,801 25			1,163 00
INFORMATICA CORP	FIFO	150 000	Oct 28, 10	May 05, 11	8,873 87	6,410 34			2,463 53
INTEL CORP	FIFO	15 000	Sep 14, 10	Jun 23, 11	813 75	449 55			364 20
LABORATORY CORP AMER HLDGS NEW	FIFO	155 000	Sep 14, 10	Aug 11, 11	8,506 04	4,645 35			3,860.69
LONGTOP FINANCIAL TECHNOLOGIES LTD SPON ADR	FIFO	0 897	Feb 17, 11	Jul 01, 11	65 02	52 85			12 17
MELCO CROWN ENTERTAINMENT LTD ADR	FIFO	258 000	Feb 17, 11	Oct 25, 11	7,354 94	7,600 17		-245 23	
MELCO CROWN ENTERTAINMENT LTD ADR	FIFO	10 000	May 19, 11	Nov 22, 11	444 09	552 90		-108 81	
MELCO CROWN ENTERTAINMENT LTD ADR	FIFO	35 000	Apr 04, 11	Nov 22, 11	814 08	678 41			135 67
MELCO CROWN ENTERTAINMENT LTD ADR	FIFO	155 000	Feb 18, 11	Jun 20, 11	5,869 73	7,708 15		-1,838 42	
MELCO CROWN ENTERTAINMENT LTD ADR	FIFO	10 000	Apr 04, 11	Jun 23, 11	948 18	928 89			19 29
MELCO CROWN ENTERTAINMENT LTD ADR	FIFO	75 000	Apr 04, 11	Sep 13, 11	6,156 86	6,966 69		-809 83	
MELCO CROWN ENTERTAINMENT LTD ADR	FIFO	183 000	Oct 11, 10	Jan 26, 11	5,482 57	7,088 56		-1,605 99	
MELCO CROWN ENTERTAINMENT LTD ADR	FIFO	1,085 000	Nov 24, 10	Apr 01, 11	8,369 19	6,864 14			1,505.05

continued next page



ROSS CHARITABLE TRUST
2011 **20-6567754**

Friendly account name: CRUT - Calamos
 Account number: WT 37806 SJ

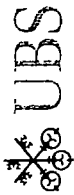
SCHEDULE D-4, pg 4 of 9

Realized gains and losses (continued)

Short-term capital gains and losses (continued)

Security description	Method	Quantity or face value	Purchase date	Sale date	Sale amount (\$)	Cost basis (\$)	Wash sale cost basis adjustment (\$)	Loss (\$)	Gain (\$)
MOODYS CORP	FIFO	175 000	Jun 10, 11	Sep 07, 11	5,152.69	7,220.12		-2,067.43	
NETAPP INC	FIFO	65 000	Mar 16, 10	Feb 18, 11	3,460.17	2,156.95			1,303.22
NETGEAR INC	FIFO	220 000	Mar 03, 10	Feb 10, 11	7,359.01	5,872.53			1,486.48
	FIFO	210 000	Jul 23, 10	Feb 10, 11	7,024.51	5,260.02			1,764.49
NETLOGIC MICROSYSTEMS INC	FIFO	185 000	Mar 22, 11	Sep 14, 11	8,905.66	7,307.50			1,598.16
NEW ORIENTAL EDUCATION & TECHNOLOGY GROUP INC SPON ADR	FIFO	220 000	Sep 02, 11	Oct 05, 11	5,061.75	6,582.40		-1,520.65	
NOBLE CORP CHF	FIFO	170 000	Mar 07, 11	Jul 12, 11	6,205.87	7,761.62		-1,555.75	
NVIDIA CORP	FIFO	295 000	Feb 22, 11	Dec 07, 11	4,472.11	7,224.31		-2,752.20	
OMNIVISION TECHNOLOGIES INC	FIFO	270 000	Oct 04, 10	Aug 29, 11	4,642.78	6,399.00		-1,756.22	
OPEN TEXT CORP CAD	FIFO	15 000	Apr 01, 11	Nov 22, 11	824.53	945.60		-121.07	
ORACLE CORP	FIFO	30 000	Nov 10, 10	Jun 23, 11	954.88	854.79			100.09
PATTERSON-UTI ENERGY INC	FIFO	40 000	Feb 09, 11	Nov 22, 11	789.98	1,026.90		-236.92	
POLYCOM INC	FIFO	380 000	Nov 11, 10	Oct 24, 11	6,220.59	6,699.40		-478.81	
QUALCOMM INC	FIFO	20 000	Nov 30, 10	Nov 22, 11	1,089.37	938.39			150.98
QUALITY SYSTEMS INC	FIFO	160 000	Jul 08, 11	Oct 28, 11	6,527.87	7,290.13		-762.26	
RIVERBED TECHNOLOGY INC	FIFO	175 000	Jun 28, 10	Apr 04, 11	6,067.16	2,622.25			3,444.91
ROVI CORP COM	FIFO	110 000	Jan 06, 11	Mar 10, 11	5,873.88	7,105.89		-1,232.01	
SALESFORCE COM INC	FIFO	10 000	Sep 01, 11	Nov 22, 11	1,086.07	1,290.09		-204.02	
SCRIPPS NETWORKS INTERACT INC CL A	FIFO	135 000	Dec 27, 10	May 23, 11	6,627.02	7,137.45		-510.43	
SINA CORP	FIFO	80 000	Feb 11, 11	Jun 09, 11	7,562.15	7,366.61			195.54
SOLARWINDS INC	FIFO	25 000	May 04, 11	Nov 22, 11	766.48	591.00			175.48
ST JUDE MEDICAL INC	FIFO	145 000	Mar 29, 11	Aug 19, 11	5,927.18	7,435.09		-1,507.91	
TECK RESOURCES LTD CL B ORD CAD	FIFO	190 000	Oct 06, 10	Mar 01, 11	10,305.48	8,269.64			2,035.84
TERADATA CORP NEW (DELA)	FIFO	15 000	Jun 20, 11	Nov 22, 11	769.03	843.45		-74.42	

continued next page



Managed Accounts Consulting

Account name: DENNIS L ROSS & ANN M ROSS
 Friendly account name: CRUT - Calamos
 Account number: WT 37806 SJ

ROSS CHARITABLE TRUST
 2011 20-6567754

SCHEDULE D-4, pg 5 of 9

Realized gains and losses (continued)

Short-term capital gains and losses (continued)

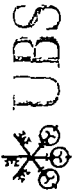
Security description	Method	Quantity or face value	Purchase date	Sale date	Sale amount (\$)	Cost basis (\$)	Wash sale cost basis adjustment(\$)	Loss (\$)	Gain (\$)
TIM PARTICIPACOE'S SA									
SPON ADR	FIFO	0.774	Jun 17, 11	Aug 09, 11	20.49	22.07		-1.58	
	FIFO	20,000	Jun 17, 11	Nov 22, 11	459.47	570.19		-110.72	
TUPPERWARE BRANDS CORP	FIFO	105,000	Jun 22, 11	Dec 05, 11	5,986.13	7,083.30		-1,097.17	
UNITED THERAPEUTICS CORP	FIFO	110,000	Sep 30, 10	Jun 14, 11	6,158.78	6,227.08		-68.30	
UNTD TECHNOLOGIES CORP	FIFO	35,000	May 18, 11	Jun 23, 11	2,948.76	3,041.44		-92.68	
VALEANT PHARMACEUTICALS	FIFO	50,000	May 18, 11	Oct 06, 11	3,528.93	4,344.92		-815.99	
INTL J CAD	FIFO	135,000	Jun 10, 11	Aug 12, 11	5,434.14	7,260.30		-1,826.16	
VERIFONE SYSTEMS INC	FIFO	10,000	Dec 15, 10	Nov 22, 11	415.99	414.00		1.99	
VERTEX PHARMACEUTICAL INC	FIFO	130,000	May 25, 11	Nov 09, 11	4,039.47	7,321.60		-3,282.13	
WADDELL & REED FINANCIAL INC CL A	FIFO	195,000	Apr 21, 11	Dec 12, 11	5,021.27	7,989.15		-2,967.88	
WATERS CORP	FIFO	85,000	Apr 05, 11	Aug 03, 11	6,882.15	7,531.30		-649.15	
WHITING PETROLEUM CORP NEW	FIFO	40,000	Sep 08, 10	May 20, 11	2,572.76	1,846.12		726.64	
	FIFO	160,000	Oct 07, 10	May 20, 11	10,291.05	8,094.07		2,196.98	
Total					\$395,312.52	\$399,970.96		-\$4,658.44	\$41,618.98

Net short-term capital gains and losses

Long-term capital gains and losses

Security description	Method	Quantity or face value	Purchase date	Sale date	Sale amount (\$)	Cost basis (\$)	Wash sale cost basis adjustment(\$)	Loss (\$)	Gain (\$)
ABERCROMBIE & FITCH CO CL A	FIFO	120,000	Nov 16, 09	May 17, 11	8,645.87	4,951.20			3,694.67
	FIFO	15,000	Nov 16, 09	Nov 08, 11	883.18	618.90			264.28
AGRUM INC (CANADA) CAD	FIFO	10,000	Jun 16, 09	Nov 22, 11	695.38	479.99			215.39
ALTERA CORP	FIFO	25,000	May 02, 08	Nov 22, 11	886.83	548.11			338.72
	FIFO	175,000	May 02, 08	Dec 12, 11	6,181.97	3,836.77			2,345.20

continued next page



Friendly account name: CRUT - Calamos
Account number: WT 37806 SJ

ROSS CHARITABLE TRUST.
2011 20-6567754

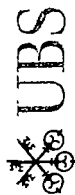
Realized gains and losses (continued)

SCHEDULE D-4, pg 6 of 9

Long-term capital gains and losses (continued)

Security description	Method	Quantity or face value	Purchase date	Sale date	Sale amount (\$)	Cost basis (\$)	Wash sale cost basis adjustment (\$)	Loss (\$)	Gain (\$)
AMAZON COM INC	FIFO	32 000	Nov 11, 09	May 26, 11	6,219 67	4,172 91			2,046 76
	FIFO	5 000	Nov 11, 09	Jun 23, 11	956 18	652 02			304 16
	FIFO	3 000	Nov 11, 09	Aug 11, 11	590 08	391 21			198 87
	FIFO	30 000	Dec 08, 09	Aug 11, 11	5,900 76	4,001 33			1,899 43
	FIFO	5 000	Nov 04, 10	Nov 22, 11	955 63	854 16			101 47
AMPHENOL CORP NEW CL A	FIFO	75 000	Nov 08, 07	Feb 04, 11	4,246 42	3,220 13			1,026 29
	FIFO	60 000	Dec 21, 07	Feb 04, 11	3,397 13	2,778 00			619 13
APACHE CORP	FIFO	5 000	Sep 24, 09	Jun 23, 11	578 99	455 18			123 81
	FIFO	5 000	Oct 13, 09	Jun 23, 11	578 98	488 07			90 91
	FIFO	10 000	Oct 13, 09	Nov 22, 11	926 48	976 13		-49 65	
APPLE INC	FIFO	5 000	Apr 21, 06	Jun 23, 11	1,631 31	337 60			1,293 71
	FIFO	13 000	Apr 21, 06	Jul 27, 11	5,127 93	877 74			4,250 19
	FIFO	7 000	Apr 21, 06	Aug 19, 11	2,534 80	472 64			2,062 16
	FIFO	9 000	Apr 21, 06	Sep 21, 11	3,757 36	607 67			3,149 69
ARM HOLDINGS PLC SPON ADR	FIFO	35 000	May 07, 10	Jun 23, 11	961 08	358 41			602 67
	FIFO	530 000	May 07, 10	Dec 09, 11	14,163 33	5,427 30			8,736 03
BABCOCK & WILCOX CO NEW COM	FIFO	115 000	Jan 20, 10	Mar 17, 11	3,459 27	2,762 00			697 27
BAIDU INC ADS REPSNTG CL A ORD SHS SPON ADR	FIFO	155 000	Jun 28, 07	Oct 03, 11	16,592 23	2,512 50			14,079 73
BARRICK GOLD CORP CAD	Adjustment	20 000	Nov 20, 09	Jun 23, 11	864 98	864 98	-12 97		
BRUKER CORP	FIFO	60 000	Jun 11, 10	Aug 19, 11	779 91	767 28			12 63
	FIFO	340 000	Jul 29, 10	Aug 19, 11	4,419 51	4,347 89			71 62
CLIFFS NAT RESOURCES INC	FIFO	5 000	Aug 30, 10	Nov 22, 11	319 09	297 61			21 48
CME GROUP INC	FIFO	1 000	Nov 12, 08	Jun 08, 11	265 49	226 40			39 09
	FIFO	20 000	Dec 26, 08	Jun 08, 11	5,309 90	3,698 97			1,610 93
COACH INC	FIFO	45 000	Oct 31, 08	Mar 30, 11	2,357 85	916 47			1,441 38
	FIFO	115 000	Apr 29, 09	Mar 30, 11	6,025 60	2,793 35			3,232 25
	FIFO	15 000	Apr 29, 09	Nov 22, 11	899 23	364 35			534 88

continued next page



Managed Accounts Consulting

Account name: DENNIS L ROSS & ANN M ROSS
 Friendly account name: CRUT - Calamos
 Account number: WT 37806 SJ

ROSS CHARITABLE TRUST
 2011
 20-6567754

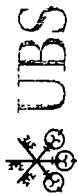
SCHEDULE D-4, pg 7 of 9

Realized gains and losses (continued)

Long-term capital gains and losses (continued)

Security description	Method	Quantity or face value	Purchase date	Sale date	Sale amount (\$)	Cost basis (\$)	Wash sale cost basis adjustment(\$)	Loss (\$)	Gain (\$)
COGNIZANT TECH SOLUTIONS									
CRP	FIFO	130 000	Dec 26, 08	Jan 14, 11	9,746 50	2,268 15			7,478 35
	FIFO	75 000	Dec 26, 08	May 06, 11	5,728 16	1,308 55			4,419 61
	FIFO	25 000	Apr 19, 10	May 06, 11	1,909 39	1,288 94			620 45
	FIFO	95 000	Apr 19, 10	Jun 20, 11	6,414 98	4,897 98			1,517 00
COMPLETE PRODUCTION									
SERVICES INC	FIFO	15 000	Nov 19, 10	Nov 22, 11	476 69	409 72			66 97
	FIFO	205 000	Nov 19, 10	Dec 22, 11	6,889 91	5,599 54			1,290 37
DOVER CORP	FIFO	15 000	May 04, 10	Jun 23, 11	956 29	780 36			175 93
EATON CORP	FIFO	210 000	Feb 08, 10	Jun 14, 11	9,813 11	6,608 52			3,204 59
	FIFO	10 000	Feb 08, 10	Nov 22, 11	424 39	314 69			109 70
	FIFO	20 000	Mar 17, 10	Nov 22, 11	848 78	753 28			95 50
EMC CORP MASS	FIFO	35 000	Jul 01, 10	Nov 22, 11	782 23	638 27			143 96
FIRST SOLAR INC	FIFO	22 000	Nov 19, 07	May 16, 11	2,749 94	4,711 83		-1,961 89	
F5 NETWORKS INC	FIFO	30 000	Feb 27, 09	Jan 24, 11	3,175 99	606 08			2,569 91
	FIFO	62 000	Mar 17, 10	Mar 18, 11	6,177 62	3,988 48			2,189 14
GEN-PROBE INC	FIFO	80 000	Sep 14, 07	Jul 20, 11	5,015 44	5,190 67		-175 23	
GOOGLE INC CL A	FIFO	5 000	Apr 24, 06	Jun 23, 11	2,374 97	2,197 00			177 97
GRAFTECH INTL LTD	FIFO	530 000	Aug 17, 09	Mar 02, 11	10,292 67	7,523 46			2,769 21
HANSEN NAT CORP	FIFO	10 000	Sep 08, 10	Nov 22, 11	888 36	479 00			409 36
ILLUMINA INC	FIFO	15 000	Mar 12, 10	Jun 23, 11	1,101 27	605 40			495 87
	FIFO	130 000	Mar 12, 10	Dec 14, 11	3,418 38	5,246 80		-1,828 42	
IMAX CORP CAD	FIFO	30 000	May 18, 10	Jun 23, 11	880 99	596 36			284 63
	FIFO	370 000	May 18, 10	Jul 13, 11	10,482 78	7,355 04			3,127 74
INTERCONTINENTALEXCHANGE									
INC	FIFO	10 000	Feb 25, 09	Jun 23, 11	1,183 97	598 61			585 36
INTUIT	FIFO	10 000	Oct 28, 10	Nov 22, 11	502 69	476 60			26 09
JABIL CIRCUIT INC	FIFO	50 000	Oct 14, 09	Jun 23, 11	946 48	769 16			177 32
	FIFO	315 000	Oct 14, 09	Jul 06, 11	6,517 22	4,845 71			1,671 51
LEGG MASON INC	FIFO	180 000	Sep 02, 09	May 03, 11	6,205 27	4,811 60			1,393 67

continued next page



Friendly account name: CRUT - Calamos
Account number: WT 37806 5J

ROSS CHARITABLE TRUST
2011 20-6567754

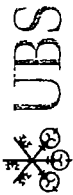
Realized gains and losses (continued)

SCHEDULE D-4, pg 8 of 9

Long-term capital gains and losses (continued)

Security description	Method	Quantity or face value	Purchase date	Sale date	Sale amount (\$)	Cost basis (\$)	Wash sale cost basis adjustment (\$)	Loss (\$)	Gain (\$)
LONGTOP FINANCIAL TECHNOLOGIES LTD SPON ADR	FIFO	150 000	Nov 23, 09	Jan 26, 11	4,493 91	5,353 11		-859 20	9,432 78
LULULEMON ATHLETICA INC	FIFO	185 000	Jan 21, 10	Feb 15, 11	15,310 30	5,877 52			
MARVELL TECHNOLOGY GROUP LTD	FIFO	25 000	May 07, 09	Mar 07, 11	403 84	275 24			128 60
	FIFO	320 000	Nov 09, 09	Mar 07, 11	5,169 11	4,891 14			277 97
MCDERMOTT INTL INC	FIFO	230 000	Jan 20, 10	Jun 13, 11	4,220 41	2,772 63			1,447 78
MERCADOLIBRE INC	FIFO	10 000	Oct 08, 09	Jun 23, 11	771 66	411 70			359 96
	FIFO	125 000	Oct 08, 09	Oct 31, 11	8,352 33	5,146 24			3,206 09
NATL-OILWELLVARCO INC	FIFO	15 000	Feb 11, 09	Jun 23, 11	1,060 62	428 49			632 13
NETAPP INC	FIFO	80 000	Jun 26, 08	Feb 18, 11	4,258 67	1,801 04			2,457 63
	FIFO	140 000	Mar 16, 10	Mar 16, 11	6,460 87	4,645 73			1,815 14
NETFLIX COM INC	FIFO	45 000	Aug 27, 10	Sep 19, 11	7,149 01	5,638 32			1,510 69
NII HOLDINGS INC CL B	FIFO	230 000	Sep 24, 09	Mar 21, 11	8,970 67	6,873 67			2,097 00
NOVO NORDISK ADR DENMARK ADR	FIFO	10 000	Feb 09, 10	Jun 23, 11	1,163 07	690 60			472 47
ORACLE CORP	FIFO	40 000	Nov 10, 10	Nov 22, 11	1,188 37	1,139 72			48 65
PARKER HANNIFIN CORP	FIFO	50 000	Feb 06, 08	May 02, 11	4,662 45	3,308 49			1,353 96
	FIFO	40 000	Feb 21, 08	May 02, 11	3,729 96	2,598 11			1,131 85
	FIFO	35 000	May 14, 08	May 02, 11	3,263 72	3,026 45			237 27
	FIFO	10 000	May 14, 08	Nov 22, 11	777 08	864 70		-87 62	
PRICE T ROWE GROUP INC	FIFO	15 000	Apr 15, 08	Jun 23, 11	845 86	764 69			81 17
PRICELINE COM INC NEW	FIFO	17 000	Jul 10, 08	May 10, 11	8,992 47	1,873 64			7,118 83
	FIFO	18 000	Jul 10, 08	Aug 10, 11	9,017 82	1,983 86			7,033 96
	FIFO	3 000	Feb 04, 10	Aug 10, 11	1,502 97	615 40			887 57
RIVERBED TECHNOLOGY INC	FIFO	85 000	Mar 31, 10	Apr 04, 11	2,946 91	1,224 61			1,722 30
	FIFO	205 000	Jun 28, 10	Jul 25, 11	6,528 01	3,071 78			3,456 23
STARBUCKS CORP	FIFO	165 000	May 11, 09	May 17, 11	5,807 47	2,200 72			3,606 75
	FIFO	255 000	May 11, 09	Aug 10, 11	9,016 93	3,401 11			5,615 82
TRIMBLE NAVIGATION LTD	FIFO	195 000	May 20, 08	May 04, 11	8,317 53	6,681 13			1,636 40

continued next page



Managed Accounts Consulting

Account name: DENNIS L ROSS & ANN M ROSS
 Friendly account name: CRUT - Calamos
 Account number: WT 37806 SJ

ROSS CHARITABLE TRUST
 2011 20-6567754

SCHEDULE D-4, pg 9 of 9

Realized gains and losses (continued)

Long-term capital gains and losses (continued)

Security description	Method	Quantity or face value	Purchase date	Sale date	Sale amount (\$)	Cost basis (\$)	Wash sale cost basis adjustment (\$)	Loss (\$)	Gain (\$)
VARIAN MEDICAL SYSTEMS INC	FIFO	105 000	Mar 03, 09	Feb 07, 11	7,116 51	3,082 86			4,033 65
VEECO INSTRUMENTS INC DELAWARE	FIFO	20 000	May 06, 10	Jun 23, 11	945 58	884 00			61 58
	FIFO	110 000	May 06, 10	Jul 07, 11	4,955 49	4,862 00			93 49
VERIFONE SYSTEMS INC	FIFO	165 000	Dec 15, 10	Dec 19, 11	5,855 90	6,831 00		-975 10	
WATERS CORP	FIFO	85 000	Apr 30, 09	Jan 28, 11	6,599 14	3,825 31			2,773 83
	FIFO	55 000	Jun 30, 09	Jan 28, 11	4,270 03	2,836 78			1,433 25
Total					\$381,141 56	\$230,808.86		-\$5,937.11	\$156,269 81
Net long-term capital gains or losses									\$150,332 70
Net capital gains/losses:									\$145,674.26

FORM 990-PF INTEREST ON SAVINGS AND TEMPORARY CASH INVESTMENTS STATEMENT 1

SOURCE	AMOUNT
UBS FINANCIAL SERVICES	17.
TOTAL TO FORM 990-PF, PART I, LINE 3, COLUMN A	17.

FORM 990-PF DIVIDENDS AND INTEREST FROM SECURITIES STATEMENT 2

SOURCE	GROSS AMOUNT	CAPITAL GAINS DIVIDENDS	COLUMN (A) AMOUNT
UBS WT 37690	31,763.	179.	31,584.
UBS WT 37804	28,874.	0.	28,874.
UBS WT 37805	10,588.	0.	10,588.
UBS WT 37806	6,871.	0.	6,871.
TOTAL TO FM 990-PF, PART I, LN 4	78,096.	179.	77,917.

FORM 990-PF OTHER INCOME STATEMENT 3

DESCRIPTION	(A) REVENUE PER BOOKS	(B) NET INVESTMENT INCOME	(C) ADJUSTED NET INCOME
MISCELLANEOUS	455.	455.	
TOTAL TO FORM 990-PF, PART I, LINE 11	455.	455.	

FORM 990-PF ACCOUNTING FEES STATEMENT 4

DESCRIPTION	(A) EXPENSES PER BOOKS	(B) NET INVESTMENT INCOME	(C) ADJUSTED NET INCOME	(D) CHARITABLE PURPOSES
NOLAN O. LUKE CPA PA	2,448.	1,836.		612.
TO FORM 990-PF, PG 1, LN 16B	2,448.	1,836.		612.

FORM 990-PF TAXES STATEMENT 5

DESCRIPTION	(A) EXPENSES PER BOOKS	(B) NET INVEST- MENT INCOME	(C) ADJUSTED NET INCOME	(D) CHARITABLE PURPOSES
FOREIGN TAXES ON DIVIDENDS	4,548.	4,548.		0.
EXCISE TAX PAID FOR YEAR 2010	683.	0.		0.
FEDERAL ESTIMATED TAX PAID FOR YEAR 2011	1,520.	0.		0.
TO FORM 990-PF, PG 1, LN 18	6,751.	4,548.		0.

FORM 990-PF OTHER EXPENSES STATEMENT 6

DESCRIPTION	(A) EXPENSES PER BOOKS	(B) NET INVEST- MENT INCOME	(C) ADJUSTED NET INCOME	(D) CHARITABLE PURPOSES
INVESTMENT ACCOUNT FEES/EXPENSES	41,056.	41,056.		0.
OTHER INVESTMENT EXPENSE	940.	940.		0.
TO FORM 990-PF, PG 1, LN 23	41,996.	41,996.		0.

FORM 990-PF CORPORATE STOCK STATEMENT 7

DESCRIPTION	BOOK VALUE	FAIR MARKET VALUE
UBS 37805	557,907.	640,848.
UBS 37804	828,070.	683,563.
UBS 37806	719,635.	780,887.
UBS 37690	776,067.	769,936.
TOTAL TO FORM 990-PF, PART II, LINE 10B	2,881,679.	2,875,234.

FORM 990-PF	OTHER LIABILITIES	STATEMENT	8
DESCRIPTION	BOY AMOUNT	EOY AMOUNT	
LOSSES RECOGNIZED IN 2011 ON UNSETTLED TRANSACTIONS	0.	147,581.	
TOTAL TO FORM 990-PF, PART II, LINE 22	0.	147,581.	