



See a Social Security Number? Say Something!
Report Privacy Problems to <https://public.resource.org/privacy>
Or call the IRS Identity Theft Hotline at 1-800-908-4490



Form **990-PF**

Department of the Treasury
Internal Revenue Service

Return of Private Foundation
or Section 4947(a)(1) Nonexempt Charitable Trust
Treated as a Private Foundation

Note. The foundation may be able to use a copy of this return to satisfy state reporting requirements

OMB No 1545-0052

2011

For calendar year 2011, or tax year beginning 01-01-2011 , and ending 12-31-2011

G Check all that apply

☐ Initial return

☐ Initial return of a former public charity

☐ Final return

☐ Amended return

☐ Address change

☐ Name change

Name of foundation
NEWTON & ROCHELLE BECKER CHARITABLE TRUST

Number and street (or P O box number if mail is not delivered to street address)
700 LARKSPUR LANDING CIRCLE NO 199

City or town, state, and ZIP code
LARKSPUR, CA 94939

A Employer identification number
20-3822168







B Telephone number (see page 10 of the instructions)
(415) 461-4126

C If exemption application is pending, check here ☐
D 1. Foreign organizations, check here ☐
2. Foreign organizations meeting the 85% test, check here and attach computation ☐
E If private foundation status was terminated under section 507(b)(1)(A), check here ☐
F If the foundation is in a 60-month termination under section 507(b)(1)(B), check here ☐

H Check type of organization ☒ Section 501(c)(3) exempt private foundation
☐ Section 4947(a)(1) nonexempt charitable trust ☐ Other taxable private foundation

I Fair market value of all assets at end of year (from Part II, col. (c), line 16)
\$ 15,102,630

J Accounting method ☒ Cash ☐ Accrual
☐ Other (specify) _____
(Part I, column (d) must be on cash basis.)

Part I Analysis of Revenue and Expenses (The total of amounts in columns (b), (c), and (d) may not necessarily equal the amounts in column (a) (see page 11 of the instructions))		(a) Revenue and expenses per books	(b) Net investment income	(c) Adjusted net income	(d) Disbursements for charitable purposes (cash basis only)
Revenue	1 Contributions, gifts, grants, etc , received (attach schedule)	0			
	2 Check <input checked="" type="checkbox"/> if the foundation is not required to attach Sch B				
	3 Interest on savings and temporary cash investments	845	845		
	4 Dividends and interest from securities.	163,956	163,956		
	5a Gross rents				
	b Net rental income or (loss) _____				
	6a Net gain or (loss) from sale of assets not on line 10	496,000			
	b Gross sales price for all assets on line 6a _____ 2,245,889				
	7 Capital gain net income (from Part IV , line 2)		496,000		
	8 Net short-term capital gain				
	9 Income modifications				
	10a Gross sales less returns and allowances				
	b Less Cost of goods sold				
Operating and Administrative Expenses	c Gross profit or (loss) (attach schedule)				
	11 Other income (attach schedule)	 119,035	268,067		
	12 Total. Add lines 1 through 11	779,836	928,868		
	13 Compensation of officers, directors, trustees, etc	145,000	36,250		72,500
	14 Other employee salaries and wages				
	15 Pension plans, employee benefits	22,886	5,722		11,443
	16a Legal fees (attach schedule)				
	b Accounting fees (attach schedule)	 17,521	0		0
	c Other professional fees (attach schedule)	 300,162	106,364		86,030
	17 Interest	2,171	2,171		0
	18 Taxes (attach schedule) (see page 14 of the instructions)	 11,220	2,251		4,502
	19 Depreciation (attach schedule) and depletion	 152	0		
	20 Occupancy	13,200	0		0
	21 Travel, conferences, and meetings	28,448	0		14,224
	22 Printing and publications	426	0		213
	23 Other expenses (attach schedule)	 31,328	18,908		379
	24 Total operating and administrative expenses. Add lines 13 through 23	572,514	171,666		189,291
	25 Contributions, gifts, grants paid	241,278			241,278
	26 Total expenses and disbursements. Add lines 24 and 25	813,792	171,666		430,569
	27 Subtract line 26 from line 12				
	a Excess of revenue over expenses and disbursements	-33,956			
	b Net investment income (if negative, enter -0-)		757,202		
	c Adjusted net income (if negative, enter -0-)				

For Privacy Act and Paperwork Reduction Act Notice, see page 30 of the instructions.

Cat No 11289X

Form **990-PF** (2011)

Part II Balance Sheets		Attached schedules and amounts in the description column should be for end-of-year amounts only (See instructions)	Beginning of year	End of year	
			(a) Book Value	(b) Book Value	(c) Fair Market Value
Assets	1	Cash—non-interest-bearing			
	2	Savings and temporary cash investments	792,548	730,687	730,687
	3	Accounts receivable ▶ _____ Less allowance for doubtful accounts ▶ _____			
	4	Pledges receivable ▶ _____ Less allowance for doubtful accounts ▶ _____			
	5	Grants receivable			
	6	Receivables due from officers, directors, trustees, and other disqualified persons (attach schedule) (see page 15 of the instructions)			
	7	Other notes and loans receivable (attach schedule) ▶ _____ Less allowance for doubtful accounts ▶ _____			
	8	Inventories for sale or use			
	9	Prepaid expenses and deferred charges			
	10a	Investments—U S and state government obligations (attach schedule)			
	b	Investments—corporate stock (attach schedule)			
	c	Investments—corporate bonds (attach schedule).			
	11	Investments—land, buildings, and equipment basis ▶ _____ Less accumulated depreciation (attach schedule) ▶ _____			
	12	Investments—mortgage loans			
	13	Investments—other (attach schedule)	14,420,311	14,448,368	14,371,716
	14	Land, buildings, and equipment basis ▶ 2,629 Less accumulated depreciation (attach schedule) ▶ 2,402	379	227	227
15	Other assets (describe ▶ _____)				
16	Total assets (to be completed by all filers—see the instructions Also, see page 1, item I)	15,213,238	15,179,282	15,102,630	
Liabilities	17	Accounts payable and accrued expenses			
	18	Grants payable			
	19	Deferred revenue			
	20	Loans from officers, directors, trustees, and other disqualified persons			
	21	Mortgages and other notes payable (attach schedule)			
	22	Other liabilities (describe ▶ _____)			
	23	Total liabilities (add lines 17 through 22)	0	0	
Net Assets or Fund Balances	Foundations that follow SFAS 117, check here ▶ <input type="checkbox"/> and complete lines 24 through 26 and lines 30 and 31.				
	24	Unrestricted			
	25	Temporarily restricted			
	26	Permanently restricted			
	Foundations that do not follow SFAS 117, check here ▶ <input checked="" type="checkbox"/> and complete lines 27 through 31.				
	27	Capital stock, trust principal, or current funds	0	0	
	28	Paid-in or capital surplus, or land, bldg , and equipment fund	0	0	
	29	Retained earnings, accumulated income, endowment, or other funds	15,213,238	15,179,282	
	30	Total net assets or fund balances (see page 17 of the instructions)	15,213,238	15,179,282	
	31	Total liabilities and net assets/fund balances (see page 17 of the instructions)	15,213,238	15,179,282	

Part III Analysis of Changes in Net Assets or Fund Balances

1	Total net assets or fund balances at beginning of year—Part II, column (a), line 30 (must agree with end-of-year figure reported on prior year’s return)	1	15,213,238
2	Enter amount from Part I, line 27a	2	-33,956
3	Other increases not included in line 2 (itemize) ▶ _____	3	0
4	Add lines 1, 2, and 3	4	15,179,282
5	Decreases not included in line 2 (itemize) ▶ _____	5	0
6	Total net assets or fund balances at end of year (line 4 minus line 5)—Part II, column (b), line 30	6	15,179,282

Part IV Capital Gains and Losses for Tax on Investment Income

(a) List and describe the kind(s) of property sold (e g , real estate, 2-story brick warehouse, or common stock, 200 shs MLC Co)		(b) How acquired P—Purchase D—Donation	(c) Date acquired (mo , day, yr)	(d) Date sold (mo , day, yr)
1a See Additional Data Table				
b				
c				
d				
e				

(e) Gross sales price	(f) Depreciation allowed (or allowable)	(g) Cost or other basis plus expense of sale	(h) Gain or (loss) (e) plus (f) minus (g)
a See Additional Data Table			
b			
c			
d			
e			

Complete only for assets showing gain in column (h) and owned by the foundation on 12/31/69			(I) Gains (Col (h) gain minus col (k), but not less than -0-) or Losses (from col (h))
(i) F M V as of 12/31/69	(j) Adjusted basis as of 12/31/69	(k) Excess of col (i) over col (j), if any	
a See Additional Data Table			
b			
c			
d			
e			

2 Capital gain net income or (net capital loss)	{ If gain, also enter in Part I, line 7 If (loss), enter -0- in Part I, line 7 }	2	496,000
3 Net short-term capital gain or (loss) as defined in sections 1222(5) and (6) If gain, also enter in Part I, line 8, column (c) (see pages 13 and 17 of the instructions) If (loss), enter -0- in Part I, line 8		3	

Part V Qualification Under Section 4940(e) for Reduced Tax on Net Investment Income

(For optional use by domestic private foundations subject to the section 4940(a) tax on net investment income)

If section 4940(d)(2) applies, leave this part blank

Was the foundation liable for the section 4942 tax on the distributable amount of any year in the base period? ☐ Yes ☒ No

If "Yes," the foundation does not qualify under section 4940(e) Do not complete this part

1 Enter the appropriate amount in each column for each year, see page 18 of the instructions before making any entries

(a) Base period years Calendar year (or tax year beginning in)	(b) Adjusted qualifying distributions	(c) Net value of noncharitable-use assets	(d) Distribution ratio (col (b) divided by col (c))
2010	1,274,154	16,015,608	0 079557
2009	2,624,650	16,700,335	0 157162
2008	3,059,909	18,068,032	0 169355
2007	2,496,996	16,770,589	0 148891
2006	79,000	1,003,454	0 078728

2 Total of line 1, column (d).	2	0 633693
3 Average distribution ratio for the 5-year base period—divide the total on line 2 by 5, or by the number of years the foundation has been in existence if less than 5 years	3	0 126739
4 Enter the net value of noncharitable-use assets for 2011 from Part X, line 5.	4	15,487,662
5 Multiply line 4 by line 3.	5	1,962,891
6 Enter 1% of net investment income (1% of Part I, line 27b).	6	7,572
7 Add lines 5 and 6.	7	1,970,463
8 Enter qualifying distributions from Part XII, line 4.	8	430,569

If line 8 is equal to or greater than line 7, check the box in Part VI, line 1b, and complete that part using a 1% tax rate See the Part VI instructions on page 18

Part VIExcise Tax Based on Investment Income (Section 4940(a), 4940(b), 4940(e), or 4948—see page 18 of the instructions)

1a		Exempt operating foundations described in section 4940(d)(2), check here <input type="checkbox"/> and enter "N/A" on line 1			
		Date of ruling or determination letter _____ (attach copy of letter if necessary—see instructions)			
b		Domestic foundations that meet the section 4940(e) requirements in Part V, check here <input type="checkbox"/> and enter 1% of Part I, line 27b		1	15,144
c		All other domestic foundations enter 2% of line 27b Exempt foreign organizations enter 4% of Part I, line 12, col (b)			
2		Tax under section 511 (domestic section 4947(a)(1) trusts and taxable foundations only Others enter -0-)		2	0
3		Add lines 1 and 2.		3	15,144
4		Subtitle A (income) tax (domestic section 4947(a)(1) trusts and taxable foundations only Others enter -0-)		4	0
5		Tax based on investment income. Subtract line 4 from line 3 If zero or less, enter -0-		5	15,144
6		Credits/Payments			
a		2011 estimated tax payments and 2010 overpayment credited to 2011	6a	15,320	
b		Exempt foreign organizations—tax withheld at source	6b		
c		Tax paid with application for extension of time to file (Form 8868)	6c		
d		Backup withholding erroneously withheld	6d		
7		Total credits and payments Add lines 6a through 6d.		7	15,320
8		Enter any penalty for underpayment of estimated tax Check here <input type="checkbox"/> if Form 2220 is attached		8	
9		Tax due. If the total of lines 5 and 8 is more than line 7, enter amount owed		9	
10		Overpayment. If line 7 is more than the total of lines 5 and 8, enter the amount overpaid.		10	176
11		Enter the amount of line 10 to be Credited to 2012 estimated tax 176	Refunded	11	0

Part VII-AStatements Regarding Activities

1a	During the tax year, did the foundation attempt to influence any national, state, or local legislation or did it participate or intervene in any political campaign?		Yes	No
		1a		No
b	Did it spend more than \$100 during the year (either directly or indirectly) for political purposes (see page 19 of the instructions for definition)?			No
	If the answer is "Yes" to 1a or 1b, attach a detailed description of the activities and copies of any materials published or distributed by the foundation in connection with the activities.			
c	Did the foundation file Form 1120-POL for this year?	1c		No
d	Enter the amount (if any) of tax on political expenditures (section 4955) imposed during the year (1) On the foundation \$ 0 (2) On foundation managers \$ 0			
e	Enter the reimbursement (if any) paid by the foundation during the year for political expenditure tax imposed on foundation managers \$ 0			
2	Has the foundation engaged in any activities that have not previously been reported to the IRS? If "Yes," attach a detailed description of the activities.	2		No
3	Has the foundation made any changes, not previously reported to the IRS, in its governing instrument, articles of incorporation, or bylaws, or other similar instruments? If "Yes," attach a conformed copy of the changes	3		No
4a	Did the foundation have unrelated business gross income of \$1,000 or more during the year?	4a		No
b	If "Yes," has it filed a tax return on Form 990-T for this year?	4b		
5	Was there a liquidation, termination, dissolution, or substantial contraction during the year? If "Yes," attach the statement required by General Instruction T.	5		No
6	Are the requirements of section 508(e) (relating to sections 4941 through 4945) satisfied either • By language in the governing instrument, or • By state legislation that effectively amends the governing instrument so that no mandatory directions that conflict with the state law remain in the governing instrument?	6	Yes	
7	Did the foundation have at least \$5,000 in assets at any time during the year? If "Yes," complete Part II, col (c), and Part XV	7	Yes	
8a	Enter the states to which the foundation reports or with which it is registered (see page 19 of the instructions) CA			
b	If the answer is "Yes" to line 7, has the foundation furnished a copy of Form 990-PF to the Attorney General (or designate) of each state as required by General Instruction G? If "No," attach explanation .	8b	Yes	
9	Is the foundation claiming status as a private operating foundation within the meaning of section 4942(j)(3) or 4942(j)(5) for calendar year 2011 or the taxable year beginning in 2011 (see instructions for Part XIV on page 27)? If "Yes," complete Part XIV	9		No
10	Did any persons become substantial contributors during the tax year? If "Yes," attach a schedule listing their names and addresses	10		No

Part VII-A

Statements Regarding Activities *(continued)*

11	At any time during the year, did the foundation, directly or indirectly, own a controlled entity within the meaning of section 512(b)(13)? If "Yes," attach schedule (see page 20 of the instructions).	11		No
12	Did the foundation acquire a direct or indirect interest in any applicable insurance contract before August 17, 2008?	12		No
13	Did the foundation comply with the public inspection requirements for its annual returns and exemption application? Website address NONE	13	Yes	
14	The books are in care of COHNREZNICK LLP Telephone no (310) 477-3722 Located at 11755 WILSHIRE BLVD LOS ANGELES CA ZIP +4 90025			
15	Section 4947(a)(1) nonexempt charitable trusts filing Form 990-PF in lieu of Form 1041 —Check here <input type="checkbox"/> and enter the amount of tax-exempt interest received or accrued during the year 15			
16	At any time during calendar year 2011, did the foundation have an interest in or a signature or other authority over a bank, securities, or other financial account in a foreign country?	16	Yes	No
See the instructions for exceptions and filing requirements for Form TD F 90-22.1 If "Yes", enter the name of the foreign country 				

Part VII-B

Statements Regarding Activities for Which Form 4720 May Be Required

File Form 4720 if any item is checked in the "Yes" column, unless an exception applies.			Yes	No
1a	During the year did the foundation (either directly or indirectly) (1) Engage in the sale or exchange, or leasing of property with a disqualified person? <input type="checkbox"/> Yes <input checked="" type="checkbox"/> No (2) Borrow money from, lend money to, or otherwise extend credit to (or accept it from) a disqualified person? <input type="checkbox"/> Yes <input checked="" type="checkbox"/> No (3) Furnish goods, services, or facilities to (or accept them from) a disqualified person? <input type="checkbox"/> Yes <input checked="" type="checkbox"/> No (4) Pay compensation to, or pay or reimburse the expenses of, a disqualified person? <input checked="" type="checkbox"/> Yes <input type="checkbox"/> No (5) Transfer any income or assets to a disqualified person (or make any of either available for the benefit or use of a disqualified person)? <input type="checkbox"/> Yes <input checked="" type="checkbox"/> No (6) Agree to pay money or property to a government official? (Exception. Check "No" if the foundation agreed to make a grant to or to employ the official for a period after termination of government service, if terminating within 90 days). <input type="checkbox"/> Yes <input checked="" type="checkbox"/> No			
b	If any answer is "Yes" to 1a(1)–(6), did any of the acts fail to qualify under the exceptions described in Regulations section 53.4941(d)-3 or in a current notice regarding disaster assistance (see page 20 of the instructions)? . . . Organizations relying on a current notice regarding disaster assistance check here. <input type="checkbox"/>	1b		No
c	Did the foundation engage in a prior year in any of the acts described in 1a, other than excepted acts, that were not corrected before the first day of the tax year beginning in 2011?	1c		No
2	Taxes on failure to distribute income (section 4942) (does not apply for years the foundation was a private operating foundation defined in section 4942(j)(3) or 4942(j)(5))			
a	At the end of tax year 2011, did the foundation have any undistributed income (lines 6d and 6e, Part XIII) for tax year(s) beginning before 2011? <input type="checkbox"/> Yes <input checked="" type="checkbox"/> No If "Yes," list the years 20 , 20 , 20 , 20			
b	Are there any years listed in 2a for which the foundation is not applying the provisions of section 4942(a)(2) (relating to incorrect valuation of assets) to the year's undistributed income? (If applying section 4942(a)(2) to all years listed, answer "No" and attach statement—see page 20 of the instructions).	2b		
c	If the provisions of section 4942(a)(2) are being applied to any of the years listed in 2a, list the years here 20 , 20 , 20 , 20			
3a	Did the foundation hold more than a 2% direct or indirect interest in any business enterprise at any time during the year? <input type="checkbox"/> Yes <input checked="" type="checkbox"/> No			
b	If "Yes," did it have excess business holdings in 2011 as a result of (1) any purchase by the foundation or disqualified persons after May 26, 1969, (2) the lapse of the 5-year period (or longer period approved by the Commissioner under section 4943(c)(7)) to dispose of holdings acquired by gift or bequest, or (3) the lapse of the 10-, 15-, or 20-year first phase holding period? (<i>Use Schedule C, Form 4720, to determine if the foundation had excess business holdings in 2011.</i>).	3b		
4a	Did the foundation invest during the year any amount in a manner that would jeopardize its charitable purposes?	4a		No
b	Did the foundation make any investment in a prior year (but after December 31, 1969) that could jeopardize its charitable purpose that had not been removed from jeopardy before the first day of the tax year beginning in 2011?	4b		No

Part VII-B

Statements Regarding Activities for Which Form 4720 May Be Required (continued)

5a	During the year did the foundation pay or incur any amount to			
	(1) Carry on propaganda, or otherwise attempt to influence legislation (section 4945(e))?	<input type="checkbox"/> Yes <input checked="" type="checkbox"/> No		
	(2) Influence the outcome of any specific public election (see section 4955), or to carry on, directly or indirectly, any voter registration drive?	<input type="checkbox"/> Yes <input checked="" type="checkbox"/> No		
	(3) Provide a grant to an individual for travel, study, or other similar purposes?	<input type="checkbox"/> Yes <input checked="" type="checkbox"/> No		
	(4) Provide a grant to an organization other than a charitable, etc , organization described in section 509(a)(1), (2), or (3), or section 4940(d)(2)? (see page 22 of the instructions).	<input type="checkbox"/> Yes <input checked="" type="checkbox"/> No		
	(5) Provide for any purpose other than religious, charitable, scientific, literary, or educational purposes, or for the prevention of cruelty to children or animals?	<input type="checkbox"/> Yes <input checked="" type="checkbox"/> No		
b	If any answer is "Yes" to 5a(1)–(5), did any of the transactions fail to qualify under the exceptions described in Regulations section 53.4945 or in a current notice regarding disaster assistance (see page 22 of the instructions)? Organizations relying on a current notice regarding disaster assistance check here.	<input checked="" type="checkbox"/>	5b	
c	If the answer is "Yes" to question 5a(4), does the foundation claim exemption from the tax because it maintained expenditure responsibility for the grant? <i>If "Yes," attach the statement required by Regulations section 53.4945–5(d).</i>	<input type="checkbox"/> Yes <input type="checkbox"/> No		
6a	Did the foundation, during the year, receive any funds, directly or indirectly, to pay premiums on a personal benefit contract?	<input type="checkbox"/> Yes <input checked="" type="checkbox"/> No		
b	Did the foundation, during the year, pay premiums, directly or indirectly, on a personal benefit contract? <i>If "Yes" to 6b, file Form 8870.</i>		6b	No
7a	At any time during the tax year, was the foundation a party to a prohibited tax shelter transaction?	<input type="checkbox"/> Yes <input checked="" type="checkbox"/> No		
b	If yes, did the foundation receive any proceeds or have any net income attributable to the transaction?		7b	


Part VIII

Information About Officers, Directors, Trustees, Foundation Managers, Highly Paid Employees, and Contractors

1 List all officers, directors, trustees, foundation managers and their compensation (see page 22 of the instructions).				
(a) Name and address	(b) Title, and average hours per week devoted to position	(c) Compensation (If not paid, enter -0-)	(d) Contributions to employee benefit plans and deferred compensation	(e) Expense account, other allowances
ROCHELLE BECKER 700 LARKSPUR LANDING CIRCLE STE 199 LARKSPUR, CA 94939	TRUSTEE 1 00	0	0	0
DAVID BECKER 700 LARKSPUR LANDING CIRCLE STE 199 LARKSPUR, CA 94939	TRUSTEE/EXEC DIRECTOR 40 00	145,000	0	0
NEWTON BECKER 700 LARKSPUR LANDING CIRCLE STE 199 LARKSPUR, CA 94939	TRUSTEE 1 00	0	0	0
2 Compensation of five highest-paid employees (other than those included on line 1—see page 23 of the instructions). If none, enter "NONE."				
(a) Name and address of each employee paid more than \$50,000	(b) Title, and average hours per week devoted to position	(c) Compensation	(d) Contributions to employee benefit plans and deferred compensation	(e) Expense account, other allowances
NONE				
Total number of other employees paid over \$50,000.				0

Part VIII

Information About Officers, Directors, Trustees, Foundation Managers, Highly Paid Employees, and Contractors (continued)

3 Five highest-paid independent contractors for professional services (see page 23 of the instructions). If none, enter "NONE".		
(a) Name and address of each person paid more than \$50,000	(b) Type of service	(c) Compensation
NIR BOMS - WORLD FIRST UK LTD 23 ANTIGNOS ST JERUSALEM IS	RESEARCH & PROJECTS	100,663
Total number of others receiving over \$50,000 for professional services. 		0


Part IX-A

Summary of Direct Charitable Activities

List the foundation's four largest direct charitable activities during the tax year. Include relevant statistical information such as the number of organizations and other beneficiaries served, conferences convened, research papers produced, etc	Expenses
1	
2	
3	
4	

Part IX-B

Summary of Program-Related Investments (see page 23 of the instructions)

Describe the two largest program-related investments made by the foundation during the tax year on lines 1 and 2	Amount
1	
2	
All other program-related investments. See page 24 of the instructions	
3	
Total. Add lines 1 through 3. 	0

Part X

Minimum Investment Return (All domestic foundations must complete this part. Foreign foundations, see page 24 of the instructions.)

1	Fair market value of assets not used (or held for use) directly in carrying out charitable, etc , purposes		
a	Average monthly fair market value of securities.	1a	9,714,048
b	Average of monthly cash balances.	1b	821,285
c	Fair market value of all other assets (see page 24 of the instructions).	1c	5,188,182
d	Total (add lines 1a, b, and c).	1d	15,723,515
e	Reduction claimed for blockage or other factors reported on lines 1a and 1c (attach detailed explanation).	1e	0
2	Acquisition indebtedness applicable to line 1 assets.	2	0
3	Subtract line 2 from line 1d.	3	15,723,515
4	Cash deemed held for charitable activities Enter 1 1/2% of line 3 (for greater amount, see page 25 of the instructions).	4	235,853
5	Net value of noncharitable-use assets. Subtract line 4 from line 3 Enter here and on Part V, line 4	5	15,487,662
6	Minimum investment return. Enter 5% of line 5.	6	774,383

Part XI

Distributable Amount (see page 25 of the instructions) (Section 4942(j)(3) and (j)(5) private operating foundations and certain foreign organizations check here ☒ and do not complete this part.)

1	Minimum investment return from Part X, line 6.	1	774,383
2a	Tax on investment income for 2011 from Part VI, line 5.	2a	15,144
b	Income tax for 2011 (This does not include the tax from Part VI).	2b	
c	Add lines 2a and 2b.	2c	15,144
3	Distributable amount before adjustments Subtract line 2c from line 1.	3	759,239
4	Recoveries of amounts treated as qualifying distributions.	4	0
5	Add lines 3 and 4.	5	759,239
6	Deduction from distributable amount (see page 25 of the instructions).	6	0
7	Distributable amount as adjusted Subtract line 6 from line 5 Enter here and on Part XIII, line 1.	7	759,239

Part XII

Qualifying Distributions (see page 25 of the instructions)

1	Amounts paid (including administrative expenses) to accomplish charitable, etc , purposes		
a	Expenses, contributions, gifts, etc —total from Part I, column (d), line 26.	1a	430,569
b	Program-related investments—total from Part IX-B.	1b	0
2	Amounts paid to acquire assets used (or held for use) directly in carrying out charitable, etc , purposes.	2	
3	Amounts set aside for specific charitable projects that satisfy the		
a	Suitability test (prior IRS approval required).	3a	
b	Cash distribution test (attach the required schedule).	3b	
4	Qualifying distributions. Add lines 1a through 3b Enter here and on Part V, line 8, and Part XIII, line 4	4	430,569
5	Foundations that qualify under section 4940(e) for the reduced rate of tax on net investment income Enter 1% of Part I, line 27b (see page 26 of the instructions).	5	0
6	Adjusted qualifying distributions. Subtract line 5 from line 4.	6	430,569
Note: The amount on line 6 will be used in Part V, column (b), in subsequent years when calculating whether the foundation qualifies for the section 4940(e) reduction of tax in those years			

Part XIII

Undistributed Income (see page 26 of the instructions)

		(a) Corpus	(b) Years prior to 2010	(c) 2010	(d) 2011
1	Distributable amount for 2011 from Part XI, line 7				759,239
2	Undistributed income, if any, as of the end of 2011				
a	Enter amount for 2010 only.			0	
b	Total for prior years 20____, 20____, 20____		0		
3	Excess distributions carryover, if any, to 2011				
a	From 2006.				46,104
b	From 2007.				1,715,677
c	From 2008.				2,273,387
d	From 2009.				1,793,537
e	From 2010.				483,054
f	Total of lines 3a through e.	6,311,759			
4	Qualifying distributions for 2011 from Part XII, line 4 ▶ \$ 430,569				
a	Applied to 2010, but not more than line 2a			0	
b	Applied to undistributed income of prior years (Election required—see page 26 of the instructions)		0		
c	Treated as distributions out of corpus (Election required—see page 26 of the instructions). . .	0			
d	Applied to 2011 distributable amount.				430,569
e	Remaining amount distributed out of corpus	0			
5	Excess distributions carryover applied to 2011 (If an amount appears in column (d), the same amount must be shown in column (a).)	328,670			328,670
6	Enter the net total of each column as indicated below:				
a	Corpus Add lines 3f, 4c, and 4e Subtract line 5	5,983,089			
b	Prior years' undistributed income Subtract line 4b from line 2b.		0		
c	Enter the amount of prior years' undistributed income for which a notice of deficiency has been issued, or on which the section 4942(a) tax has been previously assessed.		0		
d	Subtract line 6c from line 6b Taxable amount—see page 27 of the instructions . . .		0		
e	Undistributed income for 2010 Subtract line 4a from line 2a Taxable amount—see page 27 of the instructions			0	
f	Undistributed income for 2011 Subtract lines 4d and 5 from line 1 This amount must be distributed in 2011.				0
7	Amounts treated as distributions out of corpus to satisfy requirements imposed by section 170(b)(1)(F) or 4942(g)(3) (see page 27 of the instructions).	0			
8	Excess distributions carryover from 2006 not applied on line 5 or line 7 (see page 27 of the instructions).	0			
9	Excess distributions carryover to 2012. Subtract lines 7 and 8 from line 6a	5,983,089			
10	Analysis of line 9				
a	Excess from 2007. . . .				1,433,111
b	Excess from 2008. . . .				2,273,387
c	Excess from 2009. . . .				1,793,537
d	Excess from 2010. . . .				483,054
e	Excess from 2011. . . .				

Part XIV

Private Operating Foundations (see page 27 of the instructions and Part VII-A, question 9)

1a

If the foundation has received a ruling or determination letter that it is a private operating foundation, and the ruling is effective for 2011, enter the date of the ruling.

b

Check box to indicate whether the organization is a private operating foundation described in section 4942(j)(3) or 4942(j)(5)

☐ 4942(j)(3) or ☐ 4942(j)(5)

2a	Enter the lesser of the adjusted net income from Part I or the minimum investment return from Part X for each year listed.	Tax year	Prior 3 years			(e) Total
		(a) 2011	(b) 2010	(c) 2009	(d) 2008	
b	85% of line 2a					
c	Qualifying distributions from Part XII, line 4 for each year listed.					
d	Amounts included in line 2c not used directly for active conduct of exempt activities.					
e	Qualifying distributions made directly for active conduct of exempt activities. Subtract line 2d from line 2c.					
3	Complete 3a, b, or c for the alternative test relied upon					
a	"Assets" alternative test—enter					
	(1) Value of all assets					
	(2) Value of assets qualifying under section 4942(j)(3)(B)(i)					
b	"Endowment" alternative test— enter 2/3 of minimum investment return shown in Part X, line 6 for each year listed.					
c	"Support" alternative test—enter					
	(1) Total support other than gross investment income (interest, dividends, rents, payments on securities loans (section 512(a)(5)), or royalties).					
	(2) Support from general public and 5 or more exempt organizations as provided in section 4942(j)(3)(B)(iii).					
	(3) Largest amount of support from an exempt organization					
	(4) Gross investment income					

Part XV

Supplementary Information (Complete this part only if the organization had \$5,000 or more in assets at any time during the year—see page 27 of the instructions.)

1

Information Regarding Foundation Managers:

a

List any managers of the foundation who have contributed more than 2% of the total contributions received by the foundation before the close of any tax year (but only if they have contributed more than \$5,000) (See section 507(d)(2))

See Additional Data Table

b

List any managers of the foundation who own 10% or more of the stock of a corporation (or an equally large portion of the ownership of a partnership or other entity) of which the foundation has a 10% or greater interest

2

Information Regarding Contribution, Grant, Gift, Loan, Scholarship, etc., Programs:

Check here ☒ if the foundation only makes contributions to preselected charitable organizations and does not accept unsolicited requests for funds. If the foundation makes gifts, grants, etc. (see page 28 of the instructions) to individuals or organizations under other conditions, complete items 2a, b, c, and d.

a

The name, address, and telephone number of the person to whom applications should be addressed

b

The form in which applications should be submitted and information and materials they should include

c

Any submission deadlines

d

Any restrictions or limitations on awards, such as by geographical areas, charitable fields, kinds of institutions, or other factors

Part XV

Supplementary Information (continued)

3 Grants and Contributions Paid During the Year or Approved for Future Payment

Recipient	If recipient is an individual, show any relationship to any foundation manager or substantial contributor	Foundation status of recipient	Purpose of grant or contribution	Amount
Name and address (home or business)				
a Paid during the year See Additional Data Table				
Total			3a	241,278
b Approved for future payment				
Total			3b	0

Enter gross amounts unless otherwise indicated

Part XVI-B Relationship of Activities to the Accomplishment of Exempt Purposes

Form **990-PF** (2011)







Part XVII

1 Did the organization directly or indirectly engage in any of the following with any other organization described in section 501(c) of the Code (other than section 501(c)(3) organizations) or in section 527, relating to political organizations?		Yes	No
a Transfers from the reporting foundation to a noncharitable exempt organization of			
(1) Cash.			No
(2) Other assets.			No
b Other transactions			
(1) Sales of assets to a noncharitable exempt organization.			No
(2) Purchases of assets from a noncharitable exempt organization.			No
(3) Rental of facilities, equipment, or other assets.			No
(4) Reimbursement arrangements.			No
(5) Loans or loan guarantees.			No
(6) Performance of services or membership or fundraising solicitations.			No
c Sharing of facilities, equipment, mailing lists, other assets, or paid employees.			No
d If the answer to any of the above is "Yes," complete the following schedule. Column (b) should always show the fair market value of the goods, other assets, or services given by the reporting foundation. If the foundation received less than fair market value in any transaction or sharing arrangement, show in column (d) the value of the goods, other assets, or services received			

[illegible]

2a Is the foundation directly or indirectly affiliated with, or related to, one or more tax-exempt organizations described in section 501(c) of the Code (other than section 501(c)(3)) or in section 527? ☐ Yes ☒ No

[illegible]

Sign Here	Under penalties of perjury, I declare that I have examined this return, including accompanying schedules and statements, and to the best of my knowledge and belief, it is true, correct, and complete Declaration of preparer (other than taxpayer or fiduciary) is based on all information of which preparer has any knowledge				
			<u>2012-11-14</u> Date		
	Paid Preparer's Use Only	Preparer's Signature  ELLEN ROSEN	Date	Check if self-employed <input checked="" type="checkbox"/>	PTIN P00462460
		Firm's name  COHNREZNICK LLP 11755 WILSHIRE BLVD STE 1700		Firm's EIN  22-1478099	
		Firm's address  LOS ANGELES, CA 90025		Phone no (310) 477-3722	

May the IRS discuss this return with the preparer shown above? See instructions ☒ Yes ☐ No

Form 990PF Part IV - Capital Gains and Losses for Tax on Investment Income - Columns a - d

(a) List and describe the kind(s) of property sold (e g , real estate, 2-story brick warehouse, or common stock, 200 shs MLC Co)	(b) How acquired P—Purchase D—Donation	(c) Date acquired (mo , day, yr)	(d) Date sold (mo , day, yr)
ISRAEL BIO-ENGINEERING PROJECT (FROM K-1)	P		
ISRAEL BIO-ENGINEERING PROJECT (FROM K-1)	P		
BEACH POINT STRATEGIC FUND LP (FROM K-1)	P		
BEACH POINT STRATEGIC FUND LP (FROM K-1)	P		
SANFORD C BERNSTEIN & CO (FROM K-1)	P		
SANFORD C BERNSTEIN & CO (FROM K-1)	P		
BERNSTEIN #46234	P		
JP MORGAN #08651	P		
JP MORGAN #08651	P		

Form 990PF Part IV - Capital Gains and Losses for Tax on Investment Income - Columns e - h

(e) Gross sales price	(f) Depreciation allowed (or allowable)	(g) Cost or other basis plus expense of sale	(h) Gain or (loss) (e) plus (f) minus (g)
		400	-400
3,659			3,659
		20,496	-20,496
		24,494	-24,494
		7,755	-7,755
173,543			173,543
345,867		325,218	20,649
264,839		206,594	58,245
1,457,981		1,164,932	293,049


Form 990PF Part IV - Capital Gains and Losses for Tax on Investment Income - Columns i - l

Complete only for assets showing gain in column (h) and owned by the foundation on 12/31/69			(l) Gains (Col (h) gain minus col (k), but not less than -0-) or Losses (from col (h))
(i) F M V as of 12/31/69	(j) Adjusted basis as of 12/31/69	(k) Excess of col (i) over col (j), if any	
			-400
			3,659
			-20,496
			-24,494
			-7,755
			173,543
			20,649
			58,245
			293,049

Form 990PF Part XV Line 1a - List any managers of the foundation who have contributed more than 2% of the total contributions received by the foundation before the close of any tax year (but only if they have contributed more than \$5,000).

ROCHELLE BECKER
DAVID BECKER
NEWTON BECKER

Form 990PF Part XV Line 3 - Grants and Contributions Paid During the Year or Approved for Future Payment

Recipient	If recipient is an individual, show any relationship to any foundation manager or substantial contributor	Foundation status of recipient	Purpose of grant or contribution	Amount
Name and address (home or business)				
a Paid during the year				
ADVANCING HUMAN RIGHTS277 PARK AVE 49TH FLOOR NEWYORK,NY 10172	N/A		RESEARCH AND EDUCATION ON FOREIGN AFFAIRS	50,000
BRANDEIS HILLEL DAY SCHOOL 555 BROTHERHOOD WAY SAN FRANCISCO,CA 94132	N/A		EDUCATION AND RESEARCH	10,000
BUREAU OF JEWISH EDUCATION OF SF639 14TH AVENUE SAN FRANCISCO,CA 94118	N/A		RELIGIOUS AND CULTURAL COMMUNICATION AND EDUCATION	58,178
CAMERAPO BOX 35040 BOSTON,MA 021350001	N/A		RESEARCH AND EDUCATION ON FOREIGN AFFAIRS	10,000
CENTER FOR JEWISH COMMUNITY7 CHURCH LANE SUITE 9 BALTIMORE,MD 21208	N/A		RESEARCH AND EDUCATION ON FOREIGN AFFAIRS	5,000
CONGREGATION RODEF SHOLOM 170 N SAN PEDRO ROAD SAN RAFAEL,CA 94903	N/A		RELIGIOUS AND CULTURAL COMMUNICATION AND EDUCATION	1,800
CONGREGATION SHERITH ISRAEL 2266 CALIFORNIA STREET SAN FRANCISCO,CA 94115	N/A		RELIGIOUS AND CULTURAL COMMUNICATION AND EDUCATION	1,000
CONGREGATION SHIR HADASH20 CHERRY BLOSSOM LANE LOS GATOS,CA 95032	N/A		RELIGIOUS AND CULTURAL COMMUNICATION AND EDUCATION	2,325
FRIENDS OF THE IDF1430 BROADWAY NEWYORK,NY 10018	N/A		RESEARCH AND EDUCATION ON FOREIGN AFFAIRS	5,000
HAZON322 PINE ST SUITE 600 SAN FRANCISCO,CA 94104	N/A		RELIGIOUS AND CULTURAL RESEARCH AND EDUCATION	10,000
INTERNATIONAL ISRAEL ALLIES CAUCUS FOUNDATION5505 CONNECTICUT AVE NY 248 WASHINGTON,DC 20015	N/A		PROMOTING COMMUNICATION AND INFORMATION ON FOREIGN A	10,000
INTERNET DEVELOPMENT FUND 6436 HARVEST RUN DRIVE SAN DIEGO,CA 92130	N/A		EDUCATION ON FOREIGN AFFAIRS	11,000
JEWISH COMMUNITY CENTER OF SF3200 CALIFORNIA STREET SAN FRANCISCO,CA 94105	N/A		RELIGIOUS AND CULTURAL COMMUNICATION AND EDUCATION	1,200
JEWISH COMMUNITY FEDERATION OF SF121 STEUART STREET SAN FRANCISCO,CA 94105	N/A		EDUCATIONAL, SOCIAL, AND CULTURAL PROGRAMS	10,000
JEWISH FAMILY AND CHILDREN'S SERVICES2150 POST STREET SAN FRANCISCO,CA 94115	N/A		EDUCATIONAL, SOCIAL, AND CULTURAL PROGRAMS	10,000
JEWISH FUNDERS NETWORK150 WEST 30TH ST SUITE 900 NEWYORK,NY 10001	N/A		EDUCATION ON PHILANTHROPY	3,600
LIBFORALL3524 YADKINVILLE ROAD NO357 WINSTONSALEM,NC 27106	N/A		RESEARCH AND CULTURAL COMMUNICATION AND EDUCATION	10,000
NATIONAL CHRISTIAN LEADERSHIP CONFERENCE FOR ISRAELPO BOX 158 ANOKA,MN 553030158	N/A		RESEARCH AND EDUCATION ON FOREIGN AFFAIRS	10,000
PENINSULA TEMPLE BETH EL1700 ALAMEDA DE LAS PULGAS SAN MATEO,CA 94403	N/A		RELIGIOUS AND CULTURAL COMMUNICATION AND EDUCATION	1,900
UCSF FOUNDATION220 MONTGOMERY STREET 5TH FLOOR SAN FRANCISCO,CA 94105	N/A		RESEARCH AND PRACTICE OF HEALTH CARE	20,000
WASHINGTON INSTITUTE FOR NEAR EAST POLICY1828 L STREET NW SUITE 1050 WASHINGTON,DC 20036	N/A		RESEARCH AND EDUCATION ON FOREIGN AFFAIRS	275
Total  3a				241,278

Form 990PF Part XVI-A Line 11 - Other revenue:

Enter gross amounts unless otherwise indicated	Unrelated business income		Excluded by section 512, 513, or 514		(e) Related or exempt function income (See the instructions)
	(a) Business code	(b) Amount	(c) Exclusion code	(d) Amount	
11 Other revenue					
a K-1 ISRAEL BIOENGINEERING - BUSINESS INCOME			14	-127,985	
b K-1 ISRAEL BIOENGINEERING - INTEREST INCOME			14	22,791	
c K-1 ISRAEL BIOENGINEERING - OTHER INCOME			14	-1,139	
d K-1 BEACH POINT STRATEGIC FUND - BUSINESS INCOME			14	-13,660	
e K-1 BEACH POINT STRATEGIC FUND - INTEREST			14	102,281	
f K-1 BEACH POINT STRATEGIC FUND - DIVIDEND INCOME			14	352	
g K-1 BEACH POINT STRATEGIC FUND - SECTION 1231 GAIN			14	-5	
h K-1 BEACH POINT STRATEGIC FUND - OTHER INCOME			14	6,458	
i K-1 BERNSTEIN GLOBAL FUND - INTEREST			14	2,019	
j K-1 BERNSTEIN GLOBAL FUND - DIVIDEND			14	52,129	
k K-1 BERNSTEIN GLOBAL FUND - OTHER INCOME			14	1,978	
l K-1 BERNSTEIN GLOBAL FUND - SECTION 1256			14	59,217	
m OTHER INCOME			14	-7,387	

TY 2011 Accounting Fees Schedule

Name: NEWTON & ROCHELLE BECKER CHARITABLE TRUST

EIN: 20-3822168

Category	Amount	Net Investment Income	Adjusted Net Income	Disbursements for Charitable Purposes
ACCOUNTING FEES	17,521	0		0

Note: To capture the full content of this document, please select landscape mode (11" x 8.5") when printing.

TY 2011 Depreciation Schedule

Name: NEWTON & ROCHELLE BECKER CHARITABLE TRUST

EIN: 20-3822168

Description of Property	Date Acquired	Cost or Other Basis	Prior Years' Depreciation	Computation Method	Rate / Life (# of years)	Current Year's Depreciation Expense	Net Investment Income	Adjusted Net Income	Cost of Goods Sold Not Included
COMPUTER	2008-09-05	2,629	935	200DB	5 0000000000000	152	0		

TY 2011 Investments - Other Schedule**Name:** NEWTON & ROCHELLE BECKER CHARITABLE TRUST**EIN:** 20-3822168

Category / Item	Listed at Cost or FMV	Book Value	End of Year Fair Market Value
BEACH POINT STRATEGIC FUND LP	AT COST	1,490,659	1,293,417
ISRAEL BIO-ENGINEERING K-1	AT COST	3,794,765	3,794,765
MD MEDICAL DIAGNOSTICS	AT COST	100,000	100,000
BERNSTEIN & CO-46234	AT COST	826,619	856,364
BERNSTEIN & CO-46212	AT COST	2,935,414	2,071,910
BEAR STEARNS/JP MORGAN-08618	AT COST	185,369	206,137
BEAR STEARNS/JP MORGAN-08651	AT COST	5,115,442	6,049,123
ATOX BIO - CLASS B WARRANTS	AT COST	100	0

TY 2011 Land, Etc. Schedule

Name: NEWTON & ROCHELLE BECKER CHARITABLE TRUST

EIN: 20-3822168

Category / Item	Cost / Other Basis	Accumulated Depreciation	Book Value	End of Year Fair Market Value
COMPUTER	2,629	2,402	227	

TY 2011 Other Expenses Schedule**Name:** NEWTON & ROCHELLE BECKER CHARITABLE TRUST**EIN:** 20-3822168

Description	Revenue and Expenses per Books	Net Investment Income	Adjusted Net Income	Disbursements for Charitable Purposes
PAYROLL PROCESSING FEES	758	189		379
OFFICE EXPENSES	6,613	0		0
BANK CHARGE	1,794	1,794		0
TELEPHONE & UTILITIES	5,238	0		0
SANFORD C BERSTEIN K-1 DEDUCTIONS	1,805	1,805		0
BEACH POINT K-1 OTHER DEDUCTIONS	15,114	15,114		0
BEACH POINT K-1 CONTRIBUTION	6	6		0

TY 2011 Other Income Schedule**Name:** NEWTON & ROCHELLE BECKER CHARITABLE TRUST**EIN:** 20-3822168

Description	Revenue And Expenses Per Books	Net Investment Income	Adjusted Net Income
CLASS ACTION SETTLEMENT (ENRON)	503	503	503
CLASS ACTION SETTLEMENT (VERITAS SOFTWARE CO)	32	32	32
CLASS ACTION SETTLEMENT (CONAGRA)	101	101	101
CAPITAL GAIN DISTRIBUTION LT (ACCT #46234)	16,931	16,931	16,931
CAPITAL GAIN DISTRIBUTION ST (ACCT #46234)	4,419	4,419	4,419
K-1 ISRAEL BIOENGINEERING - BUSINESS INCOME	-127,985		-127,985
K-1 ISRAEL BIOENGINEERING - INTEREST INCOME	22,791	22,791	22,791
K-1 ISRAEL BIOENGINEERING - OTHER INCOME	-1,139	-1,139	-1,139
K-1 BEACH POINT STRATEGIC FUND - BUSINESS INCOME	-13,660		-13,660
K-1 BEACH POINT STRATEGIC FUND - INTEREST	102,281	102,281	102,281
K-1 BEACH POINT STRATEGIC FUND - DIVIDEND INCOME	352	352	352
K-1 BEACH POINT STRATEGIC FUND - SECTION 1231 GAIN	-5	-5	-5
K-1 BEACH POINT STRATEGIC FUND - OTHER INCOME	6,458	6,458	6,458
K-1 BERNSTEIN GLOBAL FUND - INTEREST	2,019	2,019	2,019
K-1 BERNSTEIN GLOBAL FUND - DIVIDEND	52,129	52,129	52,129
K-1 BERNSTEIN GLOBAL FUND - OTHER INCOME	1,978	1,978	1,978
K-1 BERNSTEIN GLOBAL FUND - SECTION 1256	59,217	59,217	59,217
OTHER INCOME	-7,387		-7,387

TY 2011 Other Professional Fees Schedule**Name:** NEWTON & ROCHELLE BECKER CHARITABLE TRUST**EIN:** 20-3822168

Category	Amount	Net Investment Income	Adjusted Net Income	Disbursements for Charitable Purposes
INVESTMENT MGMT FEES	106,364	106,364		0
CONSULTANT EXPENSE	84,080	0		84,080
FOUNDATION MANAGEMENT EXP	107,768	0		0
TRUST COMMITTEE MEETING	1,950	0		1,950

TY 2011 Taxes Schedule**Name:** NEWTON & ROCHELLE BECKER CHARITABLE TRUST**EIN:** 20-3822168

Category	Amount	Net Investment Income	Adjusted Net Income	Disbursements for Charitable Purposes
PAYROLL TAXES	9,003	2,251		4,502
FRANCHISE TAX BOARD	10	0		0
FOREIGN TAX PAID	2,132	0		0
REGISTRATION RENEWAL FEE	75	0		0

Capital Gains Report

NEWTON AND ROCHELLE BECKER CHARITABLE TRUST (Account 038-46234)

January 1, 2011 through December 31, 2011

Open Date	Close Date	Quantity	Description	Sale Price	Unit Cost	Total Proceeds	Total Cost	Gain or Loss
LONG-TERM								
12/19/2008	03/09/2011	122	BERNSTEIN INTERMEDIATE	13 74	11 78	1,679 54	1,439 95	239 59
		237	DURATION PORTFOLIO					
12/31/2008	03/09/2011	121	BERNSTEIN INTERMEDIATE	13 74	11 85	1,674 25	1,443 95	230 30
		852	DURATION PORTFOLIO					
01/20/2009	03/09/2011	225	BERNSTEIN INTERMEDIATE	13 74	11 93	3,099 85	2,691 50	408 35
		608	DURATION PORTFOLIO					
02/20/2009	03/09/2011	393	BERNSTEIN INTERMEDIATE	13 74	11 81	5,406 43	4,647 01	759 42
		481	DURATION PORTFOLIO					
03/20/2009	03/09/2011	355	BERNSTEIN INTERMEDIATE	13 74	11 63	4,883 40	4,133 48	749 92
		415	DURATION PORTFOLIO					
04/20/2009	03/09/2011	349	BERNSTEIN INTERMEDIATE	13 74	12 07	4,800 40	4,216 94	583 46
		374	DURATION PORTFOLIO					
05/20/2009	03/09/2011	338	BERNSTEIN INTERMEDIATE	13 74	12 47	4,651 62	4,221 67	429 95
		546	DURATION PORTFOLIO					
06/19/2009	03/09/2011	348	BERNSTEIN INTERMEDIATE	13 74	12 36	4,794 00	4,312 50	481 50
		908	DURATION PORTFOLIO					
06/19/2009	07/08/2011	27	BERNSTEIN INTERMEDIATE	13 98	12 36	379 54	335 56	43 98
		149	DURATION PORTFOLIO					
07/20/2009	07/08/2011	336	BERNSTEIN INTERMEDIATE	13 98	12 62	4,702 94	4,245 43	457 51
		405	DURATION PORTFOLIO					
08/20/2009	07/08/2011	341	BERNSTEIN INTERMEDIATE	13 98	12 90	4,769 51	4,401 05	368 46
		167	DURATION PORTFOLIO					
09/18/2009	07/08/2011	321	BERNSTEIN INTERMEDIATE	13 98	13 09	4,495 73	4,209 52	286 21
		583	DURATION PORTFOLIO					
10/20/2009	07/08/2011	289	BERNSTEIN INTERMEDIATE	13 98	13 27	4,046 05	3,840 56	205 49
		417	DURATION PORTFOLIO					
11/03/2009	07/08/2011		BERNSTEIN INTERMEDIATE	13 98	13 22	2 39	2 26	0 13
		171	DURATION PORTFOLIO					
11/17/2009	07/08/2011	2,364	BERNSTEIN INTERMEDIATE	13 98	13 32	33,048 84	31,488 59	1,560 25
		008	DURATION PORTFOLIO					
11/17/2009	07/22/2011	3,822	BERNSTEIN INTERMEDIATE	13 98	13 32	53,438 00	50,915 18	2,522 82
		461	DURATION PORTFOLIO					
11/17/2009	09/22/2011	6,973	BERNSTEIN INTERMEDIATE	14 34	13 32	99,995 00	92,882 38	7,112 62
		152	DURATION PORTFOLIO					
11/17/2009	12/15/2011	7,942	BERNSTEIN INTERMEDIATE	13 85	13 32	110,000 00	105,790 61	4,209 39
		238	DURATION PORTFOLIO					
SUBTOTAL FOR LONG-TERM						345,867 49	325,218 14	20,649 35
TOTAL						345,867 49	325,218 14	20,649 35

J.P. MORGAN CLEARING CORP.
3 METROTECH CENTER
BROOKLYN NY 11245-0001

Account No: 720-08651
Account Name: ROCHELLE BECKER, DAVID BECKER,
Taxpayer Identification Number: ON-FILE

J.P.Morgan

Account Executive No: LE9

ORIGINAL: 12/31/11

2011 REALIZED GAIN (LOSS) SUMMARY

Total Cost, Realized Gain (Loss), and holding period information may not reflect all adjustments necessary for tax reporting purposes. Taxpayers should verify such information against their own records when calculating reportable gain or loss resulting from a sale, redemption, or exchange. JPMCC does not report such information to the IRS or other taxing authorities and is not responsible for the accuracy of such information taxpayers may be required to report to federal, state or other taxing authorities. JPMCC makes no warranties with respect to, and specifically disclaims any liability arising out of a customer's use of, or any tax position taken in reliance upon, such information. Unless otherwise noted, JPMCC determines cost basis at the time of sale based on the average cost-single category method for open-end mutual funds and based on the first-in, first-out (FIFO) method for all other securities. Proceeds information excludes accrued income.

SHORT TERM GAIN(LOSS) DETAILS

Security Description	Symbol/ CUSIP	Quantity	Date Acquired	Date Realized	Total Cost Original / Adjusted	Proceeds	Realized Gain(Loss)
BANCORPSOUTH INC	BXS	230.00	01/29/10	01/11/11	5,299.75	3,656.43	(1,643.32)
BANCORPSOUTH INC	BXS	475.00	06/29/10	02/01/11	8,620.82	7,418.83	(1,201.99)
BANCORPSOUTH INC	BXS	810.00	11/02/10	02/01/11	10,873.36	12,651.07	1,777.71
CBS CORP NEW CLASS B	CBS	655.00	12/08/10	06/27/11	11,760.98	18,019.09	6,258.11
DISH NETWORK CORP CL A	DISH	525.00	05/07/10	03/25/11	11,035.76	12,951.50	1,915.74
DISH NETWORK CORP CL A	DISH	175.00	05/20/10	03/25/11	3,648.75	4,317.16	668.41
DISH NETWORK CORP CL A	DISH	365.00	05/20/10	05/04/11	7,610.25	10,422.13	2,811.88
DISH NETWORK CORP CL A	DISH	155.00	06/29/10	05/04/11	2,856.17	4,425.84	1,569.67
DR PEPPER SNAPPLE GROUP INC	DPS	330.00	12/17/10	10/31/11	12,530.46	12,546.97	16.51
EL PASO CORPORATION	EP	770.00	06/02/10	05/04/11	8,500.80	13,906.01	5,405.21
EL PASO CORPORATION	EP	185.00	06/02/10	05/24/11	2,042.40	3,746.85	1,704.45
EL PASO CORPORATION	EP	880.00	06/09/10	05/24/11	9,988.00	17,822.86	7,834.86
EL PASO CORPORATION	EP	155.00	06/29/10	05/24/11	1,757.70	3,139.26	1,381.56
EL PASO CORPORATION	EP	680.00	06/29/10	05/31/11	7,711.20	14,284.59	6,573.39
EL PASO CORPORATION	EP	20.00	06/29/10	06/03/11	226.80	410.65	183.85
EL PASO CORPORATION	EP	575.00	08/02/10	06/03/11	7,364.60	11,806.33	4,441.73
EL PASO CORPORATION	EP	35.00	09/08/10	06/03/11	421.75	718.65	296.90
EL PASO CORPORATION	EP	635.00	09/08/10	06/08/11	7,651.75	12,636.90	4,985.15

This statement is not a substitute for form 1099 and is provided for informational purposes only

J P MORGAN CLEARING CORP.
3 METROTECH CENTER
BROOKLYN NY 11245-0001

Account No: 720-08651
Account Name: ROCHELLE BECKER, DAVID BECKER,
Taxpayer Identification Number: ON-FILE

Account Executive No. LE9

ORIGINAL: 12/31/11

J.P.Morgan

2011 REALIZED GAIN (LOSS) SUMMARY

SHORT TERM GAIN(LOSS) DETAILS (continued)

Security Description	Symbol/ CUSIP	Quantity	Date Acquired	Date Realized		Total Cost Original / Adjusted	Proceeds	Realized Gain(Loss)
MACYS INC	M	460.00	06/03/10	02/10/11		10,322.40	11,131.82	809.42
MACYS INC	M	315.00	06/29/10	02/10/11		5,619.60	7,622.87	2,003.27
MACYS INC	M	300.00	06/29/10	03/04/11		5,352.00	7,064.91	1,712.91
MACYS INC	M	245.00	08/02/10	03/04/11		4,764.76	5,769.67	1,004.91
MACYS INC	M	155.00	08/02/10	04/01/11		3,014.44	3,758.87	744.43
MACYS INC	M	385.00	09/20/10	04/01/11		8,473.08	9,336.55	863.47
MACYS INC	M	195.00	09/20/10	04/06/11		4,291.56	4,887.24	595.68
MACYS INC	M	335.00	01/11/11	04/06/11	C	7,771.65	8,396.03	624.38
MARRIOTT VACATIONS WORLDWIDE CORPORATION	VAC	99.00	08/01/11	12/29/11	C	1,784.32	1,699.80	(84.52)
MARRIOTT VACATIONS WORLDWIDE CORPORATION	VAC	47.00	10/06/11	12/29/11	C	758.05	806.97	48.92
RALCORP HOLDINGS INC NEW	RAH	120.00	10/13/10	05/04/11	S	7,141.19	10,543.18	3,401.99
RALCORP HOLDINGS INC NEW	RAH	115.00	10/13/10	09/02/11	S	6,843.64	9,758.48	2,914.84
RALCORP HOLDINGS INC NEW	RAH	35.00	11/02/10	09/02/11	S	2,151.21	2,969.97	818.76
***ROYAL CARIBBEAN CRUISES LTD	RCL	140.00	01/31/11	08/01/11	C	6,331.06	4,192.30	(2,138.76)
***RTS BROOKFIELD OFFICE PROPERTIES INC EXP 06/10/2011	112900121	2,394.00	05/16/11	06/01/11			37.34	
SYMETRA FINANCIAL CORPORATION	SYA	895.00	04/07/10	01/27/11		12,074.00	12,018.89	(55.11)
Total Short Term Proceeds*							\$264,876.01	
Total Short Term Gain(Loss)**							\$206,594.26	\$264,838.67
								\$58,244.41

LONG TERM GAIN(LOSS) DETAILS

Security Description	Symbol/ CUSIP	Quantity	Date Acquired	Date Realized		Total Cost Original / Adjusted	Proceeds	Realized Gain(Loss)
ALBEMARLE CORP	ALB	5.00	09/07/07	04/25/11		202.24	339.34	137.10
ALBEMARLE CORP	ALB	20.00	09/07/07	04/25/11		808.96	1,357.37	548.41
ALBEMARLE CORP	ALB	320.00	01/23/08	04/25/11		10,499.12	21,717.86	11,218.74

This statement is not a substitute for form 1099 and is provided for informational purposes only

J.P. MORGAN CLEARING CORP.
3 METROTECH CENTER
BROOKLYN NY 11245-0001

Account No 720-08651
Account Name: ROCHELLE BECKER, DAVID BECKER,
Taxpayer Identification Number ON-FILE

J.P.Morgan

Account Executive No LE9

ORIGINAL 12/31/11

2011 REALIZED GAIN (LOSS) SUMMARY

LONG TERM GAIN(LOSS) DETAILS (continued)

Security Description	Symbol/ CUSIP	Quantity	Date Acquired	Date Realized	Total Cost Original / Adjusted	Proceeds	Realized Gain(Loss)
AMERICAN WTR WKS CO INC NEW	AWK	30 00	06/06/08	02/04/11	658.20	800.49	142.29
AMERICAN WTR WKS CO INC NEW	AWK	275 00	10/20/08	02/04/11	5,343.25	7,337.85	1,994.60
AMERICAN WTR WKS CO INC NEW	AWK	450 00	05/26/09	02/04/11	7,835.22	12,007.39	4,172.17
AMERICAN WTR WKS CO INC NEW	AWK	415.00	07/10/09	02/04/11	7,622.64	11,073.48	3,450.84
AON CORP	AON	385 00	03/30/10	12/14/11	16,516.50	17,350.69	834.19
AON CORP	AON	390 00	04/12/10	12/14/11	16,930.06	17,576.02	645.96
AON CORP	AON	285 00	11/05/10	12/14/11	11,846.92	12,844.02	997.10
***ARCH CAPITAL GROUP LTD	ACGL	315.00	11/01/10	12/06/11	9,195.28	11,800.96	2,605.68
ARROW ELECTRONICS INC	ARW	50 00	12/01/06	02/09/11	1,596.47	2,045.61	449.14
ARROW ELECTRONICS INC	ARW	175.00	09/10/07	02/09/11	7,221.89	7,159.62	(62.27)
ARROW ELECTRONICS INC	ARW	110.00	09/10/07	07/14/11	4,539.48	4,107.45	(432.03)
ARROW ELECTRONICS INC	ARW	20 00	09/10/07	07/14/11	825.36	746.81	(78.55)
ARROW ELECTRONICS INC	ARW	35 00	01/04/08	07/14/11	1,254.05	1,306.91	52.86
AUTOZONE INC	AZO	33 00	10/20/08	10/06/11	3,550.14	10,499.64	6,949.50
BANCORPSOUTH INC	BXS	300.00	02/19/09	01/11/11	5,295.00	4,769.25	(525.75)
BANCORPSOUTH INC	BXS	255 00	04/02/09	01/11/11	5,552.47	4,053.87	(1,498.60)
BANCORPSOUTH INC	BXS	205 00	01/29/10	02/01/11	4,723.69	3,201.81	(1,521.88)
BB&T CORP	BBT	485 00	05/13/09	07/11/11	10,403.25	12,315.82	1,912.57
BB&T CORP	BBT	285.00	07/30/09	07/11/11	6,424.99	7,237.13	812.14
BB&T CORP	BBT	225.00	09/10/09	07/11/11	6,061.41	5,713.53	(347.88)
BEAM INC	BEAM	18 00	03/26/08	11/03/11	935.52	904.18	(31.34)
BEAM INC	BEAM	257 00	10/20/08	11/03/11	8,071.23	12,909.69	4,838.46
BECTON DICKINSON & CO	BDX	100.00	01/23/08	02/17/11	8,469.30	7,933.22	(536.08)
BECTON DICKINSON & CO	BDX	120.00	04/17/08	02/17/11	9,832.24	9,519.86	(312.38)

This statement is not a substitute for form 1099 and is provided for informational purposes only

J.P. MORGAN CLEARING CORP.
3 METROTECH CENTER
BROOKLYN NY 11245-0001

Account No 720-08651
Account Name ROCHELLE BECKER, DAVID BECKER,
Taxpayer Identification Number. ON-FILE

Account Executive No LE9

ORIGINAL: 12/31/11

J.P.Morgan

2011 REALIZED GAIN (LOSS) SUMMARY

LONG TERM GAIN(LOSS) DETAILS (continued)

Security Description	Symbol/ CUSIP	Quantity	Date Acquired	Date Realized	Total Cost Original / Adjusted	Proceeds	Realized Gain(Loss)
BECTON DICKINSON & CO	BDX	90.00	06/05/08	02/17/11	7,564.42	7,139.89	(424.53)
BECTON DICKINSON & CO	BDX	85.00	06/05/08	07/15/11	7,144.18	7,379.73	235.55
BECTON DICKINSON & CO	BDX	45.00	10/02/08	07/15/11	3,571.12	3,906.91	335.79
BED BATH & BEYOND INC	BBBY	310.00	11/25/08	07/15/11	5,848.48	18,072.68	12,224.20
BED BATH & BEYOND INC	BBBY	75.00	11/25/08	08/10/11	1,414.96	3,759.86	2,344.90
BED BATH & BEYOND INC	BBBY	255.00	02/19/09	08/10/11	5,502.90	12,783.51	7,280.61
BED BATH & BEYOND INC	BBBY	90.00	02/19/09	11/03/11	1,942.20	5,559.96	3,617.76
BED BATH & BEYOND INC	BBBY	75.00	03/02/10	11/03/11	3,103.45	4,633.30	1,529.85
***BROOKFIELD OFFICE PROPERTIES INC	BPO	112.00	10/11/06	05/04/11	2,574.36 T	2,189.57	(384.79)
***BROOKFIELD OFFICE PROPERTIES INC	BPO	302.00	10/11/06	05/04/11	6,909.04 T	5,904.03	(1,005.01)
***BROOKFIELD OFFICE PROPERTIES INC	BPO	211.00	01/04/08	05/04/11	3,772.68 T	4,125.00	352.32
BROWN FORMAN CORP-CL B	BFB	133.00	07/06/07	08/02/11	7,670.30	9,572.64	1,902.34
BROWN FORMAN CORP-CL B	BFB	12.00	07/06/07	08/02/11	720.89	863.70	142.81
BROWN FORMAN CORP-CL B	BFB	15.00	10/20/08	08/02/11	730.11	1,079.62	349.51
BROWN FORMAN CORP-CL B	BFB	105.00	10/20/08	10/06/11	5,110.75	7,362.71	2,251.96
CABLEVISION SYSTEMS CORP-CL A CABLEVISION NY GROUP COM	CVC	215.00	05/31/07	12/19/11	4,669.25 T	2,821.46	(1,847.79)
CABLEVISION SYSTEMS CORP-CL A CABLEVISION NY GROUP COM	CVC	390.00	01/04/08	12/19/11	5,511.75 T	5,118.00	(393.75)
CABLEVISION SYSTEMS CORP-CL A CABLEVISION NY GROUP COM	CVC	360.00	10/20/08	12/19/11	4,154.25 T	4,724.30	570.05
CENTURYLINK INC	CTL	135.00	05/06/05	11/03/11	4,158.00	4,929.04	771.04
CENTURYLINK INC	CTL	205.00	07/06/05	11/03/11	6,975.43	7,484.85	509.42
CINCINNATI FINANCIAL CORP	CINF	129.00	11/08/07	01/11/11	5,018.45	4,089.18	(929.27)
CINCINNATI FINANCIAL CORP	CINF	15.00	11/08/07	01/11/11	583.54	475.49	(108.05)
CINCINNATI FINANCIAL CORP	CINF	241.00	03/03/08	01/11/11	8,908.48	7,639.47	(1,269.01)

This statement is not a substitute for form 1099 and is provided for informational purposes only

J.P. MORGAN CLEARING CORP.
3 METROTECH CENTER
BROOKLYN NY 11245-0001

Account No. 720-08651
Account Name: ROCHELLE BECKER, DAVID BECKER,
Taxpayer Identification Number: ON-FILE

J.P.Morgan

Account Executive No LE9

ORIGINAL 12/31/11

2011 REALIZED GAIN (LOSS) SUMMARY

LONG TERM GAIN(LOSS) DETAILS (continued)

Security Description	Symbol/ CUSIP	Quantity	Date Acquired	Date Realized	Total Cost Original / Adjusted	Proceeds	Realized Gain(Loss)
CINCINNATI FINANCIAL CORP	CINF	59.00	03/03/08	02/10/11	2,180.91	1,951.57	(229.34)
CINCINNATI FINANCIAL CORP	CINF	170.00	09/08/08	02/10/11	5,325.93	5,623.18	297.25
CINCINNATI FINANCIAL CORP	CINF	181.00	10/20/08	02/10/11	4,085.53	5,987.03	1,901.50
CINCINNATI FINANCIAL CORP	CINF	355.00	10/20/08	03/09/11	8,013.06	11,850.22	3,837.16
CINCINNATI FINANCIAL CORP	CINF	284.00	10/20/08	07/18/11	6,410.45	7,792.81	1,382.36
CINCINNATI FINANCIAL CORP	CINF	465.00	11/11/08	07/18/11	11,018.25	12,759.35	1,741.10
CINCINNATI FINANCIAL CORP	CINF	290.00	03/03/09	07/18/11	5,950.80	7,957.45	2,006.65
CINCINNATI FINANCIAL CORP	CINF	505.00	04/30/09	07/18/11	12,254.95	13,856.93	1,601.98
COMMUNITY HEALTH SYSTEM INC NEW	CYH	175.00	04/30/08	04/04/11	6,561.26	7,109.97	548.71
COMMUNITY HEALTH SYSTEM INC NEW	CYH	305.00	10/20/08	04/04/11	5,560.15	12,391.65	6,831.50
COMMUNITY HEALTH SYSTEM INC NEW	CYH	80.00	03/03/09	04/04/11	1,176.95	3,250.27	2,073.32
COMMUNITY HEALTH SYSTEM INC NEW	CYH	425.00	03/03/09	04/11/11	6,252.56	11,818.87	5,566.31
COVENTRY HEALTH CARE INC	CVH	99.00	03/13/08	01/26/11	4,140.54	2,959.35	(1,181.19)
COVENTRY HEALTH CARE INC	CVH	240.00	10/02/08	01/26/11	7,444.70	7,174.18	(270.52)
COVENTRY HEALTH CARE INC	CVH	161.00	10/20/08	01/26/11	4,475.15	4,812.68	337.53
CVR ENERGY INC	CVI	505.00	11/28/07	02/03/11	10,857.50	8,501.82	(2,355.68)
CVR ENERGY INC	CVI	35.00	11/28/07	02/03/11	752.50	589.23	(163.27)
CVR ENERGY INC	CVI	320.00	05/06/08	02/03/11	6,693.78	5,387.29	(1,306.49)
CVR ENERGY INC	CVI	240.00	05/06/08	04/25/11	5,020.34	5,563.42	543.08
CVR ENERGY INC	CVI	295.00	07/29/08	04/25/11	4,043.47	6,838.36	2,794.89
CVR ENERGY INC	CVI	295.00	07/29/08	10/06/11	4,043.47	6,567.90	2,524.43
CVR ENERGY INC	CVI	85.00	10/20/08	10/06/11	395.51	1,892.44	1,496.93
EQT CORPORATION	EQT	190.00	06/05/08	05/20/11	13,666.65	9,556.81	(4,109.84)
EQT CORPORATION	EQT	100.00	07/29/08	05/20/11	5,187.52	5,029.90	(157.62)

This statement is not a substitute for form 1099 and is provided for informational purposes only

J.P. MORGAN CLEARING CORP
3 METROTECH CENTER
BROOKLYN NY 11245-0001

Account No. 720-08651
Account Name: ROCHELLE BECKER, DAVID BECKER,
Taxpayer Identification Number. ON-FILE

J.P.Morgan

Account Executive No: LE9

ORIGINAL: 12/31/11

2011 REALIZED GAIN (LOSS) SUMMARY

LONG TERM GAIN(LOSS) DETAILS (continued)

Security Description	Symbol/ CUSIP	Quantity	Date Acquired	Date Realized	Total Cost Original / Adjusted	Proceeds	Realized Gain(Loss)
EQT CORPORATION	EQT	45.00	07/29/08	06/09/11	2,334.38	2,396.72	62.34
EQT CORPORATION	EQT	175.00	08/14/08	06/09/11	8,760.58	9,320.58	560.00
EQT CORPORATION	EQT	60.00	09/16/08	06/09/11	2,343.74	3,195.62	851.88
EQT CORPORATION	EQT	175.00	09/16/08	06/22/11	6,835.90	8,904.03	2,068.13
EQT CORPORATION	EQT	80.00	10/20/08	06/22/11	2,307.20	4,070.41	1,763.21
GAP INC	GPS	690.00	01/23/09	01/20/11	8,165.94	13,973.17	5,807.23
GAP INC	GPS	145.00	01/23/09	05/23/11	1,716.03	2,847.78	1,131.75
GAP INC	GPS	340.00	02/09/09	05/23/11	4,009.92	6,677.54	2,667.62
GAP INC	GPS	550.00	02/09/09	06/23/11	6,486.64	9,736.53	3,249.89
GAP INC	GPS	85.00	02/09/09	10/27/11	1,002.48	1,663.01	660.53
GAP INC	GPS	560.00	03/03/09	10/27/11	5,658.37	10,956.28	5,297.91
GENUINE PARTS CO	GPC	68.00	10/09/06	09/02/11	2,991.94	3,623.36	631.42
GENUINE PARTS CO	GPC	50.00	10/09/06	09/02/11	2,199.95	2,664.24	464.29
GENUINE PARTS CO	GPC	27.00	01/29/08	09/02/11	1,138.00	1,438.69	300.69
GENUINE PARTS CO	GPC	130.00	01/29/08	12/06/11	5,479.27	7,876.70	2,397.43
KIMCO REALTY CORP	KIM	490.00	03/03/09	03/04/11	3,980.22	8,840.13	4,859.91
KIMCO REALTY CORP	KIM	190.00	04/30/09	03/04/11	2,318.49	3,427.81	1,109.32
KIMCO REALTY CORP	KIM	350.00	04/30/09	07/08/11	4,234.77	6,702.37	2,467.60
KIMCO REALTY CORP	KIM	500.00	01/05/10	07/08/11	6,732.57	9,574.81	2,842.24
KINDER MORGAN MGMT LLC SHS	KMR	109.00	03/20/08	07/14/11	4,250.64 T	7,085.95	2,835.31
KINDER MORGAN MGMT LLC SHS	KMR	189.00	10/02/08	07/14/11	7,494.25 T	12,286.65	4,792.40
KINDER MORGAN MGMT LLC SHS	KMR	20.00	10/20/08	07/14/11	805.25 T	1,300.18	494.93
KINDER MORGAN MGMT LLC SHS	KMR	224.00	10/20/08	07/25/11	9,018.85 T	14,340.20	5,321.35
KINDER MORGAN MGMT LLC SHS	KMR	80.00	12/07/09	07/25/11	3,810.73 T	5,121.50	1,310.77

This statement is not a substitute for form 1099 and is provided for informational purposes only

J.P. MORGAN CLEARING CORP.
3 METROTECH CENTER
BROOKLYN NY 11245-0001

Account No: 720-08651
Account Name: ROCHELLE BECKER, DAVID BECKER,
Taxpayer Identification Number: ON-FILE

J.P.Morgan

Account Executive No: LE9

ORIGINAL 12/31/11

2011 REALIZED GAIN (LOSS) SUMMARY

LONG TERM GAIN(LOSS) DETAILS (continued)

Security Description	Symbol/ CUSIP	Quantity	Date Acquired	Date Realized	Total Cost Original / Adjusted	Proceeds	Realized Gain(Loss)
L-3 COMMUNICATIONS HOLDINGS INC	LLL	75.00	02/12/09	07/15/11	5,728.55	6,137.96	409.41
L-3 COMMUNICATIONS HOLDINGS INC	LLL	60.00	04/23/09	07/15/11	4,423.88	4,910.37	486.49
LORILLARD INC	LO	45.00	03/25/08	05/04/11	3,278.35	4,797.16	1,518.81
LORILLARD INC	LO	65.00	06/05/08	05/04/11	4,779.45	6,929.22	2,149.77
LORILLARD INC	LO	55.00	06/05/08	05/26/11	4,044.15	6,334.23	2,290.08
LORILLARD INC	LO	185.00	10/20/08	05/26/11	10,895.53	21,306.03	10,410.50
MARRIOTT VACATIONS WORLDWIDE CORPORATION	VAC	15.00	07/29/08	12/29/11	234.96	257.54	22.58
MARRIOTT VACATIONS WORLDWIDE CORPORATION	VAC	54.00	10/20/08	12/29/11	571.33	927.16	355.83
MARRIOTT VACATIONS WORLDWIDE CORPORATION	VAC	43.00	11/11/08	12/29/11	413.82	738.30	324.48
OLD REPUBLIC INTL CORP	ORI	315.00	11/09/07	02/08/11	4,330.97	3,956.36	(374.61)
OLD REPUBLIC INTL CORP	ORI	75.00	11/09/07	02/08/11	1,031.18	941.99	(89.19)
OLD REPUBLIC INTL CORP	ORI	680.00	01/04/08	02/08/11	9,948.40	8,540.71	(1,407.69)
OLD REPUBLIC INTL CORP	ORI	50.00	01/08/08	02/08/11	710.66	627.99	(82.67)
OMNICOM GROUP INC	OMC	150.00	10/19/07	07/20/11	7,751.11	7,226.87	(524.24)
OMNICOM GROUP INC	OMC	15.00	10/19/07	07/20/11	775.11	722.69	(52.42)
OMNICOM GROUP INC	OMC	140.00	12/04/07	07/20/11	6,688.39	6,745.08	56.69
OMNICOM GROUP INC	OMC	10.00	12/04/07	07/20/11	477.74	481.79	4.05
OMNICOM GROUP INC	OMC	195.00	03/26/08	08/23/11	8,734.77	7,339.68	(1,395.09)
OMNICOM GROUP INC	OMC	255.00	10/20/08	08/23/11	8,404.80	9,598.04	1,193.24
ONEOK INC NEW	OKE	110.00	10/29/07	08/02/11	5,483.23	7,890.11	2,406.88
ONEOK INC NEW	OKE	15.00	10/29/07	08/02/11	747.71	1,075.92	328.21
ONEOK INC NEW	OKE	15.00	04/30/08	08/02/11	724.45	1,075.93	351.48
ONEOK INC NEW	OKE	155.00	04/30/08	10/06/11	7,486.03	10,298.01	2,811.98
ONEOK INC NEW	OKE	35.00	04/30/08	10/13/11	1,690.39	2,457.93	767.54

This statement is not a substitute for form 1099 and is provided for informational purposes only

J.P. MORGAN CLEARING CORP
3 METROTECH CENTER
BROOKLYN NY 11245-0001

Account No. 720-08651
Account Name. ROCHELLE BECKER, DAVID BECKER.
Taxpayer Identification Number ON-FILE

Account Executive No: LE9

ORIGINAL: 12/31/11

J.P.Morgan

2011 REALIZED GAIN (LOSS) SUMMARY

LONG TERM GAIN(LOSS) DETAILS (continued)

Security Description	Symbol/ CUSIP	Quantity	Date Acquired	Date Realized	Total Cost Original / Adjusted	Proceeds	Realized Gain(Loss)
ONEOK INC NEW	OKE	180.00	10/02/08	10/13/11	5,973.55	12,640.77	6,667.22
PHILLIPS VAN HEUSEN CORP	718592108	175.00	02/05/10	05/04/11	6,820.98	11,737.71	4,916.73
PPG INDUSTRIES INC	PPG	45.00	05/24/05	04/14/11	2,988.00	4,144.33	1,156.33
PPG INDUSTRIES INC	PPG	46.00	05/24/05	04/14/11	3,054.40	4,236.43	1,182.03
PPG INDUSTRIES INC	PPG	45.00	01/04/06	04/14/11	2,628.90	4,144.33	1,515.43
PPG INDUSTRIES INC	PPG	184.00	10/04/07	04/14/11	14,053.99	16,945.70	2,891.71
PPG INDUSTRIES INC	PPG	31.00	10/04/07	05/04/11	2,367.79	2,797.82	430.03
PPG INDUSTRIES INC	PPG	5.00	10/04/07	05/04/11	381.90	451.26	69.36
PPG INDUSTRIES INC	PPG	99.00	01/04/08	05/04/11	6,634.98	8,934.97	2,299.99
PPG INDUSTRIES INC	PPG	46.00	01/04/08	05/13/11	3,082.92	4,105.33	1,022.41
PPG INDUSTRIES INC	PPG	310.00	10/20/08	05/13/11	15,391.50	27,666.38	12,274.88
PRINCIPAL FINANCIAL GROUP INC	PFG	345.00	10/02/08	01/11/11	11,863.69	11,060.88	(802.81)
PRINCIPAL FINANCIAL GROUP INC	PFG	59.00	10/02/08	08/02/11	2,028.86	1,641.35	(387.51)
PRINCIPAL FINANCIAL GROUP INC	PFG	281.00	10/20/08	08/02/11	5,967.62	7,817.29	1,849.67
PRINCIPAL FINANCIAL GROUP INC	PFG	375.00	10/20/08	12/06/11	7,963.90	9,527.98	1,564.08
PRINCIPAL FINANCIAL GROUP INC	PFG	14.00	10/20/08	12/12/11	297.32	331.45	34.13
PRINCIPAL FINANCIAL GROUP INC	PFG	760.00	07/10/09	12/12/11	12,969.70	17,992.79	5,023.09
PUBLIC STORAGE	PSA	100.00	11/19/08	02/16/11	6,241.04	11,104.78	4,863.74
PUBLIC STORAGE	PSA	130.00	03/04/09	02/16/11	6,444.55	14,436.22	7,991.67
ROPER INDUSTRIES INC NEW	ROP	200.00	11/02/09	06/20/11	9,994.86	16,090.82	6,095.96
ROPER INDUSTRIES INC NEW	ROP	150.00	11/02/09	06/23/11	7,496.15	12,139.25	4,643.10
ROPER INDUSTRIES INC NEW	ROP	45.00	11/02/09	07/05/11	2,248.84	3,765.20	1,516.36
ROPER INDUSTRIES INC NEW	ROP	195.00	11/17/09	07/05/11	10,488.43	16,315.87	5,827.44
ROPER INDUSTRIES INC NEW	ROP	15.00	11/17/09	07/12/11	806.80	1,222.85	416.05
ROPER INDUSTRIES INC NEW	ROP	145.00	05/03/10	07/12/11	9,011.75	11,820.89	2,809.14
SAFEWAY INC	SWY	120.00	12/04/07	06/02/11	4,160.45	2,711.96	(1,448.49)
SAFEWAY INC	SWY	15.00	12/04/07	06/02/11	520.06	338.99	(181.07)

This statement is not a substitute for form 1099 and is provided for informational purposes only

J.P. MORGAN CLEARING CORP
3 METROTECH CENTER
BROOKLYN NY 11245-0001

Account No: 720-08651
Account Name: ROCHELLE BECKER, DAVID BECKER,
Taxpayer Identification Number: ON-FILE

Account Executive No: LE9

ORIGINAL: 12/31/11

J.P.Morgan

2011 REALIZED GAIN (LOSS) SUMMARY

LONG TERM GAIN(LOSS) DETAILS (continued)

Security Description	Symbol/ CUSIP	Quantity	Date Acquired	Date Realized	Total Cost Original / Adjusted	Proceeds	Realized Gain(Loss)
SAFEWAY INC	SWY	270.00	03/03/08	06/02/11	7,695.00	6,101.91	(1,593.09)
SAFEWAY INC	SWY	155.00	03/03/08	08/03/11	4,417.50	3,013.36	(1,404.14)
SAFEWAY INC	SWY	300.00	04/30/08	08/03/11	9,444.00	5,832.32	(3,611.68)
SAFEWAY INC	SWY	430.00	07/24/08	08/03/11	11,261.11	8,359.65	(2,901.46)
SAFEWAY INC	SWY	475.00	08/14/08	08/03/11	13,520.59	9,234.50	(4,286.09)
SAFEWAY INC	SWY	185.00	10/20/08	08/03/11	4,212.45	3,596.60	(615.85)
SAFEWAY INC	SWY	440.00	10/20/08	08/08/11	10,018.80	8,135.49	(1,883.31)
SAFEWAY INC	SWY	265.00	10/20/08	08/08/11	6,034.05	4,923.70	(1,110.35)
SAFEWAY INC	SWY	310.00	12/23/08	08/08/11	7,021.50	5,759.80	(1,261.70)
SAFEWAY INC	SWY	345.00	05/05/09	08/08/11	6,969.00	6,410.11	(558.89)
SHERWIN WILLIAMS CO	SHW	110.00	10/10/08	01/20/11	5,543.96	9,028.68	3,484.72
SHERWIN WILLIAMS CO	SHW	75.00	10/20/08	01/20/11	4,252.50	6,155.92	1,903.42
SMUCKER J M COMPANY NEW	SJM	185.00	11/06/08	01/11/11	7,474.00	11,791.94	4,317.94
SMUCKER J M COMPANY NEW	SJM	65.00	11/06/08	02/09/11	2,626.00	4,099.89	1,473.89
SMUCKER J M COMPANY NEW	SJM	65.00	03/03/09	02/09/11	2,344.61	4,099.89	1,755.28
SMUCKER J M COMPANY NEW	SJM	140.00	03/03/09	05/04/11	5,049.92	10,517.25	5,467.33
SMUCKER J M COMPANY NEW	SJM	20.00	03/03/09	10/06/11	721.42	1,426.92	705.50
SMUCKER J M COMPANY NEW	SJM	65.00	04/30/09	10/06/11	2,573.50	4,637.49	2,063.99
STAPLES INC	SPLS	325.00	07/01/08	06/30/11	7,730.06	5,123.04	(2,607.02)
STAPLES INC	SPLS	795.00	10/20/08	06/30/11	13,600.86	12,531.73	(1,069.13)
SUNTRUST BANKS INC	STI	295.00	06/03/09	04/05/11	4,672.80	8,610.91	3,938.11
TCF FINANCIAL CORP	TCB	1,045.00	10/28/09	03/01/11	12,937.83	16,876.42	3,938.59
***TE CONNECTIVITY LTD	TEL	240.00	05/12/08	05/04/11	9,162.61	8,537.24	(625.37)

This statement is not a substitute for form 1099 and is provided for informational purposes only

J.P. MORGAN CLEARING CORP.
3 METROTECH CENTER
BROOKLYN NY 11245-0001

Account No 720-08651
Account Name ROCHELLE BECKER, DAVID BECKER,
Taxpayer Identification Number. ON-FILE

J.P.Morgan

Account Executive No. LE9

ORIGINAL 12/31/11

2011 REALIZED GAIN (LOSS) SUMMARY

LONG TERM GAIN(LOSS) DETAILS (continued)

Security Description	Symbol/ CUSIP	Quantity	Date Acquired	Date Realized	Total Cost Original / Adjusted	Proceeds	Realized Gain(Loss)
**TE CONNECTIVITY LTD	TEL	215.00	06/05/08	05/04/11	8,385.00	7,647.94	(737.06)
**TE CONNECTIVITY LTD	TEL	135.00	06/24/08	05/04/11	4,880.42	4,802.19	(78.23)
**TE CONNECTIVITY LTD	TEL	175.00	06/24/08	11/03/11	6,326.48	6,241.64	(84.84)
**TE CONNECTIVITY LTD	TEL	40.00	08/14/08	11/03/11	1,387.98	1,426.66	38.68
**TE CONNECTIVITY LTD	TEL	350.00	08/14/08	12/06/11	12,144.79	11,363.43	(781.36)
**TE CONNECTIVITY LTD	TEL	45.00	09/08/08	12/06/11	1,357.15	1,461.01	103.86
**TEEKAY CORPORATION MARSHALL ISLAND	TK	70.00	10/04/07	06/30/11	4,024.86	2,171.94	(1,852.92)
**TEEKAY CORPORATION MARSHALL ISLAND	TK	15.00	10/04/07	06/30/11	862.47	465.42	(397.05)
**TEEKAY CORPORATION MARSHALL ISLAND	TK	330.00	01/14/08	06/30/11	15,862.61	10,239.14	(5,623.47)
**TEEKAY CORPORATION MARSHALL ISLAND	TK	90.00	03/26/08	06/30/11	3,921.55	2,792.48	(1,129.07)
TIFFANY & CO NEW	TIF	63.00	01/11/08	02/09/11	2,261.41	3,952.83	1,691.42
TIFFANY & CO NEW	TIF	122.00	10/02/08	02/09/11	4,135.53	7,654.70	3,519.17
TIFFANY & CO NEW	TIF	118.00	10/02/08	07/15/11	3,999.94	9,589.49	5,589.55
TIFFANY & CO NEW	TIF	32.00	10/20/08	07/15/11	864.89	2,600.54	1,735.65
TJX COMPANIES INC NEW	TJX	45.00	10/30/07	12/06/11	1,283.49	2,867.92	1,584.43
TJX COMPANIES INC NEW	TJX	20.00	10/30/07	12/06/11	570.44	1,274.63	704.19
TJX COMPANIES INC NEW	TJX	85.00	10/20/08	12/06/11	1,766.70	4,142.55	2,375.85
TRANSATLANTIC HOLDINGS INC	TRH	570.00	06/08/09	08/10/11	24,271.34	28,220.20	3,948.86
TRANSATLANTIC HOLDINGS INC	TRH	270.00	06/08/09	08/16/11	11,496.95	13,806.30	2,309.35
TRANSATLANTIC HOLDINGS INC	TRH	60.00	06/08/09	08/29/11	2,554.88	3,000.45	445.57
TRANSATLANTIC HOLDINGS INC	TRH	80.00	07/10/09	08/29/11	3,339.50	4,000.61	661.11
TRANSATLANTIC HOLDINGS INC	TRH	75.00	07/10/09	11/10/11	3,130.79	4,065.17	934.38
TRANSATLANTIC HOLDINGS INC	TRH	130.00	07/24/09	11/10/11	5,935.80	7,046.29	1,110.49
TRANSATLANTIC HOLDINGS INC	TRH	55.00	05/20/10	11/10/11	2,577.16	2,981.12	403.96

This statement is not a substitute for form 1099 and is provided for informational purposes only

J.P. MORGAN CLEARING CORP.
3 METROTECH CENTER
BROOKLYN NY 11245-0001

Account No. 720-08651
Account Name: ROCHELLE BECKER, DAVID BECKER,
Taxpayer Identification Number. ON-FILE

J.P.Morgan

Account Executive No: LE9

ORIGINAL 12/31/11

2011 REALIZED GAIN (LOSS) SUMMARY

LONG TERM GAIN(LOSS) DETAILS (continued)

Security Description	Symbol/ CUSIP	Quantity	Date Acquired	Date Realized		Total Cost Original / Adjusted	Proceeds	Realized Gain(Loss)
VCA ANTECH INC	WOOF	20.00	04/22/08	08/11/11		560.48	324.20	(236.28)
VCA ANTECH INC	WOOF	215.00	07/29/08	08/11/11		6,043.18	3,485.11	(2,558.07)
VCA ANTECH INC	WOOF	280.00	10/20/08	08/11/11		6,434.40	4,538.75	(1,895.65)
VCA ANTECH INC	WOOF	400.00	11/11/08	08/11/11		7,597.95	6,483.94	(1,114.01)
WABCO HOLDINGS INC	WBC	170.00	10/30/07	02/14/11		8,300.47	10,878.48	2,578.01
WABCO HOLDINGS INC	WBC	15.00	10/30/07	02/14/11		732.39	959.87	227.48
WABCO HOLDINGS INC	WBC	180.00	10/20/08	02/14/11		4,057.20	11,518.39	7,461.19
WABCO HOLDINGS INC	WBC	60.00	10/20/08	03/08/11		1,352.40	3,513.71	2,161.31
WABCO HOLDINGS INC	WBC	405.00	12/09/08	03/08/11		6,889.05	23,717.56	16,828.51
WASHINGTON POST CO-CL B	WPO	14.00	10/20/08	01/28/11		4,963.14	6,143.61	1,180.47
WILLIAMS COMPANIES INC	WMB	625.00	05/25/07	02/16/11	S	19,312.50 T	17,307.29	(2,005.21)
WILLIAMS COMPANIES INC	WMB	35.00	01/04/08	02/16/11	S	1,249.85 T	969.21	(280.64)
WILLIAMS COMPANIES INC	WMB	125.00	01/04/08	04/05/11	S	4,463.75 T	3,859.94	(603.81)
WILLIAMS COMPANIES INC	WMB	195.00	09/10/08	04/05/11	S	5,140.36 T	6,021.50	881.14
WINDSTREAM CORP COM	WIN	55.00	12/07/06	02/28/11		778.25	687.75	(90.50)
WINDSTREAM CORP COM	WIN	635.00	10/20/08	02/28/11		5,708.65	7,940.34	2,231.69
WINDSTREAM CORP COM	WIN	150.00	06/26/09	02/28/11		1,234.50	1,875.67	641.17
WINDSTREAM CORP COM	WIN	665.00	06/26/09	03/08/11		5,472.95	8,485.29	3,012.34
WINDSTREAM CORP COM	WIN	605.00	09/10/09	03/08/11		5,414.75	7,719.70	2,304.95
Total Long Term Gain(Loss)**						\$1,164,932.22	\$1,457,982.10	\$293,049.88

This statement is not a substitute for form 1099 and is provided for informational purposes only

J.P. MORGAN CLEARING CORP
3 METROTECH CENTER
BROOKLYN NY 11245-0001

Account No 720-08651
Account Name ROCHELLE BECKER, DAVID BECKER,
Taxpayer Identification Number: ON-FILE

Account Executive No LE9

ORIGINAL: 12/31/11

J.P.Morgan

2011 REALIZED GAIN (LOSS) SUMMARY

TOTALS

	Total Cost	Proceeds	Realized Gain(Loss)
Total Short Term Proceeds*		\$264,876.01	
Total Short Term Gain(Loss)**	\$206,594.26	\$264,838.67	\$58,244.41
Total Long Term Gain(Loss)**	\$1,164,932.22	\$1,457,982.10	\$293,049.88
TOTAL PROCEEDS FROM ALL REPORTED TRANSACTIONS (total proceeds on Form 1099)***		\$1,722,858.11	

Blank=FIFO (First in First Out) S=Specific Match (the closing transaction was specifically matched to this lot) A=Average Cost

* This total excludes proceeds from open short sales and only includes positions with no cost basis

** These totals exclude transactions for which cost basis is not available

*** This figure may differ from the proceeds on form 1099 due to adjustments for accrued interest, cash-in-lieu, exercise or assignment of options, etc

T - Cost Basis information is based on information you, your advisor or third parties have supplied and it has been included on your statement for informational purposes only. JPMCC has not attempted to validate this information and disclaims all warranties of any kind related to this information, either express or implied, including, without limitation, any implied warranties of accuracy, completeness and fitness for a particular purpose.

C - Covered Security. This is a covered security. Cost basis and realized gains/losses for covered lots will be reported to the IRS on Form 1099-B. Please contact your Tax Advisor for additional information.

This statement is not a substitute for form 1099 and is provided for informational purposes only

Additional Data

Software ID:
Software Version:
EIN: 20-3822168
Name: NEWTON & ROCHELLE BECKER CHARITABLE TRUST

Form 990PF - Special Condition Description:

Special Condition Description
