



See a Social Security Number? Say Something!
Report Privacy Problems to <https://public.resource.org/privacy>
Or call the IRS Identity Theft Hotline at 1-800-908-4490



Return of Private Foundation
or Section 4947(a)(1) Nonexempt Charitable Trust
Treated as a Private Foundation

Note. The foundation may be able to use a copy of this return to satisfy state reporting requirements

2011


For calendar year 2011 or tax year beginning

, and ending

Name of foundation THE ROBERT & MARY STOTT FOUNDATION INC. C/O DONALD B. STOTT		A Employer identification number 20-2807705
Number and street (or P.O. box number if mail is not delivered to street address) 111 BELLEVUE AVENUE	Room/suite	B Telephone number 908-273-3470
City or town, state, and ZIP code SUMMIT, NJ 07901-2000		C If exemption application is pending, check here <input type="checkbox"/>
G Check all that apply <input type="checkbox"/> Initial return <input type="checkbox"/> Final return <input type="checkbox"/> Address change <input type="checkbox"/> Initial return of a former public charity <input type="checkbox"/> Amended return <input type="checkbox"/> Name change		D 1. Foreign organizations, check here <input type="checkbox"/> 2. Foreign organizations meeting the 85% test, check here and attach computation <input type="checkbox"/>
H Check type of organization <input checked="" type="checkbox"/> Section 501(c)(3) exempt private foundation <input type="checkbox"/> Section 4947(a)(1) nonexempt charitable trust <input type="checkbox"/> Other taxable private foundation		E If private foundation status was terminated under section 507(b)(1)(A), check here <input type="checkbox"/>
I Fair market value of all assets at end of year (from Part II, col. (c), line 16) \$ 1,117,748.	J Accounting method <input checked="" type="checkbox"/> Cash <input type="checkbox"/> Accrual <input type="checkbox"/> Other (specify) _____	F If the foundation is in a 60-month termination under section 507(b)(1)(B), check here <input type="checkbox"/>

Part I Analysis of Revenue and Expenses (The total of amounts in columns (b), (c), and (d) may not necessarily equal the amounts in column (a))		(a) Revenue and expenses per books	(b) Net investment income	(c) Adjusted net income	(d) Disbursements for charitable purposes (cash basis only)
Revenue	1 Contributions, gifts, grants, etc., received			N/A	
	2 Check <input checked="" type="checkbox"/> if the foundation is not required to attach Sch. B				
	3 Interest on savings and temporary cash investments				
	4 Dividends and interest from securities	468.	468.		STATEMENT 1
	5a Gross rents				
	b Net rental income or (loss)				
	6a Net gain or (loss) from sale of assets not on line 10	-2,554.			
	b Gross sales price for all assets on line 6a	2,000,874.			
	7 Capital gain net income (from Part IV, line 2)		0.		
	8 Net short-term capital gain				
	9 Income modifications				
10a Gross sales less returns and allowances					
b Less Cost of goods sold					
c Gross profit or (loss)					
11 Other income					
12 Total. Add lines 1 through 11	-2,086.	468.			
Operating and Administrative Expenses	13 Compensation of officers, directors, trustees, etc	0.	0.		0.
	14 Other employee salaries and wages				
	15 Pension plans, employee benefits				
	16a Legal fees				
	b Accounting fees	15,300.	7,650.		7,650.
	c Other professional fees				
	17 Interest				
	18 Taxes				
	19 Depreciation and depletion				
	20 Occupancy				
	21 Travel, conferences, and meetings				
	22 Printing and publications				
	23 Other expenses	15.	15.		0.
	24 Total operating and administrative expenses. Add lines 13 through 23	15,315.	7,665.		7,650.
	25 Contributions, gifts, grants paid	0.			0.
26 Total expenses and disbursements. Add lines 24 and 25	15,315.	7,665.		7,650.	
27 Subtract line 26 from line 12	-17,401.				
a Excess of revenue over expenses and disbursements					
b Net investment income (if negative, enter -0-)		0.			
c Adjusted net income (if negative, enter -0-)			N/A		

SCANNED APR 26 2012



716
2

Part II Balance Sheets		Attached schedules and amounts in the description column should be for end-of-year amounts only		Beginning of year	End of year		
		(a) Book Value	(b) Book Value	(c) Fair Market Value			
Assets	1 Cash - non-interest-bearing						
	2 Savings and temporary cash investments			1,087,062.	1,117,748.	1,117,748.	
	3 Accounts receivable ▶						
	Less allowance for doubtful accounts ▶						
	4 Pledges receivable ▶						
	Less allowance for doubtful accounts ▶						
	5 Grants receivable						
	6 Receivables due from officers, directors, trustees, and other disqualified persons						
	7 Other notes and loans receivable ▶						
	Less allowance for doubtful accounts ▶						
	8 Inventories for sale or use						
	9 Prepaid expenses and deferred charges						
	10a Investments - U S and state government obligations						
	b Investments - corporate stock STMT 4			48,087.	0.	0.	
	c Investments - corporate bonds						
Liabilities	11 Investments - land, buildings, and equipment basis ▶						
	Less accumulated depreciation ▶						
	12 Investments - mortgage loans						
	13 Investments - other						
	14 Land, buildings, and equipment basis ▶						
	Less accumulated depreciation ▶						
	15 Other assets (describe ▶)						
	16 Total assets (to be completed by all filers)			1,135,149.	1,117,748.	1,117,748.	
	17 Accounts payable and accrued expenses						
	18 Grants payable						
Net Assets or Fund Balances	19 Deferred revenue						
	20 Loans from officers, directors, trustees, and other disqualified persons						
	21 Mortgages and other notes payable						
	22 Other liabilities (describe ▶)						
23 Total liabilities (add lines 17 through 22)			0.	0.			
Foundations that follow SFAS 117, check here ▶ <input type="checkbox"/>	and complete lines 24 through 26 and lines 30 and 31.						
	24 Unrestricted						
	25 Temporarily restricted						
	26 Permanently restricted						
	Foundations that do not follow SFAS 117, check here ▶ <input checked="" type="checkbox"/>	and complete lines 27 through 31.					
		27 Capital stock, trust principal, or current funds			0.	0.	
		28 Paid-in or capital surplus, or land, bldg, and equipment fund			0.	0.	
		29 Retained earnings, accumulated income, endowment, or other funds			1,135,149.	1,117,748.	
30 Total net assets or fund balances			1,135,149.	1,117,748.			
31 Total liabilities and net assets/fund balances			1,135,149.	1,117,748.			

Part III Analysis of Changes in Net Assets or Fund Balances

1 Total net assets or fund balances at beginning of year - Part II, column (a), line 30 (must agree with end-of-year figure reported on prior year's return)	1	1,135,149.
2 Enter amount from Part I, line 27a	2	-17,401.
3 Other increases not included in line 2 (itemize) ▶	3	0.
4 Add lines 1, 2, and 3	4	1,117,748.
5 Decreases not included in line 2 (itemize) ▶	5	0.
6 Total net assets or fund balances at end of year (line 4 minus line 5) - Part II, column (b), line 30	6	1,117,748.

Part IV Capital Gains and Losses for Tax on Investment Income

(a) List and describe the kind(s) of property sold (e.g., real estate, 2-story brick warehouse, or common stock, 200 shs MLC Co.)			(b) How acquired P - Purchase D - Donation	(c) Date acquired (mo., day, yr.)	(d) Date sold (mo., day, yr.)
1a SEE ATTACHED SCHEDULE					
b					
c					
d					
e					
(e) Gross sales price	(f) Depreciation allowed (or allowable)	(g) Cost or other basis plus expense of sale	(h) Gain or (loss) (e) plus (f) minus (g)		
a 2,000,874.		2,003,428.	-2,554.		
b					
c					
d					
e					
Complete only for assets showing gain in column (h) and owned by the foundation on 12/31/69			(i) Gains (Col. (h) gain minus col. (k), but not less than -0-) or Losses (from col. (h))		
(i) F.M.V. as of 12/31/69	(j) Adjusted basis as of 12/31/69	(k) Excess of col. (i) over col. (j), if any			
a			-2,554.		
b					
c					
d					
e					
2 Capital gain net income or (net capital loss)			2	-2,554.	
{ If gain, also enter in Part I, line 7 If (loss), enter -0- in Part I, line 7					
3 Net short-term capital gain or (loss) as defined in sections 1222(5) and (6)			3	N/A	
If gain, also enter in Part I, line 8, column (c). If (loss), enter -0- in Part I, line 8					

Part V Qualification Under Section 4940(e) for Reduced Tax on Net Investment Income

(For optional use by domestic private foundations subject to the section 4940(a) tax on net investment income.)

If section 4940(d)(2) applies, leave this part blank.

Was the foundation liable for the section 4942 tax on the distributable amount of any year in the base period?

☒ Yes ☐ No

If "Yes," the foundation does not qualify under section 4940(e). Do not complete this part.

1 Enter the appropriate amount in each column for each year, see instructions before making any entries

(a) Base period years Calendar year (or tax year beginning in)	(b) Adjusted qualifying distributions	(c) Net value of noncharitable-use assets	(d) Distribution ratio (col. (b) divided by col. (c))
2010			
2009			
2008			
2007			
2006	0.		.000000

2 Total of line 1, column (d)

2

3 Average distribution ratio for the 5-year base period - divide the total on line 2 by 5, or by the number of years the foundation has been in existence if less than 5 years

3

4 Enter the net value of noncharitable-use assets for 2011 from Part X, line 5

4

5 Multiply line 4 by line 3

5

6 Enter 1% of net investment income (1% of Part I, line 27b)

6

7 Add lines 5 and 6

7

8 Enter qualifying distributions from Part XII, line 4

8

If line 8 is equal to or greater than line 7, check the box in Part VI, line 1b, and complete that part using a 1% tax rate.
See the Part VI instructions.

THE ROBERT & MARY STOTT FOUNDATION INC.

Form 990-PF (2011)

C/O DONALD B. STOTT

20-2807705

Page 4

Part VI Excise Tax Based on Investment Income (Section 4940(a), 4940(b), 4940(e), or 4948 - see instructions)

1a	Exempt operating foundations described in section 4940(d)(2), check here <input type="checkbox"/> and enter "N/A" on line 1 Date of ruling or determination letter _____ (attach copy of letter if necessary-see instructions)		
b	Domestic foundations that meet the section 4940(e) requirements in Part V, check here <input type="checkbox"/> and enter 1% of Part I, line 27b	1	0.
c	All other domestic foundations enter 2% of line 27b. Exempt foreign organizations enter 4% of Part I, line 12, col (b)		
2	Tax under section 511 (domestic section 4947(a)(1) trusts and taxable foundations only. Others enter -0-)	2	0.
3	Add lines 1 and 2	3	0.
4	Subtitle A (income) tax (domestic section 4947(a)(1) trusts and taxable foundations only. Others enter -0-)	4	0.
5	Tax based on investment income. Subtract line 4 from line 3. If zero or less, enter -0-	5	0.
6	Credits/Payments.		
a	2011 estimated tax payments and 2010 overpayment credited to 2011	6a	
b	Exempt foreign organizations - tax withheld at source	6b	
c	Tax paid with application for extension of time to file (Form 8868)	6c	
d	Backup withholding erroneously withheld	6d	
7	Total credits and payments. Add lines 6a through 6d	7	0.
8	Enter any penalty for underpayment of estimated tax. Check here <input type="checkbox"/> if Form 2220 is attached	8	
9	Tax due. If the total of lines 5 and 8 is more than line 7, enter amount owed	9	0.
10	Overpayment. If line 7 is more than the total of lines 5 and 8, enter the amount overpaid	10	
11	Enter the amount of line 10 to be Credited to 2012 estimated tax <input type="checkbox"/> Refunded <input type="checkbox"/>	11	

Part VII-A Statements Regarding Activities

	Yes	No
1a During the tax year, did the foundation attempt to influence any national, state, or local legislation or did it participate or intervene in any political campaign?		X
1b Did it spend more than \$100 during the year (either directly or indirectly) for political purposes (see instructions for definition)? If the answer is "Yes" to 1a or 1b, attach a detailed description of the activities and copies of any materials published or distributed by the foundation in connection with the activities.		X
c Did the foundation file Form 1120-POL for this year?		X
d Enter the amount (if any) of tax on political expenditures (section 4955) imposed during the year (1) On the foundation <input type="checkbox"/> \$ 0. (2) On foundation managers <input type="checkbox"/> \$ 0.		
e Enter the reimbursement (if any) paid by the foundation during the year for political expenditure tax imposed on foundation managers <input type="checkbox"/> \$ 0.		
2 Has the foundation engaged in any activities that have not previously been reported to the IRS? If "Yes," attach a detailed description of the activities.		X
3 Has the foundation made any changes, not previously reported to the IRS, in its governing instrument, articles of incorporation, or bylaws, or other similar instruments? If "Yes," attach a conformed copy of the changes		X
4a Did the foundation have unrelated business gross income of \$1,000 or more during the year?		X
b If "Yes," has it filed a tax return on Form 990-T for this year?		
5 Was there a liquidation, termination, dissolution, or substantial contraction during the year? If "Yes," attach the statement required by General Instruction T.		X
6 Are the requirements of section 508(e) (relating to sections 4941 through 4945) satisfied either • By language in the governing instrument, or • By state legislation that effectively amends the governing instrument so that no mandatory directions that conflict with the state law remain in the governing instrument?	X	
7 Did the foundation have at least \$5,000 in assets at any time during the year? If "Yes," complete Part II, col. (c), and Part XV.	X	
8a Enter the states to which the foundation reports or with which it is registered (see instructions) <input type="checkbox"/> NJ		
b If the answer is "Yes" to line 7, has the foundation furnished a copy of Form 990-PF to the Attorney General (or designate) of each state as required by General Instruction G? If "No," attach explanation		X
9 Is the foundation claiming status as a private operating foundation within the meaning of section 4942(j)(3) or 4942(j)(5) for calendar year 2011 or the taxable year beginning in 2011 (see instructions for Part XIV)? If "Yes," complete Part XIV		X
10 Did any persons become substantial contributors during the tax year? If "Yes," attach a schedule listing their names and addresses		X

N/A

SEE STATEMENT 5

Form 990-PF (2011)

THE ROBERT & MARY STOTT FOUNDATION INC.
C/O DONALD B. STOTT

Form 990-PF (2011)

20-2807705

Page 5

Part VII-A Statements Regarding Activities (continued)

11	At any time during the year, did the foundation, directly or indirectly, own a controlled entity within the meaning of section 512(b)(13)? If "Yes," attach schedule (see instructions)	11		X
12	Did the foundation make a distribution to a donor advised fund over which the foundation or a disqualified person had advisory privileges? If "Yes," attach statement (see instructions)	12		X
13	Did the foundation comply with the public inspection requirements for its annual returns and exemption application? Website address N/A	13	X	
14	The books are in care of DONALD B. STOTT Telephone no 908-273-3470 Located at 111 BELLEVUE AVENUE, SUMMIT, NJ ZIP+4 07901-2000			
15	Section 4947(a)(1) nonexempt charitable trusts filing Form 990-PF in lieu of Form 1041 - Check here and enter the amount of tax-exempt interest received or accrued during the year 15 N/A			
16	At any time during calendar year 2011, did the foundation have an interest in or a signature or other authority over a bank, securities, or other financial account in a foreign country? See the instructions for exceptions and filing requirements for Form TD F 90-22.1 If "Yes," enter the name of the foreign country N/A	16	Yes	No
				X

Part VII-B Statements Regarding Activities for Which Form 4720 May Be Required

File Form 4720 if any item is checked in the "Yes" column, unless an exception applies.

		Yes	No
1a	During the year did the foundation (either directly or indirectly)		
(1)	Engage in the sale or exchange, or leasing of property with a disqualified person? <input type="checkbox"/> Yes <input checked="" type="checkbox"/> No		
(2)	Borrow money from, lend money to, or otherwise extend credit to (or accept it from) a disqualified person? <input type="checkbox"/> Yes <input checked="" type="checkbox"/> No		
(3)	Furnish goods, services, or facilities to (or accept them from) a disqualified person? <input type="checkbox"/> Yes <input checked="" type="checkbox"/> No		
(4)	Pay compensation to, or pay or reimburse the expenses of, a disqualified person? <input type="checkbox"/> Yes <input checked="" type="checkbox"/> No		
(5)	Transfer any income or assets to a disqualified person (or make any of either available for the benefit or use of a disqualified person)? <input type="checkbox"/> Yes <input checked="" type="checkbox"/> No		
(6)	Agree to pay money or property to a government official? (Exception. Check "No" if the foundation agreed to make a grant to or to employ the official for a period after termination of government service, if terminating within 90 days) <input type="checkbox"/> Yes <input checked="" type="checkbox"/> No		
b	If any answer is "Yes" to 1a(1)-(6), did any of the acts fail to qualify under the exceptions described in Regulations section 53.4941(d)-3 or in a current notice regarding disaster assistance (see instructions)? Organizations relying on a current notice regarding disaster assistance check here N/A	1b	
c	Did the foundation engage in a prior year in any of the acts described in 1a, other than excepted acts, that were not corrected before the first day of the tax year beginning in 2011? N/A	1c	X
2	Taxes on failure to distribute income (section 4942) (does not apply for years the foundation was a private operating foundation defined in section 4942(j)(3) or 4942(j)(5))		
a	At the end of tax year 2011, did the foundation have any undistributed income (lines 6d and 6e, Part XIII) for tax year(s) beginning before 2011? <input type="checkbox"/> Yes <input checked="" type="checkbox"/> No If "Yes," list the years N/A	2a	
b	Are there any years listed in 2a for which the foundation is not applying the provisions of section 4942(a)(2) (relating to incorrect valuation of assets) to the year's undistributed income? (If applying section 4942(a)(2) to all years listed, answer "No" and attach statement - see instructions) N/A	2b	
c	If the provisions of section 4942(a)(2) are being applied to any of the years listed in 2a, list the years here N/A		
3a	Did the foundation hold more than a 2% direct or indirect interest in any business enterprise at any time during the year? <input type="checkbox"/> Yes <input checked="" type="checkbox"/> No		
b	If "Yes," did it have excess business holdings in 2011 as a result of (1) any purchase by the foundation or disqualified persons after May 26, 1969, (2) the lapse of the 5-year period (or longer period approved by the Commissioner under section 4943(c)(7)) to dispose of holdings acquired by gift or bequest, or (3) the lapse of the 10-, 15-, or 20-year first phase holding period? (Use Schedule C, Form 4720, to determine if the foundation had excess business holdings in 2011.) N/A	3b	
4a	Did the foundation invest during the year any amount in a manner that would jeopardize its charitable purposes?	4a	X
b	Did the foundation make any investment in a prior year (but after December 31, 1969) that could jeopardize its charitable purpose that had not been removed from jeopardy before the first day of the tax year beginning in 2011?	4b	X

Form 990-PF (2011)

Part VII-B Statements Regarding Activities for Which Form 4720 May Be Required (continued)

5a During the year did the foundation pay or incur any amount to

(1) Carry on propaganda, or otherwise attempt to influence legislation (section 4945(e))?

☐ Yes ☒ No

(2) Influence the outcome of any specific public election (see section 4955), or to carry on, directly or indirectly, any voter registration drive?

☐ Yes ☒ No

(3) Provide a grant to an individual for travel, study, or other similar purposes?

☐ Yes ☒ No

(4) Provide a grant to an organization other than a charitable, etc., organization described in section 509(a)(1), (2), or (3), or section 4940(d)(2)?

☐ Yes ☒ No

(5) Provide for any purpose other than religious, charitable, scientific, literary, or educational purposes, or for the prevention of cruelty to children or animals?

☐ Yes ☒ No

b If any answer is "Yes" to 5a(1)-(5), did any of the transactions fail to qualify under the exceptions described in Regulations section 53.4945 or in a current notice regarding disaster assistance (see instructions)?

N/A

5b

Organizations relying on a current notice regarding disaster assistance check here

☒

c If the answer is "Yes" to question 5a(4), does the foundation claim exemption from the tax because it maintained expenditure responsibility for the grant?

N/A

☐ Yes ☐ No

If "Yes," attach the statement required by Regulations section 53.4945-5(d).

6a Did the foundation, during the year, receive any funds, directly or indirectly, to pay premiums on a personal benefit contract?

☐ Yes ☒ No

6b

b Did the foundation, during the year, pay premiums, directly or indirectly, on a personal benefit contract?

If "Yes" to 6b, file Form 8870.

☐ Yes ☒ No

7b

7a At any time during the tax year, was the foundation a party to a prohibited tax shelter transaction?

☐ Yes ☒ No

b If "Yes," did the foundation receive any proceeds or have any net income attributable to the transaction?

N/A

Part VIII Information About Officers, Directors, Trustees, Foundation Managers, Highly Paid Employees, and Contractors

1 List all officers, directors, trustees, foundation managers and their compensation.

(a) Name and address	(b) Title, and average hours per week devoted to position	(c) Compensation (If not paid, enter -0-)	(d) Contributions to employee benefit plans and deferred compensation	(e) Expense account, other allowances
DONALD B. STOTT	PRESIDENT/SECRETARY			
111 BELLEVUE AVENUE		0.00	0.	0.
SUMMIT, NJ 07901				
ROBERT L. STOTT JR.	TRUSTEE			
129 ISLAND CREEK DRIVE		0.00	0.	0.
VERO BEACH, FL 32963				
EDWARD MURRAY	TRUSTEE			
8101 NASHUA DRIVE		0.00	0.	0.
PALM BEACH GARDENS, FL 33418				

2 Compensation of five highest-paid employees (other than those included on line 1). If none, enter "NONE."

(a) Name and address of each employee paid more than \$50,000	(b) Title, and average hours per week devoted to position	(c) Compensation	(d) Contributions to employee benefit plans and deferred compensation	(e) Expense account, other allowances
NONE				

Total number of other employees paid over \$50,000

0

Form 990-PF (2011)

Part VIII Information About Officers, Directors, Trustees, Foundation Managers, Highly Paid Employees, and Contractors (continued)**3** Five highest-paid independent contractors for professional services. If none, enter "NONE."

(a) Name and address of each person paid more than \$50,000	(b) Type of service	(c) Compensation
NONE		

Total number of others receiving over \$50,000 for professional services

0

Part IX-A Summary of Direct Charitable Activities

List the foundation's four largest direct charitable activities during the tax year. Include relevant statistical information such as the number of organizations and other beneficiaries served, conferences convened, research papers produced, etc.

	Expenses
1 NOT APPLICABLE	
	0.
2	
3	
4	

Part IX-B Summary of Program-Related Investments

Describe the two largest program-related investments made by the foundation during the tax year on lines 1 and 2

	Amount
1 N/A	
2	
All other program-related investments. See instructions.	
3	
Total. Add lines 1 through 3	0.

Form 990-PF (2011)

Part X Minimum Investment Return (All domestic foundations must complete this part. Foreign foundations, see instructions.)

1	Fair market value of assets not used (or held for use) directly in carrying out charitable, etc., purposes		
a	Average monthly fair market value of securities	1a	76,484.
b	Average of monthly cash balances	1b	1,048,920.
c	Fair market value of all other assets	1c	
d	Total (add lines 1a, b, and c)	1d	1,125,404.
e	Reduction claimed for blockage or other factors reported on lines 1a and 1c (attach detailed explanation)	1e	0.
2	Acquisition indebtedness applicable to line 1 assets	2	0.
3	Subtract line 2 from line 1d	3	1,125,404.
4	Cash deemed held for charitable activities. Enter 1 1/2% of line 3 (for greater amount, see instructions)	4	16,881.
5	Net value of noncharitable-use assets. Subtract line 4 from line 3. Enter here and on Part V, line 4	5	1,108,523.
6	Minimum investment return. Enter 5% of line 5	6	55,426.

Part XI Distributable Amount (see instructions) (Section 4942(j)(3) and (j)(5) private operating foundations and certain foreign organizations check here ☐ and do not complete this part)

1	Minimum investment return from Part X, line 6	1	55,426.
2a	Tax on investment income for 2011 from Part VI, line 5	2a	
b	Income tax for 2011 (This does not include the tax from Part VI)	2b	
c	Add lines 2a and 2b	2c	0.
3	Distributable amount before adjustments. Subtract line 2c from line 1	3	55,426.
4	Recoveries of amounts treated as qualifying distributions	4	0.
5	Add lines 3 and 4	5	55,426.
6	Deduction from distributable amount (see instructions)	6	0.
7	Distributable amount as adjusted. Subtract line 6 from line 5. Enter here and on Part XIII, line 1	7	55,426.

Part XII Qualifying Distributions (see instructions)

1	Amounts paid (including administrative expenses) to accomplish charitable, etc., purposes		
a	Expenses, contributions, gifts, etc. - total from Part I, column (d), line 26	1a	7,650.
b	Program-related investments - total from Part IX-B	1b	0.
2	Amounts paid to acquire assets used (or held for use) directly in carrying out charitable, etc., purposes	2	
3	Amounts set aside for specific charitable projects that satisfy the		
a	Suitability test (prior IRS approval required)	3a	
b	Cash distribution test (attach the required schedule)	3b	
4	Qualifying distributions. Add lines 1a through 3b. Enter here and on Part V, line 8, and Part XIII, line 4	4	7,650.
5	Foundations that qualify under section 4940(e) for the reduced rate of tax on net investment income. Enter 1% of Part I, line 27b	5	0.
6	Adjusted qualifying distributions. Subtract line 5 from line 4	6	7,650.

Note. The amount on line 6 will be used in Part V, column (b), in subsequent years when calculating whether the foundation qualifies for the section 4940(e) reduction of tax in those years.

Part XIII Undistributed Income (see instructions)

	(a) Corpus	(b) Years prior to 2010	(c) 2010	(d) 2011
1 Distributable amount for 2011 from Part XI, line 7				55,426.
2 Undistributed income, if any, as of the end of 2011				
a Enter amount for 2010 only			0.	
b Total for prior years		0.		
3 Excess distributions carryover, if any, to 2011				
a From 2006				
b From 2007				
c From 2008				
d From 2009				
e From 2010				223,109.
f Total of lines 3a through e	223,109.			
4 Qualifying distributions for 2011 from Part XII, line 4 ▶ \$ 7,650.				
a Applied to 2010, but not more than line 2a			0.	
b Applied to undistributed income of prior years (Election required - see instructions)		0.		
c Treated as distributions out of corpus (Election required - see instructions)	0.			
d Applied to 2011 distributable amount				7,650.
e Remaining amount distributed out of corpus	0.			
5 Excess distributions carryover applied to 2011 (If an amount appears in column (d), the same amount must be shown in column (a))	47,776.			47,776.
6 Enter the net total of each column as indicated below:				
a Corpus Add lines 3f, 4c, and 4e Subtract line 5	175,333.			
b Prior years' undistributed income Subtract line 4b from line 2b		0.		
c Enter the amount of prior years' undistributed income for which a notice of deficiency has been issued, or on which the section 4942(a) tax has been previously assessed		0.		
d Subtract line 6c from line 6b Taxable amount - see instructions		0.		
e Undistributed income for 2010 Subtract line 4a from line 2a Taxable amount - see instr			0.	
f Undistributed income for 2011 Subtract lines 4d and 5 from line 1 This amount must be distributed in 2012				0.
7 Amounts treated as distributions out of corpus to satisfy requirements imposed by section 170(b)(1)(F) or 4942(g)(3)	0.			
8 Excess distributions carryover from 2006 not applied on line 5 or line 7	0.			
9 Excess distributions carryover to 2012. Subtract lines 7 and 8 from line 6a	175,333.			
10 Analysis of line 9				
a Excess from 2007				
b Excess from 2008				
c Excess from 2009				
d Excess from 2010	175,333.			
e Excess from 2011				

Part XIV

Private Operating Foundations (see instructions and Part VII-A, question 9)

N/A

1

If the foundation has received a ruling or determination letter that it is a private operating foundation, and the ruling is effective for 2011, enter the date of the ruling

b

Check box to indicate whether the foundation is a private operating foundation described in section

☐ 4942(j)(3) or ☐ 4942(j)(5)

2

a

Enter the lesser of the adjusted net income from Part I or the minimum investment return from Part X for each year listed

Tax year

Prior 3 years

(a) 2011

(b) 2010

(c) 2009

(d) 2008

(e) Total

b

85% of line 2a

c

Qualifying distributions from Part XII, line 4 for each year listed

d

Amounts included in line 2c not used directly for active conduct of exempt activities

e

Qualifying distributions made directly for active conduct of exempt activities

3

Complete 3a, b, or c for the alternative test relied upon

a

"Assets" alternative test - enter

(1)

Value of all assets

(2)

Value of assets qualifying under section 4942(j)(3)(B)(i)

b

"Endowment" alternative test - enter 2/3 of minimum investment return shown in Part X, line 6 for each year listed

c

"Support" alternative test - enter

(1)

Total support other than gross investment income (interest, dividends, rents, payments on securities loans (section 512(a)(5)), or royalties)

(2)

Support from general public and 5 or more exempt organizations as provided in section 4942(j)(3)(B)(iii)

(3)

Largest amount of support from an exempt organization

(4)

Gross investment income

Part XV

Supplementary Information (Complete this part only if the foundation had \$5,000 or more in assets at any time during the year-see instructions.)

1

Information Regarding Foundation Managers:

a

List any managers of the foundation who have contributed more than 2% of the total contributions received by the foundation before the close of any tax year (but only if they have contributed more than \$5,000) (See section 507(d)(2))

NONE

b

List any managers of the foundation who own 10% or more of the stock of a corporation (or an equally large portion of the ownership of a partnership or other entity) of which the foundation has a 10% or greater interest

NONE

2

Information Regarding Contribution, Grant, Gift, Loan, Scholarship, etc., Programs:

Check here

☒

if the foundation only makes contributions to preselected charitable organizations and does not accept unsolicited requests for funds. If the foundation makes gifts, grants, etc (see instructions) to individuals or organizations under other conditions, complete items 2a, b, c, and d

a

The name, address, and telephone number of the person to whom applications should be addressed

b

The form in which applications should be submitted and information and materials they should include

c

Any submission deadlines

d

Any restrictions or limitations on awards, such as by geographical areas, charitable fields, kinds of institutions, or other factors

123601 12-02-11

10

Form 990-PF (2011)

16460309 759915 86787J

2011.03030 THE ROBERT & MARY STOTT FOU 86787J_1

Part XV Supplementary Information (continued)				
3 Grants and Contributions Paid During the Year or Approved for Future Payment				
Recipient	If recipient is an individual, show any relationship to any foundation manager or substantial contributor	Foundation status of recipient	Purpose of grant or contribution	Amount
Name and address (home or business)				
a Paid during the year				
NONE				
Total			▶ 3a	0.
b Approved for future payment				
NONE				
Total			▶ 3b	0.

Part XVII Information Regarding Transfers To and Transactions and Relationships With Noncharitable Exempt Organizations







		Yes	No
1	Did the organization directly or indirectly engage in any of the following with any other organization described in section 501(c) of the Code (other than section 501(c)(3) organizations) or in section 527, relating to political organizations?		
a	Transfers from the reporting foundation to a noncharitable exempt organization of		
	(1) Cash	1a(1)	X
	(2) Other assets	1a(2)	X
b	Other transactions		
	(1) Sales of assets to a noncharitable exempt organization	1b(1)	X
	(2) Purchases of assets from a noncharitable exempt organization	1b(2)	X
	(3) Rental of facilities, equipment, or other assets	1b(3)	X
	(4) Reimbursement arrangements	1b(4)	X
	(5) Loans or loan guarantees	1b(5)	X
	(6) Performance of services or membership or fundraising solicitations	1b(6)	X
c	Sharing of facilities, equipment, mailing lists, other assets, or paid employees	1c	X
d	If the answer to any of the above is "Yes," complete the following schedule. Column (b) should always show the fair market value of the goods, other assets, or services given by the reporting foundation. If the foundation received less than fair market value in any transaction or sharing arrangement, show in column (d) the value of the goods, other assets, or services received.		

[illegible]

2a Is the foundation directly or indirectly affiliated with, or related to, one or more tax-exempt organizations described in section 501(c) of the Code (other than section 501(c)(3)) or in section 527? ☐ Yes ☒ No


b If "Yes," complete the following schedule		
(a) Name of organization	(b) Type of organization	(c) Description of relationship
N/A		

Under penalties of perjury, I declare that I have examined this return, including accompanying schedules and statements, and to the best of my knowledge and belief, it is true, correct, and complete. Declaration of preparer (other than taxpayer) is based on all information of which preparer has any knowledge.

Signature of officer or trustee _____ Date _____ Title **PRESIDENT**

May the IRS discuss this return with the preparer shown below (see instr.)? ☒ Yes ☐ No

Paid Preparer Use Only	Print/Type preparer's name THOMAS MARINACCI	Preparer's signature 	Date 4/6/12	Check <input type="checkbox"/> if self-employed	PTIN P00029721
	Firm's name ▶ MCGLADREY & PULLEN, LLP				Firm's EIN ▶ 41-1944416
	Firm's address ▶ 1185 AVENUE OF THE AMERICAS NEW YORK, NY 10036-2602				Phone no 212-372-1000

Robert Mary Stott Foundation Inc
2011 Capital Gains and Losses Schedule

<u>Security Description</u>	<u>Qty</u>	<u>Date Acquired</u>	<u>Date Sold</u>	<u>Proceeds</u>	<u>Cost Basis</u>	<u>Short Term Gain/Loss</u>
ALCOA INC ISIN #US0138171014	500	2/3/2011	3/1/2011	\$8,161.42	\$8,627.45	(\$466.03)
			Wash Sale	\$0.00	(\$466.03)	\$466.03
ALCOA INC ISIN #US0138171014	500	2/4/2011	3/1/2011	\$8,161.41	\$8,537.35	(\$375.94)
			Wash Sale	\$0.00	(\$375.94)	\$375.94
ALCOA INC ISIN #US0138171014	500	2/18/2011	3/7/2011	\$8,041.32	\$9,187.11	(\$1,145.79)
ALCOA INC ISIN #US0138171014	400	2/18/2011	3/7/2011	\$6,433.06	\$7,271.75	(\$838.69)
ALCOA INC ISIN #US0138171014	100	2/18/2011	3/7/2011	\$1,608.26	\$1,819.40	(\$211.14)
ABB LTD ADR EACH REPR 1 CHF2 50(SPON)	100	2/23/2011	3/1/2011	\$2,401.12	\$2,363.60	\$37.52
ABB LTD ADR EACH REPR 1 CHF2 50(SPON)	400	2/23/2011	3/1/2011	\$9,636.61	\$9,454.38	\$182.23
ABB LTD ADR EACH REPR 1 CHF2.50(SPON)	500	2/23/2011	3/7/2011	\$11,946.80	\$11,817.97	\$128.83
ABB LTD ADR EACH REPR 1 CHF2 50(SPON)	500	2/25/2011	3/7/2011	\$11,946.79	\$12,056.95	(\$110.16)
ASSURED GUARANTY LTDCOM USD0.01	400	2/18/2011	3/1/2011	\$5,600.71	\$6,464.00	(\$863.29)
			Wash Sale	\$0.00	(\$863.29)	\$863.29
ASSURED GUARANTY LTDCOM USD0.01	600	2/18/2011	3/1/2011	\$8,401.07	\$9,697.95	(\$1,296.88)
			Wash Sale	\$0.00	(\$1,296.88)	\$1,296.88
ASSURED GUARANTY LTDCOM USD0.01	400	2/18/2011	3/7/2011	\$5,667.89	\$7,347.37	(\$1,679.48)
ASSURED GUARANTY LTDCOM USD0.01	400	2/18/2011	3/7/2011	\$5,666.59	\$7,346.07	(\$1,679.48)
ASSURED GUARANTY LTDCOM USD0.01	200	2/18/2011	3/7/2011	\$2,833.29	\$3,673.68	(\$840.39)
ACME PACKET INC COM	200	2/4/2011	2/14/2011	\$14,980.51	\$14,001.70	\$978.81
ACME PACKET INC COM	100	2/4/2011	2/14/2011	\$7,482.03	\$7,000.85	\$481.18
ACME PACKET INC COM	100	2/8/2011	2/14/2011	\$7,490.25	\$7,170.45	\$319.80
ACME PACKET INC COM	100	2/8/2011	3/3/2011	\$7,564.10	\$7,170.45	\$393.65
ACME PACKET INC COM	100	2/8/2011	3/7/2011	\$7,272.01	\$7,170.45	\$101.56
ARM HOLDINGS PLC ADSEACH REP 3 ORD GBP0.0005	500	1/5/2011	1/28/2011	\$12,387.81	\$10,920.99	\$1,466.82
ARM HOLDINGS PLC ADSEACH REP 3 ORD GBP0.0005	500	1/5/2011	2/1/2011	\$13,534.28	\$10,920.99	\$2,613.29
ARM HOLDINGS PLC ADSEACH REP 3 ORD GBP0.0005	500	1/5/2011	2/2/2011	\$14,117.77	\$10,920.99	\$3,196.78
ARM HOLDINGS PLC ADSEACH REP 3 ORD GBP0.0005	500	1/5/2011	2/7/2011	\$14,792.76	\$10,920.98	\$3,871.78
ARM HOLDINGS PLC ADSEACH REP 3 ORD GBP0.0005	750	1/24/2011	2/9/2011	\$22,004.12	\$18,821.96	\$3,182.16
ARM HOLDINGS PLC ADSEACH REP 3 ORD GBP0.0005	250	1/24/2011	2/14/2011	\$7,782.40	\$6,273.99	\$1,508.41
ARM HOLDINGS PLC ADSEACH REP 3 ORD GBP0.0005	400	3/10/2011	3/17/2011	\$10,316.65	\$9,931.18	\$385.47
ARM HOLDINGS PLC ADSEACH REP 3 ORD GBP0.0005	500	3/10/2011	3/18/2011	\$12,410.26	\$12,413.97	(\$3.71)
			Wash Sale	\$0.00	(\$3.71)	\$3.71
ARM HOLDINGS PLC ADSEACH REP 3 ORD GBP0.0005	400	3/15/2011	3/18/2011	\$9,928.61	\$9,713.33	\$215.28
ARM HOLDINGS PLC ADSEACH REP 3 ORD GBP0.0005	100	3/10/2011	3/18/2011	\$2,474.24	\$2,482.80	(\$8.56)
			Wash Sale	\$0.00	(\$8.56)	\$8.56
ARM HOLDINGS PLC ADSEACH REP 3 ORD GBP0.0005	100	3/15/2011	3/18/2011	\$2,482.15	\$2,436.15	\$46.00
ARM HOLDINGS PLC ADSEACH REP 3 ORD GBP0.0005	400	3/16/2011	3/18/2011	\$9,928.61	\$9,729.56	\$199.05
ARM HOLDINGS PLC ADSEACH REP 3 ORD GBP0.0005	100	3/16/2011	3/18/2011	\$2,482.15	\$2,433.13	\$49.02
ATHENAHEALTH INC DELAWARE	300	2/7/2011	3/1/2011	\$13,559.44	\$13,712.70	(\$153.26)
			Wash Sale	\$0.00	(\$153.26)	\$153.26
ATHENAHEALTH INC DELAWARE	200	2/7/2011	3/1/2011	\$9,039.62	\$9,135.04	(\$95.42)
			Wash Sale	\$0.00	(\$95.42)	\$95.42
ATHENAHEALTH INC DELAWARE	100	2/23/2011	3/7/2011	\$4,449.96	\$4,548.11	(\$98.15)
			Wash Sale	\$0.00	(\$98.15)	\$98.15
ATHENAHEALTH INC DELAWARE	100	2/25/2011	3/7/2011	\$4,458.78	\$4,693.69	(\$234.91)
			Wash Sale	\$0.00	(\$234.91)	\$234.91
ATHENAHEALTH INC DELAWARE	100	2/23/2011	3/7/2011	\$4,456.91	\$4,548.11	(\$91.20)
			Wash Sale	\$0.00	(\$91.20)	\$91.20
ATHENAHEALTH INC DELAWARE	100	2/23/2011	3/7/2011	\$4,456.91	\$4,551.49	(\$94.58)

Robert Mary Stott Foundation Inc
2011 Capital Gains and Losses Schedule

<u>Security Description</u>	<u>Qty</u>	<u>Date Acquired</u>	<u>Date Sold</u>	<u>Proceeds</u>	<u>Cost Basis</u>	<u>Short Term Gain/Loss</u>
			Wash Sale	\$0 00	(\$94 58)	\$94.58
ATHENAHEALTH INC DELAWARE	200	2/23/2011	3/7/2011	\$8,909.83	\$9,102 97	(\$193.14)
			Wash Sale	\$0.00	(\$193.14)	\$193.14
ATHENAHEALTH INC DELAWARE	100	2/25/2011	3/7/2011	\$4,454.91	\$4,697.26	(\$242 35)
			Wash Sale	\$0 00	(\$242 35)	\$242.35
ATHENAHEALTH INC DELAWARE	200	2/25/2011	3/7/2011	\$8,917.57	\$9,391 36	(\$473.79)
			Wash Sale	\$0.00	(\$473.79)	\$473.79
ATHENAHEALTH INC DELAWARE	100	2/25/2011	3/7/2011	\$4,458 78	\$4,690 31	(\$231.53)
			Wash Sale	\$0 00	(\$231 53)	\$231.53
ATHENAHEALTH INC DELAWARE	100	3/10/2011	3/17/2011	\$4,291.57	\$4,621 32	(\$329.75)
			Wash Sale	\$0 00	(\$329.75)	\$329.75
ATHENAHEALTH INC DELAWARE	100	3/10/2011	3/17/2011	\$4,291.56	\$4,623.31	(\$331 75)
			Wash Sale	\$0 00	(\$331 75)	\$331.75
ATHENAHEALTH INC DELAWARE	100	3/10/2011	3/17/2011	\$4,291.57	\$4,628.76	(\$337.19)
			Wash Sale	\$0 00	(\$337 19)	\$337.19
ATHENAHEALTH INC DELAWARE	99	3/10/2011	3/18/2011	\$4,250 03	\$4,577.07	(\$327 04)
			Wash Sale	\$0.00	(\$327 04)	\$327.04
ATHENAHEALTH INC DELAWARE	1	3/10/2011	3/18/2011	\$42 93	\$46.18	(\$3 25)
			Wash Sale	\$0.00	(\$3.25)	\$3.25
ATHENAHEALTH INC DELAWARE	99	3/10/2011	3/18/2011	\$4,253 83	\$4,571.76	(\$317 93)
			Wash Sale	\$0.00	(\$317.93)	\$317.93
ATHENAHEALTH INC DELAWARE	100	3/16/2011	3/18/2011	\$4,296.80	\$4,584.50	(\$287.70)
ATHENAHEALTH INC DELAWARE	1	3/16/2011	3/18/2011	\$42.96	\$45.92	(\$2.96)
ATHENAHEALTH INC DELAWARE	1	3/10/2011	3/18/2011	\$42.95	\$46 23	(\$3.28)
			Wash Sale	\$0.00	(\$3 28)	\$3.28
ATHENAHEALTH INC DELAWARE	99	3/16/2011	3/18/2011	\$4,253.95	\$4,546 01	(\$292 06)
ATHENAHEALTH INC DELAWARE	500	3/16/2011	3/18/2011	\$21,499.58	\$21,273.71	\$225.87
ATHENAHEALTH INC DELAWARE	100	3/16/2011	3/18/2011	\$4,296.92	\$4,586.50	(\$289.58)
ATHENAHEALTH INC DELAWARE	1	3/16/2011	3/18/2011	\$42.97	\$45 83	(\$2.86)
ATHENAHEALTH INC DELAWARE	99	3/16/2011	3/18/2011	\$4,253 94	\$4,539 24	(\$285 30)
ATHENAHEALTH INC DELAWARE	1	3/16/2011	3/18/2011	\$43.00	\$45.80	(\$2.80)
ATHENAHEALTH INC DELAWARE	99	3/16/2011	3/18/2011	\$4,256.92	\$4,530 13	(\$273.21)
ALLEGHENY TECH INC	200	2/1/2011	2/14/2011	\$13,765 78	\$13,267.18	\$498.60
ALLEGHENY TECH INC	100	2/1/2011	3/1/2011	\$6,423 02	\$6,633 59	(\$210.57)
			Wash Sale	\$0.00	(\$210.57)	\$210.57
ALLEGHENY TECH INC	200	2/1/2011	3/1/2011	\$12,835.80	\$13,267 18	(\$431.38)
			Wash Sale	\$0 00	(\$431.38)	\$431.38
ALLEGHENY TECH INC	200	2/25/2011	3/1/2011	\$12,846 03	\$13,594 13	(\$748.10)
			Wash Sale	\$0.00	(\$748.10)	\$748.10
ALLEGHENY TECH INC	100	3/3/2011	3/7/2011	\$6,325 27	\$7,099.73	(\$774.46)
ALLEGHENY TECH INC	100	2/25/2011	3/7/2011	\$6,324 87	\$6,791 95	(\$467 08)
			Wash Sale	\$0 00	(\$467 08)	\$467.08
ALLEGHENY TECH INC	200	3/3/2011	3/7/2011	\$12,650.55	\$14,007 34	(\$1,356.79)
ALLEGHENY TECH INC	200	3/3/2011	3/7/2011	\$12,650.55	\$13,265.30	(\$614.75)
ALLEGHENY TECH INC	400	2/25/2011	3/7/2011	\$25,301.10	\$26,325.50	(\$1,024 40)
BOEING CO	100	3/3/2011	3/7/2011	\$7,009 91	\$7,179 22	(\$169 31)
BOEING CO	400	3/3/2011	3/7/2011	\$28,070 42	\$28,716.88	(\$646 46)
BAIDU INC SPONS ADS REPR 1 ORD CLS A US0 00005	100	3/15/2011	3/18/2011	\$12,178.81	\$12,176.65	\$2 16
BAIDU INC SPONS ADS REPR 1 ORD CLS A US0 00005	200	3/15/2011	3/18/2011	\$24,375 53	\$24,353 30	\$22 23

Robert Mary Stott Foundation Inc.
2011 Capital Gains and Losses Schedule

<u>Security Description</u>	<u>Qty</u>	<u>Date Acquired</u>	<u>Date Sold</u>	<u>Proceeds</u>	<u>Cost Basis</u>	<u>Short Term Gain/Loss</u>
BROADCOM CORP CL A	200	3/16/2011	3/18/2011	\$7,877.15	\$7,801.56	\$75.59
BROADCOM CORP CL A	300	3/16/2011	3/18/2011	\$11,815.72	\$11,710.05	\$105.67
PEABODY ENERGY CORP	100	3/18/2011	3/18/2011	\$7,152.67	\$7,078.80	\$73.87
PEABODY ENERGY CORP	200	3/18/2011	3/18/2011	\$14,305.34	\$14,167.15	\$138.19
PEABODY ENERGY CORP	200	3/18/2011	3/18/2011	\$14,305.35	\$14,163.80	\$141.55
DISNEY WALT CO	400	1/31/2011	2/9/2011	\$17,261.31	\$15,542.36	\$1,718.95
DISNEY WALT CO	250	2/2/2011	3/7/2011	\$10,628.54	\$10,131.70	\$496.84
DISNEY WALT CO	50	2/3/2011	3/7/2011	\$2,125.71	\$2,029.00	\$96.71
DISNEY WALT CO	100	1/31/2011	3/7/2011	\$4,251.42	\$3,885.59	\$365.83
DISNEY WALT CO	200	2/3/2011	3/7/2011	\$8,500.69	\$8,122.95	\$377.74
DISNEY WALT CO	150	2/8/2011	3/7/2011	\$6,375.51	\$6,181.68	\$193.83
DISNEY WALT CO	250	2/7/2011	3/7/2011	\$10,625.86	\$10,232.93	\$392.93
DISNEY WALT CO	100	2/8/2011	3/18/2011	\$4,148.83	\$4,121.12	\$27.71
DISNEY WALT CO	400	3/3/2011	3/18/2011	\$16,595.32	\$17,671.59	(\$1,076.27)
DRESSER RAND GROUP INC COM	500	2/23/2011	3/1/2011	\$24,065.28	\$23,277.95	\$787.33
DRESSER RAND GROUP INC COM	311	2/23/2011	3/1/2011	\$15,124.10	\$14,577.38	\$546.72
DRESSER RAND GROUP INC COM	189	2/23/2011	3/1/2011	\$9,191.18	\$8,868.27	\$322.91
FORD MTR CO DEL COM	1000	1/28/2011	2/2/2011	\$15,361.75	\$16,415.65	(\$1,053.90)
			Wash Sale	\$0.00	(\$1,053.90)	\$1,053.90
FORD MTR CO DEL COM	1000	1/31/2011	2/7/2011	\$16,092.74	\$16,891.25	(\$798.51)
FORD MTR CO DEL COM	500	3/16/2011	3/17/2011	\$7,212.46	\$7,063.48	\$148.98
FORD MTR CO DEL COM	500	3/16/2011	3/17/2011	\$7,237.41	\$7,063.47	\$173.94
FLUOR CORP NEW	500	12/29/2010	2/14/2011	\$37,169.78	\$33,151.80	\$4,017.98
FLUOR CORP NEW	500	2/1/2011	3/1/2011	\$34,449.58	\$34,866.80	(\$417.22)
GENERAL ELECTRIC CO	500	3/17/2011	3/18/2011	\$9,792.86	\$9,667.95	\$124.91
CORNING INC	200	2/4/2011	2/14/2011	\$4,448.67	\$4,676.83	(\$228.16)
			Wash Sale	\$0.00	(\$228.16)	\$228.16
CORNING INC	300	2/4/2011	2/14/2011	\$6,665.42	\$7,015.25	(\$349.83)
			Wash Sale	\$0.00	(\$349.83)	\$349.83
CORNING INC	500	2/4/2011	3/1/2011	\$11,113.73	\$11,692.07	(\$578.34)
			Wash Sale	\$0.00	(\$578.34)	\$578.34
CORNING INC	300	2/7/2011	3/7/2011	\$6,751.01	\$7,163.46	(\$412.45)
CORNING INC	200	2/7/2011	3/7/2011	\$4,500.67	\$4,770.58	(\$269.91)
CORNING INC	500	2/25/2011	3/7/2011	\$11,244.33	\$11,901.29	(\$656.96)
GENERAL MOTORS CO	250	12/28/2010	2/7/2011	\$9,157.60	\$8,829.25	\$328.35
GENERAL MOTORS CO	500	12/28/2010	2/14/2011	\$18,168.45	\$17,658.50	\$509.95
GENERAL MOTORS CO	150	1/24/2011	2/24/2011	\$4,876.88	\$5,626.76	(\$749.88)
			Wash Sale	\$0.00	(\$749.88)	\$749.88
GENERAL MOTORS CO	50	1/24/2011	2/24/2011	\$1,625.63	\$1,874.00	(\$248.37)
			Wash Sale	\$0.00	(\$248.37)	\$248.37
GENERAL MOTORS CO	50	1/24/2011	2/24/2011	\$1,624.64	\$1,875.59	(\$250.95)
GENERAL MOTORS CO	50	1/28/2011	2/24/2011	\$1,624.65	\$1,826.59	(\$201.94)
GENERAL MOTORS CO	50	1/28/2011	2/24/2011	\$1,624.64	\$2,074.96	(\$450.32)
GENERAL MOTORS CO	150	1/28/2011	2/24/2011	\$4,873.93	\$6,229.65	(\$1,355.72)
HALLIBURTON CO HOLDING CO FRMLY HALLIBURTON CO	500	2/24/2011	3/1/2011	\$23,333.10	\$23,541.80	(\$208.70)
JPMORGAN CHASE & CO	56	1/13/2011	2/1/2011	\$2,562.03	\$2,485.78	\$76.25
JPMORGAN CHASE & CO	144	1/13/2011	2/1/2011	\$6,588.08	\$6,394.13	\$193.95
JPMORGAN CHASE & CO	200	1/13/2011	2/7/2011	\$9,079.87	\$8,880.75	\$199.12
JPMORGAN CHASE & CO	200	1/13/2011	3/1/2011	\$9,182.88	\$8,880.74	\$302.14

Robert Mary Stott Foundation Inc
2011 Capital Gains and Losses Schedule

<u>Security Description</u>	<u>Qty</u>	<u>Date Acquired</u>	<u>Date Sold</u>	<u>Proceeds</u>	<u>Cost Basis</u>	<u>Short Term Gain/Loss</u>
JPMORGAN CHASE & CO	300	2/4/2011	3/1/2011	\$13,774.32	\$13,407.84	\$366.48
JPMORGAN CHASE & CO	200	2/25/2011	3/7/2011	\$8,972.03	\$9,343.26	(\$371.23)
JPMORGAN CHASE & CO	200	2/25/2011	3/7/2011	\$8,972.03	\$9,351.35	(\$379.32)
MOLYCORP INC DELAWARE COM USD0.001	100	1/13/2011	1/28/2011	\$4,572.05	\$4,999.79	(\$427.74)
			Wash Sale	\$0.00	(\$427.74)	\$427.74
MOLYCORP INC DELAWARE COM USD0.001	100	1/13/2011	1/28/2011	\$4,570.81	\$4,999.79	(\$428.98)
			Wash Sale	\$0.00	(\$428.98)	\$428.98
MOLYCORP INC DELAWARE COM USD0.001	100	1/13/2011	1/28/2011	\$4,564.96	\$4,999.79	(\$434.83)
			Wash Sale	\$0.00	(\$434.83)	\$434.83
MOLYCORP INC DELAWARE COM USD0.001	100	1/13/2011	2/1/2011	\$4,864.35	\$4,999.79	(\$135.44)
			Wash Sale	\$0.00	(\$135.44)	\$135.44
MOLYCORP INC DELAWARE COM USD0.001	100	1/14/2011	2/14/2011	\$4,850.32	\$4,792.42	\$57.90
MOLYCORP INC DELAWARE COM USD0.001	100	1/14/2011	2/14/2011	\$4,850.32	\$5,085.97	(\$235.65)
			Wash Sale	\$0.00	(\$235.65)	\$235.65
MOLYCORP INC DELAWARE COM USD0.001	100	1/13/2011	2/14/2011	\$4,850.32	\$4,999.79	(\$149.47)
			Wash Sale	\$0.00	(\$149.47)	\$149.47
MOLYCORP INC DELAWARE COM USD0.001	100	1/14/2011	2/14/2011	\$4,850.32	\$5,084.73	(\$234.41)
			Wash Sale	\$0.00	(\$234.41)	\$234.41
MOLYCORP INC DELAWARE COM USD0.001	100	1/14/2011	2/14/2011	\$4,850.30	\$5,091.82	(\$241.52)
			Wash Sale	\$0.00	(\$241.52)	\$241.52
MOLYCORP INC DELAWARE COM USD0.001	100	2/8/2011	2/18/2011	\$4,407.88	\$5,781.78	(\$1,373.90)
			Wash Sale	\$0.00	(\$1,373.90)	\$1,373.90
MOLYCORP INC DELAWARE COM USD0.001	100	1/18/2011	2/18/2011	\$4,407.88	\$4,807.82	(\$399.94)
			Wash Sale	\$0.00	(\$399.94)	\$399.94
MOLYCORP INC DELAWARE COM USD0.001	100	2/8/2011	2/18/2011	\$4,407.88	\$5,780.53	(\$1,372.65)
			Wash Sale	\$0.00	(\$1,372.65)	\$1,372.65
MOLYCORP INC DELAWARE COM USD0.001	300	2/8/2011	2/18/2011	\$13,223.63	\$16,638.37	(\$3,414.74)
			Wash Sale	\$0.00	(\$3,414.74)	\$3,414.74
MOLYCORP INC DELAWARE COM USD0.001	100	2/8/2011	2/18/2011	\$4,407.88	\$5,787.65	(\$1,379.77)
			Wash Sale	\$0.00	(\$1,379.77)	\$1,379.77
MOLYCORP INC DELAWARE COM USD0.001	100	2/18/2011	2/22/2011	\$4,590.29	\$5,278.02	(\$687.73)
			Wash Sale	\$0.00	(\$687.73)	\$687.73
MOLYCORP INC DELAWARE COM USD0.001	100	2/11/2011	2/22/2011	\$4,600.31	\$6,213.29	(\$1,612.98)
			Wash Sale	\$0.00	(\$1,612.98)	\$1,612.98
MOLYCORP INC DELAWARE COM USD0.001	100	2/11/2011	2/22/2011	\$4,597.91	\$5,239.33	(\$641.42)
			Wash Sale	\$0.00	(\$641.42)	\$641.42
MOLYCORP INC DELAWARE COM USD0.001	100	2/18/2011	2/22/2011	\$4,599.51	\$6,249.88	(\$1,650.37)
			Wash Sale	\$0.00	(\$1,650.37)	\$1,650.37
MOLYCORP INC DELAWARE COM USD0.001	100	2/11/2011	2/22/2011	\$4,599.51	\$6,212.04	(\$1,612.53)
			Wash Sale	\$0.00	(\$1,612.53)	\$1,612.53
MOLYCORP INC DELAWARE COM USD0.001	100	2/18/2011	3/7/2011	\$4,818.31	\$5,324.63	(\$506.32)
			Wash Sale	\$0.00	(\$506.32)	\$506.32
MOLYCORP INC DELAWARE COM USD0.001	100	2/23/2011	3/7/2011	\$4,818.31	\$6,306.40	(\$1,488.09)
			Wash Sale	\$0.00	(\$1,488.09)	\$1,488.09
MOLYCORP INC DELAWARE COM USD0.001	100	2/23/2011	3/7/2011	\$4,818.31	\$6,344.25	(\$1,525.94)
			Wash Sale	\$0.00	(\$1,525.94)	\$1,525.94
MOLYCORP INC DELAWARE COM USD0.001	100	2/11/2011	3/7/2011	\$4,818.31	\$6,219.16	(\$1,400.85)
			Wash Sale	\$0.00	(\$1,400.85)	\$1,400.85
MOLYCORP INC DELAWARE COM USD0.001	100	2/11/2011	3/7/2011	\$4,818.31	\$5,977.64	(\$1,159.33)

Robert Mary Stott Foundation Inc.
2011 Capital Gains and Losses Schedule

<u>Security Description</u>	<u>Qty</u>	<u>Date Acquired</u>	<u>Date Sold</u>	<u>Proceeds</u>	<u>Cost Basis</u>	<u>Short Term Gain/Loss</u>
			Wash Sale	\$0.00	(\$1,159.33)	\$1,159.33
MOLYCORP INC DELAWARE COM USD0.001	300	2/23/2011	3/7/2011	\$14,454.95	\$14,067.60	\$387.35
MOLYCORP INC DELAWARE COM USD0.001	100	2/18/2011	3/7/2011	\$4,818.31	\$5,783.14	(\$964.83)
			Wash Sale	\$0.00	(\$964.83)	\$964.83
MOLYCORP INC DELAWARE COM USD0.001	100	2/18/2011	3/7/2011	\$4,818.31	\$5,774.84	(\$956.53)
			Wash Sale	\$0.00	(\$956.53)	\$956.53
MOLYCORP INC DELAWARE COM USD0.001	100	3/3/2011	3/18/2011	\$4,251.62	\$6,410.04	(\$2,158.42)
MOLYCORP INC DELAWARE COM USD0.001	300	3/15/2011	3/18/2011	\$12,754.89	\$12,767.37	(\$12.48)
MOLYCORP INC DELAWARE COM USD0.001	100	3/3/2011	3/18/2011	\$4,251.62	\$5,515.51	(\$1,263.89)
MOLYCORP INC DELAWARE COM USD0.001	100	3/3/2011	3/18/2011	\$4,251.62	\$6,497.28	(\$2,245.66)
MOLYCORP INC DELAWARE COM USD0.001	100	3/3/2011	3/18/2011	\$4,251.62	\$6,535.13	(\$2,283.51)
MOLYCORP INC DELAWARE COM USD0.001	100	3/3/2011	3/18/2011	\$4,251.62	\$6,168.52	(\$1,916.90)
MOLYCORP INC DELAWARE COM USD0.001	100	3/15/2011	3/18/2011	\$4,251.62	\$5,220.62	(\$969.00)
MOLYCORP INC DELAWARE COM USD0.001	100	3/15/2011	3/18/2011	\$4,251.62	\$5,212.32	(\$960.70)
MCDERMOTT INTERNATIONAL INC COM STK USD1	200	2/23/2011	3/1/2011	\$4,473.37	\$4,445.95	\$27.42
MCDERMOTT INTERNATIONAL INC COM STK USD1	300	2/23/2011	3/1/2011	\$6,710.06	\$6,656.04	\$54.02
MEDCO HEALTH SOLUTIONS INC	500	1/4/2011	1/24/2011	\$31,787.58	\$30,846.80	\$940.78
MEDCO HEALTH SOLUTIONS INC	100	3/3/2011	3/7/2011	\$6,181.53	\$6,443.38	(\$261.85)
			Wash Sale	\$0.00	(\$261.85)	\$261.85
MEDCO HEALTH SOLUTIONS INC	400	3/3/2011	3/7/2011	\$24,757.52	\$25,773.52	(\$1,016.00)
			Wash Sale	\$0.00	(\$1,016.00)	\$1,016.00
MEDCO HEALTH SOLUTIONS INC	400	3/10/2011	3/16/2011	\$22,912.44	\$25,681.48	(\$2,769.04)
MEDCO HEALTH SOLUTIONS INC	100	3/10/2011	3/16/2011	\$5,728.11	\$6,428.22	(\$700.11)
MONSANTO CO NEW	100	12/29/2010	2/7/2011	\$7,540.08	\$6,913.45	\$626.63
MONSANTO CO NEW	100	12/29/2010	2/7/2011	\$7,540.08	\$6,905.50	\$634.58
MONSANTO CO NEW	300	12/29/2010	3/1/2011	\$21,039.82	\$20,716.50	\$323.32
MONSANTO CO NEW	200	2/9/2011	3/1/2011	\$14,026.55	\$15,127.80	(\$1,101.25)
			Wash Sale	\$0.00	(\$1,101.25)	\$1,101.25
MONSANTO CO NEW	50	2/9/2011	3/7/2011	\$3,545.74	\$3,781.95	(\$236.21)
			Wash Sale	\$0.00	(\$236.21)	\$236.21
MONSANTO CO NEW	50	2/9/2011	3/7/2011	\$3,545.74	\$3,783.59	(\$237.85)
			Wash Sale	\$0.00	(\$237.85)	\$237.85
MONSANTO CO NEW	100	3/3/2011	3/7/2011	\$7,092.37	\$7,227.64	(\$135.27)
MONSANTO CO NEW	200	2/9/2011	3/7/2011	\$14,182.96	\$16,235.61	(\$2,052.65)
			Wash Sale	\$0.00	(\$2,052.65)	\$2,052.65
MONSANTO CO NEW	200	2/18/2011	3/7/2011	\$14,182.96	\$14,808.35	(\$625.39)
			Wash Sale	\$0.00	(\$625.39)	\$625.39
MONSANTO CO NEW	300	2/23/2011	3/7/2011	\$21,274.44	\$21,345.75	(\$71.31)
			Wash Sale	\$0.00	(\$23.77)	\$23.77
MONSANTO CO NEW	40	2/25/2011	3/7/2011	\$2,836.59	\$2,898.69	(\$62.10)
MONSANTO CO NEW	60	2/25/2011	3/7/2011	\$4,254.89	\$4,335.84	(\$80.95)
MONSANTO CO NEW	50	2/25/2011	3/7/2011	\$3,546.18	\$3,851.05	(\$304.87)
MONSANTO CO NEW	100	3/3/2011	3/7/2011	\$7,092.36	\$8,228.33	(\$1,135.97)
MONSANTO CO NEW	50	2/25/2011	3/7/2011	\$3,546.18	\$3,849.41	(\$303.23)
MONSANTO CO NEW	100	3/3/2011	3/7/2011	\$7,092.36	\$8,230.19	(\$1,137.83)
MONSANTO CO NEW	200	3/3/2011	3/7/2011	\$14,184.73	\$15,033.12	(\$848.39)
PETROLEO BRASILEIRO SA PETROBRAS ADS EACH REP 2 COM SH	100	2/24/2011	3/1/2011	\$3,928.63	\$4,090.45	(\$161.82)
			Wash Sale	\$0.00	(\$161.82)	\$161.82
PETROLEO BRASILEIRO SA PETROBRAS ADS EACH REP 2 COM SH	400	2/24/2011	3/1/2011	\$15,714.54	\$16,331.60	(\$617.06)

Robert Mary Stott Foundation Inc.
2011 Capital Gains and Losses Schedule

<u>Security Description</u>	<u>Qty</u>	<u>Date Acquired</u>	<u>Date Sold</u>	<u>Proceeds</u>	<u>Cost Basis</u>	<u>Short Term Gain/Loss</u>
			Wash Sale	\$0.00	(\$617.06)	\$617.06
PETROLEO BRASILEIRO SA PETROBRAS ADS EACH REP 2 COM SH	100	2/25/2011	3/3/2011	\$4,071.47	\$4,150.62	(\$79.15)
PETROLEO BRASILEIRO SA PETROBRAS ADS EACH REP 2 COM SH	400	2/25/2011	3/3/2011	\$16,316.48	\$16,540.66	(\$224.18)
QUALCOMM INC	200	1/7/2011	1/28/2011	\$10,702.64	\$10,471.96	\$230.68
QUALCOMM INC	200	1/7/2011	2/7/2011	\$11,026.85	\$10,471.95	\$554.90
QUALCOMM INC	100	1/13/2011	2/9/2011	\$5,597.24	\$5,189.92	\$407.32
QUALCOMM INC	200	1/13/2011	2/9/2011	\$11,194.48	\$10,363.20	\$831.28
QUALCOMM INC	100	2/8/2011	2/14/2011	\$5,860.43	\$5,612.87	\$247.56
QUALCOMM INC	100	2/8/2011	3/7/2011	\$5,697.39	\$5,612.86	\$84.53
QUALCOMM INC	400	2/8/2011	3/7/2011	\$22,789.56	\$22,435.96	\$353.60
QUALCOMM INC	500	2/25/2011	3/7/2011	\$28,480.25	\$29,515.45	(\$1,035.20)
			Wash Sale	\$0.00	(\$1,035.20)	\$1,035.20
QUALCOMM INC	300	3/3/2011	3/17/2011	\$15,708.74	\$18,093.39	(\$2,384.65)
			Wash Sale	\$0.00	(\$2,384.65)	\$2,384.65
QUALCOMM INC	300	3/10/2011	3/18/2011	\$15,326.61	\$18,703.27	(\$3,376.66)
QUALCOMM INC	200	3/10/2011	3/18/2011	\$10,217.74	\$10,879.08	(\$661.34)
QUALCOMM INC	200	3/3/2011	3/18/2011	\$10,217.74	\$12,062.26	(\$1,844.52)
QUALCOMM INC	100	3/15/2011	3/18/2011	\$5,108.87	\$5,094.99	\$13.88
QUALCOMM INC	300	3/16/2011	3/18/2011	\$15,326.63	\$15,310.05	\$16.58
QUALCOMM INC	200	3/15/2011	3/18/2011	\$10,217.74	\$10,197.81	\$19.93
QUALCOMM INC	200	3/15/2011	3/18/2011	\$10,217.74	\$10,406.75	(\$189.01)
ROWAN COS INC	250	2/3/2011	2/14/2011	\$9,565.31	\$9,166.70	\$398.61
ROWAN COS INC	300	2/3/2011	3/1/2011	\$12,552.80	\$11,000.04	\$1,552.76
ROWAN COS INC	200	2/3/2011	3/1/2011	\$8,374.60	\$7,333.36	\$1,041.24
ROWAN COS INC	300	2/8/2011	3/1/2011	\$12,561.89	\$11,231.49	\$1,330.40
ROWAN COS INC	200	2/8/2011	3/7/2011	\$8,365.42	\$7,487.66	\$877.76
ROWAN COS INC	300	2/17/2011	3/7/2011	\$12,548.12	\$12,036.63	\$511.49
ROWAN COS INC	200	2/17/2011	3/17/2011	\$8,305.30	\$8,024.42	\$280.88
ROWAN COS INC	100	2/18/2011	3/17/2011	\$4,152.65	\$3,979.89	\$172.76
ROWAN COS INC	200	2/18/2011	3/18/2011	\$8,233.84	\$7,959.78	\$274.06
ROWAN COS INC	300	3/15/2011	3/18/2011	\$12,350.78	\$11,952.39	\$398.39
ROWAN COS INC	500	3/10/2011	3/18/2011	\$20,584.63	\$20,021.05	\$563.58
MARKET VECTORS TR RUSSIA ETF	100	3/11/2011	3/17/2011	\$3,963.47	\$3,982.80	(\$19.33)
			Wash Sale	\$0.00	(\$19.33)	\$19.33
MARKET VECTORS TR RUSSIA ETF	200	3/11/2011	3/17/2011	\$7,926.95	\$7,949.72	(\$22.77)
			Wash Sale	\$0.00	(\$22.77)	\$22.77
MARKET VECTORS TR RUSSIA ETF	400	3/11/2011	3/18/2011	\$16,029.84	\$15,899.60	\$130.24
MARKET VECTORS TR RUSSIA ETF	100	3/11/2011	3/18/2011	\$4,007.46	\$3,994.23	\$13.23
MARKET VECTORS TR RUSSIA ETF	400	3/15/2011	3/18/2011	\$16,029.84	\$15,395.60	\$634.24
MARKET VECTORS TR RUSSIA ETF	200	3/11/2011	3/18/2011	\$8,014.92	\$7,972.57	\$42.35
MARKET VECTORS TR RUSSIA ETF	100	3/15/2011	3/18/2011	\$4,007.46	\$3,856.82	\$150.64
STARBUCKS CORP	500	3/10/2011	3/18/2011	\$17,484.76	\$18,925.40	(\$1,440.64)
			Wash Sale	\$0.00	(\$1,440.64)	\$1,440.64
STARBUCKS CORP	500	3/11/2011	3/18/2011	\$17,480.74	\$19,788.54	(\$2,307.80)
STARBUCKS CORP	500	3/16/2011	3/18/2011	\$17,480.73	\$17,585.45	(\$104.72)
TATA MOTORS LIMITED ADR EA REP 1 ORD INR10	50	12/28/2010	1/24/2011	\$1,328.74	\$1,441.49	(\$112.75)
			Wash Sale	\$0.00	(\$112.75)	\$112.75
TATA MOTORS LIMITED ADR EA REP 1 ORD INR10	150	12/28/2010	1/24/2011	\$3,986.20	\$4,318.31	(\$332.11)
TATA MOTORS LIMITED ADR EA REP 1 ORD INR10	150	12/28/2010	1/24/2011	\$3,991.71	\$4,324.46	(\$332.75)

Robert Mary Stott Foundation Inc.
2011 Capital Gains and Losses Schedule

<u>Security Description</u>	<u>Qty</u>	<u>Date Acquired</u>	<u>Date Sold</u>	<u>Proceeds</u>	<u>Cost Basis</u>	<u>Short Term Gain/Loss</u>
			Wash Sale	\$0.00	(\$332.75)	\$332.75
TATA MOTORS LIMITED ADR EA REP 1 ORD INR10	200	12/28/2010	1/24/2011	\$5,321.90	\$5,757.74	(\$435.84)
TATA MOTORS LIMITED ADR EA REP 1 ORD INR10	50	12/28/2010	1/24/2011	\$1,330.47	\$1,552.18	(\$221.71)
TATA MOTORS LIMITED ADR EA REP 1 ORD INR10	150	12/28/2010	1/24/2011	\$3,991.42	\$4,651.06	(\$659.64)
				\$2,000,874.17	\$2,003,428.17	(\$2,554.00)

FORM 990-PF	DIVIDENDS AND INTEREST FROM SECURITIES	STATEMENT	1
-------------	--	-----------	---

SOURCE	GROSS AMOUNT	CAPITAL GAINS DIVIDENDS	COLUMN (A) AMOUNT
NATIONAL FINANCIAL SERVICES	468.	0.	468.
TOTAL TO FM 990-PF, PART I, LN 4	468.	0.	468.

FORM 990-PF	ACCOUNTING FEES	STATEMENT	2
-------------	-----------------	-----------	---

DESCRIPTION	(A) EXPENSES PER BOOKS	(B) NET INVEST- MENT INCOME	(C) ADJUSTED NET INCOME	(D) CHARITABLE PURPOSES
PROFESSIONAL FEES	15,300.	7,650.		7,650.
TO FORM 990-PF, PG 1, LN 16B	15,300.	7,650.		7,650.

FORM 990-PF	OTHER EXPENSES	STATEMENT	3
-------------	----------------	-----------	---

DESCRIPTION	(A) EXPENSES PER BOOKS	(B) NET INVEST- MENT INCOME	(C) ADJUSTED NET INCOME	(D) CHARITABLE PURPOSES
PROCESSING FEE	15.	15.		0.
TO FORM 990-PF, PG 1, LN 23	15.	15.		0.

FORM 990-PF	CORPORATE STOCK	STATEMENT	4
-------------	-----------------	-----------	---

DESCRIPTION	BOOK VALUE	FAIR MARKET VALUE
INVESTMENT IN SECURITIES	0.	0.
TOTAL TO FORM 990-PF, PART II, LINE 10B	0.	0.

FORM 990-PF	EXPLANATION CONCERNING PART VII-A, LINE 8B	STATEMENT	5
-------------	--	-----------	---

EXPLANATION

N/A