



See a Social Security Number? Say Something!  
Report Privacy Problems to <https://public.resource.org/privacy>  
Or call the IRS Identity Theft Hotline at 1-800-908-4490



Form **990-PF**

Department of the Treasury  
Internal Revenue Service

Return of Private Foundation  
or Section 4947(a)(1) Nonexempt Charitable Trust  
Treated as a Private Foundation

**Note.** The foundation may be able to use a copy of this return to satisfy state reporting requirements

OMB No 1545-0052

**2011**

For calendar year 2011, or tax year beginning 01-01-2011 , and ending 12-31-2011

G Check all that apply

☐ Initial return

☐ Initial return of a former public charity

☐ Final return

☐ Amended return

☐ Address change

☐ Name change

Name of foundation  
THE HAJIM FAMILY FOUNDATION CO CBIZ MHM LLC

**A Employer identification number**  
13-6893956

Number and street (or P O box number if mail is not delivered to street address)  
1065 AVE OF AMERICAS 10TH FL

Room/suite

**B Telephone number** (see page 10 of the instructions)  
(212) 790-5700

City or town, state, and ZIP code  
NEW YORK, NY 10018

**C** If exemption application is pending, check here ☐

**D 1.** Foreign organizations, check here ☐

**2.** Foreign organizations meeting the 85% test, check here and attach computation ☐





**H** Check type of organization ☒ Section 501(c)(3) exempt private foundation  
☐ Section 4947(a)(1) nonexempt charitable trust ☐ Other taxable private foundation

**E** If private foundation status was terminated under section 507(b)(1)(A), check here ☐

**F** If the foundation is in a 60-month termination under section 507(b)(1)(B), check here ☐

**I** Fair market value of all assets at end of year (from Part II, col. (c), line 16)  
\$ 2,587,888

**J** Accounting method ☒ Cash ☐ Accrual  
☐ Other (specify) \_\_\_\_\_  
(Part I, column (d) must be on cash basis.)

Part I Analysis of Revenue and Expenses (The total of amounts in columns (b), (c), and (d) may not necessarily equal the amounts in column (a) (see page 11 of the instructions) )		(a) Revenue and expenses per books	(b) Net investment income	(c) Adjusted net income	(d) Disbursements for charitable purposes (cash basis only)
Revenue	1 Contributions, gifts, grants, etc , received (attach schedule)				
	2 Check <input checked="" type="checkbox"/> if the foundation is <b>not</b> required to attach Sch B				
	3 Interest on savings and temporary cash investments				
	4 Dividends and interest from securities. . . . .	62,348	62,348		
	5a Gross rents . . . . .				
	b Net rental income or (loss) _____				
	6a Net gain or (loss) from sale of assets not on line 10	-299,517			
	b Gross sales price for all assets on line 6a 4,348,422				
	7 Capital gain net income (from Part IV, line 2) . . . .		0		
	8 Net short-term capital gain . . . . .				
	9 Income modifications . . . . .				
	10a Gross sales less returns and allowances				
	b Less Cost of goods sold . . . . .				
Operating and Administrative Expenses	c Gross profit or (loss) (attach schedule) . . . . .				
	11 Other income (attach schedule) . . . . .	 7,937	7,937		
	12 <b>Total.</b> Add lines 1 through 11 . . . . .	-229,232	70,285		
	13 Compensation of officers, directors, trustees, etc	0	0		0
	14 Other employee salaries and wages . . . . .				
	15 Pension plans, employee benefits . . . . .				
	16a Legal fees (attach schedule). . . . .				
	b Accounting fees (attach schedule). . . . .	 4,300	2,150		2,150
	c Other professional fees (attach schedule) . . . . .				
	17 Interest . . . . .				
	18 Taxes (attach schedule) (see page 14 of the instructions)	 14,939	0		0
	19 Depreciation (attach schedule) and depletion . . . .				
	20 Occupancy . . . . .				
	21 Travel, conferences, and meetings . . . . .				
	22 Printing and publications . . . . .				
	23 Other expenses (attach schedule). . . . .	 9,743	175		375
	24 <b>Total operating and administrative expenses.</b>				
	Add lines 13 through 23 . . . . .	28,982	2,325		2,525
	25 Contributions, gifts, grants paid . . . . .	281,545			281,545
	26 <b>Total expenses and disbursements.</b> Add lines 24 and 25	310,527	2,325		284,070
	27 Subtract line 26 from line 12				
	a <b>Excess of revenue over expenses and disbursements</b>	-539,759			
	b <b>Net investment income</b> (if negative, enter -0-)		67,960		
	c <b>Adjusted net income</b> (if negative, enter -0-)				

For Privacy Act and Paperwork Reduction Act Notice, see page 30 of the instructions.

Cat No 11289X

Form **990-PF** (2011)

Part II Balance Sheets		Attached schedules and amounts in the description column should be for end-of-year amounts only (See instructions )	Beginning of year	End of year	
			(a) Book Value	(b) Book Value	(c) Fair Market Value
Assets	1	Cash—non-interest-bearing . . . . .	60,002	64,575	64,575
	2	Savings and temporary cash investments . . . . .	1,230,537	240,576	240,576
	3	Accounts receivable ▶ _____ Less allowance for doubtful accounts ▶ _____			
	4	Pledges receivable ▶ _____ Less allowance for doubtful accounts ▶ _____			
	5	Grants receivable . . . . .			
	6	Receivables due from officers, directors, trustees, and other disqualified persons (attach schedule) (see page 15 of the instructions) . . . . .			
	7	Other notes and loans receivable (attach schedule) ▶ _____ Less allowance for doubtful accounts ▶ _____			
	8	Inventories for sale or use . . . . .			
	9	Prepaid expenses and deferred charges . . . . .			
	10a	Investments—U S and state government obligations (attach schedule)			
	b	Investments—corporate stock (attach schedule) . . . . .	1,846,719	2,273,984	2,282,737
	c	Investments—corporate bonds (attach schedule) . . . . .			
	11	Investments—land, buildings, and equipment basis ▶ _____ Less accumulated depreciation (attach schedule) ▶ _____			
	12	Investments—mortgage loans . . . . .			
	13	Investments—other (attach schedule) . . . . .			
	14	Land, buildings, and equipment basis ▶ _____ Less accumulated depreciation (attach schedule) ▶ _____			
Liabilities	15	Other assets (describe ▶ _____)			
	16	Total assets (to be completed by all filers—see the instructions Also, see page 1, item I)	3,137,258	2,579,135	2,587,888
	17	Accounts payable and accrued expenses . . . . .			
	18	Grants payable . . . . .			
	19	Deferred revenue . . . . .			
	20	Loans from officers, directors, trustees, and other disqualified persons			
	21	Mortgages and other notes payable (attach schedule) . . . . .			
Net Assets or Fund Balances	22	Other liabilities (describe ▶ _____)	19,567	19,010	
	23	Total liabilities (add lines 17 through 22) . . . . .	19,567	19,010	
		Foundations that follow SFAS 117, check here ▶ <input type="checkbox"/> and complete lines 24 through 26 and lines 30 and 31.			
	24	Unrestricted . . . . .			
	25	Temporarily restricted . . . . .			
	26	Permanently restricted . . . . .			
		Foundations that do not follow SFAS 117, check here ▶ <input checked="" type="checkbox"/> and complete lines 27 through 31.			
	27	Capital stock, trust principal, or current funds . . . . .	0	0	
	28	Paid-in or capital surplus, or land, bldg , and equipment fund	0	0	
	29	Retained earnings, accumulated income, endowment, or other funds	3,117,691	2,560,125	
	30	Total net assets or fund balances (see page 17 of the instructions) . . . . .	3,117,691	2,560,125	
	31	Total liabilities and net assets/fund balances (see page 17 of the instructions) . . . . .	3,137,258	2,579,135	

Part III Analysis of Changes in Net Assets or Fund Balances

1	Total net assets or fund balances at beginning of year—Part II, column (a), line 30 (must agree with end-of-year figure reported on prior year’s return) . . . . .	1	3,117,691
2	Enter amount from Part I, line 27a . . . . .	2	-539,759
3	Other increases not included in line 2 (itemize) ▶ _____	3	0
4	Add lines 1, 2, and 3 . . . . .	4	2,577,932
5	Decreases not included in line 2 (itemize) ▶ _____	5	17,807
6	Total net assets or fund balances at end of year (line 4 minus line 5)—Part II, column (b), line 30 . . . . .	6	2,560,125

Part IV Capital Gains and Losses for Tax on Investment Income

(a) List and describe the kind(s) of property sold (e g , real estate, 2-story brick warehouse, or common stock, 200 shs MLC Co )		(b) How acquired P—Purchase D—Donation	(c) Date acquired (mo , day, yr )	(d) Date sold (mo , day, yr )
1 a	THRU JEFFERIES-SCH ATTACHED	P		
b	THRU JEFFERIES-SCH ATTACHED	P		
c	BASIS ADJUSTMENT-PTP'S	P		
d	THRU PARTNERSHIP	P		
e	CAPITAL GAINS DIVIDENDS	P		

(e) Gross sales price	(f) Depreciation allowed (or allowable)	(g) Cost or other basis plus expense of sale	(h) Gain or (loss) (e) plus (f) minus (g)
a 4,039,393		4,368,668	-329,275
b 301,862		255,007	46,855
c		24,264	-24,264
d 4,727			4,727
e 2,440			2,440

Complete only for assets showing gain in column (h) and owned by the foundation on 12/31/69

(i) F M V as of 12/31/69	(j) Adjusted basis as of 12/31/69	(k) Excess of col (i) over col (j), if any	(l) Gains (Col (h) gain minus col (k), but not less than -0-) or Losses (from col (h))
a			-329,275
b			46,855
c			-24,264
d			4,727
e			2,440

2 Capital gain net income or (net capital loss)	{ If gain, also enter in Part I, line 7 If (loss), enter -0- in Part I, line 7 }	2	-299,517
3 Net short-term capital gain or (loss) as defined in sections 1222(5) and (6)  If gain, also enter in Part I, line 8, column (c) (see pages 13 and 17 of the instructions) If (loss), enter -0- in Part I, line 8 . . . . .		3	

Part V Qualification Under Section 4940(e) for Reduced Tax on Net Investment Income

(For optional use by domestic private foundations subject to the section 4940(a) tax on net investment income )

If section 4940(d)(2) applies, leave this part blank

Was the foundation liable for the section 4942 tax on the distributable amount of any year in the base period? ☐ Yes ☒ No

If "Yes," the foundation does not qualify under section 4940(e) Do not complete this part

1 Enter the appropriate amount in each column for each year, see page 18 of the instructions before making any entries

(a) Base period years Calendar year (or tax year beginning in)	(b) Adjusted qualifying distributions	(c) Net value of noncharitable-use assets	(d) Distribution ratio (col (b) divided by col (c))
2010	278,490	3,141,728	0 088642
2009	282,891	3,039,328	0 093077
2008	280,385	3,645,287	0 076917
2007	330,150	4,214,398	0 078339
2006	436,068	4,402,289	0 099055

2 Total of line 1, column (d). . . . .	2	0 436030
3 Average distribution ratio for the 5-year base period—divide the total on line 2 by 5, or by the number of years the foundation has been in existence if less than 5 years . . . .	3	0 087206
4 Enter the net value of noncharitable-use assets for 2011 from Part X, line 5. . . . .	4	2,957,927
5 Multiply line 4 by line 3. . . . .	5	257,949
6 Enter 1% of net investment income (1% of Part I, line 27b). . . . .	6	680
7 Add lines 5 and 6. . . . .	7	258,629
8 Enter qualifying distributions from Part XII, line 4. . . . .	8	284,070

If line 8 is equal to or greater than line 7, check the box in Part VI, line 1b, and complete that part using a 1% tax rate See the Part VI instructions on page 18

Part VIExcise Tax Based on Investment Income (Section 4940(a), 4940(b), 4940(e), or 4948—see page 18 of the instructions)








1a		Exempt operating foundations described in section 4940(d)(2), check here <input type="checkbox"/> and enter "N/A" on line 1			
		Date of ruling or determination letter _____ (attach copy of letter if necessary—see instructions)			
b		Domestic foundations that meet the section 4940(e) requirements in Part V, check here <input checked="" type="checkbox"/> and enter 1% of Part I, line 27b . . . . .		1	680
c		All other domestic foundations enter 2% of line 27b Exempt foreign organizations enter 4% of Part I, line 12, col (b)			
2		Tax under section 511 (domestic section 4947(a)(1) trusts and taxable foundations only Others enter -0-)		2	0
3		Add lines 1 and 2. . . . .		3	680
4		Subtitle A (income) tax (domestic section 4947(a)(1) trusts and taxable foundations only Others enter -0-)		4	0
5		Tax based on investment income. Subtract line 4 from line 3 If zero or less, enter -0- . . . . .		5	680
6		Credits/Payments			
a		2011 estimated tax payments and 2010 overpayment credited to 2011	6a	8,240	
b		Exempt foreign organizations—tax withheld at source . . . . .	6b		
c		Tax paid with application for extension of time to file (Form 8868)	6c		
d		Backup withholding erroneously withheld . . . . .	6d		
7		Total credits and payments Add lines 6a through 6d. . . . .		7	8,240
8		Enter any penalty for underpayment of estimated tax Check here <input checked="" type="checkbox"/> if Form 2220 is attached		8	
9		Tax due. If the total of lines 5 and 8 is more than line 7, enter amount owed . . . . .		9	
10		Overpayment. If line 7 is more than the total of lines 5 and 8, enter the amount overpaid. . . . .		10	7,560
11		Enter the amount of line 10 to be Credited to 2012 estimated tax	7,560	Refunded	0

Part VII-AStatements Regarding Activities

1a	During the tax year, did the foundation attempt to influence any national, state, or local legislation or did it participate or intervene in any political campaign? . . . . .		Yes	No
		1a		No
b	Did it spend more than \$100 during the year (either directly or indirectly) for political purposes (see page 19 of the instructions for definition)? . . . . .			No
	If the answer is "Yes" to 1a or 1b, attach a detailed description of the activities and copies of any materials published or distributed by the foundation in connection with the activities.			
c	Did the foundation file Form 1120-POL for this year? . . . . .	1c		No
d	Enter the amount (if any) of tax on political expenditures (section 4955) imposed during the year (1) On the foundation  \$ _____ 0 (2) On foundation managers  \$ _____ 0			
e	Enter the reimbursement (if any) paid by the foundation during the year for political expenditure tax imposed on foundation managers  \$ _____ 0			
2	Has the foundation engaged in any activities that have not previously been reported to the IRS? . . . . . If "Yes," attach a detailed description of the activities.	2		No
3	Has the foundation made any changes, not previously reported to the IRS, in its governing instrument, articles of incorporation, or bylaws, or other similar instruments? If "Yes," attach a conformed copy of the changes . . . . .	3		No
4a	Did the foundation have unrelated business gross income of \$1,000 or more during the year? . . . . .	4a	Yes	
b	If "Yes," has it filed a tax return on Form 990-T for this year? . . . . .	4b	Yes	
5	Was there a liquidation, termination, dissolution, or substantial contraction during the year? . . . . . If "Yes," attach the statement required by General Instruction T.	5		No
6	Are the requirements of section 508(e) (relating to sections 4941 through 4945) satisfied either • By language in the governing instrument, or • By state legislation that effectively amends the governing instrument so that no mandatory directions that conflict with the state law remain in the governing instrument? . . . . .	6	Yes	
7	Did the foundation have at least \$5,000 in assets at any time during the year? If "Yes," complete Part II, col (c), and Part XV	7	Yes	
8a	Enter the states to which the foundation reports or with which it is registered (see page 19 of the instructions)  NY _____			
b	If the answer is "Yes" to line 7, has the foundation furnished a copy of Form 990-PF to the Attorney General (or designate) of each state as required by General Instruction G? If "No," attach explanation .	8b	Yes	
9	Is the foundation claiming status as a private operating foundation within the meaning of section 4942(j)(3) or 4942(j)(5) for calendar year 2011 or the taxable year beginning in 2011 (see instructions for Part XIV on page 27)? If "Yes," complete Part XIV . . . . .	9		No
10	Did any persons become substantial contributors during the tax year? If "Yes," attach a schedule listing their names and addresses	10		No

Part VII-A

Statements Regarding Activities *(continued)*

11	At any time during the year, did the foundation, directly or indirectly, own a controlled entity within the meaning of section 512(b)(13)? If "Yes," attach schedule (see page 20 of the instructions).	11		No
12	Did the foundation acquire a direct or indirect interest in any applicable insurance contract before August 17, 2008?	12		No
13	Did the foundation comply with the public inspection requirements for its annual returns and exemption application? Website address  N/A	13	Yes	
14	The books are in care of  CO CBIZ MHM LLC Telephone no  (212) 790-5700 Located at  1065 AVE OF THE AMERICAS NEW YORK NY ZIP +4  10018			
15	Section 4947(a)(1) nonexempt charitable trusts filing Form 990-PF in lieu of <b>Form 1041</b> —Check here  and enter the amount of tax-exempt interest received or accrued during the year.	15		
16	At any time during calendar year 2011, did the foundation have an interest in or a signature or other authority over a bank, securities, or other financial account in a foreign country?	16	Yes	No
See the instructions for exceptions and filing requirements for Form TD F 90-22.1 If "Yes", enter the name of the foreign country 				

Part VII-B

Statements Regarding Activities for Which Form 4720 May Be Required

File Form 4720 if any item is checked in the "Yes" column, unless an exception applies.			Yes	No
1a	During the year did the foundation (either directly or indirectly) (1) Engage in the sale or exchange, or leasing of property with a disqualified person?  Yes  No (2) Borrow money from, lend money to, or otherwise extend credit to (or accept it from) a disqualified person?.  Yes  No (3) Furnish goods, services, or facilities to (or accept them from) a disqualified person?  Yes  No (4) Pay compensation to, or pay or reimburse the expenses of, a disqualified person?  Yes  No (5) Transfer any income or assets to a disqualified person (or make any of either available for the benefit or use of a disqualified person)?.  Yes  No (6) Agree to pay money or property to a government official? ( <b>Exception.</b> Check "No" if the foundation agreed to make a grant to or to employ the official for a period after termination of government service, if terminating within 90 days ).  Yes  No			
b	If any answer is "Yes" to 1a(1)–(6), did <b>any</b> of the acts fail to qualify under the exceptions described in Regulations section 53.4941(d)-3 or in a current notice regarding disaster assistance (see page 20 of the instructions)?. Organizations relying on a current notice regarding disaster assistance check here. 	1b		
c	Did the foundation engage in a prior year in any of the acts described in 1a, other than excepted acts, that were not corrected before the first day of the tax year beginning in 2011?.	1c		No
2	Taxes on failure to distribute income (section 4942) (does not apply for years the foundation was a private operating foundation defined in section 4942(j)(3) or 4942(j)(5))			
a	At the end of tax year 2011, did the foundation have any undistributed income (lines 6d and 6e, Part XIII) for tax year(s) beginning before 2011?.  Yes  No If "Yes," list the years  20____, 20____, 20____, 20____			
b	Are there any years listed in 2a for which the foundation is <b>not</b> applying the provisions of section 4942(a)(2) (relating to incorrect valuation of assets) to the year's undistributed income? (If applying section 4942(a)(2) to <b>all</b> years listed, answer "No" and attach statement—see page 20 of the instructions ).	2b		
c	If the provisions of section 4942(a)(2) are being applied to any of the years listed in 2a, list the years here  20____, 20____, 20____, 20____			
3a	Did the foundation hold more than a 2% direct or indirect interest in any business enterprise at any time during the year?.  Yes  No			
b	If "Yes," did it have excess business holdings in 2011 as a result of (1) any purchase by the foundation or disqualified persons after May 26, 1969, (2) the lapse of the 5-year period (or longer period approved by the Commissioner under section 4943(c)(7)) to dispose of holdings acquired by gift or bequest, or (3) the lapse of the 10-, 15-, or 20-year first phase holding period? ( <i>Use Schedule C, Form 4720, to determine if the foundation had excess business holdings in 2011.</i> ).	3b		
4a	Did the foundation invest during the year any amount in a manner that would jeopardize its charitable purposes?	4a		No
b	Did the foundation make any investment in a prior year (but after December 31, 1969) that could jeopardize its charitable purpose that had not been removed from jeopardy before the first day of the tax year beginning in 2011?	4b		No

Part VII-B

Statements Regarding Activities for Which Form 4720 May Be Required (continued)

5a	During the year did the foundation pay or incur any amount to			
	(1) Carry on propaganda, or otherwise attempt to influence legislation (section 4945(e))?	<input type="checkbox"/> Yes <input checked="" type="checkbox"/> No		
	(2) Influence the outcome of any specific public election (see section 4955), or to carry on, directly or indirectly, any voter registration drive?	<input type="checkbox"/> Yes <input checked="" type="checkbox"/> No		
	(3) Provide a grant to an individual for travel, study, or other similar purposes?	<input type="checkbox"/> Yes <input checked="" type="checkbox"/> No		
	(4) Provide a grant to an organization other than a charitable, etc , organization described in section 509(a)(1 ), (2 ), or (3 ), or section 4940(d)(2)? (see page 22 of the instructions).	<input type="checkbox"/> Yes <input checked="" type="checkbox"/> No		
	(5) Provide for any purpose other than religious, charitable, scientific, literary, or educational purposes, or for the prevention of cruelty to children or animals?	<input type="checkbox"/> Yes <input checked="" type="checkbox"/> No		
b	If any answer is "Yes" to 5a(1)–(5), did <b>any</b> of the transactions fail to qualify under the exceptions described in Regulations section 53.4945 or in a current notice regarding disaster assistance (see page 22 of the instructions)? Organizations relying on a current notice regarding disaster assistance check here.	<input checked="" type="checkbox"/>	5b	
c	If the answer is "Yes" to question 5a(4), does the foundation claim exemption from the tax because it maintained expenditure responsibility for the grant? <i>If "Yes," attach the statement required by Regulations section 53.4945–5(d).</i>	<input type="checkbox"/> Yes <input type="checkbox"/> No		
6a	Did the foundation, during the year, receive any funds, directly or indirectly, to pay premiums on a personal benefit contract?	<input type="checkbox"/> Yes <input checked="" type="checkbox"/> No		
b	Did the foundation, during the year, pay premiums, directly or indirectly, on a personal benefit contract? <i>If "Yes" to 6b, file Form 8870.</i>		6b	No
7a	At any time during the tax year, was the foundation a party to a prohibited tax shelter transaction?	<input type="checkbox"/> Yes <input checked="" type="checkbox"/> No		
b	If yes, did the foundation receive any proceeds or have any net income attributable to the transaction?		7b	

Part VIII

Information About Officers, Directors, Trustees, Foundation Managers, Highly Paid Employees, and Contractors

1 List all officers, directors, trustees, foundation managers and their compensation (see page 22 of the instructions).				
(a) Name and address	(b) Title, and average hours per week devoted to position	(c) Compensation (If not paid, enter -0-)	(d) Contributions to employee benefit plans and deferred compensation	(e) Expense account, other allowances
BARBARA HAJIM	TRUSTEE	0	0	0
36 W SNAPPER DRIVE KEY LARGO, FL 33037	2 00			
EDMUND A HAJIM	TRUSTEE	0	0	0
435 E 52ND STREET APT 16C NEW YORK, NY 10022	0 50			
2 Compensation of five highest-paid employees (other than those included on line 1—see page 23 of the instructions). If none, enter "NONE."				
(a) Name and address of each employee paid more than \$50,000	(b) Title, and average hours per week devoted to position	(c) Compensation	(d) Contributions to employee benefit plans and deferred compensation	(e) Expense account, other allowances
NONE				
Total number of other employees paid over \$50,000.				0

Part VIII

Information About Officers, Directors, Trustees, Foundation Managers, Highly Paid Employees, and Contractors (continued)

3 Five highest-paid independent contractors for professional services (see page 23 of the instructions). If none, enter "NONE".		
(a) Name and address of each person paid more than \$50,000	(b) Type of service	(c) Compensation
NONE		
Total number of others receiving over \$50,000 for professional services. . . . .		0

Part IX-A

Summary of Direct Charitable Activities

List the foundation's four largest direct charitable activities during the tax year. Include relevant statistical information such as the number of organizations and other beneficiaries served, conferences convened, research papers produced, etc.	Expenses
1	
2	
3	
4	

Part IX-B

Summary of Program-Related Investments (see page 23 of the instructions)

Describe the two largest program-related investments made by the foundation during the tax year on lines 1 and 2	Amount
1	
2	
All other program-related investments. See page 24 of the instructions.	
3	
Total. Add lines 1 through 3. . . . .	0



Part X

Minimum Investment Return (All domestic foundations must complete this part. Foreign foundations, see page 24 of the instructions.)

1	Fair market value of assets not used (or held for use) directly in carrying out charitable, etc , purposes		
a	Average monthly fair market value of securities. . . . .	1a	1,772,442
b	Average of monthly cash balances. . . . .	1b	1,230,530
c	Fair market value of all other assets (see page 24 of the instructions). . . . .	1c	0
d	Total (add lines 1a, b, and c). . . . .	1d	3,002,972
e	Reduction claimed for blockage or other factors reported on lines 1a and 1c (attach detailed explanation). . . . .	1e	0
2	Acquisition indebtedness applicable to line 1 assets. . . . .	2	0
3	Subtract line 2 from line 1d. . . . .	3	3,002,972
4	Cash deemed held for charitable activities Enter 1 1/2% of line 3 (for greater amount, see page 25 of the instructions). . . . .	4	45,045
5	Net value of noncharitable-use assets. Subtract line 4 from line 3 Enter here and on Part V, line 4	5	2,957,927
6	Minimum investment return. Enter 5% of line 5. . . . .	6	147,896

Part XI

Distributable Amount (see page 25 of the instructions) (Section 4942(j)(3) and (j)(5) private operating foundations and certain foreign organizations check here ☒ and do not complete this part.)

1	Minimum investment return from Part X, line 6. . . . .	1	147,896
2a	Tax on investment income for 2011 from Part VI, line 5. . . . .	2a	680
b	Income tax for 2011 (This does not include the tax from Part VI ). . . . .	2b	1,702
c	Add lines 2a and 2b. . . . .	2c	2,382
3	Distributable amount before adjustments Subtract line 2c from line 1. . . . .	3	145,514
4	Recoveries of amounts treated as qualifying distributions. . . . .	4	0
5	Add lines 3 and 4. . . . .	5	145,514
6	Deduction from distributable amount (see page 25 of the instructions). . . . .	6	0
7	Distributable amount as adjusted Subtract line 6 from line 5 Enter here and on Part XIII, line 1. . . . .	7	145,514

Part XII

Qualifying Distributions (see page 25 of the instructions)

1	Amounts paid (including administrative expenses) to accomplish charitable, etc , purposes		
a	Expenses, contributions, gifts, etc —total from Part I, column (d), line 26. . . . .	1a	284,070
b	Program-related investments—total from Part IX-B. . . . .	1b	0
2	Amounts paid to acquire assets used (or held for use) directly in carrying out charitable, etc , purposes. . . . .	2	
3	Amounts set aside for specific charitable projects that satisfy the		
a	Suitability test (prior IRS approval required). . . . .	3a	
b	Cash distribution test (attach the required schedule). . . . .	3b	
4	Qualifying distributions. Add lines 1a through 3b Enter here and on Part V, line 8, and Part XIII, line 4	4	284,070
5	Foundations that qualify under section 4940(e) for the reduced rate of tax on net investment income Enter 1% of Part I, line 27b (see page 26 of the instructions). . . . .	5	680
6	Adjusted qualifying distributions. Subtract line 5 from line 4. . . . .	6	283,390
Note: The amount on line 6 will be used in Part V, column (b), in subsequent years when calculating whether the foundation qualifies for the section 4940(e) reduction of tax in those years			

Part XIII

Undistributed Income (see page 26 of the instructions)

		(a) Corpus	(b) Years prior to 2010	(c) 2010	(d) 2011
1	Distributable amount for 2011 from Part XI, line 7				145,514
2	Undistributed income, if any, as of the end of 2011				
a	Enter amount for 2010 only. . . . .			0	
b	Total for prior years 20____, 20____, 20____		0		
3	Excess distributions carryover, if any, to 2011				
a	From 2006. . . . .				440,191
b	From 2007. . . . .				330,150
c	From 2008. . . . .				280,385
d	From 2009. . . . .				284,368
e	From 2010. . . . .				278,490
f	Total of lines 3a through e. . . . .	1,613,584			
4	Qualifying distributions for 2011 from Part XII, line 4 ➤ \$ 284,070				
a	Applied to 2010, but not more than line 2a			0	
b	Applied to undistributed income of prior years (Election required—see page 26 of the instructions)		0		
c	Treated as distributions out of corpus (Election required—see page 26 of the instructions). . .	284,070			
d	Applied to 2011 distributable amount. . . . .				0
e	Remaining amount distributed out of corpus	0			
5	Excess distributions carryover applied to 2011 (If an amount appears in column (d), the same amount must be shown in column (a).)	145,514			145,514
6	Enter the net total of each column as indicated below:				
a	Corpus Add lines 3f, 4c, and 4e Subtract line 5	1,752,140			
b	Prior years' undistributed income Subtract line 4b from line 2b. . . . .		0		
c	Enter the amount of prior years' undistributed income for which a notice of deficiency has been issued, or on which the section 4942(a) tax has been previously assessed. . . . .		0		
d	Subtract line 6c from line 6b Taxable amount—see page 27 of the instructions . . .		0		
e	Undistributed income for 2010 Subtract line 4a from line 2a Taxable amount—see page 27 of the instructions . . . . .			0	
f	Undistributed income for 2011 Subtract lines 4d and 5 from line 1 This amount must be distributed in 2011. . . . .				0
7	Amounts treated as distributions out of corpus to satisfy requirements imposed by section 170(b)(1)(F) or 4942(g)(3) (see page 27 of the instructions). . . . .	0			
8	Excess distributions carryover from 2006 not applied on line 5 or line 7 (see page 27 of the instructions). . . . .	294,677			
9	Excess distributions carryover to 2012. Subtract lines 7 and 8 from line 6a. . . . .	1,457,463			
10	Analysis of line 9				
a	Excess from 2007. . . .				330,150
b	Excess from 2008. . . .				280,385
c	Excess from 2009. . . .				284,368
d	Excess from 2010. . . .				278,490
e	Excess from 2011. . . .				284,070

Part XIV

Private Operating Foundations (see page 27 of the instructions and Part VII-A, question 9)

1a

If the foundation has received a ruling or determination letter that it is a private operating foundation, and the ruling is effective for 2011, enter the date of the ruling.

b

Check box to indicate whether the organization is a private operating foundation described in section 4942(j)(3) or 4942(j)(5)

☐ 4942(j)(3) or ☐ 4942(j)(5)

2a	Enter the lesser of the adjusted net income from Part I or the minimum investment return from Part X for each year listed.	Tax year	Prior 3 years			(e) Total
		(a) 2011	(b) 2010	(c) 2009	(d) 2008	
b	85% of line 2a					
c	Qualifying distributions from Part XII, line 4 for each year listed.					
d	Amounts included in line 2c not used directly for active conduct of exempt activities.					
e	Qualifying distributions made directly for active conduct of exempt activities. Subtract line 2d from line 2c.					
3	Complete 3a, b, or c for the alternative test relied upon					
a	"Assets" alternative test—enter					
	(1) Value of all assets					
	(2) Value of assets qualifying under section 4942(j)(3)(B)(i)					
b	"Endowment" alternative test— enter 2/3 of minimum investment return shown in Part X, line 6 for each year listed.					
c	"Support" alternative test—enter					
	(1) Total support other than gross investment income (interest, dividends, rents, payments on securities loans (section 512(a)(5)), or royalties).					
	(2) Support from general public and 5 or more exempt organizations as provided in section 4942(j)(3)(B)(iii).					
	(3) Largest amount of support from an exempt organization					
	(4) Gross investment income					

Part XV

Supplementary Information (Complete this part only if the organization had \$5,000 or more in assets at any time during the year—see page 27 of the instructions.)

1

Information Regarding Foundation Managers:

a

List any managers of the foundation who have contributed more than 2% of the total contributions received by the foundation before the close of any tax year (but only if they have contributed more than \$5,000) (See section 507(d)(2) )

EDMUND A HAJIM

b

List any managers of the foundation who own 10% or more of the stock of a corporation (or an equally large portion of the ownership of a partnership or other entity) of which the foundation has a 10% or greater interest

2

Information Regarding Contribution, Grant, Gift, Loan, Scholarship, etc., Programs:

Check here ☒ if the foundation only makes contributions to preselected charitable organizations and does not accept unsolicited requests for funds. If the foundation makes gifts, grants, etc. (see page 28 of the instructions) to individuals or organizations under other conditions, complete items 2a, b, c, and d.

a

The name, address, and telephone number of the person to whom applications should be addressed

b

The form in which applications should be submitted and information and materials they should include

c



Any submission deadlines

d

Any restrictions or limitations on awards, such as by geographical areas, charitable fields, kinds of institutions, or other factors

**Part XV** **Supplementary Information** (continued)

**3 Grants and Contributions Paid During the Year or Approved for Future Payment**

Recipient	If recipient is an individual, show any relationship to any foundation manager or substantial contributor	Foundation status of recipient	Purpose of grant or contribution	Amount
Name and address (home or business)				
<b>a</b> <i>Paid during the year</i> SEE STATEMENT 10 NEW YORK NEW YORK, NY 10018	NONE	EXEMPT ORG	CHARITABLE CONTRIBUTIONS	281,545
<b>Total . . . . .</b>  <b>3a</b>				281,545
<b>b</b> <i>Approved for future payment</i>				
<b>Total . . . . .</b>  <b>3b</b>				0

Enter gross amounts unless otherwise indicated		Unrelated business income		Excluded by section 512, 513, or 514		(e) Related or exempt function income (See page 28 of the instructions )
		(a) Business code	(b) Amount	(c) Exclusion code	(d) Amount	
<b>1</b>	Program service revenue					
<b>a</b>	_____					
<b>b</b>	_____					
<b>c</b>	_____					
<b>d</b>	_____					
<b>e</b>	_____					
<b>f</b>	_____					
<b>g</b>	Fees and contracts from government agencies					
<b>2</b>	Membership dues and assessments. . . .					
<b>3</b>	Interest on savings and temporary cash investments					
<b>4</b>	Dividends and interest from securities. . . .			18	62,348	
<b>5</b>	Net rental income or (loss) from real estate					
<b>a</b>	Debt-financed property. . . . .					
<b>b</b>	Not debt-financed property. . . . .					
<b>6</b>	Net rental income or (loss) from personal property					
<b>7</b>	Other investment income. . . . .			14	7,937	
<b>8</b>	Gain or (loss) from sales of assets other than inventory			18	-299,517	
<b>9</b>	Net income or (loss) from special events					
<b>10</b>	Gross profit or (loss) from sales of inventory. .					
<b>11</b>	Other revenue <b>a</b> _____					
<b>b</b>	_____					
<b>c</b>	_____					
<b>d</b>	_____					
<b>e</b>	_____					
<b>12</b>	Subtotal. Add columns (b), (d), and (e). .		0		-229,232	0
<b>13</b>	<b>Total.</b> Add line 12, columns (b), (d), and (e). . . . .			<b>13</b>	-229,232	

[illegible]

## Part XVII

**1**

(a)

**2.**

1

---

4.

**Additional Data**

**Software ID:**  
**Software Version:**  
**EIN:** 13-6893956  
**Name:** THE HAJIM FAMILY FOUNDATION CO CBIZ MHM LLC

**Form 990PF - Special Condition Description:**

<b>Special Condition Description</b>
--------------------------------------

## TY 2011 Accounting Fees Schedule

**Name:** THE HAJIM FAMILY FOUNDATION CO CBIZ MHM LLC

**EIN:** 13-6893956

Category	Amount	Net Investment Income	Adjusted Net Income	Disbursements for Charitable Purposes
TAX PREPARATION FEE	4,300	2,150		2,150



**TY 2011 Distribution from Corpus Election**

**Name:** THE HAJIM FAMILY FOUNDATION CO CBIZ MHM LLC

**EIN:** 13-6893956

**Election:** THE HAJIM FAMILY FOUNDATION EIN: 13-6893956 ELECTION TO  
DISTRIBUTE CORPUS YEAR ENDED DECEMBER 31, 2011 PURSUANT  
TO CODE SECTION 494(H)(S) AND REGULATIONS SECTION 53.4942  
(A)-3(D)(2), THE FOUNDATION HEREBY ELECTS TO TREAT  
QUALIFYING DISTRIBUTIONS IN THE AMOUNT OF \$284,070 FOR  
THE YEAR ENDED DECEMBER 31, 2011 AS MADE OUT OF CORPUS.  
\_\_\_\_\_  
MANAGER

## TY 2011 Investments Corporate Stock Schedule

**Name:** THE HAJIM FAMILY FOUNDATION CO CBIZ MHM LLC

**EIN:** 13-6893956

Name of Stock	End of Year Book Value	End of Year Fair Market Value
THRU JEFFERIES-ANNALY CAPITAL MANAGEMENT INC.	0	0
THRU JEFFERIES-KKR & CO. GUERNSEY	0	0
THRU JEFFERIES-SPDR GOLD TR	0	0
THRU JEFFERIES-AP ALTERNATIVE ASSETS LP	151,912	169,000
THRU JEFFERIES-MORGAN STANLEY	0	0
THRU JEFFERIES-W R GRACE & CO	0	0
THRU JEFFERIES-MICROSOFT CORP	0	0
THRU JEFFERIES-UNITED CONTINENTAL HLDGS INC.	0	0
THRU JEFFERIES-ELLINGTON FINANCIAL INC.	0	0
THRU JEFFERIES-EGA EMERGING GLOBAL	0	0
THRU JEFFERIES-CISCO SYSTEMS INC.	0	0
THRU JEFFERIES-AIG PRIVATE EQUITY INC.	194,491	186,380
THRU JEFFERIES-METLIFE	186,060	187,080
THRU JEFFERIES-SPDR GOLD TR	93,516	121,592
THRU JEFFERIES-SPDR S&P 500 ETF TR	123,569	125,500
THRU JEFFERIES-XEROX INC.	121,658	119,400
THRU JEFFERIES-MARKET VECTOR JR.GOLD MINER	201,086	148,200
THRU JEFFERIES-JPMORGAN CHASE & CO.	123,072	133,000
THRU JEFFERIES-ISHARES TR DOW JONES	455,949	483,930
THRU JEFFERIES-VANGUARD INT'L EQUITY FD MSCI EMERGING MKTS	119,954	114,630
THRU JEFFERIES-PETROLEO BRASILEIRO	100,866	99,400
THRU JEFFERIES-ISHARES TR RUSSELL 2000 INDEX	112,549	110,625
THRU JEFFERIES-BLYTH INC.	289,302	284,000

## TY 2011 Other Decreases Schedule

**Name:** THE HAJIM FAMILY FOUNDATION CO CBIZ MHM LLC

**EIN:** 13-6893956

Description	Amount
PRIOR PERIOD ADJUSTMENT,RE: BOOK VALUE OF INVESTMENTS	17,807

**TY 2011 Other Expenses Schedule****Name:** THE HAJIM FAMILY FOUNDATION CO CBIZ MHM LLC**EIN:** 13-6893956

Description	Revenue and Expenses per Books	Net Investment Income	Adjusted Net Income	Disbursements for Charitable Purposes
NYS FILING FEE	125	0		125
NY LAW JOURNAL	250	0		250
BANK FEES	175	175		0
MISCELLANEOUS EXPENSES	9,193	0		0

TY 2011 Other Income Schedule

**Name:** THE HAJIM FAMILY FOUNDATION CO CBIZ MHM LLC

**EIN:** 13-6893956

Description	Revenue And Expenses Per Books	Net Investment Income	Adjusted Net Income
THRU PARTNERSHIPS	7,937	7,937	7,937

## TY 2011 Other Liabilities Schedule

**Name:** THE HAJIM FAMILY FOUNDATION CO CBIZ MHM LLC

**EIN:** 13-6893956

Description	Beginning of Year - Book Value	End of Year - Book Value
OUTSTANDING CHECKS	1,500	16,600
THRU JEFFERIES-EQUITY CALL OPTIONS	18,067	2,410

TY 2011 Taxes Schedule

**Name:** THE HAJIM FAMILY FOUNDATION CO CBIZ MHM LLC

**EIN:** 13-6893956

Category	Amount	Net Investment Income	Adjusted Net Income	Disbursements for Charitable Purposes
FEDERAL EXCISE TAX	14,939	0		0

# Realized Gain/Loss - YTD

Page 1 of 7

43100659 -Hajim Family Foundation

Report Date:12/31/2011

Base Currency: USD

Close Date	Open Date	Tran Type	Settle Ccy	Lot ID	Quantity	Unit Cost	Total Cost	Unit Proceeds	Proceeds	ST Gain/Loss	LT Gain/Loss	FX Gain/Loss	Total Gain/Loss
<b>Trading Activity</b>													
<b>AGO</b>													
<b>ASSURED GUARANTY LTD</b>													
02/23/2011	02/01/2011	Sell	USD	3920627	2,000	15.06	30,116.00	15.24	30,471.21	355.21	0.00	0.00	355.21
08/01/2011	02/01/2011	Sell	USD	3920627	2,000	15.06	30,116.00	13.97	27,941.66	(2,174.34)	0.00	0.00	(2,174.34)
08/04/2011	02/01/2011	Sell	USD	3920627	1,000	15.06	15,058.00	13.34	13,335.34	(1,722.66)	0.00	0.00	(1,722.66)
08/04/2011	02/02/2011	Sell	USD	3925395	1,000	15.29	15,292.20	13.34	13,335.34	(1,956.86)	0.00	0.00	(1,956.86)
08/22/2011	02/02/2011	Sell	USD	3925395	1,000	15.29	15,292.20	11.26	11,257.98	(4,034.22)	0.00	0.00	(4,034.22)
08/22/2011	02/03/2011	Sell	USD	3931967	1,000	15.05	15,051.80	11.26	11,257.98	(3,793.82)	0.00	0.00	(3,793.82)
09/13/2011	04/05/2011	Sell	USD	4138545	2,000	14.94	29,883.60	11.05	22,094.31	(7,789.29)	0.00	0.00	(7,789.29)
09/13/2011	04/19/2011	Sell	USD	4182992	1,000	17.90	17,899.60	11.05	11,047.15	(6,852.45)	0.00	0.00	(6,852.45)
<b>Total AGO:</b>					<b>11,000.00</b>	<b>15.34</b>	<b>168,709.40</b>	<b>12.79</b>	<b>140,740.97</b>	<b>(27,968.43)</b>	<b>0.00</b>	<b>0.00</b>	<b>(27,968.43)</b>
<b>AGO111022C19.00</b>													
<b>CALL AGO OCT 19.00000 10/22/2011</b>													
08/11/2011	05/26/2011	CoverShort	USD	4315437	(20)	1.22	(2,433.10)	0.17	(330.45)	2,102.65	0.00	0.00	2,102.65
<b>Total AGO111022C19.00:</b>					<b>(20.00)</b>	<b>1.22</b>	<b>(2,433.10)</b>	<b>0.17</b>	<b>(330.45)</b>	<b>2,102.65</b>	<b>0.00</b>	<b>0.00</b>	<b>2,102.65</b>
<b>BPZ</b>													
<b>BPZ RESOURCES INC</b>													
01/04/2011	12/31/2010	Sell	USD	3812885	10,000	4.80	48,047.00	4.68	46,832.20	(1,214.80)	0.00	0.00	(1,214.80)
<b>Total BPZ:</b>					<b>10,000.00</b>	<b>4.80</b>	<b>48,047.00</b>	<b>4.68</b>	<b>46,832.20</b>	<b>(1,214.80)</b>	<b>0.00</b>	<b>0.00</b>	<b>(1,214.80)</b>
<b>BTU</b>													
<b>PEABODY ENERGY CORP</b>													
08/19/2011	06/21/2011	Sell	USD	4399300	1,500	56.09	84,130.65	43.13	64,699.20	(19,431.45)	0.00	0.00	(19,431.45)
09/28/2011	06/21/2011	Sell	USD	4399300	500	56.09	28,043.55	36.84	18,417.88	(9,625.67)	0.00	0.00	(9,625.67)
09/28/2011	07/26/2011	Sell	USD	4518986	1,000	59.58	59,575.70	36.84	36,835.76	(22,739.94)	0.00	0.00	(22,739.94)
09/28/2011	08/30/2011	Sell	USD	4661836	1,000	48.56	48,556.30	36.84	36,835.75	(11,720.55)	0.00	0.00	(11,720.55)
09/28/2011	08/31/2011	Sell	USD	4666712	500	49.70	24,850.40	36.84	18,417.88	(6,432.52)	0.00	0.00	(6,432.52)
<b>Total BTU:</b>					<b>4,500.00</b>	<b>54.48</b>	<b>245,156.60</b>	<b>38.93</b>	<b>175,206.47</b>	<b>(69,950.13)</b>	<b>0.00</b>	<b>0.00</b>	<b>(69,950.13)</b>
<b>BTU120121C50.00</b>													
<b>CALL BTU JAN 50.00000 01/21/2012</b>													
09/22/2011	09/13/2011	CoverShort	USD	4704337	(30)	4.09	(12,259.08)	1.14	(3,430.68)	8,828.40	0.00	0.00	8,828.40
<b>Total BTU120121C50.00:</b>					<b>(30.00)</b>	<b>4.09</b>	<b>(12,259.08)</b>	<b>1.14</b>	<b>(3,430.68)</b>	<b>8,828.40</b>	<b>0.00</b>	<b>0.00</b>	<b>8,828.40</b>
<b>CHMT</b>													
<b>CHEMTURA CORP</b>													
02/22/2011	01/12/2011	Sell	USD	3852718	2,000	16.27	32,538.00	16.83	33,663.35	1,125.35	0.00	0.00	1,125.35
02/22/2011	01/26/2011	Sell	USD	3897265	2,000	16.20	32,390.00	16.83	33,663.35	1,273.35	0.00	0.00	1,273.35
02/22/2011	02/03/2011	Sell	USD	3931970	1,000	17.32	17,319.00	16.83	16,831.67	(487.33)	0.00	0.00	(487.33)
<b>Total CHMT:</b>					<b>5,000.00</b>	<b>16.45</b>	<b>82,247.00</b>	<b>16.83</b>	<b>84,158.37</b>	<b>1,911.37</b>	<b>0.00</b>	<b>0.00</b>	<b>1,911.37</b>
<b>CJES</b>													
<b>C&amp;J ENERGY SERVICES INC</b>													
11/30/2011	10/13/2011	Sell	USD	4820894	1,500	17.36	26,040.80	20.12	30,186.26	4,145.46	0.00	0.00	4,145.46
11/30/2011	10/18/2011	Sell	USD	4836073	2,000	18.24	36,470.20	20.12	40,248.35	3,778.15	0.00	0.00	3,778.15
11/30/2011	10/24/2011	Sell	USD	4858446	1,000	17.38	17,380.40	20.12	20,124.17	2,743.77	0.00	0.00	2,743.77

SEE DISCLAIMER FOR ADDITIONAL INFORMATION REGARDING YOUR REPORTS

Updated: 1/1/2012 11:17:56AM

# Jefferies



## Realized Gain/Loss - YTD

Page 2 of 7

43100659 -Hajim Family Foundation

Report Date:12/31/2011

Base Currency: USD

Close Date	Open Date	Tran Type	Settle Ccy	Lot ID	Quantity	Unit Cost	Total Cost	Unit Proceeds	Proceeds	ST Gain/Loss	LT Gain/Loss	FX Gain/Loss	Total Gain/Loss
<b>CJES C&amp;J ENERGY SERVICES INC</b>													
11/30/2011	10/26/2011	Sell	USD	4868516	1,000	16.99	16,987.50	20.12	20,124.18	3,136.68	0.00	0.00	3,136.68
11/30/2011	10/27/2011	Sell	USD	4874639	1,000	17.93	17,926.50	20.12	20,124.17	2,197.67	0.00	0.00	2,197.67
11/30/2011	10/13/2011	Sell	USD	4820894	1,500	17.36	26,040.80	19.78	29,677.42	3,636.62	0.00	0.00	3,636.62
Total CJES:					8,000.00	17.61	140,846.20	20.06	160,484.55	19,638.35	0.00	0.00	19,638.35
<b>CSCO CISCO SYSTEMS INC</b>													
03/08/2011	11/29/2010	Sell	USD	3719202	5,000	18.34	96,694.00	18.09	90,452.61	(6,241.39)	0.00	0.00	(6,241.39)
03/08/2011	12/02/2010	Sell	USD	3733282	2,000	19.45	38,890.00	18.09	36,181.05	(2,708.95)	0.00	0.00	(2,708.95)
Total CSCO:					7,000.00	19.37	135,584.00	18.09	126,633.66	(8,950.34)	0.00	0.00	(8,950.34)
<b>CXS CREXUS INVESTMENT CORP</b>													
08/22/2011	04/12/2011	Sell	USD	4159932	2,500	10.97	27,424.75	9.08	22,688.06	(4,736.69)	0.00	0.00	(4,736.69)
09/21/2011	04/12/2011	Sell	USD	4159932	2,500	10.97	27,424.75	9.04	22,603.56	(4,821.19)	0.00	0.00	(4,821.19)
Total CXS:					5,000.00	10.97	54,849.50	9.06	45,291.62	(9,557.88)	0.00	0.00	(9,557.88)
<b>CYS CYS INVESTMENTS INC</b>													
06/08/2011	02/10/2011	Sell	USD	3953861	5,000	12.42	62,101.00	13.07	65,354.23	3,253.23	0.00	0.00	3,253.23
Total CYS:					5,000.00	12.42	62,101.00	13.07	65,354.23	3,253.23	0.00	0.00	3,253.23
<b>DVN DEVON ENERGY CORPORATION</b>													
09/23/2011	06/21/2011	Sell	USD	4399309	1,000	78.25	78,249.80	56.10	56,099.52	(22,150.28)	0.00	0.00	(22,150.28)
10/03/2011	06/21/2011	Sell	USD	4399309	1,000	78.25	78,249.80	54.46	54,458.05	(23,791.75)	0.00	0.00	(23,791.75)
Total DVN:					2,000.00	78.25	156,499.60	55.28	110,557.57	(45,942.03)	0.00	0.00	(45,942.03)
<b>DVN120121C80.00 CALL DVN JAN 80.00000 01/21/2012</b>													
09/21/2011	07/12/2011	CoverShort	USD	4469773	(20)	5.30	(10,592.74)	0.80	(1,590.45)	9,002.29	0.00	0.00	9,002.29
Total DVN120121C80.00:					(20.00)	5.30	(10,592.74)	0.80	(1,590.45)	9,002.29	0.00	0.00	9,002.29
<b>EFC ELLINGTON FINANCIAL LLC</b>													
08/05/2011	10/14/2010	Sell	USD	3588880	5,000	22.52	112,599.00	18.95	94,757.61	(17,841.39)	0.00	0.00	(17,841.39)
08/05/2011	11/03/2010	Sell	USD	3648254	235	22.06	5,184.88	18.95	4,453.61	(731.27)	0.00	0.00	(731.27)
08/10/2011	11/03/2010	Sell	USD	3648254	765	22.06	16,878.42	18.32	14,013.92	(2,864.50)	0.00	0.00	(2,864.50)
08/10/2011	11/12/2010	Sell	USD	3678844	4,000	22.08	88,302.80	18.32	73,275.39	(15,027.41)	0.00	0.00	(15,027.41)
Total EFC:					10,000.00	22.30	222,965.10	18.65	186,500.53	(36,464.57)	0.00	0.00	(36,464.57)
<b>EP EL PASO CORPORATION</b>													
08/04/2011	05/26/2011	Sell	USD	4315314	1,000	20.89	20,888.30	18.77	18,767.63	(2,120.67)	0.00	0.00	(2,120.67)
08/05/2011	05/26/2011	Sell	USD	4315314	1,000	20.89	20,888.30	17.31	17,311.43	(3,576.87)	0.00	0.00	(3,576.87)
08/05/2011	06/21/2011	Sell	USD	4399316	2,000	20.21	40,421.00	17.31	34,622.87	(5,798.13)	0.00	0.00	(5,798.13)
Total EP:					4,000.00	20.55	82,197.60	17.68	70,701.93	(11,495.67)	0.00	0.00	(11,495.67)
<b>ETFC E TRADE FINANCIAL CORP</b>													

SEE DISCLAIMER FOR ADDITIONAL INFORMATION REGARDING YOUR REPORTS

Updated: 1/1/2012 11:17:56AM

Jefferies

## Realized Gain/Loss - YTD

Report Date:12/31/2011

Base Currency: USD

Close Date	Open Date	Tran Type	Settle Ccy	Lot ID	Quantity	Unit Cost	Total Cost	Unit Proceeds	Proceeds	ST Gain/Loss	LT Gain/Loss	FX Gain/Loss	Total Gain/Loss
<b>ETFC E TRADE FINANCIAL CORP</b>													
11/18/2011	10/14/2011	Sell	USD	4824919	5,000	9.71	48,551.50	8.16	40,805.71	(7,745.79)	0.00	0.00	(7,745.79)
11/18/2011	10/17/2011	Sell	USD	4830144	1,000	9.43	9,430.00	8.16	8,161.14	(1,268.86)	0.00	0.00	(1,268.86)
11/18/2011	10/28/2011	Sell	USD	4880559	1,000	11.49	11,490.00	8.16	8,161.15	(3,328.85)	0.00	0.00	(3,328.85)
11/18/2011	10/31/2011	Sell	USD	4886399	1,000	11.14	11,140.00	8.16	8,161.14	(2,978.86)	0.00	0.00	(2,978.86)
<b>Total ETFC:</b>					<b>8,000.00</b>	<b>10.08</b>	<b>80,611.50</b>	<b>8.16</b>	<b>65,289.14</b>	<b>(15,322.36)</b>	<b>0.00</b>	<b>0.00</b>	<b>(15,322.36)</b>
<b>EWJ ISHARES MSCI JAPAN INDEX FD</b>													
03/11/2011	03/03/2011	Sell	USD	4024795	5,000	11.49	57,460.00	10.76	53,817.81	(3,642.19)	0.00	0.00	(3,642.19)
03/11/2011	03/04/2011	Sell	USD	4029423	2,000	11.50	22,991.20	10.76	21,527.13	(1,464.07)	0.00	0.00	(1,464.07)
04/07/2011	03/21/2011	Sell	USD	4086724	4,000	10.57	42,268.00	9.75	38,989.24	(3,278.76)	0.00	0.00	(3,278.76)
04/12/2011	03/21/2011	Sell	USD	4086724	6,000	10.57	63,402.00	9.90	59,388.85	(4,013.15)	0.00	0.00	(4,013.15)
<b>Total EWJ:</b>					<b>17,000.00</b>	<b>10.95</b>	<b>186,121.20</b>	<b>10.22</b>	<b>173,723.03</b>	<b>(12,398.17)</b>	<b>0.00</b>	<b>0.00</b>	<b>(12,398.17)</b>
<b>GDXJ MARKET VECTORS JR GOLD MINER</b>													
12/29/2011	02/15/2011	Sell	USD	3967664	1,000	37.93	37,925.73	23.43	23,431.54	(14,494.19)	0.00	0.00	(14,494.19)
<b>Total GDXJ:</b>					<b>1,000.00</b>	<b>37.93</b>	<b>37,925.73</b>	<b>23.43</b>	<b>23,431.54</b>	<b>(14,494.19)</b>	<b>0.00</b>	<b>0.00</b>	<b>(14,494.19)</b>
<b>GLD SPDR GOLD TRUST</b>													
01/24/2011	02/06/2009	Sell	USD	2811647	300	89.77	26,929.50	130.21	39,063.89	0.00	12,134.39	0.00	12,134.39
01/24/2011	02/13/2009	Sell	USD	2811645	200	92.09	18,418.00	130.21	26,042.60	0.00	7,624.60	0.00	7,624.60
01/28/2011	02/13/2009	Sell	USD	2811645	300	92.09	27,627.00	128.23	38,469.00	0.00	10,842.00	0.00	10,842.00
09/29/2011	07/15/2009	Sell	USD	2811646	200	92.17	18,434.10	157.53	31,506.89	0.00	13,072.79	0.00	13,072.79
<b>Total GLD:</b>					<b>1,000.00</b>	<b>91.41</b>	<b>91,408.60</b>	<b>135.08</b>	<b>135,082.38</b>	<b>0.00</b>	<b>43,673.78</b>	<b>0.00</b>	<b>43,673.78</b>
<b>GRA WR GRACE &amp; CO</b>													
03/18/2011	09/17/2010	AssignSell	USD	3500758	5,000	27.81	139,055.50	32.38	161,893.23	22,837.73	0.00	0.00	22,837.73
<b>Total GRA:</b>					<b>5,000.00</b>	<b>27.81</b>	<b>139,055.50</b>	<b>32.38</b>	<b>161,893.23</b>	<b>22,837.73</b>	<b>0.00</b>	<b>0.00</b>	<b>22,837.73</b>
<b>HPQ HEWLETT-PACKARD CO</b>													
02/24/2011	02/03/2011	Sell	USD	3981975	1,000	47.18	47,177.90	42.38	42,382.78	(4,795.12)	0.00	0.00	(4,795.12)
05/04/2011	02/03/2011	Sell	USD	3931975	1,000	47.18	47,177.90	40.59	40,585.91	(6,591.99)	0.00	0.00	(6,591.99)
05/16/2011	02/07/2011	Sell	USD	3940284	500	48.21	24,107.45	39.84	19,919.61	(4,187.84)	0.00	0.00	(4,187.84)
05/17/2011	02/07/2011	Sell	USD	3940284	500	48.21	24,107.45	37.27	18,634.39	(5,473.06)	0.00	0.00	(5,473.06)
05/24/2011	02/07/2011	Sell	USD	3940284	1,000	48.21	48,214.90	35.95	35,949.40	(12,265.50)	0.00	0.00	(12,265.50)
<b>Total HPQ:</b>					<b>4,000.00</b>	<b>47.70</b>	<b>190,785.60</b>	<b>39.37</b>	<b>157,472.09</b>	<b>(33,313.51)</b>	<b>0.00</b>	<b>0.00</b>	<b>(33,313.51)</b>
<b>INXX EMERGING GLOBAL SHARES INDX</b>													
01/10/2011	10/29/2010	Sell	USD	3635004	2,000	22.03	44,054.60	19.31	38,627.14	(5,427.46)	0.00	0.00	(5,427.46)
01/10/2011	11/01/2010	Sell	USD	3639627	1,000	22.28	22,275.00	19.31	19,313.57	(2,961.43)	0.00	0.00	(2,961.43)
01/10/2011	11/02/2010	Sell	USD	3644113	1,000	22.28	22,276.00	19.31	19,313.58	(2,962.42)	0.00	0.00	(2,962.42)
01/19/2011	11/03/2010	Sell	USD	3648259	1,000	22.35	22,348.60	18.76	18,762.63	(3,585.97)	0.00	0.00	(3,585.97)

SEE DISCLAIMER FOR ADDITIONAL INFORMATION REGARDING YOUR REPORTS

Updated: 1/1/2012 11:17:56AM

Jefferies

## Realized Gain/Loss - YTD

Report Date:12/31/2011

Base Currency: USD

Close Date	Open Date	Tran Type	Settle Ccy	Lot ID	Quantity	Unit Cost	Total Cost	Unit Proceeds	Proceeds	ST Gain/Loss	LT Gain/Loss	FX Gain/Loss	Total Gain/Loss
<b>INXX EMERGING GLOBAL SHARES INDXX</b>													
01/20/2011	11/05/2010	Sell	USD	3657476	1,000	23.06	23,064.90	18.75	18,753.13	(4,311.77)	0.00	0.00	(4,311.77)
01/21/2011	12/01/2010	Sell	USD	3728575	2,000	20.56	41,128.00	18.78	37,569.87	(3,558.13)	0.00	0.00	(3,558.13)
<b>Total INXX:</b>					<b>8,000.00</b>	<b>21.89</b>	<b>175,147.10</b>	<b>19.04</b>	<b>152,339.92</b>	<b>(22,807.18)</b>	<b>0.00</b>	<b>0.00</b>	<b>(22,807.18)</b>
<b>IVR INVESCO MORTGAGE CAPITAL</b>													
08/08/2011	06/17/2011	Sell	USD	4391194	5,000	21.07	105,357.50	17.75	88,738.29	(16,619.21)	0.00	0.00	(16,619.21)
<b>Total IVR:</b>					<b>5,000.00</b>	<b>21.07</b>	<b>105,357.50</b>	<b>17.75</b>	<b>88,738.29</b>	<b>(16,619.21)</b>	<b>0.00</b>	<b>0.00</b>	<b>(16,619.21)</b>
<b>IWM ISHARES RUSSELL 2000</b>													
11/25/2011	10/27/2011	Sell	USD	4876837	1,500	75.03	112,549.10	67.28	100,924.26	(11,624.84)	0.00	0.00	(11,624.84)
<b>Total IWM:</b>					<b>1,500.00</b>	<b>75.03</b>	<b>112,549.10</b>	<b>67.28</b>	<b>100,924.26</b>	<b>(11,624.84)</b>	<b>0.00</b>	<b>0.00</b>	<b>(11,624.84)</b>
<b>IWM111230C77.00 CALL IWM DEC 77.00000 12/30/2011</b>													
11/23/2011	10/27/2011	CoverShort	USD	4876825	(30)	2.71	(8,119.16)	0.42	(1,270.68)	6,848.48	0.00	0.00	6,848.48
<b>Total IWM111230C77.00:</b>					<b>(30.00)</b>	<b>2.71</b>	<b>(8,119.16)</b>	<b>0.42</b>	<b>(1,270.68)</b>	<b>6,848.48</b>	<b>0.00</b>	<b>0.00</b>	<b>6,848.48</b>
<b>JPM JPMORGAN CHASE &amp; CO</b>													
05/04/2011	03/21/2011	Sell	USD	4086736	1,000	46.04	46,042.00	45.62	45,618.82	(423.18)	0.00	0.00	(423.18)
05/24/2011	03/21/2011	Sell	USD	4086736	1,500	46.04	69,063.00	41.75	62,628.79	(6,434.21)	0.00	0.00	(6,434.21)
06/03/2011	03/21/2011	Sell	USD	4086736	1,500	46.04	69,063.00	41.58	62,366.60	(6,696.40)	0.00	0.00	(6,696.40)
<b>Total JPM:</b>					<b>4,000.00</b>	<b>46.04</b>	<b>184,168.00</b>	<b>42.65</b>	<b>170,614.21</b>	<b>(13,553.79)</b>	<b>0.00</b>	<b>0.00</b>	<b>(13,553.79)</b>
<b>KFN KKR FINANCIAL HOLDINGS LLC DELAWARE NEW</b>													
08/05/2011	08/01/2011	Sell	USD	4013648	2,000	10.12	20,230.00	8.79	17,574.06	(2,655.94)	0.00	0.00	(2,655.94)
08/05/2011	08/04/2010	Sell	USD	3380313	281	8.47	2,378.83	8.79	2,469.16	0.00	90.33	0.00	90.33
08/05/2011	08/05/2010	Sell	USD	3382628	4,719	8.53	40,285.90	8.79	41,465.99	1,200.09	0.00	0.00	1,200.09
08/05/2011	08/09/2010	Sell	USD	3389182	3,000	8.92	26,756.80	8.79	26,361.09	(395.71)	0.00	0.00	(395.71)
<b>Total KFN:</b>					<b>10,000.00</b>	<b>8.96</b>	<b>89,631.53</b>	<b>8.79</b>	<b>87,870.30</b>	<b>(1,851.56)</b>	<b>90.33</b>	<b>0.00</b>	<b>(1,761.23)</b>
<b>MET METLIFE INC</b>													
01/04/2011	10/26/2010	Sell	USD	3622072	1,000	40.41	40,414.30	45.77	45,769.22	5,354.92	0.00	0.00	5,354.92
02/09/2011	10/26/2010	Sell	USD	3622072	1,000	40.41	40,414.30	48.01	48,013.58	7,599.28	0.00	0.00	7,599.28
02/09/2011	10/27/2010	Sell	USD	3625470	1,000	40.43	40,430.00	48.01	48,013.57	7,583.57	0.00	0.00	7,583.57
05/23/2011	03/02/2011	Sell	USD	4019140	1,000	43.58	43,583.30	43.61	43,609.06	25.76	0.00	0.00	25.76
06/13/2011	03/02/2011	Sell	USD	4019140	1,000	43.58	43,583.30	40.88	40,884.71	(2,698.59)	0.00	0.00	(2,698.59)
06/13/2011	03/03/2011	Sell	USD	4024804	1,000	43.89	43,885.00	40.88	40,884.71	(3,000.29)	0.00	0.00	(3,000.29)
<b>Total MET:</b>					<b>6,000.00</b>	<b>42.05</b>	<b>252,310.20</b>	<b>44.53</b>	<b>267,174.85</b>	<b>14,864.65</b>	<b>0.00</b>	<b>0.00</b>	<b>14,864.65</b>
<b>MS MORGAN STANLEY</b>													
02/22/2011	12/03/2010	Sell	USD	3737697	1,000	25.73	25,732.30	29.83	29,833.52	4,101.22	0.00	0.00	4,101.22
04/18/2011	12/03/2010	Sell	USD	3737697	1,000	25.73	25,732.30	26.33	26,329.69	597.39	0.00	0.00	597.39

SEE DISCLAIMER FOR ADDITIONAL INFORMATION REGARDING YOUR REPORTS

Updated: 1/1/2012 11:17:56AM

Jefferies

# Realized Gain/Loss - YTD

Report Date:12/31/2011

Page 5 of 7

Base Currency: USD

43100659 -Hajim Family Foundation

Close Date	Open Date	Tran Type	Settle Ccy	Lot ID	Quantity	Unit Cost	Total Cost	Unit Proceeds	Proceeds	ST Gain/Loss	LT Gain/Loss	FX Gain/Loss	Total Gain/Loss
Total MS:					2,000.00	25.73	51,464.60	28.08	56,163.21	4,698.61	0.00	0.00	4,698.61
<b>MSFT MICROSOFT CORP</b>													
01/13/2011	09/23/2010	AssignSell	USD	3517072	2,300	24.56	56,479.49	26.19	60,245.78	3,766.29	0.00	0.00	3,766.29
01/21/2011	09/23/2010	AssignSell	USD	3517072	2,700	24.56	66,302.01	26.19	70,723.15	4,421.14	0.00	0.00	4,421.14
05/12/2011	02/03/2011	Sell	USD	3931980	5,000	27.71	138,560.00	25.24	126,188.57	(12,371.43)	0.00	0.00	(12,371.43)
05/12/2011	02/07/2011	Sell	USD	3940292	1,000	28.18	28,180.00	25.24	25,237.71	(2,942.29)	0.00	0.00	(2,942.29)
Total MSFT:					11,000.00	26.32	289,521.50	25.67	282,395.21	(7,126.29)	0.00	0.00	(7,126.29)
<b>MZZ ULTRASHORT MIDCAP400 PROSHAR</b>													
06/14/2011	06/06/2011	Sell	USD	4345359	1,000	40.78	40,782.50	41.60	41,595.90	813.40	0.00	0.00	813.40
06/21/2011	06/10/2011	Sell	USD	4361714	1,000	42.40	42,400.00	40.68	40,681.31	(1,718.69)	0.00	0.00	(1,718.69)
Total MZZ:					2,000.00	41.59	83,182.50	41.14	82,277.21	(905.29)	0.00	0.00	(905.29)
<b>NLY ANNALY CAPITAL MANAGEMENT IN</b>													
05/10/2011	03/23/2010	Sell	USD	2959041	2,000	18.21	36,419.80	17.97	35,949.30	0.00	(470.50)	0.00	(470.50)
06/15/2011	03/23/2010	Sell	USD	2959041	3,000	18.21	54,629.70	18.34	55,011.89	0.00	382.19	0.00	382.19
06/15/2011	03/25/2010	Sell	USD	2985691	2,000	17.95	35,900.00	18.34	36,674.59	0.00	774.59	0.00	774.59
06/15/2011	03/30/2010	Sell	USD	2979484	2,000	17.14	34,270.00	18.34	36,674.59	0.00	2,404.59	0.00	2,404.59
06/15/2011	12/23/2010	Sell	USD	3822578	1,000	17.76	17,756.00	18.34	18,337.30	581.30	0.00	0.00	581.30
08/18/2011	06/28/2011	Sell	USD	4423380	10,000	17.95	179,549.00	17.99	179,881.54	332.54	0.00	0.00	332.54
Total NLY:					20,000.00	17.93	358,524.50	18.13	362,529.21	913.84	3,090.87	0.00	4,004.71
<b>SCIF MARKET VECTORS INDIA S/C</b>													
03/10/2011	02/17/2011	Sell	USD	3976375	2,000	16.89	33,771.00	15.97	31,943.78	(1,827.22)	0.00	0.00	(1,827.22)
03/10/2011	03/01/2011	Sell	USD	4012887	3,000	16.26	48,786.10	15.97	47,915.68	(870.42)	0.00	0.00	(870.42)
Total SCIF:					5,000.00	16.51	82,557.10	15.97	79,859.46	(2,697.64)	0.00	0.00	(2,697.64)
<b>SNOFF SINO-FOREST CORPORATION-CL A</b>													
08/08/2011	07/28/2011	Sell	USD	4533031	5,000	8.22	41,122.50	5.21	26,054.49	(15,068.01)	0.00	0.00	(15,068.01)
Total SNOFF:					5,000.00	8.22	41,122.50	5.21	26,054.49	(15,068.01)	0.00	0.00	(15,068.01)
<b>TMO THERMO FISHER SCIENTIFIC INC</b>													
10/18/2011	10/13/2011	Sell	USD	4820904	2,000	54.07	108,139.00	51.04	102,081.23	(6,057.77)	0.00	0.00	(6,057.77)
Total TMO:					2,000.00	54.07	108,139.00	51.04	102,081.23	(6,057.77)	0.00	0.00	(6,057.77)
<b>TRV TRAVELERS COMPANIES INC</b>													
10/04/2011	08/31/2011	Sell	USD	4666717	2,000	50.75	101,493.00	46.39	92,772.21	(8,720.79)	0.00	0.00	(8,720.79)
Total TRV:					2,000.00	50.75	101,493.00	46.39	92,772.21	(8,720.79)	0.00	0.00	(8,720.79)
<b>TRV120121C50.00 CALL TRV JAN 50.00000 01/21/2012</b>													
10/04/2011	09/02/2011	CoverShort	USD	4675675	(20)	2.73	(5,469.44)	2.42	(4,830.45)	638.99	0.00	0.00	638.99
Total TRV120121C50.00:					(20.00)	2.73	(5,469.44)	2.42	(4,830.45)	638.99	0.00	0.00	638.99

SEE DISCLAIMER FOR ADDITIONAL INFORMATION REGARDING YOUR REPORTS

Updated: 1/1/2012 11:17:56AM

Jefferies

# Realized Gain/Loss - YTD

Report Date: 12/31/2011

Page 6 of 7

Base Currency: USD

43100659 - Hajim Family Foundation

Close Date	Open Date	Tran Type	Settle Ccy	Lot ID	Quantity	Unit Cost	Total Cost	Unit Proceeds	Proceeds	ST Gain/Loss	LT Gain/Loss	FX Gain/Loss	Total Gain/Loss
<b>UAL UNITED CONTINENTAL HOLDINGS</b>													
02/23/2011	09/30/2010	Sell	USD	3544062	2,000	23.92	47,830.00	22.87	45,748.71	(2,081.29)	0.00	0.00	(2,081.29)
02/24/2011	09/30/2010	Sell	USD	3544062	1,000	23.92	23,915.00	23.09	23,091.05	(823.95)	0.00	0.00	(823.95)
03/17/2011	10/05/2010	Sell	USD	3560917	1,000	24.65	24,647.90	22.11	22,110.87	(2,537.03)	0.00	0.00	(2,537.03)
07/25/2011	10/05/2010	Sell	USD	3560917	1,000	24.65	24,647.90	19.12	19,117.53	(5,530.37)	0.00	0.00	(5,530.37)
07/28/2011	12/30/2010	Sell	USD	3808679	1,000	23.62	23,615.70	17.64	17,636.16	(5,979.54)	0.00	0.00	(5,979.54)
09/02/2011	01/27/2011	Sell	USD	3902832	2,000	26.30	52,598.40	18.03	36,056.10	(16,542.30)	0.00	0.00	(16,542.30)
<b>Total UAL:</b>					<b>8,000.00</b>	<b>24.66</b>	<b>197,254.90</b>	<b>20.47</b>	<b>163,760.42</b>	<b>(33,494.48)</b>	<b>0.00</b>	<b>0.00</b>	<b>(33,494.48)</b>
<b>UAL110917C30.00 CALL UAL SEP 30.00000 09/17/2011</b>													
04/20/2011	02/15/2011	CoverShort	USD	3967725	(20)	2.38	(4,764.61)	0.36	(724.49)	4,040.12	0.00	0.00	4,040.12
<b>Total UAL110917C30.00:</b>					<b>(20.00)</b>	<b>2.38</b>	<b>(4,764.61)</b>	<b>0.36</b>	<b>(724.49)</b>	<b>4,040.12</b>	<b>0.00</b>	<b>0.00</b>	<b>4,040.12</b>
<b>UAL111217C30.00 CALL UAL DEC 30.00000 12/17/2011</b>													
07/18/2011	05/16/2011	CoverShort	USD	4273325	(20)	2.40	(4,801.45)	0.32	(630.45)	4,171.00	0.00	0.00	4,171.00
<b>Total UAL111217C30.00:</b>					<b>(20.00)</b>	<b>2.40</b>	<b>(4,801.45)</b>	<b>0.32</b>	<b>(630.45)</b>	<b>4,171.00</b>	<b>0.00</b>	<b>0.00</b>	<b>4,171.00</b>
<b>VCI VALASSIS COMMUNICATIONS INC</b>													
10/18/2011	10/14/2011	Sell	USD	4824932	3,000	19.95	59,849.50	19.72	59,153.96	(695.54)	0.00	0.00	(695.54)
<b>Total VCI:</b>					<b>3,000.00</b>	<b>19.95</b>	<b>59,849.50</b>	<b>19.72</b>	<b>59,153.96</b>	<b>(695.54)</b>	<b>0.00</b>	<b>0.00</b>	<b>(695.54)</b>
<b>VWO VANGUARD EMERGING MARKET ETF</b>													
10/18/2011	10/10/2011	Sell	USD	4809628	2,000	38.43	76,856.80	38.54	77,080.51	223.71	0.00	0.00	223.71
<b>Total VWO:</b>					<b>2,000.00</b>	<b>38.43</b>	<b>76,856.80</b>	<b>38.54</b>	<b>77,080.51</b>	<b>223.71</b>	<b>0.00</b>	<b>0.00</b>	<b>223.71</b>
<b>XRX XEROX CORP</b>													
02/23/2011	01/27/2011	Sell	USD	3981229	10,000	10.70	106,950.00	10.62	106,153.29	(796.71)	0.00	0.00	(796.71)
02/23/2011	01/31/2011	Sell	USD	3912799	2,000	10.61	21,210.00	10.62	21,230.66	20.66	0.00	0.00	20.66
02/23/2011	02/07/2011	Sell	USD	3940302	3,000	11.91	33,040.00	10.62	31,845.98	(1,194.02)	0.00	0.00	(1,194.02)
10/03/2011	08/31/2011	Sell	USD	4666726	2,000	8.34	16,673.73	6.84	13,689.73	(2,984.00)	0.00	0.00	(2,984.00)
<b>Total XRX:</b>					<b>17,000.00</b>	<b>10.46</b>	<b>177,873.73</b>	<b>10.17</b>	<b>172,919.66</b>	<b>(4,954.07)</b>	<b>0.00</b>	<b>0.00</b>	<b>(4,954.07)</b>
<b>Total Trading Activity:</b>							<b>4,623,674.61</b>		<b>4,341,254.47</b>	<b>(329,275.12)</b>	<b>46,854.98</b>	<b>0.00</b>	<b>(282,420.14)</b>
<b>Total 43100659:</b>							<b>4,623,674.61</b>		<b>4,341,254.47</b>	<b>(329,275.12)</b>	<b>46,854.98</b>	<b>0.00</b>	<b>(282,420.14)</b>

SHORT TERM CAPITAL GAIN/(LOSS) 4,039,392.56 4,368,667.68 (329,275.12)

LONG TERM CAPITAL GAIN/(LOSS) 301,861.91 255,006.93 46,854.98

**TOTAL 4,341,254.47 4,623,674.61 (282,420.14)**

SEE DISCLAIMER FOR ADDITIONAL INFORMATION REGARDING YOUR REPORTS

Updated: 1/1/2012 11:17 56AM

Jefferies

**THE HAJIM FAMILY FOUNDATION**

**EIN #13-6893956**

**01/01/11-12/31/11**

**Form 990-PF, Pt XV - Grants & Contributions  
Charitable Contributions**

PAYEE	ADDRESS	AMOUNT
ALZHEIMER'S DRUG DISCOVERY FOUNDATION	57 WEST 57TH STREET, STE #904 NEW YORK, NY 10019	1,000
ARTISTS ASSOCIATION OF NANTUCKET	P O BOX 1104 NUNTACKET, MA 02554	250
AUTISM SPEAKS	1 EAST 33RD STREET NEW YORK, NY 10016	1,500
BAPTIST HEALTH SOUTH FLORIDA FOUNDATION	8900 NORTH KENDALL DRIVE MIAMI, FL 33176	7,000
BARROW STREET NURSERY SCHOOL	27 BARROW STREET NEW YORK, NY 10014	2,500
CENTRAL PARK CONSERVANCY	14 EAST 60TH STREET NEW YORK, NY 10022	250
CITY HARVEST INC	575 EIGHT AVENUE, 4TH FL NEW YORK, NY 10018	500
CURE ALZHEIMER'S FUND	34 WASHINGTON STREET, STE 200 WELLESLEY HILLS, MA 02481	1,000
EGAN MARITIME INSTITUTE	4 WINTER STREET NANTUCKET, MA 02554	250
FACES	223 E 34TH STREET NEW YORK, NY 10016	500
FRIENDS OF NANTUCKET HISTORICAL ASSOCIATION	P O BOX 1016 NANTUCKET, MA 02554	2,875
GRAND COUNTY LIBRARY FOUNDATION	225 E JASPER AVENUE GRANBY, CO 80446	4,000
GREENWICH ACADEMY	200 NORTH MAPLE AVE GREENWICH, CT 06830	200
GREENWICH COUNTRY DAY SCHOOL	P O BOX 623 OLD CHURCH RD GREENWICH, CT 06836	100
GREENWICH HOUSE	46 BARROW STREET NEW YORK, NY 10014	1,000
JUMPSTART	505 EIGHTH AVENUE, STE 1100 NEW YORK, NY 10018	1,000
MARIA MITCHELL	4 VESTAL STREET NANTUCKET, MA 02554	250
MICHAEL J FOX FOUNDATION	P O BOX 4777 NEW YORK, NY 10163	4,300
MIDDLESEX SCHOOL	1400 LOWELL ROAD CONCORD, MA 01742	15,000
NANTUCKET ATHENEUM	P O BOX 808 NANTUCKET, MA 02554	7,400
NANTUCKET BOYS & GIRLS CLUB	P O BOX 269 NANTUCKET, MA 02554	1,000
NANTUCKET GOLF CLUB FOUNDATION INC	250 MILESTONE ROAD SIASCONSET, MA 02564	53,500
NANTUCKET CONSERVATION FOUNDATION	118 CLIFF ROAD NANTUCKET, MA 02554	15,000
NANTUCKET COTTAGE HOSPITAL	57 PROSPECT STREET NANTUCKET, MA 02554	1,000
NANTUCKET HISTORICAL ASSOCIATION	15 BROAD STREET NANTUCKET, MA 02554	7,700
NANTUCKET LAND COUNCIL	P O BOX 502 NANTUCKET, MA 02554	1,000
NANTUCKET LIGHTHOUSE SCHOOL	1 RUGGED ROAD NANTUCKET, MA 02554	200
NAVY SEAL FOUNDATION	1619 D STREET, BLDG 5326 VIRGINIA BEACH, VA 23459	500
NORWALK COMMUNITY COLLEGE FOUNDATION	188 RICHARD AVENUE, ROOM E311 NORWALK, CT 06854	300
NY HISTORICAL SOCIETY	170 CENTRAL PARK WEST NEW YORK, NY 10024	850
NY-PRESBYTERIAN HOSPITAL	654 WEST 170TH STREET NEW YORK, NY 10032	20,000
OCEAN REEF COMMUNITY FOUNDATION	200 ANCHOR DRIVE KEY LARGO, FL 33037	14,750
OCEAN REEF CULTURAL CENTER	200 ANCHOR DRIVE KEY LARGO, FL 33037	31,500
OCEAN REEF COMMUNITY FOUNDATION	200 ANCHOR DRIVE KEY LARGO, FL 33037	14,650
OCEAN REEF MEDICAL CENTER FOUNDATION	50 BARRACUDA LN KEY LARGO, FL 33037	10,000
GRAYVIK ANIMAL CARE CENTER	97 SOUTH HARBOR DRIVE KEY LARGO, FL 33037	465
SUSTAINABLE NANTUCKET	P O BOX 1244 NUNTACKET, MA 02554	100
THE KEYS CHILDREN'S FOUNDATION	24 DOCKSIDE LANE KEY LARGO, FL 33037	1,500
THE METROPOLITAN MUSEUM OF ART	1000 FIFTH AVENUE NEW YORK, NY 10028	866
THE MUSEUM OF MODERN ART	11 WEST 53RD STREET NEW YORK, NY 10019	789
THE TRUSTEES OF RESERVATIONS	572 ESSEX STREET BEVERLY MA 01915	500
UC SAN DIEGO FOUNDATION	9500 GILMAN DRIVE #0940 LA JOLLA, CA 92093	3,000
UNIVERSITY OF ROCHESTER	P O BOX 270251 ROCHESTER, NY 14627	50,000
VAIL VALLEY INSTITUTE	P O DRAWER 13 VAIL, CO 81658	500
WATERSIDE SCHOOL	770 PACIFIC STREET STAMFORD, CT 06902	1,000
<b>TOTAL CHARITABLE CONTRIBUTIONS, GIFTS, GRANTS PAID</b>		<b>281,545 00</b>