



See a Social Security Number? Say Something!
Report Privacy Problems to <https://public.resource.org/privacy>
Or call the IRS Identity Theft Hotline at 1-800-908-4490



Return of Private Foundation
 or Section 4947(a)(1) Nonexempt Charitable Trust
 Treated as a Private Foundation

Note. The foundation may be able to use a copy of this return to satisfy state reporting requirements

For calendar year 2011 or tax year beginning , 2011, and ending , 20

Name of foundation **IRVING BERLIN CHARITABLE FUND, INC.**
 C/O MARCUM LLP
 Number and street (or P O box number if mail is not delivered to street address) Room/suite
750 THIRD AVENUE, 11TH FLOOR
 City or town, state, and ZIP code
NEW YORK, NY 10017

A Employer identification number
 13-6092592

B Telephone number (see instructions)
 (212) 485-5500

C If exemption application is pending, check here

D 1 Foreign organizations, check here
 2. Foreign organizations meeting the 85% test, check here and attach computation

E If private foundation status was terminated under section 507(b)(1)(A), check here

F If the foundation is in a 60-month termination under section 507(b)(1)(B), check here

G Check all that apply Initial return Initial return of a former public charity
 Final return Amended return
 Address change Name change

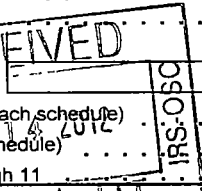
H Check type of organization Section 501(c)(3) exempt private foundation
 Section 4947(a)(1) nonexempt charitable trust Other taxable private foundation

I Fair market value of all assets at end of year (from Part II, col (c), line 16) **\$ 508,625.**

J Accounting method Cash Accrual
 Other (specify) _____
 (Part I, column (d) must be on cash basis)

Part I Analysis of Revenue and Expenses (The total of amounts in columns (b), (c), and (d) may not necessarily equal the amounts in column (a) (see instructions))		(a) Revenue and expenses per books	(b) Net investment income	(c) Adjusted net income	(d) Disbursements for charitable purposes (cash basis only)
Revenue					
1	Contributions, gifts, grants, etc., received (attach schedule)				
2	Check <input type="checkbox"/> if the foundation is not required to attach Sch B				
3	Interest on savings and temporary cash investments	3.	3.		ATCH 1
4	Dividends and interest from securities	13,642.	13,642.		ATCH 2
5a	Gross rents				
b	Net rental income or (loss)				
6a	Net gain or (loss) from sale of assets not on line 10	34,762.			
b	Gross sales price for all assets on line 6a 487,123.				
7	Capital gain net income (from Part IV, line 2)		34,762.		
8	Net short-term capital gain				
9	Income modifications				
10a	Gross sales less returns and allowances				
b	Less Cost of goods sold				
c	Gross profit or (loss) (attach schedule)				
11	Other income (attach schedule)				
12	Total. Add lines 1 through 11	48,407.	48,407.		
Operating and Administrative Expenses					
13	Compensation of officers, directors, trustees, etc.	0			
14	Other employee salaries and wages				
15	Pension plans, employee benefits				
16a	Legal fees (attach schedule)				
b	Accounting fees (attach schedule)	6,300.	3,150.		3,150.
c	Other professional fees (attach schedule) *	10,548.	10,548.		
17	Interest				
18	Taxes (attach schedule) (see instructions) **	188.	188.		
19	Depreciation (attach schedule) and depletion				
20	Occupancy				
21	Travel, conferences, and meetings				
22	Printing and publications				
23	Other expenses (attach schedule) ATCH 5	123.			123.
24	Total operating and administrative expenses. Add lines 13 through 23	17,159.	13,886.		3,273.
25	Contributions, gifts, grants paid	153,000.			153,000.
26	Total expenses and disbursements Add lines 24 and 25	170,159.	13,886.	0	156,273.
27	Subtract line 26 from line 12				
a	Excess of revenue over expenses and disbursements	-121,752.			
b	Net investment income (if negative, enter -0-)		34,521.		
c	Adjusted net income (if negative, enter -0-)				

SCANNED AUG 17 2012



8 P

Part II Balance Sheets		Attached schedules and amounts in the description column should be for end-of-year amounts only (See instructions)	Beginning of year			End of year		
			(a) Book Value	(b) Book Value	(c) Fair Market Value	(a) Book Value	(b) Book Value	(c) Fair Market Value
Assets	1	Cash - non-interest-bearing	2,506.	2,883.	2,883.			
	2	Savings and temporary cash investments	18,367.	43,274.	43,274.			
	3	Accounts receivable						
		Less allowance for doubtful accounts						
	4	Pledges receivable						
		Less allowance for doubtful accounts						
	5	Grants receivable						
	6	Receivables due from officers, directors, trustees, and other disqualified persons (attach schedule) (see instructions)						
	7	Other notes and loans receivable (attach schedule)						
		Less allowance for doubtful accounts						
	8	Inventories for sale or use						
	9	Prepaid expenses and deferred charges						
	10 a	Investments - U S and state government obligations (attach schedule)						
	b	Investments - corporate stock (attach schedule)	534,487.	387,576.	461,936.			
	c	Investments - corporate bonds (attach schedule)						
	11	Investments - land, buildings, and equipment basis						
	Less accumulated depreciation (attach schedule)							
12	Investments - mortgage loans							
13	Investments - other (attach schedule)							
14	Land, buildings, and equipment basis							
	Less accumulated depreciation (attach schedule)							
15	Other assets (describe ATCH 6)	657.	532.	532.				
16	Total assets (to be completed by all filers - see the instructions Also, see page 1, item I)	556,017.	434,265.	508,625.				
Liabilities	17	Accounts payable and accrued expenses						
	18	Grants payable						
	19	Deferred revenue						
	20	Loans from officers, directors, trustees, and other disqualified persons						
	21	Mortgages and other notes payable (attach schedule)						
	22	Other liabilities (describe ATCH 7)	866.	866.	866.			
23	Total liabilities (add lines 17 through 22)	866.	866.	866.				
Net Assets or Fund Balances	Foundations that follow SFAS 117, check here and complete lines 24 through 26 and lines 30 and 31. <input type="checkbox"/>							
	24	Unrestricted						
	25	Temporarily restricted						
	26	Permanently restricted						
	Foundations that do not follow SFAS 117, check here and complete lines 27 through 31. <input checked="" type="checkbox"/>							
	27	Capital stock, trust principal, or current funds	555,151.	433,399.	433,399.			
	28	Paid-in or capital surplus, or land, bldg, and equipment fund						
	29	Retained earnings, accumulated income, endowment, or other funds						
30	Total net assets or fund balances (see instructions)	555,151.	433,399.	433,399.				
31	Total liabilities and net assets/fund balances (see instructions)	556,017.	434,265.	508,625.				

Part III Analysis of Changes in Net Assets or Fund Balances

1	Total net assets or fund balances at beginning of year - Part II, column (a), line 30 (must agree with end-of-year figure reported on prior year's return)	1	555,151.
2	Enter amount from Part I, line 27a	2	-121,752.
3	Other increases not included in line 2 (itemize)	3	
4	Add lines 1, 2, and 3	4	433,399.
5	Decreases not included in line 2 (itemize)	5	
6	Total net assets or fund balances at end of year (line 4 minus line 5) - Part II, column (b), line 30	6	433,399.

Part IV Capital Gains and Losses for Tax on Investment Income

(a) List and describe the kind(s) of property sold (e.g., real estate, 2-story brick warehouse, or common stock, 200 shs MLC Co)			(b) How acquired P-Purchase D-Donation	(c) Date acquired (mo, day, yr)	(d) Date sold (mo, day, yr)
1a SEE PART IV SCHEDULE					
b					
c					
d					
e					
(e) Gross sales price	(f) Depreciation allowed (or allowable)	(g) Cost or other basis plus expense of sale	(h) Gain or (loss) (e) plus (f) minus (g)		
a					
b					
c					
d					
e					
Complete only for assets showing gain in column (h) and owned by the foundation on 12/31/69			(i) Gains (Col (h) gain minus col (k), but not less than -0-) or Losses (from col (h))		
(i) F M V as of 12/31/69	(j) Adjusted basis as of 12/31/69	(k) Excess of col (i) over col (j), if any			
a					
b					
c					
d					
e					
2 Capital gain net income or (net capital loss) { If gain, also enter in Part I, line 7 If (loss), enter -0- in Part I, line 7 }			2	34,762.	
3 Net short-term capital gain or (loss) as defined in sections 1222(5) and (6) If gain, also enter in Part I, line 8, column (c) (see instructions) If (loss), enter -0- in Part I, line 8			3	0	

Part V Qualification Under Section 4940(e) for Reduced Tax on Net Investment Income

(For optional use by domestic private foundations subject to the section 4940(a) tax on net investment income)

If section 4940(d)(2) applies, leave this part blank.

Was the foundation liable for the section 4942 tax on the distributable amount of any year in the base period? Yes No
 If "Yes," the foundation does not qualify under section 4940(e) Do not complete this part

1 Enter the appropriate amount in each column for each year, see the instructions before making any entries

(a) Base period years Calendar year (or tax year beginning in)	(b) Adjusted qualifying distributions	(c) Net value of noncharitable-use assets	(d) Distribution ratio (col (b) divided by col (c))
2010	151,350.	741,204.	0.204195
2009	164,925.	804,567.	0.204986
2008	199,597.	1,174,272.	0.169975
2007	213,740.	1,572,597.	0.135915
2006	213,586.	1,592,319.	0.134135
2 Total of line 1, column (d)			2 0.849206
3 Average distribution ratio for the 5-year base period - divide the total on line 2 by 5, or by the number of years the foundation has been in existence if less than 5 years			3 0.169841
4 Enter the net value of noncharitable-use assets for 2011 from Part X, line 5			4 630,821.
5 Multiply line 4 by line 3			5 107,139.
6 Enter 1% of net investment income (1% of Part I, line 27b)			6 345.
7 Add lines 5 and 6			7 107,484.
8 Enter qualifying distributions from Part XII, line 4 If line 8 is equal to or greater than line 7, check the box in Part VI, line 1b, and complete that part using a 1% tax rate See the Part VI instructions			8 156,273.

Part VI Excise Tax Based on Investment Income (Section 4940(a), 4940(b), 4940(e), or 4948 - see instructions)

1a	Exempt operating foundations described in section 4940(d)(2), check here <input type="checkbox"/> and enter "N/A" on line 1 Date of ruling or determination letter _____ (attach copy of letter if necessary - see instructions)		
b	Domestic foundations that meet the section 4940(e) requirements in Part V, check here <input checked="" type="checkbox"/> and enter 1% of Part I, line 27b	1	345.
c	All other domestic foundations enter 2% of line 27b. Exempt foreign organizations enter 4% of Part I, line 12, col (b)		
2	Tax under section 511 (domestic section 4947(a)(1) trusts and taxable foundations only Others enter -0-)	2	
3	Add lines 1 and 2	3	345.
4	Subtitle A (income) tax (domestic section 4947(a)(1) trusts and taxable foundations only Others enter -0-)	4	0
5	Tax based on investment income. Subtract line 4 from line 3. If zero or less, enter -0-	5	345.
6	Credits/Payments		
a	2011 estimated tax payments and 2010 overpayment credited to 2011	6a	1,732.
b	Exempt foreign organizations - tax withheld at source	6b	
c	Tax paid with application for extension of time to file (Form 8868)	6c	
d	Backup withholding erroneously withheld	6d	
7	Total credits and payments. Add lines 6a through 6d	7	1,732.
8	Enter any penalty for underpayment of estimated tax. Check here <input type="checkbox"/> if Form 2220 is attached	8	
9	Tax due. If the total of lines 5 and 8 is more than line 7, enter amount owed	9	
10	Overpayment. If line 7 is more than the total of lines 5 and 8, enter the amount overpaid	10	1,387.
11	Enter the amount of line 10 to be Credited to 2012 estimated tax <input type="checkbox"/> 1,387. Refunded <input type="checkbox"/>	11	

Part VII-A Statements Regarding Activities

	Yes	No
1a		X
1b		X
1c		X
2		X
3		X
4a		X
4b		
5		X
6	X	
7	X	
8a		
8b	X	
9		X
10		X

Part VII-A Statements Regarding Activities (continued)

11 At any time during the year, did the foundation, directly or indirectly, own a controlled entity within the meaning of section 512(b)(13)? If "Yes," attach schedule (see instructions)
12 Did the foundation make a distribution to a donor advised fund over which the foundation or a disqualified person had advisory privileges? If "Yes," attach statement (see instructions)
13 Did the foundation comply with the public inspection requirements for its annual returns and exemption application?
Website address N/A
14 The books are in care of MARCUM LLP Telephone no 212-485-5500
Located at 750 THIRD AVENUE NEW YORK, NY ZIP + 4 10017
15 Section 4947(a)(1) nonexempt charitable trusts filing Form 990-PF in lieu of Form 1041 - Check here
and enter the amount of tax-exempt interest received or accrued during the year 15
16 At any time during calendar year 2011, did the foundation have an interest in or a signature or other authority over a bank, securities, or other financial account in a foreign country? Yes No X

Part VII-B Statements Regarding Activities for Which Form 4720 May Be Required

File Form 4720 if any item is checked in the "Yes" column, unless an exception applies.

1a During the year did the foundation (either directly or indirectly)
(1) Engage in the sale or exchange, or leasing of property with a disqualified person? Yes No X
(2) Borrow money from, lend money to, or otherwise extend credit to (or accept it from) a disqualified person? Yes No X
(3) Furnish goods, services, or facilities to (or accept them from) a disqualified person? Yes No X
(4) Pay compensation to, or pay or reimburse the expenses of, a disqualified person? Yes No X
(5) Transfer any income or assets to a disqualified person (or make any of either available for the benefit or use of a disqualified person)? Yes No X
(6) Agree to pay money or property to a government official? (Exception. Check "No" if the foundation agreed to make a grant to or to employ the official for a period after termination of government service, if terminating within 90 days). Yes No X
b If any answer is "Yes" to 1a(1)-(6), did any of the acts fail to qualify under the exceptions described in Regulations section 53.4941(d)-3 or in a current notice regarding disaster assistance (see instructions)?
Organizations relying on a current notice regarding disaster assistance check here
c Did the foundation engage in a prior year in any of the acts described in 1a, other than excepted acts, that were not corrected before the first day of the tax year beginning in 2011?
2 Taxes on failure to distribute income (section 4942) (does not apply for years the foundation was a private operating foundation defined in section 4942(j)(3) or 4942(j)(5))
a At the end of tax year 2011, did the foundation have any undistributed income (lines 6d and 6e, Part XIII) for tax year(s) beginning before 2011? Yes No X
If "Yes," list the years
b Are there any years listed in 2a for which the foundation is not applying the provisions of section 4942(a)(2) (relating to incorrect valuation of assets) to the year's undistributed income? (If applying section 4942(a)(2) to all years listed, answer "No" and attach statement - see instructions)
c If the provisions of section 4942(a)(2) are being applied to any of the years listed in 2a, list the years here
3a Did the foundation hold more than a 2% direct or indirect interest in any business enterprise at any time during the year? Yes No X
b If "Yes," did it have excess business holdings in 2011 as a result of (1) any purchase by the foundation or disqualified persons after May 26, 1969, (2) the lapse of the 5-year period (or longer period approved by the Commissioner under section 4943(c)(7)) to dispose of holdings acquired by gift or bequest, or (3) the lapse of the 10-, 15-, or 20-year first phase holding period? (Use Schedule C, Form 4720, to determine if the foundation had excess business holdings in 2011)
4a Did the foundation invest during the year any amount in a manner that would jeopardize its charitable purposes?
b Did the foundation make any investment in a prior year (but after December 31, 1969) that could jeopardize its charitable purpose that had not been removed from jeopardy before the first day of the tax year beginning in 2011?

Part VIII Information About Officers, Directors, Trustees, Foundation Managers, Highly Paid Employees, and Contractors (continued)

3 Five highest-paid independent contractors for professional services (see instructions). If none, enter "NONE."

(a) Name and address of each person paid more than \$50,000	(b) Type of service	(c) Compensation
NONE		0

Total number of others receiving over \$50,000 for professional services

Part IX-A Summary of Direct Charitable Activities

List the foundation's four largest direct charitable activities during the tax year. Include relevant statistical information such as the number of organizations and other beneficiaries served, conferences convened, research papers produced, etc	Expenses
1 NONE	

2	

3	

4	

Part IX-B Summary of Program-Related Investments (see instructions)

Describe the two largest program-related investments made by the foundation during the tax year on lines 1 and 2	Amount
1 NONE	

2	

All other program-related investments See instructions	
3 NONE	

Total. Add lines 1 through 3	

Part X Minimum Investment Return (All domestic foundations must complete this part. Foreign foundations, see instructions.)

1	Fair market value of assets not used (or held for use) directly in carrying out charitable, etc., purposes		
a	Average monthly fair market value of securities	1a	616,988.
b	Average of monthly cash balances	1b	23,439.
c	Fair market value of all other assets (see instructions)	1c	
d	Total (add lines 1a, b, and c)	1d	640,427.
e	Reduction claimed for blockage or other factors reported on lines 1a and 1c (attach detailed explanation)	1e	
2	Acquisition indebtedness applicable to line 1 assets	2	
3	Subtract line 2 from line 1d	3	640,427.
4	Cash deemed held for charitable activities Enter 1 1/2 % of line 3 (for greater amount, see instructions)	4	9,606.
5	Net value of noncharitable-use assets. Subtract line 4 from line 3 Enter here and on Part V, line 4	5	630,821.
6	Minimum investment return. Enter 5% of line 5	6	31,541.

Part XI Distributable Amount (see instructions) (Section 4942(j)(3) and (j)(5) private operating foundations and certain foreign organizations check here and do not complete this part)

1	Minimum investment return from Part X, line 6	1	31,541.
2a	Tax on investment income for 2011 from Part VI, line 5	2a	345.
b	Income tax for 2011 (This does not include the tax from Part VI)	2b	
c	Add lines 2a and 2b	2c	345.
3	Distributable amount before adjustments Subtract line 2c from line 1	3	31,196.
4	Recoveries of amounts treated as qualifying distributions	4	
5	Add lines 3 and 4	5	31,196.
6	Deduction from distributable amount (see instructions)	6	
7	Distributable amount as adjusted Subtract line 6 from line 5 Enter here and on Part XIII, line 1	7	31,196.

Part XII Qualifying Distributions(see instructions)

1	Amounts paid (including administrative expenses) to accomplish charitable, etc., purposes		
a	Expenses, contributions, gifts, etc - total from Part I, column (d), line 26	1a	156,273.
b	Program-related investments - total from Part IX-B	1b	
2	Amounts paid to acquire assets used (or held for use) directly in carrying out charitable, etc., purposes	2	
3	Amounts set aside for specific charitable projects that satisfy the:		
a	Suitability test (prior IRS approval required)	3a	
b	Cash distribution test (attach the required schedule)	3b	
4	Qualifying distributions. Add lines 1a through 3b Enter here and on Part V, line 8, and Part XIII, line 4	4	156,273.
5	Foundations that qualify under section 4940(e) for the reduced rate of tax on net investment income Enter 1% of Part I, line 27b (see instructions)	5	345.
6	Adjusted qualifying distributions. Subtract line 5 from line 4	6	155,928.

Note. The amount on line 6 will be used in Part V, column (b), in subsequent years when calculating whether the foundation qualifies for the section 4940(e) reduction of tax in those years

Part XIII Undistributed Income (see instructions)

	(a) Corpus	(b) Years prior to 2010	(c) 2010	(d) 2011
1 Distributable amount for 2011 from Part XI, line 7				31,196.
2 Undistributed income, if any, as of the end of 2011				
a Enter amount for 2010 only				
b Total for prior years 20 09 20 08 20 07				
3 Excess distributions carryover, if any, to 2011				
a From 2006 135,912.				
b From 2007 138,574.				
c From 2008 140,939.				
d From 2009 124,697.				
e From 2010 114,290.				
f Total of lines 3a through e	654,412.			
4 Qualifying distributions for 2011 from Part XII, line 4 \$ 156,273.				
a Applied to 2010, but not more than line 2a				
b Applied to undistributed income of prior years (Election required - see instructions)				
c Treated as distributions out of corpus (Election required - see instructions)				
d Applied to 2011 distributable amount				31,196.
e Remaining amount distributed out of corpus	125,077.			
5 Excess distributions carryover applied to 2011 (If an amount appears in column (d), the same amount must be shown in column (a))				
6 Enter the net total of each column as indicated below:				
a Corpus Add lines 3f, 4c, and 4e Subtract line 5	779,489.			
b Pnor years' undistributed income Subtract line 4b from line 2b				
c Enter the amount of prior years' undistributed income for which a notice of deficiency has been issued, or on which the section 4942(a) tax has been previously assessed.				
d Subtract line 6c from line 6b Taxable amount - see instructions				
e Undistributed income for 2010 Subtract line 4a from line 2a Taxable amount - see instructions				
f Undistributed income for 2011 Subtract lines 4d and 5 from line 1 This amount must be distributed in 2012				
7 Amounts treated as distributions out of corpus to satisfy requirements imposed by section 170(b)(1)(F) or 4942(g)(3) (see instructions)				
8 Excess distributions carryover from 2006 not applied on line 5 or line 7 (see instructions)	135,912.			
9 Excess distributions carryover to 2012. Subtract lines 7 and 8 from line 6a	643,577.			
10 Analysis of line 9				
a Excess from 2007 138,574.				
b Excess from 2008 140,939.				
c Excess from 2009 124,697.				
d Excess from 2010 114,290.				
e Excess from 2011 125,077.				

Part XIV Private Operating Foundations (see instructions and Part VII-A, question 9)

NOT APPLICABLE

1 a If the foundation has received a ruling or determination letter that it is a private operating foundation, and the ruling is effective for 2011, enter the date of the ruling

b Check box to indicate whether the foundation is a private operating foundation described in section 4942(j)(3) or 4942(j)(5)

	Tax year	Prior 3 years			(e) Total
	(a) 2011	(b) 2010	(c) 2009	(d) 2008	
2 a Enter the lesser of the adjusted net income from Part I or the minimum investment return from Part X for each year listed					
b 85% of line 2a					
c Qualifying distributions from Part XII, line 4 for each year listed					
d Amounts included in line 2c not used directly for active conduct of exempt activities					
e Qualifying distributions made directly for active conduct of exempt activities Subtract line 2d from line 2c					
3 Complete 3a, b, or c for the alternative test relied upon					
a "Assets" alternative test - enter					
(1) Value of all assets					
(2) Value of assets qualifying under section 4942(j)(3)(B)(i)					
b "Endowment" alternative test - enter 2/3 of minimum investment return shown in Part X, line 6 for each year listed					
c "Support" alternative test - enter					
(1) Total support other than gross investment income (interest, dividends, rents, payments on securities loans (section 512(a)(5)), or royalties)					
(2) Support from general public and 5 or more exempt organizations as provided in section 4942(j)(3)(B)(iii)					
(3) Largest amount of support from an exempt organization					
(4) Gross investment income					

Part XV Supplementary Information (Complete this part only if the foundation had \$5,000 or more in assets at any time during the year - see instructions.)

1 Information Regarding Foundation Managers:

a List any managers of the foundation who have contributed more than 2% of the total contributions received by the foundation before the close of any tax year (but only if they have contributed more than \$5,000) (See section 507(d)(2))

N/A

b List any managers of the foundation who own 10% or more of the stock of a corporation (or an equally large portion of the ownership of a partnership or other entity) of which the foundation has a 10% or greater interest

N/A

2 Information Regarding Contribution, Grant, Gift, Loan, Scholarship, etc., Programs:

Check here if the foundation only makes contributions to preselected charitable organizations and does not accept unsolicited requests for funds. If the foundation makes gifts, grants, etc. (see instructions) to individuals or organizations under other conditions, complete items 2a, b, c, and d

a The name, address, and telephone number of the person to whom applications should be addressed

b The form in which applications should be submitted and information and materials they should include

c Any submission deadlines

d Any restrictions or limitations on awards, such as by geographical areas, charitable fields, kinds of institutions, or other factors

Part XV Supplementary Information (continued)

3 Grants and Contributions Paid During the Year or Approved for Future Payment

Recipient Name and address (home or business)	If recipient is an individual, show any relationship to any foundation manager or substantial contributor	Foundation status of recipient	Purpose of grant or contribution	Amount
<p><i>a Paid during the year</i></p> <p>ATTACHMENT 9</p>				
Total				▶ 3a 153,000.
<i>b Approved for future payment</i>				
Total				▶ 3b

Part XVI-A Analysis of Income-Producing Activities

Table with 5 main columns: (a) Business code, (b) Amount, (c) Exclusion code, (d) Amount, (e) Related or exempt function income. Rows include Program service revenue, Membership dues and assessments, Interest on savings and temporary cash investments, Dividends and interest from securities, Net rental income from real estate, Net rental income from personal property, Other investment income, Gain or loss from sales of assets, Net income from special events, Gross profit from sales of inventory, and Other revenue.

Part XVI-B Relationship of Activities to the Accomplishment of Exempt Purposes

Table with 2 columns: Line No. and Explain below how each activity for which income is reported in column (e) of Part XVI-A contributed importantly to the accomplishment of the foundation's exempt purposes (other than by providing funds for such purposes) (See instructions).

Part XVII Information Regarding Transfers To and Transactions and Relationships With Noncharitable Exempt Organizations

- 1 Did the organization directly or indirectly engage in any of the following with any other organization described in section 501(c) of the Code... a Transfers from the reporting foundation to a noncharitable exempt organization of (1) Cash (2) Other assets b Other transactions (1) Sales of assets to a noncharitable exempt organization (2) Purchases of assets from a noncharitable exempt organization (3) Rental of facilities, equipment, or other assets (4) Reimbursement arrangements (5) Loans or loan guarantees (6) Performance of services or membership or fundraising solicitations c Sharing of facilities, equipment, mailing lists, other assets, or paid employees d If the answer to any of the above is "Yes," complete the following schedule.

Table with 4 columns: (a) Line no, (b) Amount involved, (c) Name of noncharitable exempt organization, (d) Description of transfers, transactions, and sharing arrangements. Row 1 contains 'N/A' for both (b) and (d).

2a Is the foundation directly or indirectly affiliated with, or related to, one or more tax-exempt organizations described in section 501(c) of the Code (other than section 501(c)(3)) or in section 527? Yes No

b If "Yes," complete the following schedule

Table with 3 columns: (a) Name of organization, (b) Type of organization, (c) Description of relationship. All rows are empty.

Under penalties of perjury, I declare that I have examined this return, including accompanying schedules and statements, and to the best of my knowledge and belief, it is true, correct, and complete. Declaration of preparer (other than taxpayer) is based on all information of which preparer has any knowledge.

Signature of officer or trustee: [Signature] Date: 5/30/12 Title: Treasurer. May the IRS discuss this return with the preparer shown below (see instructions)? Yes No

Paid Preparer Use Only: Print/Type preparer's name: JEFFREY SALTZER, Prepared by signature: [Signature], Date: 5/30/12, Check self-employed if PTIN: P01246605, Firm's name: MARCUM LLP, Firm's address: 750 THIRD AVENUE NEW YORK, NY 10017, Firm's EIN: 11-1986323, Phone no: 212-485-5500

**FORM 990-PF - PART IV
CAPITAL GAINS AND LOSSES FOR TAX ON INVESTMENT INCOME**

Kind of Property		Description				P or D	Date acquired	Date sold
Gross sale price less expenses of sale	Depreciation allowed/ allowable	Cost or other basis	FMV as of 12/31/69	Adj basis as of 12/31/69	Excess of FMV over adj basis		Gain or (loss)	
244,978.		PER SCHEDULE ATTACHED - LT 205,638.					VARIOUS 39,340.	VARIOUS
242,145.		PER SCHEDULE ATTACHED - ST 246,723.					VARIOUS -4,578.	VARIOUS
TOTAL GAIN (LOSS)							<u>34,762.</u>	

ATTACHMENT 1

FORM 990PF, PART I - INTEREST ON TEMPORARY CASH INVESTMENTS

<u>DESCRIPTION</u>	<u>REVENUE AND EXPENSES PER BOOKS</u>	<u>NET INVESTMENT INCOME</u>
JP MORGAN-NOMINEE	3.	3.
TOTAL	<u>3.</u>	<u>3.</u>

ATTACHMENT 2

FORM 990PF, PART I - DIVIDENDS AND INTEREST FROM SECURITIES

<u>DESCRIPTION</u>	<u>REVENUE AND EXPENSES PER BOOKS</u>	<u>NET INVESTMENT INCOME</u>
JP MORGAN-NOMINEE	13,642.	13,642.
TOTAL	<u>13,642.</u>	<u>13,642.</u>

ATTACHMENT 3

FORM 990PF, PART I - OTHER PROFESSIONAL FEES

<u>DESCRIPTION</u>	<u>REVENUE AND EXPENSES PER BOOKS</u>	<u>NET INVESTMENT INCOME</u>
INVESTMENT ADVISORY FEES & EXP	10,548.	10,548.
TOTALS	<u>10,548.</u>	<u>10,548.</u>

ATTACHMENT 4

FORM 990PF, PART I - TAXES

<u>DESCRIPTION</u>	<u>REVENUE AND EXPENSES PER BOOKS</u>	<u>NET INVESTMENT INCOME</u>
FOREIGN TAXES	188.	188.
TOTALS	<u>188.</u>	<u>188.</u>

ATTACHMENT 5

FORM 990PF, PART I - OTHER EXPENSES

REVENUE AND EXPENSES PER BOOKS	100. 23.
TOTALS	<u>123.</u>

CHARITABLE PURPOSES	100. 23.
	<u>123.</u>

DESCRIPTION	
FILING FEE	
CUSTODIAN FEE	

ATTACHMENT 6

FORM 990PF, PART II - OTHER ASSETS

<u>DESCRIPTION</u>	<u>ENDING BOOK VALUE</u>	<u>ENDING FMV</u>
INTEREST RECEIVABLE	532.	532.
TOTALS	<u>532.</u>	<u>532.</u>

ATTACHMENT 7

FORM 990PF, PART II - OTHER LIABILITIES

<u>DESCRIPTION</u>	<u>ENDING BOOK VALUE</u>
DUE TO IRVING BERLIN INCOME &	866.
TOTALS	<u>866.</u>

FORM 990PE, PART VIII - LIST OF OFFICERS, DIRECTORS, AND TRUSTEES

ATTACHMENT 8

<u>NAME AND ADDRESS</u>	<u>TITLE AND AVERAGE HOURS PER WEEK DEVOTED TO POSITION</u>	<u>COMPENSATION</u>	<u>CONTRIBUTIONS TO EMPLOYEE BENEFIT PLANS</u>	<u>EXPENSE ACCT AND OTHER ALLOWANCES</u>
MARY ELLIN BARRETT 750 THIRD AVENUE, 11TH FLOOR NEW YORK, NY 10017	PRESIDENT 1.00	0	0	0
LINDA LOUISE EMMET 750 THIRD AVENUE, 11TH FLOOR NEW YORK, NY 10017	VICE PRES 1.00	0	0	0
ELIZABETH I PETERS 750 THIRD AVENUE, 11TH FLOOR NEW YORK, NY 10017	TREASURER 1.00	0	0	0
<u>GRAND TOTALS</u>		<u>0</u>	<u>0</u>	<u>0</u>

FORM 990FF, PART XV - GRANTS AND CONTRIBUTIONS PAID DURING THE YEAR

ATTACHMENT 9

<u>RECIPIENT NAME AND ADDRESS</u>	<u>RELATIONSHIP TO SUBSTANTIAL CONTRIBUTOR AND FOUNDATION STATUS OF RECIPIENT</u>	<u>PURPOSE OF GRANT OR CONTRIBUTION</u>	<u>AMOUNT</u>
JULLIARD SCHOOL 60 LINCOLN CENTER PLAZA NEW YORK, NY 10023	NONE EXEMPT	LITERARY OR EDUCATIONAL PURPOSES	12,500
LINCOLN CENTER THEATRE 150 WEST 65TH STREET NEW YORK, NY 10023	NONE EXEMPT	FUND FOR RELIGIOUS, CHARITABLE	50,000.
BARNARD COLLEGE 3009 BROADWAY NEW YORK, NY 10027	NONE EXEMPT	EXEMPT ORGANIZATION UNDER IRC SEC 501 (C) (3)	5,000
THE INTERFAITH CENTER OF NEW YORK 475 RIVERSIDE DRIVE NEW YORK, NY 10115	NONE EXEMPT	FUND FOR RELIGIOUS, CHARITABLE	5,000.
CHILDRENS TUMOR FOUNDATION 95 PINE STREET NEW YORK, NY 10005	NONE EXEMPT	LITERARY OR EDUCATIONAL PURPOSES	50,000
BEVERKILL VALLEY FIRE DEPT 1524 BEVERKILL ROAD LEW BEACH, NY 12758	NONE EXEMPT	EXEMPT ORGANIZATION UNDER IRC SEC 501 (C) (3)	2,500

FORM 990PF, PART XV - GRANTS AND CONTRIBUTIONS PAID DURING THE YEAR

ATTACHMENT 9 (CONT'D)

<u>RECIPIENT NAME AND ADDRESS</u>	<u>RELATIONSHIP TO SUBSTANTIAL CONTRIBUTOR AND FOUNDATION STATUS OF RECIPIENT</u>	<u>PURPOSE OF GRANT OR CONTRIBUTION</u>	<u>AMOUNT</u>
UNITED JEWISH APPEAL 130 EAST 59TH STREET NEW YORK, NY 10022	NONE EXEMPT	LITERARY OR EDUCATIONAL PURPOSES	1,000
WNET 450 WEST 33RD STREET NEW YORK, NY 10001	NONE EXEMPT	LITERARY OR EDUCATIONAL PURPOSES	1,500
BREARLY SCHOOL 610 EAST 83RD STREET NEW YORK, NY 10028	NONE EXEMPT	LITERARY OR EDUCATIONAL PURPOSES	25,000.
THE ANIMAL MEDICAL CENTER 510 EAST 62ND STREET NEW YORK, NY 10065	NONE EXEMPT	EXEMPT ORGANIZATION UNDER IRC SEC 501(C) (3)	500
<u>TOTAL CONTRIBUTIONS PAID</u>			<u>153,000.</u>



IRVING BERLIN CHARITABLE FUND INC
Account Number: A 21258-00-8



05840700130270166623
05940700290010048123

Capital Gain and Loss Schedule

Transactions

Description	Cusip	Units	Date Acquired	Date Sold	Sales Price	Tax Cost Basis	Gain/Loss	Ordinary Income*
Short Term Covered								
SOUTHERN CO	842587107	10.000	03/04/11	03/11/11	382.78	378.50	4.28	
MOTOROLA MOBILITY HOLDINGS INC	620097105	30.000	02/16/11	03/30/11	731.38	888.33	-156.95	
APACHE CORP	037411105	5.000	03/04/11	04/08/11	653.50	610.30	43.20	
EOG RESOURCES INC	26875P101	6.000	03/04/11	04/11/11	680.80	652.01	28.79	
FREEMONT-MCMORAN COPPER & GOLD INC	35671D857	10.000	03/04/11	04/11/11	561.29	515.29	46.00	
CL B								
PFIZER INC	717081103	35.000	03/04/11	04/26/11	705.92	686.93	18.99	
PROCTER & GAMBLE CO	742718109	10.000	03/04/11	04/26/11	639.05	617.60	21.45	
DEVON ENERGY CORP	25179M103	5.000	03/04/11	05/03/11	437.29	452.95	-15.66	
SCHLUMBERGER LTD	806857108	10.000	03/18/11	05/04/11	839.63	859.96	-20.33	
TE CONNECTIVITY LTD	H84989104	5.000	04/14/11	05/05/11	181.64	172.15	9.49	
TYCO INTERNATIONAL LTD	H89128104	10.000	03/04/11	05/05/11	491.89	450.50	41.39	
ABBOTT LABORATORIES	002824100	10.000	03/04/11	05/05/11	526.28	486.60	39.68	
AMAZON COM INC	023135106	3.000	03/04/11	05/05/11	592.54	510.00	82.54	
ANADARKO PETROLEUM CORP	032511107	5.000	01/10/11	05/05/11	370.14	371.16	-1.02	
APPLE INC.	037833100	4.000	Various	05/05/11	1,393.37	1,413.20	-19.83	
BANK OF AMERICA CORP	060505104	30.000	Various	05/05/11	367.49	440.14	-72.65	
CVS CAREMARK CORPORATION	126650100	10.000	03/04/11	05/05/11	366.39	329.20	37.19	
CARDINAL HEALTH INC	14149Y108	10.000	03/04/11	05/05/11	447.89	422.40	25.49	
CENTERPOINT ENERGY INC	15189T107	15.000	03/10/11	05/05/11	278.24	241.14	37.10	
CISCO SYSTEMS INC	17275R102	35.000	03/04/11	05/05/11	611.78	643.48	-31.70	
CONOCOPHILLIPS	20825C104	5.000	03/04/11	05/05/11	358.64	398.70	-40.06	
DENDREON CORP	24823Q107	5.000	01/28/11	05/05/11	191.04	176.03	15.01	
WALT DISNEY CO	254687106	10.000	03/04/11	05/05/11	429.69	433.17	-3.48	

* O indicates Ordinary Income Gain/Loss F indicates Foreign Exchange Gain/Loss on Capital transactions

J.P. Morgan



IRVING BERLIN CHARITABLE FUND INC
Account Number: A 21258-00-8

Capital Gain and Loss Schedule

Transactions

Description	Cusip	Units	Date Acquired	Date Sold	Sales Price	Tax Cost Basis	Gain/Loss	Ordinary Income*
Short Term Covered								
E I DU PONT DE NEMOURS & CO	263534109	10.000	03/04/11	05/05/11	542.58	536.17	6.41	
EOG RESOURCES INC	26875P101	4.000	03/04/11	05/05/11	415.63	434.68	-19.05	
EXXON MOBIL CORP	30231G102	12.000	Various	05/05/11	988.52	981.96	6.56	
EXXON MOBIL CORP	30231G102	3.000	01/26/11	05/05/11	249.38	238.75	10.63	
GENERAL MILLS INC	370334104	5.000	01/10/11	05/05/11	192.69	179.55	13.14	
GOLDMAN SACHS GROUP INC	38141G104	4.000	Various	05/05/11	601.50	648.84	-47.34	
HONEYWELL INTERNATIONAL INC	438516106	10.000	03/04/11	05/05/11	606.68	561.50	45.18	
JOHNSON & JOHNSON	478160104	10.000	04/26/11	05/05/11	652.48	650.68	1.80	
JOHNSON CONTROLS INC	478366107	15.000	03/04/11	05/05/11	596.38	615.51	-19.13	
JUNIPER NETWORKS INC	48203R104	10.000	03/04/11	05/05/11	377.79	437.90	-60.11	
LAM RESEARCH CORP	512807108	5.000	01/25/11	05/05/11	238.84	262.98	-24.14	
MERCK AND CO INC	58933Y105	15.000	04/18/11	05/05/11	547.03	510.42	36.61	
MICROSOFT CORP	594918104	25.000	03/04/11	05/05/11	645.86	649.00	-3.14	
NIKE INC B	654106103	5.000	03/30/11	05/05/11	414.89	384.25	30.64	
NORFOLK SOUTHERN CORP	655844108	10.000	03/04/11	05/05/11	724.38	649.73	74.65	
OCCIDENTAL PETROLEUM CORP	674599105	10.000	03/04/11	05/05/11	1,057.37	1,019.80	37.57	
ORACLE CORP	68389X105	20.000	03/04/11	05/05/11	698.98	650.98	48.00	
PACCAR INC	693718108	10.000	03/04/11	05/05/11	531.18	489.07	42.11	
PEPSICO INC	713448108	5.000	05/04/11	05/05/11	343.89	348.74	-4.85	
PRUDENTIAL FINANCIAL INC	744320102	10.000	03/04/11	05/05/11	629.18	635.10	-5.92	
SANDISK CORP	80004C101	5.000	03/30/11	05/05/11	238.54	226.43	12.11	
SPRINT NEXTEL CORP	852061100	25.000	03/04/11	05/05/11	132.00	107.74	24.26	
3M CO	88579Y101	5.000	02/16/11	05/05/11	477.34	462.93	14.41	

* O indicates Ordinary Income Gain/Loss F indicates Foreign Exchange Gain/Loss on Capital transactions



IRVING BERLIN CHARITABLE FUND INC
Account Number: A 21258-00-8

Capital Gain and Loss Schedule

Transactions

Description	Cusip	Units	Date Acquired	Date Sold	Sales Price	Tax Cost Basis	Gain/Loss	Ordinary Income*
Short Term Covered								
TIME WARNER INC	887317303	15.000	03/04/11	05/05/11	542.08	558.88	-16.80	
NEW								
UNITED TECHNOLOGIES CORP	913017109	5.000	03/04/11	05/05/11	444.94	412.05	32.89	
VERIFONE SYSTEMS, INC.	92342Y109	5.000	04/18/11	05/05/11	249.14	260.74	-11.60	
WELLS FARGO & CO	949746101	20.000	03/07/11	05/05/11	562.98	636.95	-73.97	
XILINX CORP	983919101	10.000	03/16/11	05/05/11	357.19	320.93	36.26	
ANADARKO PETROLEUM CORP	032511107	10.000	01/10/11	05/12/11	735.91	742.31	-6.40	
BANK OF AMERICA CORP	060505104	85.000	Various	06/13/11	917.21	1,162.26	-245.05	
SANDISK CORP	80004C101	5.000	03/30/11	06/14/11	216.27	226.42	-10.15	
LAM RESEARCH CORP	512807108	4.000	01/25/11	07/07/11	177.77	210.38	-32.61	
LAM RESEARCH CORP	512807108	3.000	01/25/11	07/07/11	134.76	157.79	-23.03	
LAM RESEARCH CORP	512807108	1.000	01/25/11	07/08/11	44.17	52.60	-8.43	
LAM RESEARCH CORP	512807108	1.000	01/25/11	07/08/11	44.17	52.60	-8.43	
LAM RESEARCH CORP	512807108	1.000	01/25/11	07/08/11	44.12	52.59	-8.47	
LAM RESEARCH CORP	512807108	8.000	05/04/11	07/25/11	514.13	557.98	-43.85	
PEPSICO INC	713448108	10.000	03/16/11	07/27/11	323.04	320.94	2.10	
XILINX CORP	983919101	3.000	03/16/11	07/27/11	96.58	96.28	.30	
XILINX CORP	983919101	10.000	05/04/11	08/03/11	326.04	366.55	-40.51	
TIME WARNER INC	887317303	10.000	05/04/11	08/03/11	326.04	366.55	-40.51	
NEW								
FIFTH THIRD BANCORP	316773100	75.000	Various	08/09/11	770.22	1,093.62	-323.40	
ADOBE SYSTEMS INC	00724F101	45.000	Various	08/11/11	1,039.04	1,557.17	-518.13	
CONSTELLATION ENERGY GROUP INC	210371100	5.000	04/13/11	08/12/11	178.51	166.52	11.99	
STATE STREET CORP	857477103	1.000	01/14/11	08/12/11	35.87	49.87	-14.00	
STATE STREET CORP	857477103	2.000	01/14/11	08/12/11	70.57	99.74	-29.17	

* O indicates Ordinary Income Gain/Loss F indicates Foreign Exchange Gain/Loss on Capital transactions

J.P.Morgan





IRVING BERLIN CHARITABLE FUND INC
Account Number: A 21258-00-8

Capital Gain and Loss Schedule

Transactions

Description	Cusip	Units	Date Acquired	Date Sold	Sales Price	Tax Cost Basis	Gain/Loss	Ordinary Income*
Short Term Covered								
STATE STREET CORP	857477103	2,000	01/14/11	08/12/11	70.37	99.73	-29.36	
CONSTELLATION ENERGY GROUP INC	210371100	7,000	04/13/11	08/15/11	257.79	233.14	24.65	
CONSTELLATION ENERGY GROUP INC	210371100	5,000	04/13/11	08/16/11	184.59	166.52	18.07	
CONSTELLATION ENERGY GROUP INC	210371100	5,000	04/13/11	08/17/11	187.27	166.53	20.74	
CONSTELLATION ENERGY GROUP INC	210371100	3,000	04/13/11	08/18/11	109.20	99.91	9.29	
FLUOR CORP	343412102	4,000	Various	08/18/11	224.63	295.88	-71.25	
LAM RESEARCH CORP	512807108	7,000	01/27/11	08/18/11	254.72	360.36	-105.64	
3M CO	88579Y101	4,000	03/04/11	08/18/11	311.44	366.16	-54.72	
HOLLYFRONTIER CORPORATION	436106108	6,000	Various	08/19/11	403.86	430.21	-26.35	
LAM RESEARCH CORP	512807108	18,000	Various	08/25/11	658.15	923.69	-265.54	
LENNAR CORP	526057104	15,000	02/22/11	08/25/11	197.23	301.08	-103.85	
PEPSICO INC	713448108	2,000	05/04/11	09/09/11	119.93	139.50	-19.57	
BECTON DICKINSON & CO	075887109	13,000	04/21/11	09/16/11	1,005.37	1,091.74	-86.37	
3M CO	88579Y101	7,000	Various	09/16/11	562.60	638.47	-75.87	
BROADCOM CORP	111320107	10,000	03/23/11	09/20/11	362.88	396.10	-33.22	
CL A								
CAMERON INTERNATIONAL CORPORATION	13342B105	13,000	Various	09/20/11	672.99	748.00	-75.01	
XILINX CORP	983919101	7,000	03/16/11	09/20/11	212.58	224.65	-12.07	
CITIGROUP INC NEW	172967424	7,456	03/04/11	09/21/11	204.25	343.13	-138.87	
CARNIVAL CORPORATION	143653300	13,000	02/22/11	09/22/11	405.36	548.65	-143.29	
FLUOR CORP	343412102	19,000	01/18/11	09/22/11	929.79	1,375.02	-445.23	
GOLDMAN SACHS GROUP INC	88141G104	3,000	03/04/11	09/22/11	277.53	483.39	-205.86	
E I DU PONT DE NEMOURS & CO	263534109	9,000	08/09/11	09/28/11	375.61	404.89	-29.28	
E I DU PONT DE NEMOURS & CO	263534109	6,000	08/09/11	09/29/11	247.71	269.92	-22.21	

* O indicates Ordinary Income Gain/Loss F indicates Foreign Exchange Gain/Loss on Capital transactions

J.P.Morgan



IRVING BERLIN CHARITABLE FUND INC
Account Number: A 21258-00-8



05840700130270166625
05940700290010048125

Capital Gain and Loss Schedule

Transactions

Description	Cusip	Units	Date Acquired	Date Sold	Sales Price	Tax Cost Basis	Gain/Loss	Ordinary Income*
Short Term Covered								
HOLLYFRONTIER CORPORATION	436106108	18.000	07/15/11	09/29/11	450.73	644.18	-193.45	
CONOCOPHILLIPS	20825C104	16.000	08/12/11	10/06/11	1,017.54	1,056.89	-39.35	
ACE LTD NEW	H0023R105	3.000	05/23/11	10/12/11	188.84	204.84	-16.00	
TE CONNECTIVITY LTD	H84989104	5.000	04/14/11	10/12/11	168.04	172.15	-4.11	
AMAZON COM INC	023135106	2.000	06/30/11	10/12/11	481.57	409.11	72.46	
ANADARKO PETROLEUM CORP	032511107	5.000	09/20/11	10/12/11	341.94	380.96	-39.02	
APPLE INC.	037833100	2.000	08/10/11	10/12/11	815.64	734.20	81.44	
AUTOZONE INC	053332102	1.000	08/19/11	10/12/11	328.56	290.30	38.26	
BANK OF AMERICA CORP	060505104	40.000	01/25/11	10/12/11	257.19	541.97	-284.78	
BIODEN IDEC INC	09062X103	2.000	08/16/11	10/12/11	200.93	181.74	19.19	
CBS CORP	124857202	15.000	07/22/11	10/12/11	353.69	443.02	-89.33	
CLASS B W/I								
CAMERON INTERNATIONAL CORPORATION	13342B105	5.000	04/28/11	10/12/11	242.79	264.87	-22.08	
CAPITAL ONE FINANCIAL CORP	14040H105	5.000	Various	10/12/11	219.59	223.48	-3.89	
CARDINAL HEALTH INC	14149Y108	5.000	09/16/11	10/12/11	209.74	215.82	-6.08	
CARNIVAL CORPORATION	143658300	2.000	02/22/11	10/12/11	68.30	84.41	-16.11	
CELGENE CORPORATION	151020104	5.000	03/30/11	10/12/11	330.04	283.91	46.13	
CENTERPOINT ENERGY INC	15189T107	10.000	07/15/11	10/12/11	200.79	193.30	7.49	
CISCO SYSTEMS INC	17275R102	20.000	09/28/11	10/12/11	344.79	325.68	19.11	
COGNIZANT TECHNOLOGY SOLUTIONS CORP	192446102	5.000	08/11/11	10/12/11	357.89	309.78	48.11	
CL A								
DENDREON CORP	24823Q107	15.000	01/28/11	10/12/11	136.49	528.08	-391.59	
EMERSON ELECTRIC CO	291011104	5.000	07/13/11	10/12/11	232.54	283.27	-50.73	
GENERAL ELECTRIC CO	369604103	20.000	09/16/11	10/12/11	328.19	325.32	2.87	

* O indicates Ordinary Income Gain/Loss F indicates Foreign Exchange Gain/Loss on Capital transactions



IRVING BERLIN CHARITABLE FUND INC
Account Number: A 21258-00-8

Capital Gain and Loss Schedule

Transactions

Description	Cusip	Units	Date Acquired	Date Sold	Sales Price	Tax Cost Basis	Gain/Loss	Ordinary Income*
Short Term Covered								
GLOBAL PAYMENTS INC	37940X102	5.000	02/07/11	10/12/11	222.69	244.15	-21.46	
HUMANA INC	444859102	5.000	05/20/11	10/12/11	371.44	399.53	-28.09	
INTERCONTINENTAL EXCHANGE INC	45865Y100	1.000	08/10/11	10/12/11	125.22	112.40	12.82	
JOHNSON & JOHNSON	478160104	5.000	04/26/11	10/12/11	321.59	325.34	-3.75	
JOHNSON CONTROLS INC	478366107	5.000	03/04/11	10/12/11	159.40	205.17	-45.77	
JUNIPER NETWORKS INC	48203R104	5.000	06/14/11	10/12/11	101.99	149.90	-47.91	
KRAFT FOODS INC CLASS A	50075N104	15.000	09/19/11	10/12/11	518.54	521.76	-3.22	
THE ESTEE LAUDER COMPANIES INC	518439104	2.000	09/19/11	10/12/11	191.87	201.45	-9.58	
CL A								
LENNAR CORP	526057104	5.000	09/30/11	10/12/11	76.24	69.04	7.20	
LOWES COMPANIES INC	548661107	10.000	01/28/11	10/12/11	206.35	255.20	-48.85	
MERCK AND CO INC	58933Y105	15.000	05/17/11	10/12/11	487.79	558.87	-71.08	
METLIFE INC	59156R108	15.000	03/03/11	10/12/11	475.94	672.61	-196.67	
MICROSOFT CORP	594918104	19.000	08/11/11	10/12/11	515.64	468.40	47.24	
MONSANTO CO	61166W101	5.000	07/27/11	10/12/11	371.79	370.88	.91	
NIKE INC B	654106103	3.000	03/30/11	10/12/11	276.80	230.55	46.25	
NOVELLUS SYSTEMS INC	670008101	10.000	06/15/11	10/12/11	316.39	340.88	-24.49	
OCCIDENTAL PETROLEUM CORP	674599105	5.000	10/06/11	10/12/11	413.89	394.51	19.38	
PIONEER NATURAL RESOURCES CO	723787107	5.000	08/10/11	10/12/11	352.99	372.07	-19.08	
QUALCOMM INC	747252103	5.000	09/29/11	10/12/11	262.49	254.25	8.24	
ST JUDE MEDICAL INC	790849103	5.000	06/02/11	10/12/11	190.29	247.61	-57.32	
SCHLUMBERGER LTD	806857108	5.000	05/12/11	10/12/11	340.99	418.21	-77.22	
SOUTHWESTERN ENERGY CO	845467109	5.000	08/16/11	10/12/11	184.84	197.29	-12.45	

* O indicates Ordinary Income Gain/Loss F indicates Foreign Exchange Gain/Loss on Capital transactions



IRVING BERLIN CHARITABLE FUND INC
Account Number: A 21258-00-8



05840700130270166626
05940700290010048126

Capital Gain and Loss Schedule

Transactions

Description	Cusip	Units	Date Acquired	Date Sold	Sales Price	Tax Cost Basis	Gain/Loss	Ordinary Income*
Short Term Covered								
SPECTRA ENERGY CORPORATION	847560109	5.000	09/22/11	10/12/11	130.29	121.24	9.05	
W/I								
TARGET CORP	87612E106	5.000	08/09/11	10/12/11	266.14	238.70	27.44	
UNITEDHEALTH GROUP INC	91324P102	5.000	09/16/11	10/12/11	235.14	249.58	-14.44	
VERIFONE SYSTEMS, INC.	92342Y109	5.000	04/18/11	10/12/11	195.19	260.74	-65.55	
WELLS FARGO & CO	949746101	15.000	03/04/11	10/12/11	405.74	476.79	-71.05	
WILLIAMS COMPANIES INC	969457100	15.000	05/05/11	10/12/11	404.54	465.21	-60.67	
MORGAN STANLEY	617448448	25.000	09/22/11	10/17/11	377.62	316.96	60.66	
VERIFONE SYSTEMS, INC.	92342Y109	10.000	04/18/11	10/25/11	400.19	521.48	-121.29	
PUBLIC SERVICE ENTERPRISE GROUP	744573106	26.000	Various	10/28/11	883.49	832.47	51.02	
BROADCOM CORP	111320107	22.000	Various	11/01/11	762.13	826.18	-64.05	
CL A								
NOVELLUS SYSTEMS INC	670008101	10.000	Various	11/01/11	335.76	332.43	3.33	
MONSANTO CO	61166W101	6.000	07/27/11	11/02/11	432.24	445.07	-12.83	
DENDREON CORP	24823Q107	20.000	Various	11/03/11	135.90	692.06	-556.16	
COLGATE PALMOLIVE CO	194162103	7.000	07/11/11	11/09/11	614.47	619.66	-5.19	
TE CONNECTIVITY LTD	H84989104	15.000	04/14/11	12/05/11	481.24	516.45	-35.21	
SPECTRA ENERGY CORPORATION	847560109	46.000	Various	12/12/11	1,339.86	1,154.62	185.24	
W/I								
NOVELLUS SYSTEMS INC	670008101	16.000	Various	12/15/11	658.74	470.85	187.89	
ST JUDE MEDICAL INC	790849103	17.000	06/02/11	12/21/11	569.43	841.89	-272.46	
AT&T INC	00206R102	33.000	Various	12/22/11	970.51	1,021.50	-50.99	
BAKER HUGHES INC	057224107	18.000	11/10/11	12/22/11	887.56	1,029.32	-141.76	
BANK OF AMERICA CORP	060505104	175.000	01/25/11	12/22/11	919.61	2,371.11	-1,451.50	

* O indicates Ordinary Income Gain/Loss F indicates Foreign Exchange Gain/Loss on Capital transactions

J.P. Morgan



IRVING BERLIN CHARITABLE FUND INC
 Account Number: A 21258-00-8

Capital Gain and Loss Schedule

Transactions

Description	Cusip	Units	Date Acquired	Date Sold	Sales Price	Tax Cost Basis	Gain/Loss	Ordinary Income*
Short Term Covered								
CAPITAL ONE FINANCIAL CORP	14040H105	34.000	Various	12/22/11	1,446.33	1,553.92	-107.59	
CITIGROUP INC NEW	172967424	36.000	Various	12/22/11	976.66	1,147.15	-170.49	
EMERSON ELECTRIC CO	291011104	31.000	Various	12/22/11	1,448.29	1,658.47	-210.18	
GENERAL MOTORS CO	37045V100	10.000	03/04/11	12/22/11	205.00	322.50	-117.50	
METLIFE INC	59156R108	32.000	Various	12/22/11	983.02	1,038.12	-55.10	
SCHLUMBERGER LTD	806857108	56.000	05/12/11	12/22/11	3,813.52	4,683.90	-870.38	
Total Short Term Covered					74,241.94	82,410.01	-8,168.07	

* O indicates Ordinary Income Gain/Loss

F indicates Foreign Exchange Gain/Loss on Capital transactions



IRVING BERLIN CHARITABLE FUND INC
Account Number: A 21258-00-8



05840700130270166627
05940700290010048127

Capital Gain and Loss Schedule

Transactions

Description	Cusip	Units	Date Acquired	Date Sold	Sales Price	Tax Cost Basis	Gain/Loss	Ordinary Income*
Short Term Non Covered								
AMERICAN CENTURY EQUITY INCOME FUND (FUND 123)	025076100	1,846.154	06/11/10	01/06/11	13,403.08	12,000.00	1,403.08	
JPM HIGH YIELD FD - SEL	4812C0803	2,654.867	08/11/10	01/06/11	21,849.56	21,000.00	849.56	
TYCO INTERNATIONAL LTD	H89128104	5.000	11/10/10	01/13/11	224.29	194.78	29.51	
ALEXION PHARMACEUTICALS INC	015351109	5.000	09/10/10	01/13/11	423.99	297.85	126.14	
BAKER HUGHES INC	057224107	5.000	12/07/10	01/13/11	290.64	275.91	14.73	
CME GROUP INC	12572Q105	2.000	Various	01/13/11	620.82	597.81	23.01	
CLASS A COMMON STOCK								
CARDINAL HEALTH INC	14149Y108	10.000	07/01/10	01/13/11	403.39	334.75	68.64	
CARNIVAL CORPORATION	143658300	10.000	04/07/10	01/13/11	473.59	388.93	84.66	
CISCO SYSTEMS INC	17275R102	25.000	11/12/10	01/13/11	527.99	503.66	24.33	
CITIGROUP INC	172967101	150.000	Various	01/13/11	756.73	680.50	76.23	
DEVON ENERGY CORP	25179M103	5.000	11/04/10	01/13/11	406.09	349.08	57.01	
DOW CHEMICAL CO	260543103	10.000	11/19/10	01/13/11	357.69	316.09	41.60	
E I DU PONT DE NEMOURS & CO	263534109	15.000	Various	01/13/11	740.83	599.29	141.54	
EXXON MOBIL CORP	30231G102	15.000	Various	01/13/11	1,141.33	1,026.92	114.41	
GENERAL ELECTRIC CO	369604103	15.000	06/24/10	01/13/11	280.64	230.23	50.41	
HONEYWELL INTERNATIONAL INC	438516106	10.000	10/22/10	01/13/11	545.79	469.41	76.38	
JOHNSON CONTROLS INC	478366107	10.000	08/09/10	01/13/11	403.59	301.92	101.67	
KELLOGG CO	487836108	10.000	11/10/10	01/13/11	514.69	486.23	28.46	
MASTERCARD INC - CLASS A	57636Q104	2.000	02/04/10	01/13/11	463.37	460.14	3.23	
METLIFE INC	59156R108	10.000	Various	01/13/11	457.69	434.47	23.22	
OCCIDENTAL PETROLEUM CORP	674599105	5.000	08/11/10	01/13/11	480.79	382.51	98.28	
ORACLE CORP	68389X105	25.000	12/07/10	01/13/11	780.48	728.98	51.50	

* O indicates Ordinary Income Gain/Loss F indicates Foreign Exchange Gain/Loss on Capital transactions

J.P.Morgan



IRVING BERLIN CHARITABLE FUND INC
 Account Number: A 21258-00-8

Capital Gain and Loss Schedule

Transactions

Description	Cusip	Units	Date Acquired	Date Sold	Sales Price	Tax Cost Basis	Gain/Loss	Ordinary Income*
Short Term Non Covered								
PFIZER INC	717081103	25.000	11/02/10	01/13/11	455.24	435.61	19.63	
SOUTHERN CO	842587107	10.000	07/02/10	01/13/11	379.99	335.54	44.45	
SPRINT NEXTEL CORP	852061100	50.000	08/11/10	01/13/11	218.49	227.50	-9.01	
3M CO	88579Y101	5.000	11/12/10	01/13/11	441.59	431.81	9.78	
TIME WARNER INC	887317303	25.000	12/17/10	01/13/11	840.23	787.37	52.86	
NEW								
TD AMERITRADE HOLDING CORPORATION	87236Y108	15.000	02/04/10	01/25/11	300.77	255.66	45.11	
T ROWE PRICE INTERNATIONAL FUNDS INC	77956H500	80.343	04/26/10	02/07/11	1,500.00	1,393.95	106.05	
NEW ASIA FUND								
JPM EQUITY INCOME FD - SEL	4812C0498	776.197	06/11/10	03/04/11	7,210.87	6,000.00	1,210.87	
NOVELLUS SYSTEMS INC	670008101	15.000	03/25/10	03/16/11	523.62	381.97	141.65	
NOVELLUS SYSTEMS INC	670008101	45.000	03/25/10	03/23/11	1,591.85	1,145.89	445.96	
ALEXION PHARMACEUTICALS INC	015351109	5.000	08/11/10	04/01/11	491.84	272.85	218.99	
WELLPOINT INC	94973V107	10.000	08/09/10	04/08/11	686.52	554.22	132.30	
NATIONAL-OILWELL VARCO INC	637071101	15.000	11/23/10	04/13/11	1,125.29	910.05	215.24	
ALEXION PHARMACEUTICALS INC	015351109	10.000	08/11/10	04/14/11	1,006.90	545.70	461.20	
EATON VANCE MUT FDS TR	277911491	2,511.416	09/22/10	05/04/11	22,853.89	21,987.46	866.43	
FLT RT CL I								
DEVON ENERGY CORP	25179M103	5.000	05/12/10	05/03/11	437.28	348.87	88.41	
INVESCO LTD	G491BT108	5.000	07/23/10	05/05/11	121.24	97.78	23.46	
AMERICAN EXPRESS CO	025816109	5.000	11/02/10	05/05/11	248.34	211.78	36.56	
BAIDU INC	056752108	3.000	09/21/10	05/05/11	420.32	276.15	144.17	
SPONS ADR								
CAMPBELL SOUP COMPANY	134429109	5.000	09/28/10	05/05/11	166.99	182.28	-15.29	

* O indicates Ordinary Income Gain/Loss F indicates Foreign Exchange Gain/Loss on Capital transactions



IRVING BERLIN CHARITABLE FUND INC
Account Number: A 21258-00-8



05840700130270166628
05940700290010048128

Capital Gain and Loss Schedule

Transactions

Description	Cusip	Units	Date Acquired	Date Sold	Sales Price	Tax Cost Basis	Gain/Loss	Ordinary Income*
Short Term Non Covered								
COGNIZANT TECHNOLOGY SOLUTIONS CORP	192446102	5.000	05/13/10	05/05/11	386.54	263.65	122.89	
CL A								
COLGATE PALMOLIVE CO	194162103	5.000	09/21/10	05/05/11	426.14	392.86	33.28	
DEVON ENERGY CORP	25179M103	5.000	10/14/10	05/05/11	416.54	338.51	78.03	
DOW CHEMICAL CO	260543103	5.000	11/19/10	05/05/11	198.19	158.04	40.15	
E M C CORP MASS	268648102	10.000	10/19/10	05/05/11	270.99	210.50	60.49	
EXON MOBIL CORP	30231G102	12.000	11/02/10	05/05/11	997.50	816.38	181.12	
GENERAL MOTORS CO	37045V100	10.000	11/18/10	05/05/11	321.29	355.78	-34.49	
PFIZER INC	717081103	15.000	06/09/10	05/05/11	306.44	217.95	88.49	
SPDR S&P 500 ETF TRUST	78462F103	75.000	Various	05/05/11	10,076.05	8,137.22	1,938.83	
UNITEDHEALTH GROUP INC	91324P102	5.000	12/01/10	05/05/11	248.94	187.84	61.10	
APACHE CORP	037411105	2.000	07/23/10	05/12/11	246.48	183.53	62.95	
BAKER HUGHES INC	057224107	15.000	Various	05/12/11	1,044.20	797.44	246.76	
EXON MOBIL CORP	30231G102	28.000	Various	05/12/11	2,245.97	1,872.83	373.14	
DOW CHEMICAL CO	260543103	25.000	11/19/10	05/17/11	918.00	790.23	127.77	
DOW CHEMICAL CO	260543103	45.000	07/14/10	05/18/11	1,656.87	1,209.82	447.05	
SANDISK CORP	80004C101	20.000	11/23/10	06/14/11	865.10	860.47	4.63	
CITRIX SYSTEMS INC	177376100	15.000	12/14/10	07/11/11	1,186.41	1,030.39	156.02	
DEVON ENERGY CORP	25179M103	10.000	08/11/10	07/15/11	791.34	643.79	147.55	
BAKER HUGHES INC	057224107	7.000	11/23/10	08/03/11	500.98	343.87	157.11	
CME GROUP INC	12572Q105	1.000	08/18/10	08/10/11	251.10	248.12	2.98	
CLASS A COMMON STOCK								
STATE STREET CORP	857477103	2.000	10/14/10	08/12/11	69.62	79.33	-9.71	
STATE STREET CORP	857477103	23.000	10/14/10	08/15/11	802.18	912.35	-110.17	

* O indicates Ordinary Income Gain/Loss F indicates Foreign Exchange Gain/Loss on Capital transactions

J.P. Morgan



IRVING BERLIN CHARITABLE FUND INC
Account Number: A 21258-00-8

Capital Gain and Loss Schedule

Transactions

Description	Cusip	Units	Date Acquired	Date Sold	Sales Price	Tax Cost Basis	Gain/Loss	Ordinary Income*
Short Term Non Covered								
BAKER HUGHES INC	057224107	18.000	11/23/10	08/25/11	976.12	884.23	91.89	
LENNAR CORP	526057104	25.000	11/04/10	08/25/11	328.72	387.23	-58.51	
3M CO	88579Y101	15.000	11/12/10	09/16/11	1,205.58	1,295.43	-89.85	
XLINX CORP	983919101	4.000	12/22/10	09/20/11	121.48	114.41	7.07	
EDGEWOOD GROWTH FUND	0075W0759	262.009	01/06/11	10/12/11	3,000.00	3,018.34	-18.34	
JPM LARGE CAP GROWTH FD - SEL	4812C0530	142.113	01/06/11	10/12/11	3,000.00	2,997.16	2.84	
T. ROWE PRICE INSTL INCOME FDS FLTG	77958B105	614.754	05/04/11	10/12/11	6,000.00	6,399.59	-399.59	
RATE FD F								
TYCO INTERNATIONAL LTD	H89128104	5.000	11/10/10	10/12/11	222.54	194.78	27.76	
ISHARES MSCI EAFE INDEX FUND	464287465	120.000	02/04/11	10/12/11	6,170.28	7,265.83	-1,095.55	
RS INTERNATIONAL GROWTH FUND	74972H424	376.176	05/04/11	10/12/11	6,000.00	7,139.82	-1,139.82	
SEMPRA ENERGY	816851109	5.000	12/30/10	10/12/11	257.79	261.96	-4.17	
VANGUARD MSCI EMERGING MARKETS ETF	922042858	150.000	01/13/11	10/12/11	5,930.56	7,275.95	-1,345.39	
XLINX CORP	983919101	5.000	12/22/10	10/12/11	147.69	143.01	4.68	
ISHARES MSCI EAFE INDEX FUND	464287465	330.000	02/04/11	12/06/11	16,876.90	19,981.04	-3,104.14	
VANGUARD MSCI EMERGING MARKETS ETF	922042858	150.000	01/13/11	12/06/11	6,085.55	7,275.94	-1,190.39	
SEMPRA ENERGY	816851109	15.000	12/30/10	12/12/11	784.22	785.86	-1.64	
Total Short Term Non Covered					167,902.62	164,313.38	3,589.24	

* O indicates Ordinary Income Gain/Loss F indicates Foreign Exchange Gain/Loss on Capital transactions



IRVING BERLIN CHARITABLE FUND INC
Account Number: A 21258-00-8



05840700130270166629
05940700290010048129

Capital Gain and Loss Schedule

Transactions

Description	Cusip	Units	Date Acquired	Date Sold	Sales Price	Tax Cost Basis	Gain/Loss	Ordinary Income*
Long Term Non Covered								
PHILIP MORRIS INTERNATIONAL	718172109	10,000	12/01/05	01/05/11	587.63	383.26	204.37	
PARKER-HANNIFIN CORP	701094104	10,000	07/08/09	01/10/11	867.60	398.19	469.41	
PHILIP MORRIS INTERNATIONAL	718172109	25,000	02/27/09	01/10/11	1,404.50	848.66	555.84	
ABBOTT LABORATORIES	002824100	15,000	11/08/06	01/13/11	710.98	710.95	.03	
ADVANCED AUTO PARTS INC	00751Y106	5,000	08/13/09	01/13/11	314.94	216.64	98.30	
APPLE INC.	037833100	3,000	01/08/08	01/13/11	1,038.58	545.10	493.48	
CVS/CAREMARK CORPORATION	126650100	10,000	10/11/05	01/13/11	344.99	254.17	90.82	
CELGENE CORPORATION	151020104	5,000	12/17/07	01/13/11	287.49	249.33	38.16	
CONOCOPHILLIPS	20825C104	10,000	10/05/09	01/13/11	678.78	475.94	202.84	
FREEMONT-MCMORAN COPPER & GOLD INC	35671D857	5,000	04/15/09	01/13/11	605.03	222.71	382.32	
CL B								
GOLDMAN SACHS GROUP INC	38141G104	4,000	10/14/08	01/13/11	684.54	483.93	200.61	
INTERNATIONAL BUSINESS MACHINES CORP	459200101	5,000	09/17/96	01/13/11	744.13	153.24	590.89	
JOHNSON CONTROLS INC	478366107	15,000	12/16/98	01/13/11	605.39	139.21	466.18	
JUNIPER NETWORKS INC	48203R104	15,000	09/09/09	01/13/11	577.34	391.78	185.56	
MERCK AND CO INC	58933Y105	30,000	09/14/09	01/13/11	1,046.08	982.27	63.81	
MICROSOFT CORP	594918104	50,000	10/15/98	01/13/11	1,408.97	1,284.68	124.29	
MORGAN STANLEY	617446448	10,000	04/29/09	01/13/11	283.79	221.87	61.92	
NIKE INC B	654106103	5,000	10/08/08	01/13/11	414.79	280.95	133.84	
NORFOLK SOUTHERN CORP	655844108	15,000	10/27/05	01/13/11	984.73	593.09	391.64	
OCCIDENTAL PETROLEUM CORP	674599105	5,000	04/30/09	01/13/11	480.79	290.85	189.94	
PACCAR INC	693718108	10,000	01/05/10	01/13/11	561.79	371.38	190.41	
PFIZER INC	717081103	25,000	09/14/09	01/13/11	455.24	408.25	46.99	
PROCTER & GAMBLE CO	742718109	15,000	02/29/96	01/13/11	979.63	304.39	675.24	

* O indicates Ordinary Income Gain/Loss F indicates Foreign Exchange Gain/Loss on Capital transactions



IRVING BERLIN CHARITABLE FUND INC
Account Number: A 21258-00-8

Capital Gain and Loss Schedule

Transactions

Description	Cusip	Units	Date Acquired	Date Sold	Sales Price	Tax Cost Basis	Gain/Loss	Ordinary Income*
Long Term Non Covered								
PRUDENTIAL FINANCIAL INC	744320102	10,000	12/11/09	01/13/11	609.68	486.69	122.99	
QUALCOMM INC	747525103	15,000	04/12/02	01/13/11	779.08	258.35	520.73	
STAPLES INC	855030102	15,000	Various	01/13/11	351.14	345.38	5.76	
STARWOOD HOTELS & RESORTS	85590A401	5,000	05/06/09	01/13/11	305.94	104.76	201.18	
UNITED TECHNOLOGIES CORP	913017109	10,000	08/15/02	01/13/11	792.88	300.82	492.06	
VERIZON COMMUNICATIONS INC	92343V104	15,000	07/09/97	01/13/11	534.89	511.29	23.60	
WELLS FARGO & CO	949746101	25,000	Various	01/13/11	795.48	670.35	125.13	
YUM BRANDS INC	988498101	10,000	Various	01/13/11	491.79	360.95	130.84	
MICROSOFT CORP	594918104	10,000	10/15/98	01/25/11	282.19	256.93	25.26	
QUALCOMM INC	747525103	10,000	04/12/02	01/25/11	511.53	172.23	339.30	
TD AMERITRADE HOLDING CORPORATION	87236Y108	5,000	04/18/07	01/25/11	100.25	78.31	21.94	
APACHE CORP	037411105	10,000	01/04/08	01/27/11	1,172.17	1,098.00	74.17	
MERCK AND CO INC	58933Y105	10,000	09/14/09	01/27/11	332.73	327.42	5.31	
QUALCOMM INC	747525103	5,000	04/12/02	01/27/11	272.67	86.12	186.55	
ABBOTT LABORATORIES	002824100	10,000	11/08/06	01/28/11	455.89	473.96	-18.07	
CELGENE CORPORATION	151020104	5,000	12/17/07	01/28/11	261.99	249.32	12.67	
STARWOOD HOTELS & RESORTS	85590A401	15,000	05/06/09	01/28/11	879.27	314.26	565.01	
INTERNATIONAL BUSINESS MACHINES CORP	459200101	5,000	09/17/96	02/03/11	815.85	153.24	662.61	
MATTHEWS PACIFIC TIGER FD	577130107	1,016.350	Various	02/07/11	23,000.00	19,823.45	3,176.55	
CELGENE CORPORATION	151020104	7,000	12/17/07	02/11/11	363.36	349.06	14.30	
CISCO SYSTEMS INC	17275R102	75,000	05/14/96	02/11/11	1,408.38	460.42	947.96	
INTERNATIONAL BUSINESS MACHINES CORP	459200101	17,000	09/17/96	02/16/11	2,776.70	521.00	2,255.70	
SYSCO CORP	871829107	40,000	05/02/08	02/22/11	1,135.63	1,267.24	-131.61	
JPM EQUITY INCOME FD - SEL	481200498	2,287.138	02/20/09	03/04/11	21,247.51	13,173.91	8,073.60	

* O indicates Ordinary Income Gain/Loss F indicates Foreign Exchange Gain/Loss on Capital transactions

J.P.Morgan



IRVING BERLIN CHARITABLE FUND INC
Account Number: A 21258-00-8

Capital Gain and Loss Schedule

Transactions

Description	Cusip	Units	Date Acquired	Date Sold	Sales Price	Tax Cost Basis	Gain/Loss	Ordinary Income*
Long Term Non Covered								
JUNIPER NETWORKS INC	48203R104	10.000	03/23/09	03/03/11	435.27	162.27	273.00	
MORGAN STANLEY	617446448	20.000	Various	03/07/11	565.90	421.58	144.32	
SOUTHERN CO	842587107	50.000	05/14/09	03/11/11	1,913.93	1,426.62	487.31	
QUALCOMM INC	747525103	5.000	04/12/02	03/16/11	255.23	86.11	169.12	
APACHE CORP	037411105	4.000	01/04/08	04/11/11	511.14	439.20	71.94	
FREEMONT-MCMORAN COPPER & GOLD INC	35671D857	8.000	04/15/09	04/13/11	426.21	178.17	248.04	
CL B								
GOOGLE INC	38259P508	4.000	12/04/08	04/18/11	2,098.01	1,121.16	976.85	
CL A								
PFIZER INC	717081103	35.000	09/14/09	04/26/11	705.92	571.55	134.37	
PROCTER & GAMBLE CO	742718109	10.000	02/29/96	04/26/11	639.05	202.92	436.13	
DODGE & COX INTERNATIONAL STOCK	256206103	661.881	Various	05/04/11	25,244.14	26,899.33	-1,655.19	
JPM US LRGE CAP CORE PLUS FD - SEL	4812A2389	601.852	04/16/07	05/05/11	13,000.00	12,079.17	920.83	
MANNING & NAPIER FUND INC	563821602	641.975	05/06/08	05/05/11	13,000.00	12,069.13	930.87	
EQUITY SERIES								
NUVEEN NWQ VALUE OPPORTUNITIES FUND	67064Y636	415.973	05/05/09	05/05/11	15,000.00	9,688.01	5,311.99	
MARVELL TECHNOLOGY GROUP LTD	G5876H105	10.000	03/24/10	05/05/11	145.29	209.89	-64.60	
ACE LTD NEW	H0023R105	5.000	11/19/08	05/05/11	335.99	210.99	125.00	
AT&T INC	00206R102	10.000	12/03/07	05/05/11	313.19	383.43	-70.24	
APACHE CORP	037411105	3.000	Various	05/05/11	367.73	312.68	55.05	
BB & T CORP	054937107	10.000	03/13/09	05/05/11	267.39	170.28	97.11	
BIOGEN IDEC INC	09062X103	5.000	03/19/10	05/05/11	479.29	299.87	179.42	
COACH INC	189754104	5.000	11/17/09	05/05/11	296.44	172.87	123.57	

* O indicates Ordinary Income Gain/Loss F indicates Foreign Exchange Gain/Loss on Capital transactions



IRVING BERLIN CHARITABLE FUND INC
Account Number: A 21258-00-8

Capital Gain and Loss Schedule

Transactions

Description	Cusip	Units	Date Acquired	Date Sold	Sales Price	Tax Cost Basis	Gain/Loss	Ordinary Income*
Long Term Non Covered								
COMCAST CORP	20030N101	5.000	12/07/09	05/05/11	128.14	84.61	43.53	
CL A								
EOG RESOURCES INC	28875P101	1.000	03/18/10	05/05/11	103.91	93.43	10.48	
FREEMONT-MCMORAN COPPER & GOLD INC	35671D857	10.000	04/15/09	05/05/11	500.09	222.71	277.38	
CL B								
MASTERCARD INC - CLASS A	57636Q104	1.000	05/05/09	05/05/11	275.51	182.81	92.70	
MICROSOFT CORP	594918104	10.000	Various	05/05/11	258.35	250.57	7.78	
MORGAN STANLEY	617446448	10.000	09/18/08	05/05/11	251.19	177.56	73.63	
OCCIDENTAL PETROLEUM CORP	674599105	5.000	01/12/07	05/05/11	528.69	221.73	306.96	
PFIZER INC	717081103	10.000	09/14/09	05/05/11	204.30	163.30	41.00	
PROCTER & GAMBLE CO	742718109	5.000	02/29/96	05/05/11	330.69	101.46	229.23	
QUALCOMM INC	747525103	5.000	04/12/02	05/05/11	282.44	86.11	196.33	
SPRINT NEXTEL CORP	852061100	25.000	07/29/09	05/05/11	131.99	102.25	29.74	
VERIZON COMMUNICATIONS INC	92343V104	10.000	07/09/97	05/05/11	371.59	340.86	30.73	
YUM BRANDS INC	988498101	5.000	07/18/08	05/05/11	268.09	175.54	92.55	
APACHE CORP	037411105	3.000	04/30/10	05/12/11	369.73	304.32	65.41	
EXXON MOBIL CORP	30231G102	2.000	09/17/96	05/12/11	160.42	42.52	117.90	
STAPLES INC	855030102	40.000	07/18/08	05/23/11	666.38	910.31	-243.93	
CISCO SYSTEMS INC	17275R102	90.000	05/14/96	05/25/11	1,452.19	552.50	899.69	
CITIGROUP INC NEW	172967424	0.500	00/00/00	05/06/11	20.12	.00	20.12	
ABBOTT LABORATORIES	002824100	19.000	11/08/06	05/27/11	977.60	900.53	77.07	
MARVELL TECHNOLOGY GROUP LTD	G5876H105	65.000	Various	06/14/11	928.66	1,316.97	-388.31	
ADVANCED AUTO PARTS INC	00751Y106	25.000	10/07/08	06/14/11	1,431.08	751.93	679.15	

* O indicates Ordinary Income Gain/Loss F indicates Foreign Exchange Gain/Loss on Capital transactions



IRVING BERLIN CHARITABLE FUND INC
Account Number: A 21258-00-8



05840700130270166631
05940700290010048131

Capital Gain and Loss Schedule

Transactions

Description	Cusip	Units	Date Acquired	Date Sold	Sales Price	Tax Cost Basis	Gain/Loss	Ordinary Income*
Long Term Non Covered								
QWEST COMMUNICATIONS INTERNATIONAL INC	749121109		00/00/00	07/13/11	30.63	.00	30.63	
REPRESENTS PRO RATA SHARE OF THE NET SETTLEMENT FROM THE QWEST COMMUNICATIONS INTERNATIONAL CLASS								
GENERAL ELECTRIC CO	369604103	95.000	06/24/10	07/12/11	1,766.85	1,458.11	308.74	
DEVON ENERGY CORP	25179M103	2.000	05/27/10	07/15/11	158.27	125.41	32.86	
EOG RESOURCES INC	26875P101	12.000	Various	07/15/11	1,212.31	1,043.94	168.37	
ABBOTT LABORATORIES	002824100	7.000	11/08/06	07/21/11	369.31	331.78	37.53	
QUALCOMM INC	747525103	9.000	04/12/02	07/21/11	508.31	155.01	353.30	
ABBOTT LABORATORIES	002824100	9.000	11/08/06	07/27/11	466.55	426.57	39.98	
HONEYWELL INTERNATIONAL INC	438516106	7.000	12/15/09	07/27/11	378.61	288.19	90.42	
PFIZER INC	717081103	31.000	Various	07/27/11	602.01	444.27	157.74	
FREEMONT-MCMORAN COPPER & GOLD INC	35671D857	8.000	04/15/09	08/03/11	401.29	178.17	223.12	
CL B								
MANNING & NAPIER FUND INC	563821602	687.812	05/06/08	08/05/11	12,181.15	12,930.87	-749.72	
EQUITY SERIES								
MASTERCARD INC - CLASS A	57636Q104	1.000	05/05/09	08/03/11	335.34	182.81	152.53	
TIME WARNER INC	887317303	17.000	Various	08/03/11	554.26	533.46	20.80	
NEW								
SPDR GOLD TRUST	78463V107	50.000	00/00/00	08/10/11	2.52	.00	2.52	
COST BASIS ALLOC. RATE 0.000292563								
STAPLES INC	855030102	70.000	Various	08/09/11	887.74	1,304.35	-416.61	
APACHE CORP	037411105	7.000	07/23/10	08/10/11	695.05	642.36	52.69	

* O indicates Ordinary Income Gain/Loss F indicates Foreign Exchange Gain/Loss on Capital transactions

J.P. Morgan



IRVING BERLIN CHARITABLE FUND INC
Account Number: A 21258-00-8

Capital Gain and Loss Schedule

Transactions

Description	Cusip	Units	Date Acquired	Date Sold	Sales Price	Tax Cost Basis	Gain/Loss	Ordinary Income*
Long Term Non Covered								
CME GROUP INC	12572Q105	4.000	02/08/10	08/10/11	1,004.40	1,132.29	-127.89	
CLASS A COMMON STOCK								
WALT DISNEY CO	254687106	42.000	Various	08/10/11	1,296.24	911.24	385.00	
WALT DISNEY CO	254687106	9.000	02/17/09	08/12/11	298.19	161.91	136.28	
APACHE CORP	037411105	11.000	Various	08/16/11	1,144.54	735.58	408.96	
BB & T CORP	054937107	15.000	Various	08/16/11	313.69	248.25	65.44	
BB & T CORP	054937107	20.000	03/02/09	08/16/11	414.84	311.92	102.92	
WALT DISNEY CO	254687106	34.000	Various	08/16/11	1,133.79	604.87	528.92	
SPDR GOLD TRUST	78463V107	50.000	00/00/00	09/09/11	2.82	.00	2.82	
COST BASIS ALLOC. RATE 0.000312966								
PEPSICO INC	713448108	8.000	10/15/08	09/09/11	479.72	432.13	47.59	
PEPSICO INC	713448108	32.000	Various	09/19/11	1,938.78	1,712.52	226.26	
FREEMONT-MCMORAN COPPER & GOLD INC	35671D857	19.000	04/15/09	09/20/11	752.07	423.14	328.93	
CL B								
CITIGROUP INC NEW	172967424	17.544	Various	09/21/11	480.63	749.33	-268.70	
CITIGROUP INC NEW	172967424	12.000	Various	09/22/11	287.10	490.61	-203.51	
GOLDMAN SACHS GROUP INC	38141G104	1.000	10/14/08	09/22/11	92.51	120.98	-28.47	
BANK OF AMERICA CORP	060505104		00/00/00	10/03/11	14.48	.00	14.48	
REPRESENTS PRO RATA SHARE OF THE NET SETTLEMENT FROM THE BANK OF AMERICA CORP CLASS ACTION. DUE A21258008 IRVING BERLIN CVS CAREMARK CORPORATION								
	126650100	21.000	10/11/05	09/28/11	722.33	533.76	188.57	

* O indicates Ordinary Income Gain/Loss F indicates Foreign Exchange Gain/Loss on Capital transactions



IRVING BERLIN CHARITABLE FUND INC
Account Number: A 21258-00-8



0584070013027016632
05940700290010048132

Capital Gain and Loss Schedule

Transactions

Description	Cusip	Units	Date Acquired	Date Sold	Sales Price	Tax Cost Basis	Gain/Loss	Ordinary Income*
Long Term Non Covered								
FREPORT-MCMORAN COPPER & GOLD INC	35671D857	9.000	04/15/09	09/28/11	295.81	200.44	95.37	
CL B								
BAIDU INC	056752108	3.000	09/21/10	09/29/11	327.42	276.15	51.27	
SPONS ADR								
E I DU PONT DE NEMOURS & CO	263534109	7.000	05/12/10	09/29/11	289.00	270.98	18.02	
FREPORT-MCMORAN COPPER & GOLD INC	35671D857	10.000	04/15/09	09/29/11	314.90	222.71	92.19	
CL B								
SPRINT NEXTEL CORP	852061100	75.000	07/29/09	09/29/11	235.90	306.75	-70.85	
COACH INC	189754104	14.000	Various	09/30/11	721.67	473.37	248.30	
MBNA CORP	55262L100		00/00/00	10/07/11	53.68	.00	53.68	
REPRESENTS PRO RATA SHARE OF THE NET SETTLEMENT FROM THE MBNA CORP CLASS ACTION, DJE A21258008 IRVING BERLIN CHARITABLE FUND INC FUTURE								
COACH INC	189754104	16.000	10/07/09	10/05/11	840.57	534.23	306.34	
MASTERCARD INC - CLASS A	57636Q104	1.000	05/05/09	10/05/11	307.01	182.81	124.20	
ARTISAN INTL VALUE FUND - INV	04314H881	239.712	09/22/09	10/12/11	6,000.00	5,539.74	460.26	
JPM US LRGE CAP CORE PLUS FD - SEL	4812A2389	412.159	Various	10/12/11	8,000.00	7,910.53	89.47	
SPDR GOLD TRUST	78463V107	50.000	00/00/00	10/13/11	3.17	.00	3.17	
COST BASIS ALLOC. RATE 0.000393229								
INVESCO LTD	G491BT108	15.000	07/23/10	10/12/11	268.49	293.35	-24.86	
AT&T INC	00206R102	15.000	Various	10/12/11	434.54	574.33	-139.79	
ABBOTT LABORATORIES	002824100	2.000	11/08/06	10/12/11	105.59	94.79	10.80	
APPLE INC.	037833100	1.000	01/08/08	10/12/11	407.82	181.70	226.12	

* O indicates Ordinary Income Gain/Loss F indicates Foreign Exchange Gain/Loss on Capital transactions

J.P. Morgan



IRVING BERLIN CHARITABLE FUND INC
Account Number: A 21258-00-8

Capital Gain and Loss Schedule

Transactions

Description	CUSIP	Units	Date Acquired	Date Sold	Sales Price	Tax Cost Basis	Gain/Loss	Ordinary Income*
Long Term Non Covered								
CVS CAREMARK CORPORATION	126650100	5.000	10/11/05	10/12/11	172.94	127.09	45.85	
CAMPBELL SOUP COMPANY	134429109	10.000	09/28/10	10/12/11	333.89	364.57	-30.68	
CARNIVAL CORPORATION	143658300	8.000	01/14/10	10/12/11	273.19	277.52	-4.33	
CITIGROUP INC NEW	172967424	10.000	Various	10/12/11	291.99	403.64	-111.65	
CONOCOPHILLIPS	20825C104	5.000	10/05/09	10/12/11	340.04	237.97	102.07	
DEVON ENERGY CORP	25179M103	5.000	05/27/10	10/12/11	302.29	313.52	-11.23	
E I DU PONT DE NEMOURS & CO	263534109	10.000	05/12/10	10/12/11	439.99	387.11	52.88	
EXXON MOBIL CORP	30231G102	5.000	09/17/96	10/12/11	385.59	106.30	279.29	
HONEYWELL INTERNATIONAL INC	438516106	5.000	Various	10/12/11	242.94	205.21	37.73	
JOHNSON CONTROLS INC	478366107	10.000	12/16/98	10/12/11	318.79	92.81	225.98	
LOWES COMPANIES INC	548661107	15.000	02/19/10	10/12/11	309.52	345.78	-36.26	
MICROSOFT CORP	594918104	6.000	03/24/04	10/12/11	162.84	146.52	16.32	
NEXTERA ENERGY INC	65339F101	5.000	04/22/10	10/12/11	273.89	254.12	19.77	
NORFOLK SOUTHERN CORP	655844108	10.000	10/27/05	10/12/11	678.68	395.40	283.28	
ORACLE CORP	68389X105	10.000	09/10/10	10/12/11	314.19	248.54	65.65	
PACCAR INC	693718108	5.000	01/05/10	10/12/11	193.64	185.69	7.95	
PFIZER INC	717081103	5.000	02/18/09	10/12/11	94.39	71.18	23.21	
PROCTER & GAMBLE CO	742718109	6.000	02/29/96	10/12/11	389.39	121.75	267.64	
SPRINT NEXTEL CORP	852061100	40.000	07/29/09	10/12/11	98.59	163.60	-65.01	
TD AMERITRADE HOLDING CORPORATION	87236Y108	5.000	04/18/07	10/12/11	80.04	78.31	1.73	
TIME WARNER INC	887317303	35.000	Various	10/12/11	1,155.32	1,089.39	65.93	
NEW								
US BANCORP DEL	902973304	5.000	12/20/07	10/12/11	123.54	158.03	-34.49	
UNITED TECHNOLOGIES CORP	913017109	5.000	08/15/02	10/12/11	371.04	150.41	220.63	

* O indicates Ordinary Income Gain/Loss F indicates Foreign Exchange Gain/Loss on Capital transactions

J.P.Morgan



IRVING BERLIN CHARITABLE FUND INC
Account Number: A 21258-00-8

Capital Gain and Loss Schedule

Transactions

Description	Cusip	Units	Date Acquired	Date Sold	Sales Price	Tax Cost Basis	Gain/Loss	Ordinary Income*
Long Term Non Covered								
VERIZON COMMUNICATIONS INC	92343V104	5.000	Various	10/12/11	182.34	167.62	14.72	
YUM BRANDS INC	988498101	5.000	07/18/08	10/12/11	261.39	175.54	85.85	
EOG RESOURCES INC	26875P101	6.000	07/01/09	10/14/11	495.84	406.07	89.77	
MORGAN STANLEY	617446448	35.000	09/18/08	10/17/11	528.66	621.46	-92.80	
NEXTERA ENERGY INC	65339F101	25.000	Various	10/14/11	1,367.60	1,246.04	121.56	
SPRINT NEXTEL CORP	852061100	100.000	07/29/09	10/20/11	272.26	409.00	-136.74	
SPRINT NEXTEL CORP	852061100	60.000	07/29/09	10/21/11	163.20	245.40	-82.20	
VERIZON COMMUNICATIONS INC	92343V104	26.000	07/14/05	10/28/11	975.25	813.09	162.16	
CVS CAREMARK CORPORATION	126650100	24.000	10/11/05	10/31/11	873.82	610.01	263.81	
E I DU PONT DE NEMOURS & CC	263534109	11.000	05/12/10	11/08/11	539.57	425.82	113.75	
NORFOLK SOUTHERN CORP	655844108	17.000	10/27/05	11/08/11	1,246.57	672.17	574.40	
SPDR GOLD TRUST	78463V107	50.000	00/00/00	11/14/11	2.64	.00	2.64	
COST BASIS ALLOC. RATE 0.00030557								
COLGATE PALMOLIVE CO	194162103	3.000	09/21/10	11/09/11	263.35	235.71	27.64	
KELLOGG CO	487836108	15.000	11/10/10	11/28/11	729.18	729.34	-.16	
AMERICAN EXPRESS CO	025816109	20.000	11/02/10	12/05/11	982.38	847.12	135.26	
SPDR GOLD TRUST	78463V107	50.000	00/00/00	12/09/11	2.63	.00	2.63	
COST BASIS ALLOC. RATE 0.000316820								
VANGUARD MSCI EMERGING MARKETS ETF	922042858	325.000	09/22/10	12/06/11	13,185.35	14,457.56	-1,272.21	
SCHERING-PLOUGH CORP	806605101		00/00/00	12/21/11	258.84	.00	258.84	
REPRESENTS PRO RATA SHARE OF THE NET SETTLEMENT FROM THE SCHERING-PLOUGH CORP CLASS ACTION. DUE A21258008 IRVING BERLIN								

* O indicates Ordinary Income Gain/Loss F indicates Foreign Exchange Gain/Loss on Capital transactions



IRVING BERLIN CHARITABLE FUND INC
 Account Number: A 21258-00-8

Capital Gain and Loss Schedule

Transactions

Description	Cusip	Units	Date Acquired	Date Sold	Sales Price	Tax Cost Basis	Gain/Loss	Ordinary Income*
Long Term Non Covered								
AT&T INC	00206R102	40.000	12/05/07	12/22/11	1,176.37	1,530.44	-354.07	
CITIGROUP INC NEW	172967424	37.000	Various	12/22/11	1,003.79	1,480.80	-477.01	
GENERAL MOTORS CO	37045V100	40.000	Various	12/22/11	819.98	1,392.18	-572.20	
METLIFE INC	59156R108	45.000	Various	12/22/11	1,382.37	1,430.46	-48.09	
Total Long Term Non Covered					244,978.01	205,637.55	39,340.46	

* O indicates Ordinary Income Gain/Loss

F indicates Foreign Exchange Gain/Loss on Capital transactions



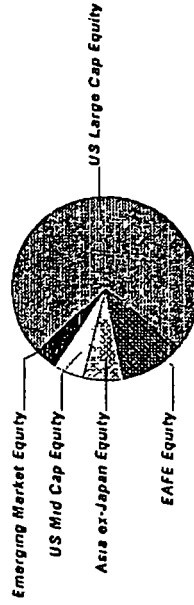
IRVING BERLIN CHARITABLE FUND INC ACCT. A21258008
For the Period 12/1/11 to 12/31/11



00640738888110450505
00640730840010014905

Equity Summary

Asset Categories	Beginning Market Value	Ending Market Value	Change In Value	Current Allocation
US Large Cap Equity	305,717.50	303,007.47	(2,710.03)	59%
US Mid Cap Equity	22,110.00	21,902.50	(207.50)	4%
EAFE Equity	62,479.48	44,130.31	(18,349.17)	9%
Asia ex-Japan Equity	33,284.55	29,287.28	(3,997.27)	6%
Emerging Market Equity	33,373.81	13,654.71	(19,719.10)	3%
Total Value	\$456,965.34	\$411,982.27	(\$44,983.07)	81%



Equity as a percentage of your portfolio - 81 %

Market Value/Cost	Current Period Value
Market Value	411,982.27
Tax Cost	335,383.43
Unrealized Gain/Loss	76,598.84
Estimated Annual Income	5,938.14
Accrued Dividends	741.99
Yield	1.44%

Equity Detail

US Large Cap Equity	Price	Quantity	Value	Adjusted Tax Cost Original Cost	Unrealized Gain/Loss	Est. Annual Inc Accrued Div	Yield
ABBOTT LABORATORIES 002824-10-0 ABT	56.23	38,000	2,136.74	1,733.61	403.13	72.96	3.41%

J.P. Morgan



IRVING BERLIN CHARITABLE FUND INC ACCT. A21258008
For the Period 12/1/11 to 12/31/11

	Price	Quantity	Value	Adjusted Tax Cost Original Cost	Unrealized Gain/Loss	Est Annual Inc. Accrued Div.	Yield
US Large Cap Equity							
ACE LTD NEW H0023R-10-5 ACE	70.12	28,000	1,963.36	1,390.20	573.16	52.64	2.68%
ALLERGAN INC 018490-10-2 AGN	87.74	12,000	1,052.88	1,034.01	18.87	2.40	0.23%
AMAZON COM INC 023135-10-6 AMZN	173.10	22,000	3,806.20	2,508.40	1,299.80		
ANADARKO PETROLEUM CORP 032511-10-7 APC	76.33	18,000	1,373.94	1,270.12	103.82	6.48	0.47%
APPLE INC. 037833-10-0 AAPL	405.00	26,000	10,530.00	1,971.70	8,558.30		
AUTOZONE INC 053332-10-2 AZO	324.97	4,000	1,299.88	1,149.38	150.50		
BAIDU INC SPONS ADR 056752-10-8 BIDU	116.47	9,000	1,048.23	828.44	219.79		
BIOGEN IDEC INC 09062X-10-3 BIIB	110.05	23,000	2,531.15	1,371.14	1,160.01		
BROADCOM CORP CL A 111320-10-7 BRCM	29.36	20,000	587.20	664.77	(77.57)	7.20	1.23%
CAMERON INTERNATIONAL CORPORATION 13342B-10-5 CAM	49.19	13,000	639.47	676.67	(37.20)		
CAMPBELL SOUP COMPANY 134429-10-9 CPB	33.24	39,000	1,296.36	1,397.21	(100.85)	45.24 11.31	3.49%
CARDINAL HEALTH INC 14149Y-10-8 CAH	40.61	58,000	2,355.38	1,672.14	683.24	49.88 12.47	2.12%



IRVING BERLIN CHARITABLE FUND INC ACCT. A21258008
For the Period 12/1/11 to 12/31/11



00640738888110450506
00640730840010014906

	Price	Quantity	Value	Adjusted Tax Cost Original Cost	Unrealized Gain/Loss	Est Annual Inc. Accrued Div.	Yield
US Large Cap Equity							
CARNIVAL CORPORATION 143658-30-0 CCL	32.64	44,000	1,436.16	1,453.36	(17.20)	44.00	3.06%
CBS CORP CLASS B W/I 124857-20-2 CBS	27.14	76,000	2,062.64	2,026.20	36.44	30.40 7.60	1.47%
CELGENE CORPORATION 151020-10-4 CELG	67.60	33,000	2,230.80	1,402.00	828.80		
CENTERPOINT ENERGY INC 15189T-10-7 CNP	20.09	121,000	2,430.89	2,049.23	381.66	95.59	3.93%
CISCO SYSTEMS INC 17275R-10-2 CSCO	18.08	182,000	3,290.56	1,847.03	1,443.53	43.68	1.33%
CITRIX SYSTEMS INC 177376-10-0 CTXS	60.72	15,000	910.80	865.88	44.92		
COCA-COLA CO 191216-10-0 KO	69.97	24,000	1,679.28	1,615.49	63.79	45.12	2.69%
COGNIZANT TECHNOLOGY SOLUTIONS CORP CL A 192446-10-2 CTSH	64.31	34,000	2,186.54	1,716.08	470.46		
COLGATE PALMOLIVE CO 194162-10-3 CL	92.39	17,000	1,570.63	1,335.63	235.00	39.44	2.51%
COMCAST CORP CL A 20030N-10-1 CMCS A	23.71	75,000	1,778.25	1,336.65	441.60	33.75 8.44	1.90%
CONOCOPHILLIPS 20825C-10-4 COP	72.87	45,000	3,279.15	2,141.71	1,137.44	118.80	3.62%
COVIDIEN PLC NEW G2554F-11-3 COV	45.01	47,000	2,115.47	1,960.24	155.23	42.30	2.00%

J.P.Morgan



IRVING BERLIN CHARITABLE FUND INC ACCT. A21258008
For the Period 12/1/11 to 12/31/11

	Price	Quantity	Value	Adjusted Tax Cost Original Cost	Unrealized Gain/Loss	Est Annual Inc. Accrued Div.	Yield
US Large Cap Equity							
CVS CAREMARK CORPORATION 126650-10-0 CVS	40.78	30 000	1,223.40	762.51	460.89	19.50	1.59%
DARDEN RESTAURANTS INC 237194-10-5 DRI	45.58	19 000	866.02	823.09	42.93	32.68	3.77%
DEVON ENERGY CORP 25179M-10-3 DVN	62.00	8 000	496.00	501.63	(5.63)	5.44	1.10%
DOMINION RESOURCES INC VA 25746U-10-9 D	53.08	24,000	1,273.92	1,209.51	64.41	47.28	3.71%
E I DU PONT DE NEMOURS & CO 263534-10-9 DD	45.78	82 000	3,753.96	2,974.44	779.52	134.48	3.58%
E M C CORP MASS 268648-10-2 EMC	21.54	65 000	1,400.10	1,326.30	73.80		
EDGEWOOD GROWTH FUND 0075W0-75-9 EGFI X	11.68	1,300 491	15,189.73	14,981.66	208.07		
EOG RESOURCES INC 26875P-10-1 EOG	98.51	11 000	1,083.61	744.46	339.15	7.04	0.65%
EXXON MOBIL CORP 30231G-10-2 XOM	84.76	66 000	5,594.16	1,403.22	4,190.94	124.08	2.22%
FREEMONT-MCMORAN COPPER & GOLD INC CL B 35671D-85-7 FCX	36.79	33 000	1,214.07	870.56	343.51	33.00	2.72%
GENERAL MILLS INC 370334-10-4 GIS	40.41	45 000	1,818.45	1,388.07	430.38	54.90	3.02%
GENERAL ELECTRIC CO 369604-10-3 GE	17.91	88 000	1,576.08	1,431.40	144.68	59.84 14.96	3.80%
GLOBAL PAYMENTS INC 37940X-10-2 GPN	47.38	15 000	710.70	732.45	(21.75)	1.20	0.17%



IRVING BERLIN CHARITABLE FUND INC ACCT. A21258008
For the Period 12/1/11 to 12/31/11



00640738888110450507
00640730840010014907

	Price	Quantity	Value	Adjusted Tax Cost Original Cost	Unrealized Gain/Loss	Est Annual Inc Accrued Div.	Yield
US Large Cap Equity							
GOLDMAN SACHS GROUP INC 38141G-10-4 GS	90.43	23 000	2,079.89	1,783.07	296.82	32.20	1.55%
HOME DEPOT INC 437076-10-2 HD	42.04	30 000	1,261.20	1,013.49	247.71	34.80	2.76%
HONEYWELL INTERNATIONAL INC 438516-10-6 HON	54.35	43 000	2,337.05	1,712.72	624.33	64.07	2.74%
HUMANA INC 444859-10-2 HUM	87.61	17 000	1,489.37	1,204.32	285.05	17.00	1.14%
INTERCONTINENTAL EXCHANGE INC 45865V-10-0 ICE	120.55	5 000	602.75	557.59	45.16	4.25	
INVESCO LTD G491BT-10-8 IVZ	20.09	47 000	944.23	890.25	53.98	23.03	2.44%
JOHNSON & JOHNSON 478160-10-4 JNJ	65.58	50 000	3,279.00	3,122.84	156.16	114.00	3.48%
JOHNSON CONTROLS INC 478366-10-7 JCI	31.26	110 000	3,438.60	1,020.91	2,417.69	79.20	2.30%
JPM EQUITY INCOME FD - SEL 4812C0-49-8 HLIE X	9.36	696 056	6,515.08	6,000.00	515.08	125.29	1.92%
JPM LARGE CAP GROWTH FD - SEL 4812C0-53-0 SEEG X	21.46	711 372	15,266.04	15,002.84	263.20	3.55	0.02%
JPM US LRGE CAP CORE PLUS FD - SEL 4812A2-38-9 JLPS X	19.74	1,250,422	24,683.33	14,504.90	10,178.43	160.05	0.65%
JUNIPER NETWORKS INC 48203R-10-4 JNPR	20.41	107 000	2,183.87	2,031.61	152.26		
KRAFT FOODS INC CLASS A 50075N-10-4 KFT	37.36	75 000	2,802.00	2,579.10	222.90	87.00	3.10%
						21.75	

J.P.Morgan



IRVING BERLIN CHARITABLE FUND INC ACCT. A21258008
For the Period 12/1/11 to 12/31/11

	Price	Quantity	Value	Adjusted Tax Cost Original Cost	Unrealized Gain/Loss	Est. Annual Inc. Accrued Div	Yield
US Large Cap Equity							
LAM RESEARCH CORP 512807-10-8 LRCX	37.02	12,000	444.24	526.43	(82.19)		
LENNAR CORP 526057-10-4 LEN	19.65	53,000	1,041.45	809.92	231.53	8.48	0.81%
LOWES COMPANIES INC 548661-10-7 LOW	25.38	122,000	3,096.36	2,549.43	546.93	68.32	2.21%
MASTERCARD INC - CLASS A 57636Q-10-4 MA	372.82	4,000	1,491.28	731.25	760.03	2.40	0.16%
MERCK AND CO INC 58933Y-10-5 MRK	37.70	152,000	5,730.40	4,858.45	871.95	255.36 63.84	4.46%
MICROS SYSTEMS INC 594901-10-0 MCRS	46.58	11,000	512.38	551.97	(39.59)		
MICROSOFT CORP 594916-10-4 MSFT	25.96	274,000	7,113.04	6,405.86	707.18	219.20	3.08%
MONSANTO CO 61166W-10-1 MON	70.07	13,000	910.91	896.85	14.06	15.60	1.71%
NETAPP INC 64110D-10-4 NTA	36.27	18,000	652.86	641.53	11.33		
NEXTERA ENERGY INC 65339F-10-1 NEE	60.88	25,000	1,522.00	1,427.99	94.01	55.00	3.61%
NIKE INC B 654106-10-3 NKE	96.37	22,000	2,120.14	1,277.51	842.63	31.68 7.92	1.49%
NORFOLK SOUTHERN CORP 655844-10-8 NSC	72.86	63,000	4,590.18	2,490.15	2,100.03	108.36	2.36%
NUVEEN NWQ VALUE OPPORTUNITIES FUND 67064Y-63-6 NVOR X	30.44	550,107	16,745.26	12,811.99	3,933.27	463.74 463.74	2.77%



IRVING BERLIN CHARITABLE FUND INC. ACCT. A21258008
For the Period 12/1/11 to 12/31/11

US Large Cap Equity

	Price	Quantity	Value	Adjusted Tax Cost Original Cost	Unrealized Gain/Loss	Est Annual Inc Accrued Div.	Yield
OCCIDENTAL PETROLEUM CORP 674599-10-5 OXY	93.70	53,000	4,966.10	2,649.56	2,316.54	97.52 24.38	1.96%
ORACLE CORP 68389X-10-5 ORCL	25.65	115,000	2,949.75	2,425.86	523.89	27.60	0.94%
PACCAR INC 693718-10-8 PCAR	37.47	60,000	2,248.20	1,762.43	485.77	43.20 42.00	1.92%
PFIZER INC 717081-10-3 PFE	21.64	224,000	4,847.36	3,067.24	1,780.12	197.12	4.07%
PIONEER NATURAL RESOURCES CO. 723787-10-7 PXD	89.48	4,000	357.92	297.65	60.27	0.32	0.09%
PROCTER & GAMBLE CO 742718-10-9 PG	66.71	64,000	4,269.44	1,298.72	2,970.72	134.40	3.15%
PRUDENTIAL FINANCIAL INC 744320-10-2 PRU	50.12	41,000	2,054.92	1,319.35	735.57	59.45	2.89%
QUALCOMM INC 747525-10-3 QCOM	54.70	58,000	3,172.60	1,066.19	2,106.41	49.88	1.57%
SCHLUMBERGER LTD 806857-10-8 SLB			0.00			14.00	
SOUTHWESTERN ENERGY CO 845467-10-9 SWN	31.94	12,000	383.28	473.50	(90.22)		
SPDR S&P 500 ETF TRUST 78462F-10-3 SPY	125.50	312,000	39,156.00	35,998.13	3,157.87	803.71	2.05%
TARGET CORP 87612E-10-6 TGT	51.22	29,000	1,485.38	1,371.75	113.63	34.80	2.34%
TD AMERITRADE HOLDING CORPORATION 87236Y-10-8 AMTD	15.65	53,000	829.45	817.09	12.36	12.72	1.53%



00640738888110450508
00640730840010014908

J.P.Morgan



IRVING BERLIN CHARITABLE FUND INC ACCT. A21258008
For the Period 12/1/11 to 12/31/11

	Price	Quantity	Value	Adjusted Tax Cost Original Cost	Unrealized Gain/Loss	Est Annual Inc Accrued Div	Yield
US Large Cap Equity							
THE ESTEE LAUDER COMPANIES INC CL A 518439-10-4 EL	112.32	5 000	561 60	503 61	57 99	5.25	0.93%
TIME WARNER INC NEW 887317-30-3 TWX	36 14	126,000	4,553 64	2,631.79	1,921.85	118.44	2.60%
TYCO INTERNATIONAL LTD H89128-10-4 TYC	46 71	45 000	2,101 95	1,677 98	423.97	45.00	2.14%
UNITEDHEALTH GROUP INC 91324P-10-2 UNH	50 68	39 000	1,976 52	1,576 26	400 26	25 35	1.28%
UNITED TECHNOLOGIES CORP 913017-10-9 UTX	73.09	59 000	4,312.31	1,964.83	2,347 48	113 28	2.63%
US BANCORP DEL 902973-30-4 USB	27 05	65 000	1,758 25	1,233.34	524 91	32 50 8 13	1.85%
VERIZON COMMUNICATIONS INC 92343V-10-4 VZ	40 12	73 000	2,928 76	2,282.92	645 84	146 00	4.99%
VERTEX PHARMACEUTICALS INC 92532F-10-0 VRTX	33.21	25,000	830.25	784.04	46 21		
WELLS FARGO & CO 949746-10-1 WFC	27 56	190,000	5,236.40	3,378.03	1,858.37	91.20	1.74%
WILLIAMS COMPANIES INC 969457-10-0 WMB	33 02	59 000	1,948 18	1,788 49	159 69	59.00	3.03%
XILINX CORP 983919-10-1 XLNX	32 06	59,000	1,891 54	1,766.17	125 37	44 84	2.37%



IRVING BERLIN CHARITABLE FUND INC. ACCT. A21258008
For the Period 12/1/11 to 12/31/11



00640738888110450509
00640738840010014909

	Price	Quantity	Value	Adjusted Tax Cost Original Cost	Unrealized Gain/Loss	Est Annual Inc Accrued Div	Yield
US Large Cap Equity							
YUM BRANDS INC 988498-10-1 YUM	59.01	60,000	3,540.60	2,056.32	1,484.28	68.40	1.93%
Total US Large Cap Equity			\$303,007.47	\$228,160.81	\$74,846.66	\$5,427.63 \$741.99	1.79%
US Mid Cap Equity							
ISHARES S&P MIDCAP 400 INDEX FUND 464287-50-7 IJH	87.61	250,000	21,902.50	17,014.04	4,888.46	278.75	1.27%
EAFE Equity							
ARTISAN INTL VALUE FUND - INV 04314H-88-1 ARTK X	25.09	733,756	18,409.94	16,957.10	1,452.84	10.27	0.06%
IVY GLOBAL NATURAL RESOURCE-I 465899-50-8 IGNI X	17.36	645,746	11,210.15	9,608.70	1,601.45		
RS INTERNATIONAL GROWTH FUND 74972H-42-4 RSIG X	15.42	941,000	14,510.22	17,860.18	(3,349.96)		
Total EAFE Equity			\$44,130.31	\$44,425.98	(\$295.67)	\$10.27	0.03%
Asia ex-Japan Equity							
MATTHEWS PACIFIC TIGER INSTL FUND 577130-83-4 MIPT X	20.32	786,109	15,973.73	15,176.55	797.18	119.48	0.75%



IRVING BERLIN CHARITABLE FUND INC ACCT. A21258008
For the Period 12/1/11 to 12/31/11

	Price	Quantity	Value	Adjusted Tax Cost Original Cost	Unrealized Gain/Loss	Est Annual Inc. Accrued Div.	Yield
Asia ex-Japan Equity							
T ROWE PRICE INTERNATIONAL FUNDS INC NEW ASIA FUND 77956H-50-0 PRAS X	13.91	957,121	13,313.55	16,606.05	(3,292.50)		
Total Asia ex-Japan Equity			\$29,287.28	\$31,782.60	(\$2,495.32)	\$119.48	0.41%
Emerging Market Equity							
VIRTUS INSIGHT TR VIRTUS EMRG FD I 92828T-88-9 HIEM X	8.70	1,569,507	13,654.71	14,000.00	(345.29)	102.01	0.75%



IRVING BERLIN CHARITABLE FUND INC. ACCT. A21258008
For the Period 12/1/11 to 12/31/11



00640738888110450510
00640730840010014910

Alternative Assets Summary

Asset Categories	Beginning Estimated Value	Ending Estimated Value	Change In Value	Current Allocation
Hard Assets	14,570.11	13,208.02	(1,362.09)	3%

Alternative Assets Detail

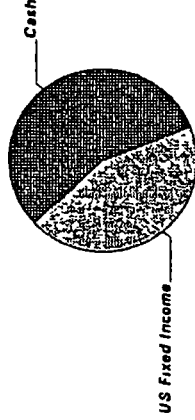
	Price	Quantity	Estimated Value	Cost
Hard Assets				
HIGHBRIDGE DYNAMIC COMM STRG FD -SEL 48121A-67-0 HDCS X	17.13	327,409	5,608.52	7,000.00
SPDR GOLD TRUST 78463V-10-7 GLD	151.99	50,000	7,599.50	8,061.51
Total Hard Assets			\$13,208.02	\$15,061.51



IRVING BERLIN CHARITABLE FUND INC ACCT. A21258008
For the Period 12/1/11 to 12/31/11

Cash & Fixed Income Summary

Asset Categories	Beginning Market Value	Ending Market Value	Change In Value	Current Allocation
Cash	7,693.72	43,274.36	35,580.64	9%
US Fixed Income	36,914.39	36,745.62	(168.77)	7%
Total Value	\$44,608.11	\$80,019.98	\$35,411.87	16%



Market Value/Cost	Current Period Value
Market Value	80,019.98
Tax Cost	80,433.40
Unrealized Gain/Loss	(413.42)
Estimated Annual Income	1,214.87
Accrued Interest	63.81
Yield	1.51%

Cash & Fixed Income as a percentage of your portfolio - 16 %

SUMMARY BY MATURITY

Cash & Fixed Income	Market Value	% of Bond Portfolio
0-6 months ¹	80,019.98	100%

¹ The years indicate the number of years until the bond is scheduled to mature based on the statement end date. Some bonds may be called, or paid in full, before their stated maturity.

SUMMARY BY TYPE

Cash & Fixed Income	Market Value	% of Bond Portfolio
Cash	43,274.36	55%
International Bonds	10,277.15	12%
Mutual Funds	26,468.47	33%
Total Value	\$80,019.98	100%



IRVING BERLIN CHARITABLE FUND INC. ACCT. A21258008
For the Period 12/1/11 to 12/31/11

Note. ¹ This is the Annual Percentage Yield (APY) which is the rate earned on deposit for a full year with compounding, there is no change in the interest rate and all interest is left in the account.

Cash & Fixed Income Detail

	Price	Quantity	Value	Adjusted Tax Cost Original Cost	Unrealized Gain/Loss	Est Annual Income Accrued Interest	Yield
Cash							
US DOLLAR	1 00	43,274 36	43,274 36	43,274 36		12 98 0.82	0 03 % ¹
US Fixed Income							
JPM STR INC OPP FD 4812A4-35-1	11 33	907 07	10,277 15	10,395 07	(117.92)	283 00 44 45	2 75 %
JPM SHORT DURATION BOND FD - SEL 4812C1-33-0	10 95	1,236 02	13,534 36	13,163 56	370 80	221 24 18 54	1 63 %
T. ROWE PRICE INSTL INCOME FDS FLTG RATE FD F 77958B-10-5	9 90	1,306.48	12,934.11	13,600 41	(666 30)	697.65	5 39 %
Total US Fixed Income			\$36,745.62	\$37,159.04	(\$413.42)	\$1,201.89 \$62.99	3.27 %



006407388811040511
00640730840010014911

J.P.Morgan

Application for Extension of Time To File an Exempt Organization Return

▶ **File a separate application for each return.**

- If you are filing for an **Automatic 3-Month Extension**, complete only **Part I** and check this box **X**
 - If you are filing for an **Additional (Not Automatic) 3-Month Extension**, complete only **Part II** (on page 2 of this form)
- Do not complete Part II unless** you have already been granted an automatic 3-month extension on a previously filed Form 8868

Electronic filing (e-file) You can electronically file Form 8868 if you need a 3-month automatic extension of time to file (6 months for a corporation required to file Form 990-T), or an additional (not automatic) 3-month extension of time. You can electronically file Form 8868 to request an extension of time to file any of the forms listed in Part I or Part II with the exception of Form 8870, Information Return for Transfers Associated With Certain Personal Benefit Contracts, which must be sent to the IRS in paper format (see instructions). For more details on the electronic filing of this form, visit www.irs.gov/efile and click on *e-file for Charities & Nonprofits*

Part I Automatic 3-Month Extension of Time. Only submit original (no copies needed)

A corporation required to file Form 990-T and requesting an automatic 6-month extension - check this box and complete Part I only

All other corporations (including 1120-C filers), partnerships, REMICs, and trusts must use Form 7004 to request an extension of time to file income tax returns

Type or print File by the due date for filing your return. See instructions	Name of exempt organization or other filer, see instructions IRVING BERLIN CHARITABLE FUND, INC. C/O MARCUM LLP	Employer identification number (EIN) or <input checked="" type="checkbox"/> 13-6092592
	Number, street, and room or suite no. If a P O box, see instructions 750 THIRD AVENUE, 11TH FLOOR	Social security number (SSN) <input type="checkbox"/>
	City, town or post office, state, and ZIP code. For a foreign address, see instructions NEW YORK, NY 10017	

Enter the Return code for the return that this application is for (file a separate application for each return)

Application Is For	Return Code	Application Is For	Return Code
Form 990	01	Form 990-T (corporation)	07
Form 990-BL	02	Form 1041-A	08
Form 990-EZ	01	Form 4720	09
Form 990-PF	04	Form 5227	10
Form 990-T (sec 401(a) or 408(a) trust)	05	Form 6069	11
Form 990-T (trust other than above)	06	Form 8870	12

- The books are in the care of ▶ MARCUM LLP

Telephone No ▶ 212 485-5500 FAX No ▶ 212 485-5501

- If the organization does not have an office or place of business in the United States, check this box
- If this is for a Group Return, enter the organization's four digit Group Exemption Number (GEN) _____ If this is for the whole group, check this box If it is for part of the group, check this box and attach a list with the names and EINs of all members the extension is for

1 I request an automatic 3-month (6 months for a corporation required to file Form 990-T) extension of time until 08/15, 20 12, to file the exempt organization return for the organization named above. The extension is for the organization's return for
 ▶ calendar year 20 11 or
 ▶ tax year beginning _____, 20 _____, and ending _____, 20 _____

2 If the tax year entered in line 1 is for less than 12 months, check reason Initial return Final return
 Change in accounting period

3a If this application is for Form 990-BL, 990-PF, 990-T, 4720, or 6069, enter the tentative tax, less any nonrefundable credits. See instructions.	3a \$	345.
b If this application is for Form 990-PF, 990-T, 4720, or 6069, enter any refundable credits and estimated tax payments made. Include any prior year overpayment allowed as a credit.	3b \$	1,732.
c Balance due. Subtract line 3b from line 3a. Include your payment with this form, if required, by using EFTPS (Electronic Federal Tax Payment System). See instructions.	3c \$	

Caution. If you are going to make an electronic fund withdrawal with this Form 8868, see Form 8453-EO and Form 8879-EO for payment instructions.