



See a Social Security Number? Say Something!
Report Privacy Problems to <https://public.resource.org/privacy>
Or call the IRS Identity Theft Hotline at 1-800-908-4490



Form **990-PF**

Return of Private Foundation or Section 4947(a)(1) Nonexempt Charitable Trust Treated as a Private Foundation

OMB No 1545-0052

2011Department of the Treasury
Internal Revenue Service

Note. The foundation may be able to use a copy of this return to satisfy state reporting requirements

For calendar year 2011 or tax year beginning

, and ending

Name of foundation

THE WEEZIE FOUNDATION

A Employer identification number

13-6090903

Number and street (or P O box number if mail is not delivered to street address)

Room/suite

C/O JP MORGAN SVCS PO BOX 6089

B Telephone number (see instructions)

212-464-1748

City or town, state, and ZIP code

NEWARK**DE 19714-6089**

G Check all that apply.

☐

Initial return

☐

Initial return of a former public charity

☐

Final return

☐

Amended return

☐

Address change

☐

Name change

C If exemption application is pending, check here ☐D 1. Foreign organizations, check here ☐2. Foreign organizations meeting the
85% test, check here and attach computation ☐E If private foundation status was terminated under
section 507(b)(1)(A), check here ☐F If the foundation is in a 60-month termination
under section 507(b)(1)(B), check here ☐H Check type of organization ☒ Section 501(c)(3) exempt private foundation☐ Section 4947(a)(1) nonexempt charitable trust ☐ Other taxable private foundation

Fair market value of all assets at

J Accounting method ☒ Cash ☐ Accrual

end of year (from Part II, col (c),

☐ Other (specify)line 16) **\$ 22,020,958** (Part I, column (d) must be on cash basis)

Part I Analysis of Revenue and Expenses (The total of amounts in columns (b), (c), and (d) may not necessarily equal the amounts in column (a) (see instructions))		(a) Revenue and expenses per books	(b) Net investment income	(c) Adjusted net income	(d) Disbursements for charitable purposes (cash basis only)
Revenue	1 Contributions, gifts, grants, etc., received (attach schedule)				
	2 Check <input checked="" type="checkbox"/> if the foundation is not required to attach Sch B				
	3 Interest on savings and temporary cash investments				
	4 Dividends and interest from securities	547,982	545,937		
	5a Gross rents				
	b Net rental income or (loss)				
	6a Net gain or (loss) from sale of assets not on line 10	133,180			
	b Gross sales price for all assets on line 6a	2,088,209			
	7 Capital gain net income (from Part IV, line 2)		133,180		
	8 Net short-term capital gain			0	
	9 Income modifications				
	10a Gross sales less returns & allowances				
b Less Cost of goods sold					
c Gross profit or (loss) (attach schedule)					
11 Other income (attach schedule)					
12 Total. Add lines 1 through 11	681,162	679,117	0		
Operating and Administrative Expenses	13 Compensation of officers, directors, trustees, etc	163,441	138,925		24,516
	14 Other employee salaries and wages				
	15 Pension plans, employee benefits				
	16a Legal fees (attach schedule)				
	b Accounting fees (attach schedule)				
	c Other professional fees (attach schedule)				
	17 Interest				
	18 Taxes (attach schedule) (see instructions) STMT 1	15,399	5,995		
	19 Depreciation (attach schedule) and depletion				
	20 Occupancy				
	21 Travel, conferences, and meetings	1,463			1,463
	22 Printing and publications				
	23 Other expenses (att sch)				
	24 Total operating and administrative expenses. Add lines 13 through 23	180,303	144,920	0	25,979
	25 Contributions, gifts, grants paid	1,058,500			1,058,500
26 Total expenses and disbursements. Add lines 24 and 25	1,238,803	144,920	0	1,084,479	
27 Subtract line 26 from line 12					
a Excess of revenue over expenses and disbursements	-557,641				
b Net investment income (if negative, enter -0-)		534,197			
c Adjusted net income (if negative, enter -0-)			0		

For Paperwork Reduction Act Notice, see instructions.

Form **990-PF** (2011)

ENVELOPE
POSTMARK DATE
MAY 15 2012

SCANNED JUN 01 2012

Part II Balance Sheets		Attached schedules and amounts in the description column should be for end-of-year amounts only (See instructions)		Beginning of year	End of year	
				(a) Book Value	(b) Book Value	(c) Fair Market Value
Assets	1 Cash—non-interest-bearing					
	2 Savings and temporary cash investments			186,252	845,741	845,741
	3 Accounts receivable ▶	12,363				
	Less allowance for doubtful accounts ▶			16,025	12,363	12,363
	4 Pledges receivable ▶					
	Less allowance for doubtful accounts ▶					
	5 Grants receivable					
	6 Receivables due from officers, directors, trustees, and other disqualified persons (attach schedule) (see instructions)					
	7 Other notes and loans receivable (att. schedule) ▶					
	Less allowance for doubtful accounts ▶	0				
	8 Inventories for sale or use					
	9 Prepaid expenses and deferred charges					
	10a Investments—U S and state government obligations (attach schedule)					
	b Investments—corporate stock (attach schedule) SEE STMT 2			12,588,136	11,498,115	10,956,176
	c Investments—corporate bonds (attach schedule) SEE STMT 3			8,043,519	7,424,832	7,600,774
	11 Investments—land, buildings, and equipment basis ▶					
Liabilities	Less accumulated depreciation (attach sch.) ▶					
	12 Investments—mortgage loans					
	13 Investments—other (attach schedule)					
	14 Land, buildings, and equipment basis ▶					
	Less accumulated depreciation (attach sch.) ▶					
	15 Other assets (describe ▶ SEE STATEMENT 4)			2,048,306	2,543,546	2,605,904
	16 Total assets (to be completed by all filers—see the instructions. Also, see page 1, item I)			22,882,238	22,324,597	22,020,958
	17 Accounts payable and accrued expenses					
	18 Grants payable					
	19 Deferred revenue					
Net Assets or Fund Balances	20 Loans from officers, directors, trustees, and other disqualified persons					
	21 Mortgages and other notes payable (attach schedule)					
	22 Other liabilities (describe ▶)					
	23 Total liabilities (add lines 17 through 22)			0	0	
	Foundations that follow SFAS 117, check here and complete lines 24 through 26 and lines 30 and 31. ▶ <input type="checkbox"/>					
	24 Unrestricted					
	25 Temporarily restricted					
	26 Permanently restricted					
	Foundations that do not follow SFAS 117, check here and complete lines 27 through 31. ▶ <input checked="" type="checkbox"/>					
	27 Capital stock, trust principal, or current funds			22,882,238	22,324,597	
	28 Paid-in or capital surplus, or land, bldg., and equipment fund					
	29 Retained earnings, accumulated income, endowment, or other funds					
	30 Total net assets or fund balances (see instructions)			22,882,238	22,324,597	
	31 Total liabilities and net assets/fund balances (see instructions)			22,882,238	22,324,597	

Part III Analysis of Changes in Net Assets or Fund Balances

1 Total net assets or fund balances at beginning of year—Part II, column (a), line 30 (must agree with end-of-year figure reported on prior year's return)	1	22,882,238
2 Enter amount from Part I, line 27a	2	-557,641
3 Other increases not included in line 2 (itemize) ▶	3	
4 Add lines 1, 2, and 3	4	22,324,597
5 Decreases not included in line 2 (itemize) ▶	5	
6 Total net assets or fund balances at end of year (line 4 minus line 5)—Part II, column (b), line 30	6	22,324,597

Part IV Capital Gains and Losses for Tax on Investment Income

(a) List and describe the kind(s) of property sold (e.g., real estate, 2-story brick warehouse, or common stock, 200 shs. MLC Co.)	(b) How acquired P—Purchase D—Donation	(c) Date acquired (mo., day, yr.)	(d) Date sold (mo., day, yr.)
1a SEE ATTACHED STATEMENT	P	VARIOUS	VARIOUS
b SEE ATTACHED STATEMENT	P	VARIOUS	VARIOUS
c CAPITAL GAIN DIVIDENDS			
d			
e			

(e) Gross sales price	(f) Depreciation allowed (or allowable)	(g) Cost or other basis plus expense of sale	(h) Gain or (loss) (e) plus (f) minus (g)
a 275,182		234,136	41,046
b 1,778,398		1,720,893	57,505
c 34,629			34,629
d			
e			

Complete only for assets showing gain in column (h) and owned by the foundation on 12/31/69

(i) FMV as of 12/31/69	(j) Adjusted basis as of 12/31/69	(k) Excess of col. (i) over col. (j), if any	(l) Gains (Col. (h) gain minus col. (k), but not less than -0- or Losses (from col. (h))
a			41,046
b			57,505
c			34,629
d			
e			

2 Capital gain net income or (net capital loss) If gain, also enter in Part I, line 7 If (loss), enter -0- in Part I, line 7	2	133,180
3 Net short-term capital gain or (loss) as defined in sections 1222(5) and (6) If gain, also enter in Part I, line 8, column (c) (see instructions) If (loss), enter -0- in Part I, line 8	3	41,046

Part V Qualification Under Section 4940(e) for Reduced Tax on Net Investment Income

(For optional use by domestic private foundations subject to the section 4940(a) tax on net investment income.)

If section 4940(d)(2) applies, leave this part blank.

Was the foundation liable for the section 4942 tax on the distributable amount of any year in the base period?

☐ Yes ☒ No

If "Yes," the foundation does not qualify under section 4940(e). Do not complete this part.

1 Enter the appropriate amount in each column for each year, see the instructions before making any entries

(a) Base period years Calendar year (or tax year beginning in)	(b) Adjusted qualifying distributions	(c) Net value of noncharitable-use assets	(d) Distribution ratio (col. (b) divided by col. (c))
2010	949,547	22,674,882	0.041877
2009	1,064,733	21,211,115	0.050197
2008	943,202	26,394,921	0.035734
2007	1,527,223	28,509,879	0.053568
2006	1,443,557	27,195,497	0.053081

2 Total of line 1, column (d)	2	0.234457
3 Average distribution ratio for the 5-year base period—divide the total on line 2 by 5, or by the number of years the foundation has been in existence if less than 5 years	3	0.046891
4 Enter the net value of noncharitable-use assets for 2011 from Part X, line 5	4	23,404,895
5 Multiply line 4 by line 3	5	1,097,479
6 Enter 1% of net investment income (1% of Part I, line 27b)	6	5,342
7 Add lines 5 and 6	7	1,102,821
8 Enter qualifying distributions from Part XII, line 4 If line 8 is equal to or greater than line 7, check the box in Part VI, line 1b, and complete that part using a 1% tax rate. See the Part VI instructions.	8	1,084,479

Part VI Excise Tax Based on Investment Income (Section 4940(a), 4940(b), 4940(e), or 4948—see instructions)

1a	Exempt operating foundations described in section 4940(d)(2), check here <input type="checkbox"/> and enter "N/A" on line 1 Date of ruling or determination letter (attach copy of letter if necessary—see instructions)		
b	Domestic foundations that meet the section 4940(e) requirements in Part V, check here <input type="checkbox"/> and enter 1% of Part I, line 27b	1	10,684
c	All other domestic foundations enter 2% of line 27b. Exempt foreign organizations enter 4% of Part I, line 12, col (b).		
2	Tax under section 511 (domestic section 4947(a)(1) trusts and taxable foundations only. Others enter -0-)	2	0
3	Add lines 1 and 2	3	10,684
4	Subtitle A (income) tax (domestic section 4947(a)(1) trusts and taxable foundations only. Others enter -0-)	4	0
5	Tax based on investment income. Subtract line 4 from line 3. If zero or less, enter -0-	5	10,684
6	Credits/Payments		
a	2011 estimated tax payments and 2010 overpayment credited to 2011	6a	9,000
b	Exempt foreign organizations—tax withheld at source	6b	
c	Tax paid with application for extension of time to file (Form 8868)	6c	
d	Backup withholding erroneously withheld	6d	
7	Total credits and payments. Add lines 6a through 6d	7	9,000
8	Enter any penalty for underpayment of estimated tax. Check here <input checked="" type="checkbox"/> if Form 2220 is attached	8	
9	Tax due. If the total of lines 5 and 8 is more than line 7, enter amount owed	9	1,684
10	Overpayment. If line 7 is more than the total of lines 5 and 8, enter the amount overpaid	10	
11	Enter the amount of line 10 to be Credited to 2012 estimated tax <input type="checkbox"/> Refunded <input type="checkbox"/>	11	

Part VII-A Statements Regarding Activities

	Yes	No
1a During the tax year, did the foundation attempt to influence any national, state, or local legislation or did it participate or intervene in any political campaign?		X
1b Did it spend more than \$100 during the year (either directly or indirectly) for political purposes (see page 19 of the instructions for definition)? If the answer is "Yes" to 1a or 1b, attach a detailed description of the activities and copies of any materials published or distributed by the foundation in connection with the activities		X
1c Did the foundation file Form 1120-POL for this year?		X
d Enter the amount (if any) of tax on political expenditures (section 4955) imposed during the year (1) On the foundation <input type="checkbox"/> \$ _____ (2) On foundation managers <input type="checkbox"/> \$ _____		
e Enter the reimbursement (if any) paid by the foundation during the year for political expenditure tax imposed on foundation managers <input type="checkbox"/> \$ _____		
2 Has the foundation engaged in any activities that have not previously been reported to the IRS? If "Yes," attach a detailed description of the activities		X
3 Has the foundation made any changes, not previously reported to the IRS, in its governing instrument, articles of incorporation, or bylaws, or other similar instruments? If "Yes," attach a conformed copy of the changes		X
4a Did the foundation have unrelated business gross income of \$1,000 or more during the year?		X
4b If "Yes," has it filed a tax return on Form 990-T for this year?		
5 Was there a liquidation, termination, dissolution, or substantial contraction during the year? If "Yes," attach the statement required by General Instruction T		X
6 Are the requirements of section 508(e) (relating to sections 4941 through 4945) satisfied either • By language in the governing instrument, or • By state legislation that effectively amends the governing instrument so that no mandatory directions that conflict with the state law remain in the governing instrument?	X	
7 Did the foundation have at least \$5,000 in assets at any time during the year? If "Yes," complete Part II, col (c), and Part XV	X	
8a Enter the states to which the foundation reports or with which it is registered (see instructions) <input type="checkbox"/> NY		
b If the answer is "Yes" to line 7, has the foundation furnished a copy of Form 990-PF to the Attorney General (or designate) of each state as required by General Instruction G? If "No," attach explanation	X	
9 Is the foundation claiming status as a private operating foundation within the meaning of section 4942(j)(3) or 4942(j)(5) for calendar year 2011 or the taxable year beginning in 2011 (see instructions for Part XIV)? If "Yes," complete Part XIV		X
10 Did any persons become substantial contributors during the tax year? If "Yes," attach a schedule listing their names and addresses		X

Part VII-A Statements Regarding Activities (continued)

11 At any time during the year, did the foundation, directly or indirectly, own a controlled entity within the meaning of section 512(b)(13)? If "Yes," attach schedule (see instructions)	11		X
12 Did the foundation make a distribution to a donor advised fund over which the foundation or a disqualified person had advisory privileges? If "Yes," attach statement (see instructions)	12		X
13 Did the foundation comply with the public inspection requirements for its annual returns and exemption application? Website address ► N/A	13	X	

14 The books are in care of ► **JP MORGAN SVCS** Telephone no. ► **302-634-2931**
500 STANTON CHRISTIANA RD
 Located at ► **NEWARK** DE ZIP+4 ► **19713**

15 Section 4947(a)(1) nonexempt charitable trusts filing Form 990-PF in lieu of Form 1041—Check here and enter the amount of tax-exempt interest received or accrued during the year
 ► **15**

16 At any time during calendar year 2011, did the foundation have an interest in or a signature or other authority over a bank, securities, or other financial account in a foreign country? See the instructions for exceptions and filing requirements for Form TD F 90-22.1 If "Yes," enter the name of the foreign country ►	16	Yes	No
			X

Part VII-B Statements Regarding Activities for Which Form 4720 May Be Required

File Form 4720 if any item is checked in the "Yes" column, unless an exception applies.

		Yes	No
1a During the year did the foundation (either directly or indirectly). (1) Engage in the sale or exchange, or leasing of property with a disqualified person? <input type="checkbox"/> Yes <input checked="" type="checkbox"/> No (2) Borrow money from, lend money to, or otherwise extend credit to (or accept it from) a disqualified person? <input type="checkbox"/> Yes <input checked="" type="checkbox"/> No (3) Furnish goods, services, or facilities to (or accept them from) a disqualified person? <input type="checkbox"/> Yes <input checked="" type="checkbox"/> No (4) Pay compensation to, or pay or reimburse the expenses of, a disqualified person? <input checked="" type="checkbox"/> Yes <input type="checkbox"/> No (5) Transfer any income or assets to a disqualified person (or make any of either available for the benefit or use of a disqualified person)? <input type="checkbox"/> Yes <input checked="" type="checkbox"/> No (6) Agree to pay money or property to a government official? (Exception. Check "No" if the foundation agreed to make a grant to or to employ the official for a period after termination of government service, if terminating within 90 days) <input type="checkbox"/> Yes <input checked="" type="checkbox"/> No			
b If any answer is "Yes" to 1a(1)-(6), did any of the acts fail to qualify under the exceptions described in Regulations section 53.4941(d)-3 or in a current notice regarding disaster assistance (see instructions)? Organizations relying on a current notice regarding disaster assistance check here ► <input type="checkbox"/>	1b		X
c Did the foundation engage in a prior year in any of the acts described in 1a, other than excepted acts, that were not corrected before the first day of the tax year beginning in 2011? N/A	1c		
2 Taxes on failure to distribute income (section 4942) (does not apply for years the foundation was a private operating foundation defined in section 4942(j)(3) or 4942(j)(5)). a At the end of tax year 2011, did the foundation have any undistributed income (lines 6d and 6e, Part XIII) for tax year(s) beginning before 2011? If "Yes," list the years ► 20 , 20 , 20 , 20 <input type="checkbox"/> Yes <input checked="" type="checkbox"/> No b Are there any years listed in 2a for which the foundation is not applying the provisions of section 4942(a)(2) (relating to incorrect valuation of assets) to the year's undistributed income? (If applying section 4942(a)(2) to all years listed, answer "No" and attach statement—see instructions) N/A c If the provisions of section 4942(a)(2) are being applied to any of the years listed in 2a, list the years here ► 20 , 20 , 20 , 20	2b		
3a Did the foundation hold more than a 2% direct or indirect interest in any business enterprise at any time during the year? <input type="checkbox"/> Yes <input checked="" type="checkbox"/> No b If "Yes," did it have excess business holdings in 2011 as a result of (1) any purchase by the foundation or disqualified persons after May 26, 1969, (2) the lapse of the 5-year period (or longer period approved by the Commissioner under section 4943(c)(7)) to dispose of holdings acquired by gift or bequest, or (3) the lapse of the 10-, 15-, or 20-year first phase holding period? (Use Schedule C, Form 4720, to determine if the foundation had excess business holdings in 2011) N/A	3b		
4a Did the foundation invest during the year any amount in a manner that would jeopardize its charitable purposes? b Did the foundation make any investment in a prior year (but after December 31, 1969) that could jeopardize its charitable purpose that had not been removed from jeopardy before the first day of the tax year beginning in 2011?	4a		X
	4b		X

Part VII-B Statements Regarding Activities for Which Form 4720 May Be Required (continued)

5a During the year did the foundation pay or incur any amount to				
(1) Carry on propaganda, or otherwise attempt to influence legislation (section 4945(e))?	<input type="checkbox"/> Yes <input checked="" type="checkbox"/> No			
(2) Influence the outcome of any specific public election (see section 4955), or to carry on, directly or indirectly, any voter registration drive?	<input type="checkbox"/> Yes <input checked="" type="checkbox"/> No			
(3) Provide a grant to an individual for travel, study, or other similar purposes?	<input type="checkbox"/> Yes <input checked="" type="checkbox"/> No			
(4) Provide a grant to an organization other than a charitable, etc., organization described in section 509(a)(1), (2), or (3), or section 4940(d)(2)? (see instructions)	<input type="checkbox"/> Yes <input checked="" type="checkbox"/> No			
(5) Provide for any purpose other than religious, charitable, scientific, literary, or educational purposes, or for the prevention of cruelty to children or animals?	<input type="checkbox"/> Yes <input checked="" type="checkbox"/> No			
b If any answer is "Yes" to 5a(1)–(5), did any of the transactions fail to qualify under the exceptions described in Regulations section 53.4945 or in a current notice regarding disaster assistance (see instructions)?	N/A	5b		
Organizations relying on a current notice regarding disaster assistance check here	<input type="checkbox"/>			
c If the answer is "Yes" to question 5a(4), does the foundation claim exemption from the tax because it maintained expenditure responsibility for the grant?	N/A <input type="checkbox"/> Yes <input type="checkbox"/> No			
If "Yes," attach the statement required by Regulations section 53.4945-5(d)				
6a Did the foundation, during the year, receive any funds, directly or indirectly, to pay premiums on a personal benefit contract?	<input type="checkbox"/> Yes <input checked="" type="checkbox"/> No			
b Did the foundation, during the year, pay premiums, directly or indirectly, on a personal benefit contract?		6b		X
If "Yes" to 6b, file Form 8870				
7a At any time during the tax year, was the foundation a party to a prohibited tax shelter transaction?	<input type="checkbox"/> Yes <input checked="" type="checkbox"/> No			
b If Yes, did the foundation receive any proceeds or have any net income attributable to the transaction?	N/A	7b		

Part VIII Information About Officers, Directors, Trustees, Foundation Managers, Highly Paid Employees, and Contractors**1 List all officers, directors, trustees, foundation managers and their compensation (see instructions).**

(a) Name and address	(b) Title, and average hours per week devoted to position	(c) Compensation (if not paid, enter -0-)	(d) Contributions to employee benefit plans and deferred compensation	(e) Expense account, other allowances
SEE STATEMENT 5				

2 Compensation of five highest-paid employees (other than those included on line 1—see instructions). If none, enter "NONE."

(a) Name and address of each employee paid more than \$50,000	(b) Title, and average hours per week devoted to position	(c) Compensation	(d) Contributions to employee benefit plans and deferred compensation	(e) Expense account, other allowances
NONE				

Total number of other employees paid over \$50,000

0

Part VIII Information About Officers, Directors, Trustees, Foundation Managers, Highly Paid Employees, and Contractors (continued)**3 Five highest-paid independent contractors for professional services (see instructions). If none, enter "NONE."**

(a) Name and address of each person paid more than \$50,000	(b) Type of service	(c) Compensation
NONE		

Total number of others receiving over \$50,000 for professional services ▶**Part IX-A Summary of Direct Charitable Activities**

List the foundation's four largest direct charitable activities during the tax year. Include relevant statistical information such as the number of organizations and other beneficiaries served, conferences convened, research papers produced, etc.

	Expenses
1 N/A	
2	
3	
4	

Part IX-B Summary of Program-Related Investments (see instructions)

Describe the two largest program-related investments made by the foundation during the tax year on lines 1 and 2

	Amount
1 N/A	
2	
All other program-related investments. See instructions.	
3	
Total. Add lines 1 through 3 ▶	

Part X Minimum Investment Return (All domestic foundations must complete this part. Foreign foundations, see instructions.)

1	Fair market value of assets not used (or held for use) directly in carrying out charitable, etc., purposes		
a	Average monthly fair market value of securities	1a	22,870,188
b	Average of monthly cash balances	1b	891,127
c	Fair market value of all other assets (see instructions)	1c	0
d	Total (add lines 1a, b, and c)	1d	23,761,315
e	Reduction claimed for blockage or other factors reported on lines 1a and 1c (attach detailed explanation)	1e	0
2	Acquisition indebtedness applicable to line 1 assets	2	0
3	Subtract line 2 from line 1d	3	23,761,315
4	Cash deemed held for charitable activities. Enter 1½% of line 3 (for greater amount, see instructions)	4	356,420
5	Net value of noncharitable-use assets. Subtract line 4 from line 3. Enter here and on Part V, line 4	5	23,404,895
6	Minimum investment return. Enter 5% of line 5	6	1,170,245

Part XI Distributable Amount (see instructions) (Section 4942(j)(3) and (j)(5) private operating foundations and certain foreign organizations check here ☐ and do not complete this part.)

1	Minimum investment return from Part X, line 6	1	1,170,245
2a	Tax on investment income for 2011 from Part VI, line 5	2a	10,684
b	Income tax for 2011. (This does not include the tax from Part VI.)	2b	
c	Add lines 2a and 2b	2c	10,684
3	Distributable amount before adjustments. Subtract line 2c from line 1	3	1,159,561
4	Recoveries of amounts treated as qualifying distributions	4	
5	Add lines 3 and 4	5	1,159,561
6	Deduction from distributable amount (see instructions)	6	
7	Distributable amount as adjusted. Subtract line 6 from line 5. Enter here and on Part XIII, line 1	7	1,159,561

Part XII Qualifying Distributions (see instructions)

1	Amounts paid (including administrative expenses) to accomplish charitable, etc., purposes	1a	1,084,479
a	Expenses, contributions, gifts, etc.—total from Part I, column (d), line 26	1b	
b	Program-related investments—total from Part IX-B		
2	Amounts paid to acquire assets used (or held for use) directly in carrying out charitable, etc., purposes	2	
3	Amounts set aside for specific charitable projects that satisfy the		
a	Suitability test (prior IRS approval required)	3a	
b	Cash distribution test (attach the required schedule)	3b	
4	Qualifying distributions. Add lines 1a through 3b. Enter here and on Part V, line 8, and Part XIII, line 4	4	1,084,479
5	Foundations that qualify under section 4940(e) for the reduced rate of tax on net investment income. Enter 1% of Part I, line 27b (see instructions)	5	0
6	Adjusted qualifying distributions. Subtract line 5 from line 4	6	1,084,479

Note. The amount on line 6 will be used in Part V, column (b), in subsequent years when calculating whether the foundation qualifies for the section 4940(e) reduction of tax in those years.

Part XIII Undistributed Income (see instructions)

	(a) Corpus	(b) Years prior to 2010	(c) 2010	(d) 2011
1 Distributable amount for 2011 from Part XI, line 7				1,159,561
2 Undistributed income, if any, as of the end of 2011				
a Enter amount for 2010 only			143,157	
b Total for prior years 20____, 20____, 20____				
3 Excess distributions carryover, if any, to 2011				
a From 2006				
b From 2007				
c From 2008				
d From 2009				
e From 2010				
f Total of lines 3a through e				
4 Qualifying distributions for 2011 from Part XII, line 4 ▶ \$ 1,084,479				
a Applied to 2010, but not more than line 2a			143,157	
b Applied to undistributed income of prior years (Election required—see instructions)				
c Treated as distributions out of corpus (Election required—see instructions)				
d Applied to 2011 distributable amount				941,322
e Remaining amount distributed out of corpus				
5 Excess distributions carryover applied to 2011 (If an amount appears in column (d), the same amount must be shown in column (a))				
6 Enter the net total of each column as indicated below:				
a Corpus Add lines 3f, 4c, and 4e Subtract line 5				
b Prior years' undistributed income Subtract line 4b from line 2b				
c Enter the amount of prior years' undistributed income for which a notice of deficiency has been issued, or on which the section 4942(a) tax has been previously assessed				
d Subtract line 6c from line 6b Taxable amount—see instructions				
e Undistributed income for 2010 Subtract line 4a from line 2a Taxable amount—see instructions				
f Undistributed income for 2011 Subtract lines 4d and 5 from line 1 This amount must be distributed in 2012				218,239
7 Amounts treated as distributions out of corpus to satisfy requirements imposed by section 170(b)(1)(F) or 4942(g)(3) (see instructions)				
8 Excess distributions carryover from 2006 not applied on line 5 or line 7 (see instructions)				
9 Excess distributions carryover to 2012. Subtract lines 7 and 8 from line 6a				
10 Analysis of line 9				
a Excess from 2007				
b Excess from 2008				
c Excess from 2009				
d Excess from 2010				
e Excess from 2011				

Part XIV Private Operating Foundations (see instructions and Part VII-A, question 9)

1a If the foundation has received a ruling or determination letter that it is a private operating foundation, and the ruling is effective for 2011, enter the date of the ruling					
b Check box to indicate whether the foundation is a private operating foundation described in section <input type="checkbox"/> 4942(j)(3) or <input type="checkbox"/> 4942(j)(5)					
2a Enter the lesser of the adjusted net income from Part I or the minimum investment return from Part X for each year listed	Tax year	Prior 3 years			(e) Total
	(a) 2011	(b) 2010	(c) 2009	(d) 2008	
b 85% of line 2a					
c Qualifying distributions from Part XII, line 4 for each year listed					
d Amounts included in line 2c not used directly for active conduct of exempt activities					
e Qualifying distributions made directly for active conduct of exempt activities					
Subtract line 2d from line 2c					
3 Complete 3a, b, or c for the alternative test relied upon					
a "Assets" alternative test—enter					
(1) Value of all assets					
(2) Value of assets qualifying under section 4942(j)(3)(B)(i)					
b "Endowment" alternative test—enter 2/3 of minimum investment return shown in Part X, line 6 for each year listed					
c "Support" alternative test—enter					
(1) Total support other than gross investment income (interest, dividends, rents, payments on securities loans (section 512(a)(5)), or royalties)					
(2) Support from general public and 5 or more exempt organizations as provided in section 4942(j)(3)(B)(iii)					
(3) Largest amount of support from an exempt organization					
(4) Gross investment income					

Part XV Supplementary Information (Complete this part only if the foundation had \$5,000 or more in assets at any time during the year—see instructions.)

1 Information Regarding Foundation Managers:

a List any managers of the foundation who have contributed more than 2% of the total contributions received by the foundation before the close of any tax year (but only if they have contributed more than \$5,000) (See section 507(d)(2))
NONE

b List any managers of the foundation who own 10% or more of the stock of a corporation (or an equally large portion of the ownership of a partnership or other entity) of which the foundation has a 10% or greater interest
NONE

2 Information Regarding Contribution, Grant, Gift, Loan, Scholarship, etc., Programs:
Check here ☐ if the foundation only makes contributions to preselected charitable organizations and does not accept unsolicited requests for funds. If the foundation makes gifts, grants, etc. (see instructions) to individuals or organizations under other conditions, complete items 2a, b, c, and d.

a The name, address, and telephone number of the person to whom applications should be addressed
**JPMORGAN CHASE ATTN JAMES VINOGRAD
270 PARK AVE 28TH FLOOR NEW YORK NY 10017**

b The form in which applications should be submitted and information and materials they should include
LETTER

c Any submission deadlines.
NONE

d Any restrictions or limitations on awards, such as by geographical areas, charitable fields, kinds of institutions, or other factors
NONE

Part XV Supplementary Information (continued)**3 Grants and Contributions Paid During the Year or Approved for Future Payment**

Recipient	If recipient is an individual, show any relationship to any foundation manager or substantial contributor	Foundation status of recipient	Purpose of grant or contribution	Amount
Name and address (home or business)				
a Paid during the year SEE STATEMENT 6				1,058,500
Total			▶ 3a	1,058,500
b Approved for future payment N/A				
Total			▶ 3b	

Part XVI-A Analysis of Income-Producing Activities

Enter gross amounts unless otherwise indicated

Enter gross amounts unless otherwise indicated	Unrelated business income		Excluded by section 512, 513, or 514		(e) Related or exempt function income (See instructions)
	(a) Business code	(b) Amount	(c) Exclusion code	(d) Amount	
1 Program service revenue					
a _____					
b _____					
c _____					
d _____					
e _____					
f _____					
g Fees and contracts from government agencies					
2 Membership dues and assessments					
3 Interest on savings and temporary cash investments					
4 Dividends and interest from securities			14	547,982	
5 Net rental income or (loss) from real estate					
a Debt-financed property					
b Not debt-financed property					
6 Net rental income or (loss) from personal property					
7 Other investment income					
8 Gain or (loss) from sales of assets other than inventory			18	133,180	
9 Net income or (loss) from special events					
10 Gross profit or (loss) from sales of inventory					
11 Other revenue a _____					
b _____					
c _____					
d _____					
e _____					
12 Subtotal Add columns (b), (d), and (e)		0		681,162	0
13 Total. Add line 12, columns (b), (d), and (e)				13	681,162

(See worksheet in line 13 instructions to verify calculations)

Part XVI-B Relationship of Activities to the Accomplishment of Exempt Purposes

[illegible]

Part XVII Information Regarding Transfers To and Transactions and Relationships With Noncharitable Exempt Organizations

- 1** Did the organization directly or indirectly engage in any of the following with any other organization described in section 501(c) of the Code (other than section 501(c)(3) organizations) or in section 527, relating to political organizations?
- a** Transfers from the reporting foundation to a noncharitable exempt organization of
- (1) Cash
- (2) Other assets
- b** Other transactions
- (1) Sales of assets to a noncharitable exempt organization
- (2) Purchases of assets from a noncharitable exempt organization
- (3) Rental of facilities, equipment, or other assets
- (4) Reimbursement arrangements
- (5) Loans or loan guarantees
- (6) Performance of services or membership or fundraising solicitations
- c** Sharing of facilities, equipment, mailing lists, other assets, or paid employees
- d** If the answer to any of the above is "Yes," complete the following schedule. Column (b) should always show the fair market value of the goods, other assets, or services given by the reporting foundation. If the foundation received less than fair market value in any transaction or sharing arrangement, show in column (d) the value of the goods, other assets, or services received.

	Yes	No
1a(1)		X
1a(2)		X
1b(1)		X
1b(2)		X
1b(3)		X
1b(4)		X
1b(5)		X
1b(6)		X
1c		X

[illegible]

- 2a** Is the foundation directly or indirectly affiliated with, or related to, one or more tax-exempt organizations described in section 501(c) of the Code (other than section 501(c)(3)) or in section 527?

☐ Yes ☒ No

- b If "Yes," complete the following schedule**

(a) Name of organization	(b) Type of organization	(c) Description of relationship
N/A		

Under penalties of perjury, I declare that I have examined this return, including accompanying schedules and statements, and to the best of my knowledge and belief, it is true, correct, and complete. Declaration of preparer (other than taxpayer) is based on all information of which preparer has any knowledge.

May the IRS discuss this return with the preparer shown below (see instructions)? ☒ Yes ☐ No

**Sign
Here**

Signature of officer or trustee

Date: _____

Title

Paid
Preparer
Use Only

Print/Type preparer's name

Preparer's signature

Date _____

Check ☐ if self-employed

JEANNE L. TAYLOR

Firm's name **J. P. MORGAN SERVICES INC.**

PTIN

Firm's address ► P. O. BOX 6089

Firm's EIN ▶

NEWARK, DE 19714-6089

Phone no 302-634-2931

Form **990-PF** (2011)

Statement 1 - Form 990-PF, Part I, Line 18 - Taxes

Description	Total	Net Investment	Adjusted Net	Charitable Purpose
EXCISE TAXES PAID	\$ 404	\$	\$	\$
EXCISE TAX - QUARTERLY ESTIMATES	9,000			
FOREIGN TAX PAID	5,995	5,995		
TOTAL	\$ 15,399	\$ 5,995	\$ 0	\$ 0

13-6090903

Federal Statements**Statement 2 - Form 990-PF, Part II, Line 10b - Corporate Stock Investments**

<u>Description</u>	<u>Beginning of Year</u>	<u>End of Year</u>	<u>Basis of Valuation</u>	<u>Fair Market Value</u>
SEE ATTACHED	\$ 12,588,136	\$ 11,498,115	COST	\$ 10,956,176
TOTAL	\$ 12,588,136	\$ 11,498,115		\$ 10,956,176

Statement 3 - Form 990-PF, Part II, Line 10c - Corporate Bond Investments

<u>Description</u>	<u>Beginning of Year</u>	<u>End of Year</u>	<u>Basis of Valuation</u>	<u>Fair Market Value</u>
SEE ATTACHED	\$ 8,043,519	\$ 7,424,832	COST	\$ 7,600,774
TOTAL	\$ 8,043,519	\$ 7,424,832		\$ 7,600,774

Statement 4 - Form 990-PF, Part II, Line 15 - Other Assets

<u>Description</u>	<u>Beginning of Year</u>	<u>End of Year</u>	<u>Fair Market Value</u>
SEE ATTACHED	\$ 2,048,306	\$ 2,543,546	\$ 2,605,904
TOTAL	\$ 2,048,306	\$ 2,543,546	\$ 2,605,904

Federal Statements

5/8/2012 4:38 PM

Statement 5 - Form 990-PF, Part VIII, Line 1 - List of Officers, Directors, Trustees, Etc.

Name and Address	Title	Average Hours	Compensation	Benefits	Expenses
JP MORGAN CHASE BANK 270 PARK AVENUE NEW YORK NY 10017	TRUSTEE	30.00	163,441	0	0
MS. ELAINE FISKE C/O JPMORGAN CHASE BANK 270 PARK AVE NEW YORK NY 10017	ADVISORY	1.00	0	0	0
MRS. LUCILLE HAYS C/O JPMORGAN CHASE BANK 270 PARK AVE NEW YORK NY 10017	ADVISORY	1.00	0	0	0
MRS. KATHERINE MCBRIDE C/O JPMORGAN CHASE BANK 270 PARK AVE NEW YORK NY 10017	ADVISORY	1.00	0	0	0
MRS. KIRKE T HALL C/O JPMORGAN CHASE BANK 270 PARK AVE NEW YORK NY 10017	ADVISORY	1.00	0	0	0
MS. ABIGAIL FISKE C/O JPMORGAN CHASE BANK 270 PARK AVE NEW YORK NY 10017	ADVISORY	1.00	0	0	0
MR. WILLIAM PARSONS, JR., ESQ. C/O JPMORGAN CHASE BANK 270 PARK AVE NEW YORK NY 10017	ADVISORY	1.00	0	0	0
MR. TYLER P HOFFMAN C/O JPMORGAN CHASE BANK 270 PARK AVE NEW YORK NY 10017	ADVISORY	1.00	0	0	0
MRS. ELIZABETH CARROLL C/O JPMORGAN CHASE BANK 270 PARK AVE NEW YORK NY 10017	ADVISORY	1.00	0	0	0

Form 990-PF, Part XV, Line 1a - Managers Who Contributed Over 2% or \$5,000

Name of Manager	Amount
NONE	\$
TOTAL	\$ 0

Form 990-PF, Part XV, Line 1b - Managers Who Own 10% or More Stock

Name of Manager	Amount
NONE	\$
TOTAL	\$ 0

Form 990-PF, Part XV, Line 2b - Application Format and Required Contents

Description
LETTER

Form 990-PF, Part XV, Line 2c - Submission Deadlines

Description
NONE

Form 990-PF, Part XV, Line 2d - Award Restrictions or Limitations

Description
NONE

13-6090903

Federal Statements

Statement 6 - Form 990-PF, Part XV, Line 3a - Grants and Contributions Paid During the

Year

Name		Address			Relationship	Status	Purpose	Amount
Address								
NEW ENGLAND WILDLIFE CTR HINGHAM MA				NONE	PUBLIC	GENERAL OPERATING FUND	75,000	
WGBH BOSTON MA				NONE	PUBLIC	GENERAL OPERATING FUND	50,000	
NANTUCKET BOYS&GIRLS CLUB NANTUCKETT MA				NONE	PUBLIC	GENERAL OPERATING FUND	53,500	
HILLSIDE SCHOOL MARLBOROUGH MA				NONE	PUBLIC	GENERAL OPERATING FUND	100,000	
THE BUCKLEY SCHOOL NEW YORK NY				NONE	PUBLIC	GENERAL OPERATING FUND	100,000	
PERKINS SCHOOL FOR BLIND WATERTOWN MA				NONE	PUBLIC	GENERAL OPERATING FUND	100,000	
REACH OUT AND READ BOSTON MA				NONE	PUBLIC	GENERAL OPERATING FUND	100,000	
ISLESBORO COMMUNITY CTR ISLESBORO ME				NONE	PUBLIC	GENERAL OPERATING FUND	50,000	
CYCLE KIDS CAMBRIDGE MA				NONE	PUBLIC	GENERAL OPERATING FUND	70,000	
GRYMES SCHOOL ORANGE VA				NONE	PUBLIC	GENERAL OPERATING FUND	100,000	
MISS PORTERS SCHOOL FARMINGTON CT				NONE	PUBLIC	GENERAL OPERATING FUND	90,000	
NANTUCKET ATHENEUM NANTUCKET MA				NONE	PUBLIC	GENERAL OPERATING FUND	50,000	
MASS AUDUBON LINCOLN MA				NONE	PUBLIC	GENERAL OPERATING FUND	30,000	
OCEAN CLASSROOM BOOTHBAY HARBOR ME				NONE	PUBLIC	GENERAL OPERATING FUND	20,000	
JUVENILE DIABETES RESEARCH FDN NEW YORK NY				NONE	PUBLIC	GENERAL OPERATING FUND	50,000	
DEERFIELD ELEMENTARY SCHOOL DEERFIELD MA				NONE	PUBLIC	GENERAL OPERATING FUND	20,000	

Federal Statements

13-6090903

Statement 6 - Form 990-PF, Part XV, Line 3a - Grants and Contributions Paid During the
Year (continued)

Name		Address		Relationship	Status	Purpose	Amount			
Address										
TOTAL										
							1,058,500			

13-6090903

Federal Statements**ACCOUNTS RECEIVABLE**

<u>Description</u>	<u>Amount</u>
2011 INCOME POSTED IN 2012	\$ <u>12,363</u>
TOTAL	\$ <u><u>12,363</u></u>

ACCT 5897 P14770005
FROM 01/01/2011
TO 12/31/2011

JPMORGAN CHASE BANK, N A
STATEMENT OF CAPITAL GAINS AND LOSSES
THE WEEZIE FOUNDATION - PRIN

PAGE 35

RUN 04/24/2012
08 53 18 AM

TRUST YEAR ENDING 12/31/2011

TAX PREPARER JT4
TRUST ADMINISTRATOR JV4
INVESTMENT OFFICER JS8

LEGEND F - FEDERAL S - STATE I - INHERITED
E - EXEMPT FROM STATE U - ACQ COST UNKNOWN

PROPERTY DESCRIPTION	SHARES	DATE	SALES PRICE	COST BASIS	GAIN/LOSS	TERM	NC
21408 6410 ABERDEEN ASIA PACIFIC (EX JAPAN) - 003021698							
SOLD		03/24/2011	253264.22				
ACQ	21408 6410	06/30/2010	253264.22	212159.63	41104.59	ST	Y
225000 0000 GS GOLD CPN NOTE 10/14/11 - 38143UNF4							
SOLD		10/14/2011	262125.00				
ACQ	225000 0000	10/01/2010	262125.00	222750.00	39375.00	LT15	Y
0000 HONEYWELL INTERNATIONAL INC - 438516106 - MINOR = 31000							
SOLD		11/04/2011	19.69				
ACQ	0000		19.69	0.00	19.69	LT15	Y
CHANGED 11/22/11 AW4							
7754.4090 JPMORGAN ASIA EQUITY FUND - 4812A0714 - MINOR = 08010							
SOLD		03/24/2011	285129.63				
ACQ	7754 4090	07/25/2007	285129.63	312196.42	-27066.79	LT15	Y
23715 4670 JPMORGAN INTREPID AMERICA FUND - 4812A2108 - MINOR = 08010							
SOLD		12/27/2011	542372.72				
ACQ	23715 4670	12/09/2005	542372.72	583163.33	-40790.61	LT15	Y
0000 LUCENT TECHNOLOGIES INC - 549463107 - MINOR = 31000							
SOLD		07/18/2011	20.96				
ACQ	0000		20.96	0.00	20.96	LT15	Y
CHANGED 07/25/11 AW4							
0000 QWEST COMMUNICATIONS INTL INC - 749121109 - MINOR = 31000							
SOLD		07/01/2011	162.51				
ACQ	0000		162.51	0.00	162.51	LT15	Y
CHANGED 07/07/11 AW4							
0000 SCHERING PLOUGH CORP - 806605101 - MINOR = 31001							
SOLD		12/20/2011	1317.75				
ACQ	.0000		1317.75	0.00	1317.75	LT15	Y
CHANGED 12/29/11 AW4							
72065 7870 VANGUARD INTERMEDIATE TERM CORPORATE FUND - 922031885 - MINOR = 08011							
SOLD		03/24/2011	709127.34				
ACQ	69524 9100	01/06/2009	684125.11	599999.97	84125.14	LT15	Y
	65 5900	03/27/2009	645.41	556.20	89.21	LT15	Y
	108 5010	12/31/2009	1067.65	1045.95	21.70	LT15	Y
	139 3800	03/27/2009	1371.50	1181.92	189.58	LT15	Y
	257 6000	03/30/2010	2534.78	2514.18	20.60	ST	Y
	546 2950	12/31/2010	5375.54	5397.39	-21.85	ST	Y
	808 8000	12/31/2010	7958.59	7990.94	-32.35	ST	Y
	14 4640	03/23/2011	142.33	142.90	-0.57	ST	Y
	600 2470	03/23/2011	5906.43	5930.44	-24.01	ST	Y
0000 XEROX CORP - 984121103 - MINOR = 31001							
SOLD		01/14/2011	40.37				
ACQ	.0000		40.37	0.00	40.37	LT15	Y
CHANGED 06/28/11 AW4							
TOTALS			2053580.19	1955029.27			

SUMMARY OF CAPITAL GAINS/LOSSES

FEDERAL	SHORT TERM	LONG TERM 28%	LONG TERM 15%	ST WASH SALE	LT WASH SALE	1250 GAIN
NONCOVERED FROM ABOVE	41046.41	0.00	57504.51	0.00	0.00	0.00*
COVERED FROM ABOVE	0.00	0.00	0.00	0.00	0.00	
COMMON TRUST FUND	0.00	0.00	0.00			0.00
CAPITAL GAIN DIVIDENDS	0.00	0.00	34629.04			0.00
	41046.41	0.00	92133.55	0.00	0.00	0.00
STATE						
NONCOVERED FROM ABOVE	41046.41	0.00	57504.51	0.00	0.00	0.00*
COVERED FROM ABOVE	0.00	0.00	0.00	0.00	0.00	
COMMON TRUST FUND	0.00	0.00	0.00			0.00
CAPITAL GAIN DIVIDENDS	0.00	0.00	34629.04			0.00
	41046.41	0.00	92133.55	0.00	0.00	0.00

* - 1250 GAIN DETAILED ON TRANS PAGES, NOT ABOVE

CAPITAL LOSS CARRYOVER

FEDERAL	0.00	0.00
NEW YORK	N/A	N/A



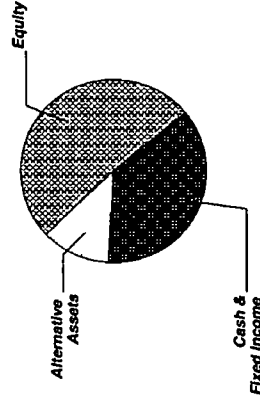
THE WEEZIE FOUNDATION - PRIN ACCT. P14770005
For the Period 10/1/11 to 12/31/11

Account Summary

PRINCIPAL

Asset Allocation	Beginning Market Value	Ending Market Value	Change In Value	Estimated Annual Income	Current Allocation
Equity	10,683,640.20	10,956,175.94	272,535.74	176,289.21	51%
Alternative Assets	2,666,715.02	2,605,903.95	(60,811.07)	17,722.20	12%
Cash & Fixed Income	8,324,239.27	8,270,854.24	(53,385.03)	271,462.05	37%
Market Value	\$21,674,594.49	\$21,832,934.13	\$158,339.64	\$465,473.46	100%

Asset Allocation




PRINCIPAL

Portfolio Activity

	Current Period Value	Year-to-Date Value
Beginning Market Value	21,674,594.49	23,581,012.98
Withdrawals & Fees	(671,962.95)	(679,366.95)
Net Additions/Withdrawals	(\$671,962.95)	(\$679,366.95)
Change In Investment Value	830,302.59	(1,068,711.90)
Ending Market Value	\$21,832,934.13	\$21,832,934.13

J.P.Morgan



THE WEEZIE FOUNDATION - PRIN ACCT. P14770005
For the Period 10/1/11 to 12/31/11

Account Summary CONTINUED

Tax Summary	Current Period Value	Year-to-Date Value
LT Capital Gain Distributions	28,698.61	34,629.05
ST Realized Gain/Loss		41,046.41
LT Realized Gain/Loss	(78.17)	57,504.51
Realized Gain/Loss	\$28,620.44	\$133,179.97

Unrealized Gain/Loss	To-Date Value
	(\$383,370.51)

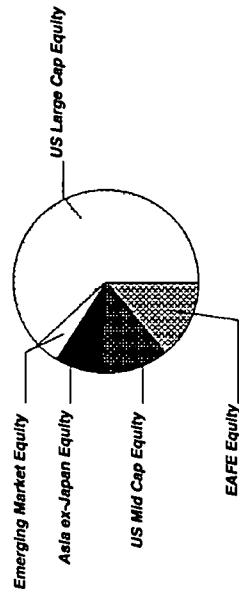
Cost Summary	Cost
Equity	11,498,114.53
Cash & Fixed Income	8,094,912.01
Total	\$19,593,026.54



THE WEEZIE FOUNDATION - PRIN ACCT P14770005
For the Period 10/1/11 to 12/31/11

Equity Summary

Asset Categories	Beginning Market Value	Ending Market Value	Change In Value	Current Allocation
US Large Cap Equity	6,821,832.90	6,905,684.98	83,852.08	32%
US Mid Cap Equity	1,105,331.25	1,232,710.50	127,379.25	6%
EAFE Equity	1,593,502.34	1,630,925.77	37,423.43	7%
Asia ex-Japan Equity	794,963.78	794,399.78	(564.00)	4%
Emerging Market Equity	368,009.93	392,454.91	24,444.98	2%
Total Value	\$10,683,640.20	\$10,956,175.94	\$272,535.74	51%



Equity as a percentage of your portfolio - 51 %

Market Value/Cost	Current Period Value
Market Value	10,956,175.94
Tax Cost	11,498,114.53
Unrealized Gain/Loss	(541,938.59)
Estimated Annual Income	176,289.21
Yield	1.60%

J.P.Morgan



THE WEEZIE FOUNDATION - PRIN ACCT. P14770005
For the Period 10/1/11 to 12/31/11

Equity Detail

	Price	Quantity	Value	Adjusted Tax Cost Original Cost	Unrealized Gain/Loss	Est. Annual Inc. Accrued Div.	Yield
US Large Cap Equity							
CULLEN HIGH DIVIDEND EQUITY FUND							
230001-40-6 CHDV X	12.99	120,521.139	1,565,569.60	1,432,139.48	133,430.12	38,807.80	2.48%
JPM INTREPID AMERICA FD - SEL							
4812A2-10-8 JPIA X	22.71	57,468.956	1,305,119.99	1,413,161.63	(108,041.64)	25,861.03	1.98%
JPM US LRGE CAP CORE PLUS FD - SEL							
4812A2-38-9 JLPS X	19.74	138,465.513	2,733,309.23	2,938,270.75	(204,961.52)	44,308.96	1.62%
THORNBURG VALUE FUND							
FD CL I	29.89	43,549.219	1,301,686.16	1,818,288.00	(516,601.84)	1,829.06	0.14%
885215-63-2 TVIF X							
Total US Large Cap Equity			\$6,905,684.98	\$7,601,859.86	(\$696,174.88)	\$110,806.85	1.60%
US Mid Cap Equity							
ISHARES RUSSELL MIDCAP INDEX FUND							
464287-49-9 IWR	98.42	12,525.000	1,232,710.50	966,583.60	266,126.90	19,513.95	1.58%
EAFE Equity							
ARTIO INTERNATIONAL EQUITY II - I							
04315J-83-7 JETI X	9.55	56,898.681	543,382.40	541,354.82	2,027.58	10,640.05	1.96%
ARTISAN INTL VALUE FUND - INV							
04314H-88-1 ARTK X	25.09	19,068.591	478,430.95	441,653.00	36,777.95	266.96	0.06%

J.P.Morgan



THE WEEZIE FOUNDATION - PRIN ACCT. P14770005
For the Period 10/1/11 to 12/31/11

	Price	Quantity	Value	Adjusted Tax Cost Original Cost	Unrealized Gain/Loss	Est Annual Inc Accrued Div	Yield
EAFE Equity							
DODGE & COX INTERNATIONAL STOCK 256206-10-3 DODF X	29.24	20,831.478	609,112.42	687,364.72	(78,252.30)	15,811.09	2.60%
Total EAFE Equity			\$1,630,925.77	\$1,670,372.54	(\$39,446.77)	\$26,718.10	1.64%
Asia ex-Japan Equity							
ABERDEEN ASIA PACIFIC EX JAPAN EQUITY INSTITUTIONAL FUND 003021-69-8 AAPL X	9.83	41,368.326	406,650.64	400,260.37	6,390.27	9,514.71	2.34%
JPM ASIA EQUITY FD - INSTL 4812A0-71-4 JPAI X	28.85	13,440.178	387,749.14	418,397.88	(30,648.74)	430.08	0.11%
Total Asia ex-Japan Equity			\$794,399.78	\$818,658.25	(\$24,258.47)	\$9,944.79	1.25%
Emerging Market Equity							
VANGUARD MSCI EMERGING MARKETS ETF 922042-85-8 VWO	38.21	10,271.000	392,454.91	440,640.28	(48,185.37)	9,305.52	2.37%

J.P.Morgan

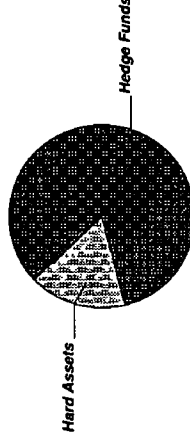


THE WEEZIE FOUNDATION - PRIN ACCT. P14770005
For the Period 10/1/11 to 12/31/11

Alternative Assets Summary

Asset Categories	Beginning Estimated Value	Ending Estimated Value	Change In Value	Current Allocation
Hedge Funds	2,129,588.86	2,099,630.00	(29,958.86)	10%
Hard Assets	537,126.16	506,273.95	(30,852.21)	2%
Total Value	\$2,666,715.02	\$2,605,903.95	(\$60,811.07)	12%

Asset Categories



Alternative Assets as a percentage of your portfolio - 12 %

Alternative Assets Detail

	Price	Quantity	Estimated Value	Cost
Hedge Funds				
ARBITRAGE FUNDS - I	13.10	13,838.640	181,286.18	181,286.18
CL I				
03875R-20-5 ARBN X				

J.P.Morgan



THE WEEZIE FOUNDATION - PRIN ACCT. P14770005
For the Period 10/1/11 to 12/31/11

	Price	Quantity	Estimated Value	Cost
Hedge Funds				
BLACKSTONE PARTNERS OFFSHORE FUND LTD CLASS H2 (NON-SELF- DEALING FIDUCIARY INVESTORS - NEW ISSUES INELIGIBLE) - LEAD SERIES N/O Client 092911-96-5	1,135.43 11/30/11	1,127 090	1,279,732.56	1,200,000 00
EATON VANCE MUT FDS TR GLOBAL MACRO - I 277923-72-8 EIGM X	9.82	21,359 135	209,746.71	222,135.00
JPM RESEARCH MARKET NEUTRAL FD - SEL 48121A-71-2 JMNS X	14.32	29,948.642	428,864.55	460,589 36
Total Hedge Funds			\$2,099,630.00	\$2,064,010.54
Hard Assets				
GS MARKET PLUS GOLD NOTE 10/22/12 LINKED TO GOLDLNP 20% BUFFER, 35 25% MAXRTN 10/10/11 38143U-YC-9	96.23	260,000.000	250,205.80	257,400.00
HIGHBRIDGE DYNAMIC COMM STRG FD -SEL 48121A-67-0 HDCS X	17.13	14,948.520	256,068.15	222,135.00
Total Hard Assets			\$506,273.95	\$479,535.00

J.P.Morgan



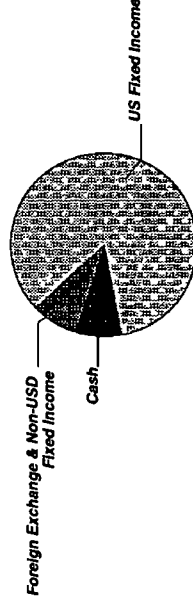
THE WEEZIE FOUNDATION - PRIN ACCT. P14770005
For the Period 10/1/11 to 12/31/11

Cash & Fixed Income Summary

Asset Categories	Beginning Market Value	Ending Market Value	Change In Value	Current Allocation
Cash	764,908.98	670,079.80	(94,829.18)	3%
US Fixed Income	6,907,676.02	6,960,641.28	52,965.26	31%
Foreign Exchange & Non-USD Fixed Income	651,654.27	640,133.16	(11,521.11)	3%
Total Value	\$8,324,239.27	\$8,270,854.24	(\$53,385.03)	37%

Market Value/Cost

	Current Period Value
Market Value	8,270,854.24
Tax Cost	8,094,912.01
Unrealized Gain/Loss	175,942.23
Estimated Annual Income	271,462.05
Yield	3.28%



Cash & Fixed Income as a percentage of your portfolio - 37 %

SUMMARY BY MATURITY

Cash & Fixed Income	Market Value	% of Bond Portfolio
0-6 months ¹	8,270,854.24	100%

¹ The years indicate the number of years until the bond is scheduled to mature based on the statement end date. Some bonds may be called, or paid in full, before their stated maturity

SUMMARY BY TYPE

Cash & Fixed Income	Market Value	% of Bond Portfolio
Cash	670,079.80	8%
International Bonds	1,056,473.14	12%
Mutual Funds	6,544,301.30	80%
Total Value	\$8,270,854.24	100%

J.P. Morgan



THE WEEZIE FOUNDATION - PRIN ACCT. P14770005
For the Period 10/1/11 to 12/31/11

Note ¹ This is the Annual Percentage Yield (APY) which is the rate earned if balances remain on deposit for a full year with compounding, there is no change in the interest rate and all interest is left in the account

^{**} Unrealized Gain/Loss is shown as "N/A" in cases where we do not have appropriate cost information for all tax lots comprising the position Please contact your J.P. Morgan team for additional information.

Cash & Fixed Income Detail

	Price	Quantity	Value	Adjusted Tax Cost		Unrealized Gain/Loss	Est. Annual Income		Yield
				Original Cost			Accrued Interest		
Cash									
US DOLLAR	1 00	670,079 80	670,079 80	670,079 80			335 03		0.05 % ¹
US Fixed Income									
UNITS-JPMCB INTER FIXED INC SEC FD REPRESENTS INTEREST IN RESIDUAL BALANCE Bearer 5529JB-9F-7		42,096 00		N/A **		N/A			
ISHARES BARCLAYS TIPS BOND FUND 464287-17-6	116 69	6,019.00	702,357.11	579,138 78		123,218.33	28,794.89		4.10 %
PAYDEN HIGH INCOME FUND 704329-57-2	6 90	155,711 29	1,074,407 93	1,063,356.84		11,051 09	84,084 09		7.83 %
JPM STR INC OPP FD 4812A4-35-1	11.33	74,481.00	843,869 75	859,511.00		(15,641.25)	35,378 47		4 19 %
EATON VANCE MUT FDS TR FLT RT CL I 277911-49-1	8 81	102,438 86	902,486 35	898,388 79		4,097 56	38,619.44		4.28 %

J.P.Morgan



THE WEEZIE FOUNDATION - PRIN ACCT. P14770005
For the Period 10/1/11 to 12/31/11

	Price	Quantity	Value	Adjusted Tax Cost Original Cost	Unrealized Gain/Loss	Est. Annual Income Accrued Interest	Yield
US Fixed Income							
JPM SHORT DURATION BOND FD - SEL 4812C1-33-0	10.95	313,928.78	3,437,520.14	3,368,455.80	69,064.34	70,633.97	2.05%
Total US Fixed Income			\$6,960,641.28	\$6,768,851.21	\$191,790.07	\$257,510.86	3.70%
Foreign Exchange & Non-USD Fixed Income							
JPM INTL CURRENCY INCOME FD 4812A3-29-6	10.83	39,476.43	427,529.77	433,846.00	(6,316.23)	2,565.96	0.60%
DREYFUS/LAUREL FDS TR PRM EMRGN MK I 261980-49-4	13.16	16,155.27	212,603.39	222,135.00	(9,531.61)	11,050.20	5.20%
Total Foreign Exchange & Non-USD Fixed Income			\$640,133.16	\$655,981.00	(\$15,847.84)	\$13,616.16	2.13%

J.P. Morgan



THE WEEZIE FOUNDATION - INCOME ACCT. P14770104
For the Period 10/1/11 to 12/31/11

Account Summary

INCOME

Asset Allocation	Beginning Market Value	Ending Market Value	Change In Value	Estimated Annual Income	Current Allocation
Cash & Fixed Income	333,378.17	175,661.22	(157,716.95)	87.83	100%
Market Value	\$333,378.17	\$175,661.22	(\$157,716.95)	\$87.83	100%
Accruals	12,323.14	12,381.73	58.59		
Market Value with Accruals	\$345,701.31	\$188,042.95	(\$157,658.36)		

INCOME

Portfolio Activity	Current Period Value	Year-to-Date Value
Beginning Market Value	333,378.17	183,454.11
Withdrawals & Fees	(399,671.18)	(553,441.40)
Net Additions/Withdrawals	(\$399,671.18)	(\$553,441.40)
Income	241,954.23	545,648.51
Ending Market Value	\$175,661.22	\$175,661.22
Accruals	12,381.73	12,381.73
Market Value with Accruals	\$188,042.95	\$188,042.95

J.P.Morgan




THE WEEZIE FOUNDATION - INCOME ACCT. P14770104
For the Period 10/1/11 to 12/31/11

Account Summary CONTINUED

Tax Summary	Current Period Value	Year-to-Date Value
Domestic Dividends/Distributions	241,812.31	545,226.52
Interest Income	141.92	421.99
Taxable Income	\$241,954.23	\$545,648.51

Cost Summary	Cost
Cash & Fixed Income	175,661.22
Total	\$175,661.22



THE WEEZIE FOUNDATION - INCOME ACCT. P14770104
For the Period 10/1/11 to 12/31/11

Alternative Assets Summary

Asset Categories	Beginning Estimated Value	Ending Estimated Value	Change In Value	Current Allocation
Hedge Funds	0.00	0 00	0 00	

Alternative Assets Detail

	Price	Quantity	Estimated Value	Cost
Hedge Funds				
EATON VANCE MUT FDS TR				0 00
GLOBAL MACRO - I				
277923-72-8 EIGM				



THE WEEZIE FOUNDATION - INCOME ACCT. P14770104
For the Period 10/1/11 to 12/31/11

Cash & Fixed Income Summary

Asset Categories	Beginning Market Value	Ending Market Value	Change In Value	Current Allocation
Cash	333,378.17	175,661.22	(157,716.95)	100%
US Fixed Income	0.00	0.00	0.00	
Foreign Exchange & Non-USD Fixed Income	0.00	0.00	0.00	
Total Value	\$333,378.17	\$175,661.22	(\$157,716.95)	100%

Market Value/Cost	Current Period Value
Market Value	175,661.22
Tax Cost	175,661.22
Estimated Annual Income	87.83
Accrued Interest	11,677.78
Yield	0.05%

SUMMARY BY MATURITY


Cash & Fixed Income	Market Value	% of Bond Portfolio
0-6 months ¹	175,661.22	100%

¹ The years indicate the number of years until the bond is scheduled to mature based on the statement end date. Some bonds may be called, or paid in full, before their stated maturity

SUMMARY BY TYPE

Cash & Fixed Income	Market Value	% of Bond Portfolio
Cash	175,661.22	100%

J.P.Morgan



THE WEEZIE FOUNDATION - INCOME ACCT. P14770104
For the Period 10/1/11 to 12/31/11

Note. ¹ This is the Annual Percentage Yield (APY) which is the rate earned if balances remain on deposit for a full year with compounding, there is no change in the interest rate and all interest is left in the account.

Cash & Fixed Income Detail

	Price	Quantity	Value	Adjusted Tax Cost		Unrealized Gain/Loss	Est. Annual Income		Yield
				Original Cost			Accrued Interest		
Cash									
US DOLLAR	1.00	175,661.22	175,661.22	175,661.22			87.83		0.05 % ¹
							18.82		
US Fixed Income									
JPM STR INC OPP FD 4812A4-35-1				0.00			3,649.57		
EATON VANCE MUT FDS TR FLT RT CL I 277911-49-1				0.00			3,300.46		
JPM SHORT DURATION BOND FD - SEL 4812C1-33-0				0.00			4,708.93		
Total US Fixed Income			\$0.00	\$0.00		\$0.00	\$0.00	\$11,658.96	0.00 %

J.P.Morgan