



See a Social Security Number? Say Something!
Report Privacy Problems to <https://public.resource.org/privacy>
Or call the IRS Identity Theft Hotline at 1-800-908-4490



Return of Private Foundation
 or Section 4947(a)(1) Nonexempt Charitable Trust
 Treated as a Private Foundation

2011

Note. The foundation may be able to use a copy of this return to satisfy state reporting requirements.

For calendar year 2011 or tax year beginning

, and ending

Name of foundation: **JEROME ROBBINS FOUNDATION**

Number and street (or P O box number if mail is not delivered to street address): **156 WEST 56TH STREET, SUITE 900**

City or town, state, and ZIP code: **NEW YORK, NY 10019**

A Employer identification number: **13-6021425**

B Telephone number: **(212) 367-8956**

C If exemption application is pending, check here

D 1. Foreign organizations, check here
 2. Foreign organizations meeting the 85% test, check here and attach computation

E If private foundation status was terminated under section 507(b)(1)(A), check here

F If the foundation is in a 60-month termination under section 507(b)(1)(B), check here

G Check all that apply: Initial return Initial return of a former public charity
 Final return Amended return
 Address change Name change

H Check type of organization: Section 501(c)(3) exempt private foundation
 Section 4947(a)(1) nonexempt charitable trust Other taxable private foundation

I Fair market value of all assets at end of year (from Part II, col. (c), line 16): **\$ 17,596,527.**

J Accounting method: Cash Accrual
 Other (specify) _____

EXTENSION ATTACHED

| Part I Analysis of Revenue and Expenses (The total of amounts in columns (b), (c), and (d) may not necessarily equal the amounts in column (a)) | | (a) Revenue and expenses per books | (b) Net investment income | (c) Adjusted net income | (d) Disbursements for charitable purposes (cash basis only) |
|--|---|------------------------------------|---------------------------|-------------------------|---|
| Revenue | 1 Contributions, gifts, grants, etc., received | | | N/A | |
| | 2 Check <input checked="" type="checkbox"/> if the foundation is not required to attach Sch B | | | | |
| | 3 Interest on savings and temporary cash investments | 186. | 186. | | STATEMENT 1 |
| | 4 Dividends and interest from securities | 442,536. | 442,536. | | STATEMENT 2 |
| | 5a Gross rents | | | | |
| | b Net rental income or (loss) | | | | |
| | 6a Net gain or (loss) from sale of assets not on line 10 | <211,362.> | | | |
| | b Gross sales price for all assets on line 6a | 3,594,586. | | | |
| | 7 Capital gain net income (from Part IV, line 2) | | 0. | | |
| | 8 Net short-term capital gain | | | | |
| | 9 Income modifications | | | | |
| | 10a Gross sales less returns and allowances | | | | |
| b Less. Cost of goods sold | | | | | |
| c Gross profit or (loss) | | | | | |
| 11 Other income | 1,611,647. | 1,611,647. | | STATEMENT 3 | |
| 12 Total. Add lines 1 through 11 | 1,843,007. | 2,054,369. | | | |
| Operating and Administrative Expenses | 13 Compensation of officers, directors, trustees, etc | 307,837. | 111,135. | | 166,702. |
| | 14 Other employee salaries and wages | | | | |
| | 15 Pension plans, employee benefits | | | | |
| | 16a Legal fees | | | | |
| | b Accounting fees | 8,590. | 0. | | 8,590. |
| | c Other professional fees | 86,870. | 0. | | 86,870. |
| | 17 Interest | | | | |
| | 18 Taxes | 33,084. | 6,871. | | 9,102. |
| | 19 Depreciation and depletion | | | | |
| | 20 Occupancy | 48,495. | 0. | | 53,282. |
| | 21 Travel, conferences, and meetings | 572. | 0. | | 572. |
| | 22 Printing and publications | | | | |
| | 23 Other expenses | 376,773. | 314,161. | | 62,569. |
| | 24 Total operating and administrative expenses. Add lines 13 through 23 | 862,221. | 432,167. | | 387,687. |
| | 25 Contributions, gifts, grants paid | 2,315,882. | | | 2,315,882. |
| 26 Total expenses and disbursements. Add lines 24 and 25 | 3,178,103. | 432,167. | | 2,703,569. | |
| 27 Subtract line 26 from line 12: | | | | | |
| a Excess of revenue over expenses and disbursements | <1,335,096.> | | | | |
| b Net investment income (if negative, enter -0-) | | 1,622,202. | | | |
| c Adjusted net income (if negative, enter -0-) | | | N/A | | |

RECEIVED
 AUG 13 2012
 OGDEN, UT

SCANNED AUG 17 2012

21

| Part II Balance Sheets | | Attached schedules and amounts in the description column should be for end-of-year amounts only | | Beginning of year | | End of year | |
|-----------------------------|---|---|----------------|-----------------------|--------------------|--------------------|-----------------------|
| | | (a) Book Value | (b) Book Value | (c) Fair Market Value | (a) Book Value | (b) Book Value | (c) Fair Market Value |
| Assets | 1 | Cash - non-interest-bearing | | 64. | 60. | 60. | |
| | 2 | Savings and temporary cash investments | | 568,148. | 1,110,975. | 1,110,975. | |
| | 3 | Accounts receivable ▶ | 57,577. | | | | |
| | | Less: allowance for doubtful accounts ▶ | | 15,161. | 57,577. | 57,577. | |
| | 4 | Pledges receivable ▶ | | | | | |
| | | Less: allowance for doubtful accounts ▶ | | | | | |
| | 5 | Grants receivable | | | | | |
| | 6 | Receivables due from officers, directors, trustees, and other disqualified persons | | | | | |
| | 7 | Other notes and loans receivable ▶ | 25,000. | | | | |
| | | Less: allowance for doubtful accounts ▶ | 0. | 0. | 25,000. | 25,000. | |
| | 8 | Inventories for sale or use | | | | | |
| | 9 | Prepaid expenses and deferred charges | | | | | |
| | 10a | Investments - U.S. and state government obligations | STMT 9 | | 7,006,843. | 5,351,381. | 5,450,362. |
| | b | Investments - corporate stock | STMT 10 | | 2,012,906. | 1,628,761. | 1,642,878. |
| | c | Investments - corporate bonds | STMT 11 | | 3,131,270. | 3,260,150. | 3,109,704. |
| | 11 | Investments - land, buildings, and equipment: basis ▶ | | | | | |
| | Less: accumulated depreciation ▶ | | | | | | |
| 12 | Investments - mortgage loans | | | | | | |
| 13 | Investments - other | STMT 12 | | 5,065,193. | 4,910,120. | 5,122,095. | |
| 14 | Land, buildings, and equipment: basis ▶ | | | | | | |
| | Less: accumulated depreciation ▶ | | | | | | |
| 15 | Other assets (describe ▶) | STATEMENT 13) | | 621,444. | 749,151. | 1,077,876. | |
| 16 | Total assets (to be completed by all filers) | | | 18,421,029. | 17,093,175. | 17,596,527. | |
| Liabilities | 17 | Accounts payable and accrued expenses | | | | | |
| | 18 | Grants payable | | | | | |
| | 19 | Deferred revenue | | | | | |
| | 20 | Loans from officers, directors, trustees, and other disqualified persons | | | | | |
| | 21 | Mortgages and other notes payable | | | | | |
| | 22 | Other liabilities (describe ▶) | STATEMENT 14) | | 0. | 7,242. | |
| 23 | Total liabilities (add lines 17 through 22) | | | 0. | 7,242. | | |
| Net Assets or Fund Balances | Foundations that follow SFAS 117, check here and complete lines 24 through 26 and lines 30 and 31. ▶ <input type="checkbox"/> | | | | | | |
| | 24 | Unrestricted | | | | | |
| | 25 | Temporarily restricted | | | | | |
| | 26 | Permanently restricted | | | | | |
| | Foundations that do not follow SFAS 117, check here and complete lines 27 through 31. ▶ <input checked="" type="checkbox"/> | | | | | | |
| | 27 | Capital stock, trust principal, or current funds | | | 1,168,936. | 1,168,936. | |
| | 28 | Paid-in or capital surplus, or land, bldg., and equipment fund | | | 0. | 0. | |
| | 29 | Retained earnings, accumulated income, endowment, or other funds | | | 17,252,093. | 15,916,997. | |
| 30 | Total net assets or fund balances | | | 18,421,029. | 17,085,933. | | |
| 31 | Total liabilities and net assets/fund balances | | | 18,421,029. | 17,093,175. | | |

Part III Analysis of Changes in Net Assets or Fund Balances

| | | | |
|---|--|---|--------------------|
| 1 | Total net assets or fund balances at beginning of year - Part II, column (a), line 30 (must agree with end-of-year figure reported on prior year's return) | 1 | 18,421,029. |
| 2 | Enter amount from Part I, line 27a | 2 | <1,335,096.> |
| 3 | Other increases not included in line 2 (itemize) ▶ | 3 | 0. |
| 4 | Add lines 1, 2, and 3 | 4 | 17,085,933. |
| 5 | Decreases not included in line 2 (itemize) ▶ | 5 | 0. |
| 6 | Total net assets or fund balances at end of year (line 4 minus line 5) - Part II, column (b), line 30 | 6 | 17,085,933. |

Part IV Capital Gains and Losses for Tax on Investment Income

| | (a) List and describe the kind(s) of property sold (e.g., real estate, 2-story brick warehouse; or common stock, 200 shs. MLC Co.) | (b) How acquired P - Purchase D - Donation | (c) Date acquired (mo., day, yr.) | (d) Date sold (mo., day, yr.) |
|----|--|--|--------------------------------------|----------------------------------|
| 1a | | | | |
| b | SEE ATTACHED STATEMENT | | | |
| c | | | | |
| d | | | | |
| e | | | | |

| | (e) Gross sales price | (f) Depreciation allowed (or allowable) | (g) Cost or other basis plus expense of sale | (h) Gain or (loss) (e) plus (f) minus (g) |
|---|-----------------------|--|---|--|
| a | | | | |
| b | | | | |
| c | | | | |
| d | | | | |
| e | 3,594,586. | | 3,805,948. | <211,362.> |

| Complete only for assets showing gain in column (h) and owned by the foundation on 12/31/69 | | | (l) Gains (Col. (h) gain minus col. (k), but not less than -0-) or Losses (from col. (h)) |
|---|--------------------------------------|---|---|
| (i) F.M.V. as of 12/31/69 | (j) Adjusted basis as of 12/31/69 | (k) Excess of col. (i) over col. (j), if any | |
| a | | | |
| b | | | |
| c | | | |
| d | | | |
| e | | | <211,362.> |

| | | | |
|---|---|---|-------------------------|
| 2 | Capital gain net income or (net capital loss) { If gain, also enter in Part I, line 7 If (loss), enter -0- in Part I, line 7 } | 2 | <211,362.> |
| 3 | Net short-term capital gain or (loss) as defined in sections 1222(5) and (6): If gain, also enter in Part I, line 8, column (c). If (loss), enter -0- in Part I, line 8 | 3 | N/A |

Part V Qualification Under Section 4940(e) for Reduced Tax on Net Investment Income

(For optional use by domestic private foundations subject to the section 4940(a) tax on net investment income.)

If section 4940(d)(2) applies, leave this part blank.

Was the foundation liable for the section 4942 tax on the distributable amount of any year in the base period? Yes No

If "Yes," the foundation does not qualify under section 4940(e). Do not complete this part.

1 Enter the appropriate amount in each column for each year; see instructions before making any entries.

| (a) Base period years Calendar year (or tax year beginning in) | (b) Adjusted qualifying distributions | (c) Net value of noncharitable-use assets | (d) Distribution ratio (col. (b) divided by col. (c)) |
|--|--|--|---|
| 2010 | 2,184,372. | 19,670,649. | .111047 |
| 2009 | 1,353,622. | 20,205,022. | .066994 |
| 2008 | 2,615,561. | 19,182,242. | .136353 |
| 2007 | 1,909,888. | 18,812,379. | .101523 |
| 2006 | 1,625,000. | 20,152,897. | .080634 |

| | | | |
|---|--|---|--------------------|
| 2 | Total of line 1, column (d) | 2 | .496551 |
| 3 | Average distribution ratio for the 5-year base period - divide the total on line 2 by 5, or by the number of years the foundation has been in existence if less than 5 years | 3 | .099310 |
| 4 | Enter the net value of noncharitable-use assets for 2011 from Part X, line 5 | 4 | 19,544,821. |
| 5 | Multiply line 4 by line 3 | 5 | 1,940,996. |
| 6 | Enter 1% of net investment income (1% of Part I, line 27b) | 6 | 16,222. |
| 7 | Add lines 5 and 6 | 7 | 1,957,218. |
| 8 | Enter qualifying distributions from Part XII, line 4 | 8 | 2,703,569. |

If line 8 is equal to or greater than line 7, check the box in Part VI, line 1b, and complete that part using a 1% tax rate. See the Part VI instructions.

Part VI Excise Tax Based on Investment Income (Section 4940(a), 4940(b), 4940(e), or 4948 - see instructions)

| | | | |
|----|---|----|---------|
| 1a | Exempt operating foundations described in section 4940(d)(2), check here <input type="checkbox"/> and enter "N/A" on line 1. Date of ruling or determination letter: _____ (attach copy of letter if necessary-see instructions) | | |
| b | Domestic foundations that meet the section 4940(e) requirements in Part V, check here <input checked="" type="checkbox"/> and enter 1% of Part I, line 27b | 1 | 16,222. |
| c | All other domestic foundations enter 2% of line 27b. Exempt foreign organizations enter 4% of Part I, line 12, col. (b). | | |
| 2 | Tax under section 511 (domestic section 4947(a)(1) trusts and taxable foundations only. Others enter -0-) | 2 | 0. |
| 3 | Add lines 1 and 2 | 3 | 16,222. |
| 4 | Subtitle A (income) tax (domestic section 4947(a)(1) trusts and taxable foundations only. Others enter -0-) | 4 | 0. |
| 5 | Tax based on investment income. Subtract line 4 from line 3. If zero or less, enter -0- | 5 | 16,222. |
| 6 | Credits/Payments: | | |
| 6a | 2011 estimated tax payments and 2010 overpayment credited to 2011 | 6a | 25,868. |
| 6b | Exempt foreign organizations - tax withheld at source | 6b | |
| 6c | Tax paid with application for extension of time to file (Form 8868) | 6c | |
| 6d | Backup withholding erroneously withheld | 6d | |
| 7 | Total credits and payments. Add lines 6a through 6d | 7 | 25,868. |
| 8 | Enter any penalty for underpayment of estimated tax. Check here <input type="checkbox"/> if Form 2220 is attached | 8 | |
| 9 | Tax due. If the total of lines 5 and 8 is more than line 7, enter amount owed | 9 | |
| 10 | Overpayment. If line 7 is more than the total of lines 5 and 8, enter the amount overpaid | 10 | 9,646. |
| 11 | Enter the amount of line 10 to be: Credited to 2012 estimated tax <input checked="" type="checkbox"/> 9,646. Refunded <input type="checkbox"/> | 11 | 0. |

Part VII-A Statements Regarding Activities

| | Yes | No |
|----|-----|----|
| 1a | | X |
| 1b | | X |
| | | |
| 1c | | X |
| | | |
| 2 | | X |
| | | |
| 3 | | X |
| 4a | | X |
| 4b | | |
| 5 | | X |
| | | |
| 6 | X | |
| 7 | X | |
| | | |
| 8a | | |
| | | |
| 8b | X | |
| | | |
| 9 | | X |
| 10 | | X |

N/A

Part VII-A Statements Regarding Activities (continued)

| | | | | |
|----|---|--|----|-------------|
| 11 | At any time during the year, did the foundation, directly or indirectly, own a controlled entity within the meaning of section 512(b)(13)? If "Yes," attach schedule (see instructions) | | | X |
| 12 | Did the foundation make a distribution to a donor advised fund over which the foundation or a disqualified person had advisory privileges? If "Yes," attach statement (see instructions) | | | X |
| 13 | Did the foundation comply with the public inspection requirements for its annual returns and exemption application? Website address JEROMEROBBINS.ORG | | X | |
| 14 | The books are in care of CHRISTOPHER PENNINGTON Telephone no. 212 367-8956 Located at 156 WEST 56TH STREET, 9TH FLOOR, NEW YORK, NY ZIP+4 10019 | | | |
| 15 | Section 4947(a)(1) nonexempt charitable trusts filing Form 990-PF in lieu of Form 1041 - Check here and enter the amount of tax-exempt interest received or accrued during the year | | 15 | N/A |
| 16 | At any time during calendar year 2011, did the foundation have an interest in or a signature or other authority over a bank, securities, or other financial account in a foreign country? See the instructions for exceptions and filing requirements for Form TD F 90-22.1. If "Yes," enter the name of the foreign country | | 16 | Yes No X |

Part VII-B Statements Regarding Activities for Which Form 4720 May Be Required

File Form 4720 if any item is checked in the "Yes" column, unless an exception applies.

| | | Yes | No |
|-----|---|-----|----|
| 1a | During the year did the foundation (either directly or indirectly): | | |
| (1) | Engage in the sale or exchange, or leasing of property with a disqualified person? <input type="checkbox"/> Yes <input checked="" type="checkbox"/> No | | |
| (2) | Borrow money from, lend money to, or otherwise extend credit to (or accept it from) a disqualified person? <input type="checkbox"/> Yes <input checked="" type="checkbox"/> No | | |
| (3) | Furnish goods, services, or facilities to (or accept them from) a disqualified person? <input type="checkbox"/> Yes <input checked="" type="checkbox"/> No | | |
| (4) | Pay compensation to, or pay or reimburse the expenses of, a disqualified person? <input checked="" type="checkbox"/> Yes <input type="checkbox"/> No | | |
| (5) | Transfer any income or assets to a disqualified person (or make any of either available for the benefit or use of a disqualified person)? <input type="checkbox"/> Yes <input checked="" type="checkbox"/> No | | |
| (6) | Agree to pay money or property to a government official? (Exception. Check "No" if the foundation agreed to make a grant to or to employ the official for a period after termination of government service, if terminating within 90 days.) <input type="checkbox"/> Yes <input checked="" type="checkbox"/> No | | |
| b | If any answer is "Yes" to 1a(1)-(6), did any of the acts fail to qualify under the exceptions described in Regulations section 53.4941(d)-3 or in a current notice regarding disaster assistance (see instructions)? Organizations relying on a current notice regarding disaster assistance check here <input type="checkbox"/> | 1b | X |
| c | Did the foundation engage in a prior year in any of the acts described in 1a, other than excepted acts, that were not corrected before the first day of the tax year beginning in 2011? | 1c | X |
| 2 | Taxes on failure to distribute income (section 4942) (does not apply for years the foundation was a private operating foundation defined in section 4942(j)(3) or 4942(j)(5)): | | |
| a | At the end of tax year 2011, did the foundation have any undistributed income (lines 6d and 6e, Part XIII) for tax year(s) beginning before 2011? <input type="checkbox"/> Yes <input checked="" type="checkbox"/> No If "Yes," list the years | | |
| b | Are there any years listed in 2a for which the foundation is not applying the provisions of section 4942(a)(2) (relating to incorrect valuation of assets) to the year's undistributed income? (If applying section 4942(a)(2) to all years listed, answer "No" and attach statement - see instructions.) N/A | 2b | |
| c | If the provisions of section 4942(a)(2) are being applied to any of the years listed in 2a, list the years here. | | |
| 3a | Did the foundation hold more than a 2% direct or indirect interest in any business enterprise at any time during the year? <input checked="" type="checkbox"/> Yes <input type="checkbox"/> No | | |
| b | If "Yes," did it have excess business holdings in 2011 as a result of (1) any purchase by the foundation or disqualified persons after May 26, 1969; (2) the lapse of the 5-year period (or longer period approved by the Commissioner under section 4943(c)(7)) to dispose of holdings acquired by gift or bequest; or (3) the lapse of the 10-, 15-, or 20-year first phase holding period? (Use Schedule C, Form 4720, to determine if the foundation had excess business holdings in 2011.) | 3b | X |
| 4a | Did the foundation invest during the year any amount in a manner that would jeopardize its charitable purposes? | 4a | X |
| b | Did the foundation make any investment in a prior year (but after December 31, 1969) that could jeopardize its charitable purpose that had not been removed from jeopardy before the first day of the tax year beginning in 2011? | 4b | X |

Part VII-B Statements Regarding Activities for Which Form 4720 May Be Required (continued)

5a During the year did the foundation pay or incur any amount to:

(1) Carry on propaganda, or otherwise attempt to influence legislation (section 4945(e))? Yes No

(2) Influence the outcome of any specific public election (see section 4955); or to carry on, directly or indirectly, any voter registration drive? Yes No

(3) Provide a grant to an individual for travel, study, or other similar purposes? Yes No

(4) Provide a grant to an organization other than a charitable, etc., organization described in section 509(a)(1), (2), or (3), or section 4940(d)(2)? Yes No

(5) Provide for any purpose other than religious, charitable, scientific, literary, or educational purposes, or for the prevention of cruelty to children or animals? Yes No

b If any answer is "Yes" to 5a(1)-(5), did any of the transactions fail to qualify under the exceptions described in Regulations section 53.4945 or in a current notice regarding disaster assistance (see instructions)? Yes No
 Organizations relying on a current notice regarding disaster assistance check here

c If the answer is "Yes" to question 5a(4), does the foundation claim exemption from the tax because it maintained expenditure responsibility for the grant? **SEE STATEMENT 15** Yes No
 If "Yes," attach the statement required by Regulations section 53.4945-5(d).

6a Did the foundation, during the year, receive any funds, directly or indirectly, to pay premiums on a personal benefit contract? Yes No

b Did the foundation, during the year, pay premiums, directly or indirectly, on a personal benefit contract? Yes No
 If "Yes" to 6b, file Form 8870.

7a At any time during the tax year, was the foundation a party to a prohibited tax shelter transaction? Yes No

b If "Yes," did the foundation receive any proceeds or have any net income attributable to the transaction? Yes No **N/A**

Part VIII Information About Officers, Directors, Trustees, Foundation Managers, Highly Paid Employees, and Contractors

1 List all officers, directors, trustees, foundation managers and their compensation.

| (a) Name and address | (b) Title, and average hours per week devoted to position | (c) Compensation (if not paid, enter -0-) | (d) Contributions to employee benefit plans and deferred compensation | (e) Expense account, other allowances |
|--|---|---|---|---------------------------------------|
| ALLEN GREENBERG 156 WEST 56TH STREET, 9TH FLOOR NEW YORK, NY 10019 | DIRECTOR 28.00 | 233,913. | 0. | 0. |
| DANIEL STERN GENEVA SWITZERLAND | DIRECTOR 7.50 | 43,924. | 0. | 0. |
| ELLEN SORRIN 156 WEST 56TH STREET, 9TH FLOOR NEW YORK, NY 10019 | DIRECTOR 10.00 | 30,000. | 0. | 0. |
| | | | | |
| | | | | |

2 Compensation of five highest-paid employees (other than those included on line 1). If none, enter "NONE."

| (a) Name and address of each employee paid more than \$50,000 | (b) Title, and average hours per week devoted to position | (c) Compensation | (d) Contributions to employee benefit plans and deferred compensation | (e) Expense account, other allowances |
|---|---|------------------|---|---------------------------------------|
| NONE | | | | |
| | | | | |
| | | | | |
| | | | | |
| | | | | |

Total number of other employees paid over \$50,000 0

Part VIII Information About Officers, Directors, Trustees, Foundation Managers, Highly Paid Employees, and Contractors (continued)

3 Five highest-paid independent contractors for professional services. If none, enter "NONE."

| (a) Name and address of each person paid more than \$50,000 | (b) Type of service | (c) Compensation |
|---|---------------------|------------------|
| NONE | | |
| | | |
| | | |
| | | |
| | | |
| | | |
| | | |
| | | |
| | | |

Total number of others receiving over \$50,000 for professional services ▶ 0

Part IX-A Summary of Direct Charitable Activities

| List the foundation's four largest direct charitable activities during the tax year. Include relevant statistical information such as the number of organizations and other beneficiaries served, conferences convened, research papers produced, etc. | Expenses |
|--|----------|
| 1 N/A | |
| | |
| 2 | |
| | |
| 3 | |
| | |
| 4 | |
| | |

Part IX-B Summary of Program-Related Investments

| Describe the two largest program-related investments made by the foundation during the tax year on lines 1 and 2. | Amount |
|---|--------|
| 1 N/A | |
| | |
| 2 | |
| | |
| All other program-related investments. See instructions. | |
| 3 | |
| | |
| Total. Add lines 1 through 3 ▶ | 0. |

Part X Minimum Investment Return (All domestic foundations must complete this part. Foreign foundations, see instructions)

| | | | |
|---|---|----|-------------|
| 1 Fair market value of assets not used (or held for use) directly in carrying out charitable, etc., purposes: | | | |
| a | Average monthly fair market value of securities | 1a | 12,353,623. |
| b | Average of monthly cash balances | 1b | 131,547. |
| c | Fair market value of all other assets | 1c | 7,357,288. |
| d | Total (add lines 1a, b, and c) | 1d | 19,842,458. |
| e | Reduction claimed for blockage or other factors reported on lines 1a and 1c (attach detailed explanation) | 1e | 0. |
| 2 | Acquisition indebtedness applicable to line 1 assets | 2 | 0. |
| 3 | Subtract line 2 from line 1d | 3 | 19,842,458. |
| 4 | Cash deemed held for charitable activities. Enter 1 1/2% of line 3 (for greater amount, see instructions) | 4 | 297,637. |
| 5 | Net value of noncharitable-use assets. Subtract line 4 from line 3. Enter here and on Part V, line 4 | 5 | 19,544,821. |
| 6 | Minimum investment return. Enter 5% of line 5 | 6 | 977,241. |

Part XI Distributable Amount (see instructions) (Section 4942(j)(3) and (j)(5) private operating foundations and certain foreign organizations check here and do not complete this part.)

| | | | |
|----|--|----|----------|
| 1 | Minimum investment return from Part X, line 6 | 1 | 977,241. |
| 2a | Tax on investment income for 2011 from Part VI, line 5 | 2a | 16,222. |
| b | Income tax for 2011. (This does not include the tax from Part VI.) | 2b | |
| c | Add lines 2a and 2b | 2c | 16,222. |
| 3 | Distributable amount before adjustments. Subtract line 2c from line 1 | 3 | 961,019. |
| 4 | Recoveries of amounts treated as qualifying distributions | 4 | 0. |
| 5 | Add lines 3 and 4 | 5 | 961,019. |
| 6 | Deduction from distributable amount (see instructions) | 6 | 0. |
| 7 | Distributable amount as adjusted. Subtract line 6 from line 5. Enter here and on Part XIII, line 1 | 7 | 961,019. |

Part XII Qualifying Distributions (see instructions)

| | | | |
|--|---|----|------------|
| 1 Amounts paid (including administrative expenses) to accomplish charitable, etc., purposes: | | | |
| a | Expenses, contributions, gifts, etc. - total from Part I, column (d), line 26 | 1a | 2,703,569. |
| b | Program-related investments - total from Part IX-B | 1b | 0. |
| 2 | Amounts paid to acquire assets used (or held for use) directly in carrying out charitable, etc., purposes | 2 | |
| 3 Amounts set aside for specific charitable projects that satisfy the: | | | |
| a | Suitability test (prior IRS approval required) | 3a | |
| b | Cash distribution test (attach the required schedule) | 3b | |
| 4 | Qualifying distributions. Add lines 1a through 3b. Enter here and on Part V, line 8, and Part XIII, line 4 | 4 | 2,703,569. |
| 5 | Foundations that qualify under section 4940(e) for the reduced rate of tax on net investment income. Enter 1% of Part I, line 27b | 5 | 16,222. |
| 6 | Adjusted qualifying distributions. Subtract line 5 from line 4 | 6 | 2,687,347. |

Note. The amount on line 6 will be used in Part V, column (b), in subsequent years when calculating whether the foundation qualifies for the section 4940(e) reduction of tax in those years.

Part XIII Undistributed Income (see instructions)

| | (a) Corpus | (b) Years prior to 2010 | (c) 2010 | (d) 2011 |
|--|---------------|----------------------------|-------------|-------------|
| 1 Distributable amount for 2011 from Part XI, line 7 | | | | 961,019. |
| 2 Undistributed income, if any, as of the end of 2011 | | | | |
| a Enter amount for 2010 only | | | 0. | |
| b Total for prior years: | | 0. | | |
| 3 Excess distributions carryover, if any, to 2011: | | | | |
| a From 2006 | 663,435. | | | |
| b From 2007 | 1,013,923. | | | |
| c From 2008 | 1,702,595. | | | |
| d From 2009 | 1,099,999. | | | |
| e From 2010 | 1,252,570. | | | |
| f Total of lines 3a through e | 5,732,522. | | | |
| 4 Qualifying distributions for 2011 from Part XII, line 4: ▶ \$ 2,703,569. | | | | |
| a Applied to 2010, but not more than line 2a | | | 0. | |
| b Applied to undistributed income of prior years (Election required - see instructions) | | 0. | | |
| c Treated as distributions out of corpus (Election required - see instructions) | 0. | | | |
| d Applied to 2011 distributable amount | | | | 961,019. |
| e Remaining amount distributed out of corpus | 1,742,550. | | | |
| 5 Excess distributions carryover applied to 2011 (If an amount appears in column (d), the same amount must be shown in column (a)) | 0. | | | 0. |
| 6 Enter the net total of each column as indicated below: | | | | |
| a Corpus Add lines 3f, 4c, and 4e Subtract line 5 | 7,475,072. | | | |
| b Prior years' undistributed income. Subtract line 4b from line 2b | | 0. | | |
| c Enter the amount of prior years' undistributed income for which a notice of deficiency has been issued, or on which the section 4942(a) tax has been previously assessed | | 0. | | |
| d Subtract line 6c from line 6b. Taxable amount - see instructions | | 0. | | |
| e Undistributed income for 2010. Subtract line 4a from line 2a. Taxable amount - see instr. | | | 0. | |
| f Undistributed income for 2011. Subtract lines 4d and 5 from line 1. This amount must be distributed in 2012 | | | | 0. |
| 7 Amounts treated as distributions out of corpus to satisfy requirements imposed by section 170(b)(1)(F) or 4942(g)(3) | 0. | | | |
| 8 Excess distributions carryover from 2006 not applied on line 5 or line 7 | 663,435. | | | |
| 9 Excess distributions carryover to 2012. Subtract lines 7 and 8 from line 6a | 6,811,637. | | | |
| 10 Analysis of line 9: | | | | |
| a Excess from 2007 | 1,013,923. | | | |
| b Excess from 2008 | 1,702,595. | | | |
| c Excess from 2009 | 1,099,999. | | | |
| d Excess from 2010 | 1,252,570. | | | |
| e Excess from 2011 | 1,742,550. | | | |

Part XIV Private Operating Foundations (see instructions and Part VII-A, question 9) N/A

1 a If the foundation has received a ruling or determination letter that it is a private operating foundation, and the ruling is effective for 2011, enter the date of the ruling ▶
 b Check box to indicate whether the foundation is a private operating foundation described in section 4942(j)(3) or 4942(j)(5)

| | Tax year | Prior 3 years | | | (e) Total |
|---|----------|---------------|----------|----------|-----------|
| | (a) 2011 | (b) 2010 | (c) 2009 | (d) 2008 | |
| 2 a Enter the lesser of the adjusted net income from Part I or the minimum investment return from Part X for each year listed | | | | | |
| b 85% of line 2a | | | | | |
| c Qualifying distributions from Part XII, line 4 for each year listed | | | | | |
| d Amounts included in line 2c not used directly for active conduct of exempt activities | | | | | |
| e Qualifying distributions made directly for active conduct of exempt activities. Subtract line 2d from line 2c | | | | | |
| 3 Complete 3a, b, or c for the alternative test relied upon: | | | | | |
| a "Assets" alternative test - enter: | | | | | |
| (1) Value of all assets | | | | | |
| (2) Value of assets qualifying under section 4942(j)(3)(B)(i) | | | | | |
| b "Endowment" alternative test - enter 2/3 of minimum investment return shown in Part X, line 6 for each year listed | | | | | |
| c "Support" alternative test - enter: | | | | | |
| (1) Total support other than gross investment income (interest, dividends, rents, payments on securities loans (section 512(a)(5)), or royalties) | | | | | |
| (2) Support from general public and 5 or more exempt organizations as provided in section 4942(j)(3)(B)(iii) | | | | | |
| (3) Largest amount of support from an exempt organization | | | | | |
| (4) Gross investment income | | | | | |

Part XV Supplementary information (Complete this part only if the foundation had \$5,000 or more in assets at any time during the year-see instructions.)

1 **Information Regarding Foundation Managers:**
 a List any managers of the foundation who have contributed more than 2% of the total contributions received by the foundation before the close of any tax year (but only if they have contributed more than \$5,000). (See section 507(d)(2).)

NONE

b List any managers of the foundation who own 10% or more of the stock of a corporation (or an equally large portion of the ownership of a partnership or other entity) of which the foundation has a 10% or greater interest.

NONE

2 **Information Regarding Contribution, Grant, Gift, Loan, Scholarship, etc., Programs:**
 Check here if the foundation only makes contributions to preselected charitable organizations and does not accept unsolicited requests for funds. If the foundation makes gifts, grants, etc. (see instructions) to individuals or organizations under other conditions, complete items 2a, b, c, and d.

a The name, address, and telephone number of the person to whom applications should be addressed:

SEE STATEMENT 16

b The form in which applications should be submitted and information and materials they should include:

c Any submission deadlines:

d Any restrictions or limitations on awards, such as by geographical areas, charitable fields, kinds of institutions, or other factors:

Part XV Supplementary Information (continued)

3 Grants and Contributions Paid During the Year or Approved for Future Payment

| Recipient Name and address (home or business) | If recipient is an individual, show any relationship to any foundation manager or substantial contributor | Foundation status of recipient | Purpose of grant or contribution | Amount |
|--|--|--------------------------------------|-------------------------------------|------------|
| <i>a Paid during the year</i> | | | | |
| SEE SCHEDULE ATTACHED | NONE | | | 2,315,882. |
| | | | | |
| | | | | |
| | | | | |
| | | | | |
| | | | | |
| | | | | |
| Total | | | ▶ 3a | 2,315,882. |
| <i>b Approved for future payment</i> | | | | |
| NONE | | | | |
| | | | | |
| | | | | |
| | | | | |
| Total | | | ▶ 3b | 0. |

JEROME ROBBINS FOUNDATION

EIN: 13-6021425

FORM 990PF PAGE 11 PART XV

Annual Contributions 2011

1/1/2011 through 12/31/2011

| Date | Description | Amount |
|---------------------------|--|-------------|
| AIDS Organizations | | |
| 1/11/2011 | AIDS-Related Community Services | \$3,000.00 |
| 1/11/2011 | Bailey House | \$35,000.00 |
| 1/11/2011 | Friends In Deed | \$6,500.00 |
| 9/28/2011 | Friends In Deed | \$3,000.00 |
| 1/11/2011 | Gay Men's Health Crisis | \$20,000.00 |
| 3/14/2011 | Harlem United Community AIDS Center Inc | \$15,000.00 |
| 9/13/2011 | The Actor's Fund | \$10,000.00 |
| 9/13/2011 | The Alpha Workshops | \$10,000.00 |
| Dance | | |
| 1/11/2011 | Amber Sloan / Fractured Atlas | \$1,218.00 |
| 3/14/2011 | American Ballet Theatre | \$30,000.00 |
| 9/13/2011 | American Friends Of Batsheva Dance Company | \$5,000.00 |
| 9/13/2011 | American Friends Of Paris Opera & Ballet | \$15,000.00 |
| 9/13/2011 | American Friends Of Paris Opera & Ballet | \$25,000.00 |
| 1/11/2011 | American Friends Of The Paris Opera & Ballet | \$20,000.00 |
| 3/14/2011 | American Tap Dance Foundation | \$5,000.00 |
| 3/14/2011 | Antony Tudor Ballet Trust | \$5,000.00 |
| 3/14/2011 | Armitage Gone! Dance | \$5,000.00 |
| 9/13/2011 | Ballet Arizona | \$7,500.00 |
| 3/14/2011 | Ballet West | \$5,000.00 |
| 2/16/2011 | Baryshnikov Arts Center | \$10,000.00 |
| 12/12/2011 | Benjamin Millepied / The Field | \$10,000.00 |
| 4/15/2011 | Boston Ballet | \$15,000.00 |
| 9/19/2011 | Carolina Ballet | \$2,500.00 |
| 1/11/2011 | David Dorfman Dance | \$5,000.00 |
| 9/13/2011 | Doug Varone And Dancers | \$2,500.00 |
| 1/11/2011 | Garth Fagan Dance | \$2,000.00 |
| 7/13/2011 | Gina Gibney Dance, Inc. | \$10,000.00 |
| 3/14/2011 | Houston Ballet | \$10,000.00 |
| 9/13/2011 | Jennifer Muller / The Works | \$2,500.00 |
| 10/25/2011 | John Kelly Performance / Fractured Atlas | \$5,000.00 |
| 9/13/2011 | Jose Limon Dance Foundation | \$5,000.00 |
| 1/11/2011 | Kansas City Ballet | \$10,000.00 |
| 6/14/2011 | Kansas City Ballet | \$15,000.00 |
| 1/11/2011 | Keigwin & Company | \$2,500.00 |
| 3/14/2011 | Koresh Dance Company | \$2,500.00 |
| 3/14/2011 | Lar Lubovitch Dance Company | \$2,500.00 |

JEROME ROBBINS FOUNDATION
 EIN: 13-6021425
 FORM 990PF PAGE 11 PART XV

Annual Contributions 2011
 1/1/2011 through 12/31/2011

| Date | Description | Amount |
|------------|---|--------------|
| 2/16/2011 | Martha Graham Center Of Contemporary Dan | \$8,000.00 |
| 9/13/2011 | Martha Graham Center Of Contemporary Dan | \$10,000.00 |
| 1/11/2011 | Miami City Ballet | \$25,000.00 |
| 5/13/2011 | Miami City Ballet | \$5,000.00 |
| 9/13/2011 | Morphoses | \$10,000.00 |
| 3/14/2011 | New York City Ballet | \$125,000.00 |
| 11/14/2011 | New York City Ballet | \$6,500.00 |
| 1/11/2011 | New York Theatre Ballet | \$2,500.00 |
| 9/13/2011 | Oregon Ballet Theatre | \$20,000.00 |
| 9/13/2011 | Pam Tanowitz / Gotham Arts Exchange | \$2,000.00 |
| 9/13/2011 | Paul Taylor Dance Company | \$7,500.00 |
| 9/13/2011 | Risa Jaroslow And Dancers / High Tide Dance | \$6,000.00 |
| 10/13/2011 | Satellite Ballet / Dogwood Center For The Performing Arts | \$7,500.00 |
| 1/11/2011 | Shen Wei Dance Arts | \$2,500.00 |
| 3/14/2011 | Sokolow Theatre/Dance Ensemble | \$2,500.00 |
| 1/11/2011 | Stephen Petronio Company | \$2,500.00 |
| 9/13/2011 | The Bang Group | \$17,500.00 |
| 6/22/2011 | Tom Gold Dance Foundation | \$2,500.00 |
| 1/11/2011 | Trey McIntyre Project | \$10,000.00 |
| 3/14/2011 | Tulsa Ballet | \$5,000.00 |
| 9/13/2011 | Washington Ballet | \$5,000.00 |
| | Jerome Robbins Prize | \$0.00 |
| 10/13/2011 | Alexandra Ansanelli | \$5,000.00 |
| 10/13/2011 | Allegra Kent | \$5,000.00 |
| 12/20/2011 | Darci Kistler | \$5,000.00 |
| 10/13/2011 | Gelsey Kirkland Academy Of Classical Ballet, Inc. | \$5,000.00 |
| 10/13/2011 | Helene Alexopoulos | \$5,000.00 |
| 10/13/2011 | Jenifer Ringer Fayette | \$5,000.00 |
| 10/13/2011 | Jillana | \$5,000.00 |
| 10/13/2011 | Judith Fugate Bahiri | \$5,000.00 |
| 10/13/2011 | Kay Mazzo | \$5,000.00 |
| 10/13/2011 | Kyra Nichols Gray | \$5,000.00 |
| 10/13/2011 | Lourdes Lopez | \$5,000.00 |
| 10/13/2011 | Margaret Tracey | \$5,000.00 |
| 10/13/2011 | Maria Calegari | \$5,000.00 |
| 10/13/2011 | Maria Kowroski | \$5,000.00 |
| 10/13/2011 | Melinda Roy | \$5,000.00 |
| 10/13/2011 | Merrill Ashley | \$5,000.00 |
| 10/13/2011 | Miranda Weese | \$5,000.00 |

JEROME ROBBINS FOUNDATION
 EIN: 13-6021425
 FORM 990PF PAGE 11 PART XV

Annual Contributions 2011
 1/1/2011 through 12/31/2011

| Date | Description | Amount |
|---|--|-------------|
| 10/13/2011 | Patricia McBride Bonnefoux | \$5,000.00 |
| 10/13/2011 | Q-Bird Productions, Inc. / Heather Watts | \$5,000.00 |
| 10/13/2011 | Sara Leland | \$5,000.00 |
| 10/13/2011 | Stephanie Saland | \$5,000.00 |
| 10/13/2011 | Suzanne Farrell | \$5,000.00 |
| 10/13/2011 | Violette Verdy | \$5,000.00 |
| 10/13/2011 | Wendy Whelan | \$5,000.00 |
| 10/13/2011 | Yvonne Borree | \$5,000.00 |
| 10/13/2011 | Yvonne Mounsey | \$5,000.00 |
| New Essential Work | | \$0.00 |
| 3/14/2011 | Alaska Dance Theatre | \$15,000.00 |
| 4/15/2011 | Aspen Santa Fe Ballet | \$20,000.00 |
| 1/11/2011 | Ballet Hispanico | \$20,000.00 |
| 1/11/2011 | Carolina Ballet | \$15,000.00 |
| 10/13/2011 | Colorado Ballet | \$20,000.00 |
| 8/26/2011 | Company Stefanie Batten Bland / Unique Projects Inc. | \$5,000.00 |
| 1/11/2011 | Dance Theatre Of Harlem | \$20,000.00 |
| 2/16/2011 | Eugene Ballet Company | \$15,000.00 |
| 1/11/2011 | Joffrey Ballet | \$30,000.00 |
| 1/11/2011 | New York City Opera | \$25,000.00 |
| Others | | \$0.00 |
| 3/14/2011 | Arts & Business Council Of New York | \$1,500.00 |
| 9/13/2011 | Career Transition For Dancers | \$15,000.00 |
| 9/13/2011 | Circle In The Square Theatre School | \$10,000.00 |
| 2/16/2011 | David Michalek / Franklin Furnace | \$10,000.00 |
| 1/11/2011 | F.E.G.S. | \$13,500.00 |
| 10/31/2011 | Foundation For Jewish Culture | \$5,000.00 |
| 1/11/2011 | Hemsley Lighting Programs | \$6,000.00 |
| 11/18/2011 | Nassau AHRC Foundation | \$1,000.00 |
| 9/13/2011 | National Dance Institute | \$10,000.00 |
| 1/11/2011 | Pentacle / DanceWorks, Inc. | \$2,500.00 |
| 1/11/2011 | Tada! Youth Theater | \$2,500.00 |
| 1/11/2011 | The Field | \$10,000.00 |
| 9/13/2011 | Westhampton Beach Performing Arts Center | \$2,500.00 |
| 3/14/2011 | Wingspan Arts | \$5,000.00 |
| 3/14/2011 | Words On Dance | \$2,500.00 |
| 3/14/2011 | Young Audiences New Jersey | \$5,000.00 |
| 3/14/2011 | Young Audiences New York | \$5,000.00 |
| Performing Arts Institutions & Projects | | \$0.00 |

JEROME ROBBINS FOUNDATION

EIN: 13-6021425

FORM 990PF PAGE 11 PART XV

Annual Contributions 2011

1/1/2011 through 12/31/2011

| Date | Description | Amount |
|------------|---|--------------|
| 1/11/2011 | Alliance For The Arts | \$7,500.00 |
| 3/14/2011 | American Dance Festival | \$2,500.00 |
| 9/13/2011 | Ballet Tech School | \$10,000.00 |
| 3/14/2011 | Baryshnikov Dance Foundation | \$550,000.00 |
| 9/7/2011 | Baryshnikov Dance Foundation | \$1,000.00 |
| 5/13/2011 | Brooklyn Academy Of Music | \$10,000.00 |
| 6/14/2011 | Brooklyn Academy Of Music | \$71,429.00 |
| 11/14/2011 | Brooklyn Academy Of Music | \$2,500.00 |
| 9/13/2011 | Byrd Hoffman Water Mill Foundation / Watermill Center | \$15,000.00 |
| 9/13/2011 | Dance New Amsterdam | \$5,000.00 |
| 3/14/2011 | Dance NYC | \$5,000.00 |
| 1/11/2011 | Dance Theater Workshop | \$35,000.00 |
| 1/11/2011 | DanceBreak Foundation | \$10,000.00 |
| 3/14/2011 | DanceNow/NYC | \$5,000.00 |
| 1/11/2011 | Danspace Project | \$10,000.00 |
| 9/13/2011 | Henry Street Settlement | \$2,500.00 |
| 3/14/2011 | Jacob's Pillow Dance | \$3,500.00 |
| 1/11/2011 | Joyce Theater | \$35,000.00 |
| 3/14/2011 | La MaMa E.T.C. | \$500.00 |
| 5/26/2011 | La MaMa E.T.C. | \$1,500.00 |
| 9/13/2011 | La MaMa Experimental Theatre Club | \$10,000.00 |
| 9/13/2011 | McCarter Theatre Center | \$6,000.00 |
| 9/13/2011 | New York City Center | \$25,000.00 |
| 12/13/2011 | New York City Center | \$50,000.00 |
| 9/13/2011 | New York Live Arts | \$25,000.00 |
| 11/14/2011 | New York Public Library For The Performing Arts | \$66,666.00 |
| 1/11/2011 | Performance Space 122 | \$7,500.00 |
| 3/14/2011 | Queens Theatre In The Park | \$7,500.00 |
| 9/13/2011 | Remi Arts Inc | \$12,500.00 |
| 9/13/2011 | Riverside Theatre | \$2,500.00 |
| 1/11/2011 | Symphony Space | \$5,000.00 |
| 1/11/2011 | The Kitchen | \$2,500.00 |
| 3/14/2011 | Vail Valley Foundation | \$10,000.00 |
| | Scholarships & Fellowships | \$0.00 |
| 8/8/2011 | Alvin Ailey Dance Foundation | \$5,000.00 |
| 1/11/2011 | Bogliasco Foundation | \$15,000.00 |
| 9/13/2011 | Central Pennsylvania Youth Ballet | \$8,000.00 |
| 3/14/2011 | New Zealand School Of Dance | \$7,579.00 |
| 3/14/2011 | Purchase College Foundation | \$10,000.00 |

JEROME ROBBINS FOUNDATION
 EIN: 13-6021425
 FORM 990PF PAGE 11 PART XV

Annual Contributions 2011
 1/1/2011 through 12/31/2011

| Date | Description | Amount |
|---------------|---|----------------|
| 9/13/2011 | Purchase College Foundation | \$10,000.00 |
| 1/11/2011 | Rock School For Dance Education | \$15,490.00 |
| 4/15/2011 | School Of American Ballet | \$10,000.00 |
| 9/13/2011 | School Of American Ballet | \$30,000.00 |
| 1/11/2011 | St. Mary's College Of California | \$10,000.00 |
| Theater | | \$0.00 |
| 3/14/2011 | American Friends Of The Royal Court Theatre | \$5,000.00 |
| 1/11/2011 | Clubbed Thumb | \$6,000.00 |
| 9/13/2011 | Ensemble Studio Theatre | \$5,000.00 |
| 3/14/2011 | Eugene O'Neill Theater Center | \$15,000.00 |
| 1/11/2011 | Gotham Chamber Opera | \$10,000.00 |
| 3/14/2011 | Lark Play Development Center | \$4,000.00 |
| 1/11/2011 | National Yiddish Theatre | \$5,000.00 |
| 1/11/2011 | New Dramatists | \$2,500.00 |
| 4/15/2011 | New York Musical Theatre Festival | \$2,500.00 |
| 9/13/2011 | New York Theatre Workshop | \$5,000.00 |
| 9/13/2011 | Page 73 | \$2,500.00 |
| 9/13/2011 | Pearl Theatre Company | \$7,500.00 |
| 1/11/2011 | Playwrights Horizons | \$2,500.00 |
| 3/14/2011 | Prospect Theater Company | \$2,500.00 |
| 5/13/2011 | Re:Group Theatre / The Field | \$1,000.00 |
| 1/11/2011 | Repertorio Espanol | \$2,500.00 |
| 9/13/2011 | Ripe Time | \$7,000.00 |
| 9/13/2011 | Second Stage Theatre | \$7,500.00 |
| 3/14/2011 | Soho Repertory Theatre | \$5,000.00 |
| 1/11/2011 | St. Ann's Warehouse | \$6,000.00 |
| 1/11/2011 | The Civilians | \$7,500.00 |
| 9/13/2011 | The Public | \$5,000.00 |
| 9/13/2011 | TheatreWorksUSA | \$7,500.00 |
| 9/13/2011 | Transport Group | \$7,500.00 |
| 9/13/2011 | York Theatre Company | \$7,500.00 |
| OVERALL TOTAL | | \$2,315,882.00 |

JEROME ROBBINS FOUNDATION

Part IV Capital Gains and Losses for Tax on Investment Income

| (a) List and describe the kind(s) of property sold, e.g., real estate, 2-story brick warehouse; or common stock, 200 shs. MLC Co. | (b) How acquired P - Purchase D - Donation | (c) Date acquired (mo., day, yr.) | (d) Date sold (mo., day, yr.) |
|---|--|--------------------------------------|----------------------------------|
| 1a GABBY-MS/SB 630-41352-10 (SEE ATTACHED) | P | VARIOUS | VARIOUS |
| b GABBY-MS/SB 630-41352-10 (SEE ATTACHED) | P | VARIOUS | VARIOUS |
| c BLOOM-MS/SB 313-22456-18 (SEE ATTACHED) | P | VARIOUS | VARIOUS |
| d MS/SB 429-034672-040 (SEE ATTACHED) | P | VARIOUS | VARIOUS |
| e BLOOM-MERRIL 847-03168 (SEE ATTACHED) | P | VARIOUS | VARIOUS |
| f BLOOM-MERRIL 847-03168 (SEE ATTACHED) | P | VARIOUS | VARIOUS |
| g MS 0082-CAPITAL GAIN DIST | P | VARIOUS | VARIOUS |
| h JEE-WELLS FARGO 5654-4944 (SEE ATTACHED) | P | VARIOUS | VARIOUS |
| i JEE-WELLS FARGO 5654-4944 (SEE ATTACHED) | P | VARIOUS | VARIOUS |
| j | | | |
| k | | | |
| l | | | |
| m | | | |
| n | | | |
| o | | | |

| (e) Gross sales price | (f) Depreciation allowed (or allowable) | (g) Cost or other basis plus expense of sale | (h) Gain or (loss) (e) plus (f) minus (g) |
|-----------------------|--|---|--|
| a 81,089. | | 81,070. | 19. |
| b 601,039. | | 605,313. | <4,274.> |
| c 196,304. | | 189,124. | 7,180. |
| d 850,497. | | 1,061,716. | <211,219.> |
| e 50,000. | | 49,938. | 62. |
| f 398,889. | | 395,000. | 3,889. |
| g 715. | | | 715. |
| h 78,000. | | 78,005. | <5.> |
| i 1,338,053. | | 1,345,782. | <7,729.> |
| j | | | |
| k | | | |
| l | | | |
| m | | | |
| n | | | |
| o | | | |

| Complete only for assets showing gain in column (h) and owned by the foundation on 12/31/69 | | | (l) Losses (from col. (h)) Gains (excess of col. (h) gain over col. (k), but not less than "-0-") |
|---|--------------------------------------|---|---|
| (i) F.M.V. as of 12/31/69 | (j) Adjusted basis as of 12/31/69 | (k) Excess of col. (i) over col. (j), if any | |
| a | | | 19. |
| b | | | <4,274.> |
| c | | | 7,180. |
| d | | | <211,219.> |
| e | | | 62. |
| f | | | 3,889. |
| g | | | 715. |
| h | | | <5.> |
| i | | | <7,729.> |
| j | | | |
| k | | | |
| l | | | |
| m | | | |
| n | | | |
| o | | | |

| | | |
|---|---|------------|
| 2 Capital gain net income or (net capital loss) { If gain, also enter in Part I, line 7 If (loss), enter "-0-" in Part I, line 7 } | 2 | <211,362.> |
| 3 Net short-term capital gain or (loss) as defined in sections 1222(5) and (6): If gain, also enter in Part I, line 8, column (c). If (loss), enter "-0-" in Part I, line 8 | 3 | N/A |

123591
05-01-11

Corrected Copy as of 03/28/12
Ref. 0010164 00344827

2011 Year End Summary

JEROME ROBBINS FOUNDATION
Account Number 630-41352-10 051

2011 YEAR END SUMMARY

Details of Earnings 2011 continued

Dividends and Distributions, Section 1

Amounts displayed for dividends include dividend reinvestments, money fund earnings, accrued dividends received and dividends exempt from Federal income tax. "Total dividends" includes both Qualified and non-qualified dividends received. "Total capital gain distributions" is a total of long term capital gain distributions, Unrecaptured Sec. 1250 gain and Section 1202 gain.

| Reference number | Description | Total dividends | Qualified dividends | Short term capital gains | Total capital gain distributions | Unrecaptured Sec 1250 gain | Section 1202 gain | Alternative minimum tax |
|------------------|---|-----------------|---------------------|--------------------------|----------------------------------|----------------------------|-------------------|-------------------------|
| 160000100 | 004940102000 MORGAN STANLEY AA MONEY TRUST | \$ 13.92 | | | | | | |
| 160000200 | 464287176000 ISHARES BARCLAYS TREAS INFLATION PROTECTED SECS FD | 3,738.91 | | | | | | |
| 160000300 | 714992955000 WESTERN ASSET MONEY MARKET FUND CLASS A | 29.08 | | | | | | |
| Totals | | \$ 3,781.91 | | | | | | |

Details of Short-Term Gain/(Loss) 2011

This section shows your sales of securities during the year. The "Sale Proceeds" column excludes any accrued income you may have received. In addition, although cash in lieu less than \$20 is not included on Form 1099-B (if applicable), it is included in this section. Please note, this material is being prepared for informational purposes only and should not be used for tax preparation without the assistance of your tax advisor. For additional information regarding this section see enclosed brochure.

| Reference number | Quantity | Security Description | Opening Trade Date | Closing Trade Date | Sale Proceeds | Original Cost Adjusted | Original Gain/(Loss) Adjusted | Ordinary Income Capital Gain/(Loss) |
|------------------|----------|---|--------------------|--------------------|---------------|------------------------|-------------------------------|-------------------------------------|
| 125000010 | 25,000 | CALIFORNIA ST FOR PREVIOUS ISSUES SEE 13063A REV ANTIC B/E REV DD 11/23/10 F/C6/28/11 DUE 06/28/2011 RATE 3.000 | 11/19/10 | 06/28/11 | \$ 25,000.00 | \$ 25,183.75 | (\$ 183.75) | \$ 0.00 |
| 125000070 | 25,000 | ILLINOIS ST FOR ISSUES DTD PRIOR TO 01/18/2010 S EE B/E GO DD 7/28/10 DUE 04/15/2011 RATE 3.000 | 10/28/10 | 04/15/11 | 25,000.00 | 25,224.75 | (224.75) | 0.00 |
| Totals | | | | | \$ 50,000.00 | \$ 50,408.50 | (\$ 408.50) | \$ 0.00 |

2011 Year End Summary

JEROME ROBBINS FOUNDATION

Account Number 630-41352-10 051

2011 YEAR END SUMMARY

| Reference number | Quantity | Security Description | Opening Trade Date | Closing Trade Date | Sale Proceeds | Original Cost Adjusted Cost | Original Gain/(Loss) Adjusted Gain/(Loss) | Ordinary Income Capital Gain/(Loss) |
|------------------|----------|---|--------------------|--------------------|---------------|------------------------------|---|-------------------------------------|
| 125000100 | 30,000 | MORGAN STANLEY GLOBAL SUB NOTES BOOK/ENTRY DD 3/30/2004 DUE 04/01/2014 RATE 4.750 | 02/08/11 | 07/27/11 | \$ 31,088.70 | \$ 31,256.10 \$ 31,069.80 | (\$ 167.40) \$ 18.90 | \$ 0.00 \$ 18.90 |
| Total | | | | | \$ 81,088.70 | \$ 81,664.60 \$ 81,069.80 | (\$ 575.90) \$ 18.90 | \$ 0.00 \$ 18.90 |

Details of Short-Term Gain (Loss) 2011 continued

| Reference number | Quantity | Security Description | Opening Trade Date | Closing Trade Date | Sale Proceeds | Original Cost Adjusted Cost | Original Gain/(Loss) Adjusted Gain/(Loss) | Ordinary Income Capital Gain/(Loss) |
|------------------|----------|--|--------------------|--------------------|---------------|---------------------------------------|---|-------------------------------------|
| 125000020 | 96,000 | CAPITAL ONE, N.A. - VA *CERTIFICATE OF DEPOSIT DTD 01/16/08 INT : SEMI-ANN DUE 01/18/2011 RATE 4.400 | 09/09/09 | 01/18/11 | \$ 96,000.00 | \$ 99,342.72 \$ 99,342.72 | (\$ 3,342.72) (\$ 3,342.72) | \$ 0.00 \$ 0.00 |
| 125000030 | 25,000 | CAPMARK BANK - UT *CERTIFICATE OF DEPOSIT DTD 08/13/08 INT : SEMI-ANN DUE 08/15/2011 RATE 4.650 | 11/04/09 | 08/16/11 | 25,000.00 | 26,040.25 26,040.25 | (1,040.25) (1,040.25) | 0.00 0.00 |
| 125000040 | 250,000 | FEDERAL HOME LOAN MTG CORP MEDIUM TERM NOTES-BK/ENTRY DTD 02/24/2004 DUE 02/24/2011 RATE 4.125 | 03/18/04 | 02/24/11 | 250,000.00 | 252,296.88 ^e 250,000.00 | (2,296.88) 0.00 | 0.00 0.00 |
| 125000050 | 30,000 | FIRSTBANK OF PUERTO RICO - PR *CERTIFICATE OF DEPOSIT DTD 12/10/08 INT : MONTHLY DUE 12/12/2011 RATE 4.100 | 01/11/10 | 12/12/11 | 30,000.00 | 31,035.30 31,035.30 | (1,035.30) (1,035.30) | 0.00 0.00 |
| 125000060 | 100,000 | FORD MOTOR CREDIT CO DTD 1/30/01 DUE 02/01/2011 RATE 7.375 | 09/24/01 | 02/01/11 | 100,000.00 | 101,707.43 ^e 100,000.00 | (1,707.43) 0.00 | 0.00 0.00 |

Details of Long-Term Gain (Loss) 2011

This section shows your sales of securities during the year. The "Sale Proceeds" column excludes any accrued income you may have received. In addition, although cash in lieu less than \$20 is not included on Form 1099-B (if applicable), it is included in this section. Please note, this material is being prepared for informational purposes only and should not be used for tax preparation without the assistance of your tax advisor. For additional information regarding this section see enclosed brochure.

2011 Year End Summary

JEROME ROBBINS FOUNDATION
Account Number 630-41352-10 051

Details of Long Term Gain/Loss 2011 continued

| Reference number | Quantity | Security Description | Opening Trade Date | Closing Trade Date | Sale Proceeds | Adjusted Cost | Original Gain/(Loss) Capital Gain/(Loss) | Ordinary Income |
|------------------|----------|--|--------------------|--------------------|---------------|---------------|--|-----------------|
| 125000080 | 450 | ISHARES BARCLAYS TREAS INFLATION PROTECTED SECS FD PROSPECTUS ENCLOSED | 02/04/08 | 07/25/11 | \$ 50,039.52 | \$ 48,895.00 | \$ 1,143.52 | \$ 0.00 |
| 125000090 | 50,000 | JP MORGAN CHASE & CO BOOK/ENTRY DTD 06/16/2008 DUE 06/16/2011 RATE 4.850 | 04/15/09 | 06/16/11 | 50,000.00 | 51,073.00 | (1,073.00) | 0.00 |
| Total | | | | | \$ 601,038.52 | \$ 610,390.58 | (\$ 9,352.06) | \$ 0.00 |

Based on information supplied by Client or other financial institution, not verified by us.

Details of Accrued Income 2011

This section shows your accrued income paid or received as a result of purchases and sales.

| Reference number | Transaction Description | Trade Date | Interest Paid | Interest Received |
|------------------|---|------------|---------------|-------------------|
| 120000400 | BARCLAYS BANK DELAWARE *CERTIFICATE OF DEPOSIT DTD 08/28/09 INT : SEMI-ANN DUE 08/26/2011 RATE 1.750 | 08/26/11 | | \$ 1,072.78 |
| 120000500 | CALIFORNIA ST FOR PREVIOUS ISSUES SEE 13083A REV ANTIC B/E REV DD 11/23/10 F/C6/28/11 DUE 06/28/2011 RATE 3.000 | 08/28/11 | | 445.90 |
| 120000800 | CAPITAL ONE BANK (USA), N.A. *CERTIFICATE OF DEPOSIT DTD 08/27/08 INT : SEMI-ANN DUE 08/27/2013 RATE 5.000 | 04/06/11 | 98.90 | |
| 120001000 | CAPMARK BANK - UT *CERTIFICATE OF DEPOSIT DTD 08/13/08 INT : SEMI-ANN DUE 08/15/2011 RATE 4.650 | 08/15/11 | | 6.37 |

2011 YEAR END SUMMARY

2011 Year End Summary

THE JEROME ROBBINS FOUNDATION
Account Number 313-22456-18 E JL

Details of Earnings 2011 (continued)

2 0 1 1 Y E A R E N D S U M M A R Y

Dividends and Distributions, Section 1

Amounts displayed for dividends include dividend reinvestments, money fund earnings, accrued dividends received and dividends exempt from Federal income tax. "Total dividends" includes both Qualified and non-qualified dividends received. "Total capital gain distributions" is a total of long term capital gain distributions, Unrecaptured Sec. 1250 gain and Section 1202 gain.

| Reference number | Description | Total dividends | Qualified dividends | Short term capital gains | Total capital gain distributions | Unrecaptured Sec. 1250 gain | Section 1202 gain | Alternative minimum tax |
|------------------|--|--------------------|---------------------|--------------------------|----------------------------------|-----------------------------|-------------------|-------------------------|
| 160000100 | 004940102000 MORGAN STANLEY AA MONEY TRUST | \$ 6.76 | | | | | | |
| 160000200 | 060506765000 BANK OF AMERICA CORP 8.20% REP 1/1,000TH OWNERSHIP INT NON-CUM PREFERRED STOCK SER H | 2,050.00 | 2,050.00 | | | | | |
| 160000300 | 173990334000 WESTERN ASSET U.S. TREASURY RESERVES CLASS N | .02 | | | | | | |
| 160000400 | 714992955000 WESTERN ASSET MONEY MARKET FUND CLASS A | 15.48 | | | | | | |
| Totals | | \$ 2,072.26 | \$ 2,050.00 | | | | | |

Details of Long Term Gain/Loss 2011

This section shows your sales of securities during the year. The "Sale Proceeds" column excludes any accrued income you may have received. In addition, although cash in lieu less than \$20 is not included on Form 1099-B (if applicable), it is included in this section. Please note, this material is being prepared for informational purposes only and should not be used for tax preparation without the assistance of your tax advisor. For additional information regarding this section see enclosed brochure.

| Reference number | Quantity | Security Description | Opening Trade Date | Closing Trade Date | Sale Proceeds | Original Cost Adjusted | Original Gain/(Loss) Adjusted | Ordinary Income Capital Gain/(Loss) |
|------------------|----------|---|--------------------|--------------------|---------------|------------------------|-------------------------------|-------------------------------------|
| 125000010 | 40,000 | CATERPILLAR FINANCIAL BOOK/ENTRY DUE 02/26/2009 | 02/23/09 | 02/15/11 | \$ 40,000.00 | \$ 40,000.00 | \$ 0.00 | \$ 0.00 |
| 125000020 | 50,000 | GOLDMAN SACHS GROUP INC BONDS DTD 1/16/01 DUE 01/15/2011 RATE 6.875 | 05/01/08 | 01/18/11 | 50,000.00 | 53,240.00 | (3,240.00) | 0.00 |
| | | | | | | 50,000.00 | 0.00 | 0.00 |

2011 Year End Summary

THE JEROME ROBBINS FOUNDATION
Account Number 313-22456-18 E.JL

2 0 1 1 Y E A R E N D S U M M A R Y

Details of Long Term Gain/(Loss) 2011

| Reference number | Quantity | Security Description | Opening Trade Date | Closing Trade Date | Sale Proceeds | Original Cost Adjusted Cost | Original Gain/(Loss) Adjusted Gain/(Loss) | Ordinary Income Capital Gain/(Loss) |
|------------------|----------|---|--------------------|--------------------|---------------|--------------------------------|---|-------------------------------------|
| 125000030 | 50,000 | GOLDMAN SACHS GROUP INC DTD 10/14/03 DUE 10/15/2013 RATE 5.250 YTM 2.395 | 05/01/08 | 02/15/11 | \$ 53,647.50 | \$ 60,601.50 \$ 60,308.50 | \$ 3,046.00 \$ 3,339.00 | \$ 0.00 \$ 3,339.00 |
| 125000040 | 50,000 | WELLS FARGO CO DTD 01/31/06 DUE 01/31/2013 RATE 4.375 YTM 1.668 | 06/04/09 | 01/24/11 | 52,656.00 | 48,815.50 48,815.50 | 3,840.50 3,840.50 | 523.00 3,317.50 |
| Total | | | | | \$ 196,303.50 | \$ 192,657.00 \$ 188,124.00 | \$ 3,846.50 \$ 7,178.50 | \$ 523.00 \$ 6,658.50 |

Details of Accrued Income 2011

This section shows your accrued income paid or received as a result of purchases and sales.

| Reference number | Transaction Description | Trade Date | Interest Paid | Interest Received |
|------------------|---|------------|---------------|-------------------|
| 120000100 | BANK OF AMERICA CORP DTD 20100528 DUE 05/31/2022 RATE 4.250 | 04/01/11 | \$ 982.22 | |
| 120000200 | BANK OF AMERICA CORP DUE 06/30/2025 RATE 5.375 | 01/24/11 | 432.99 | |
| 120000300 | BANK OF AMERICA CORP DUE 06/30/2025 RATE 5.375 | 02/15/11 | 373.26 | |
| 120000700 | DORAL BANK - PR *CERTIFICATE OF DEPOSIT DTD 05/28/09 INT - MONTHLY DUE 05/31/2011 RATE 2.500 | 05/31/11 | | 1.23 |
| 120001100 | GENERAL ELEC CAP CORP MED TERM NOTES BOOK ENTRY STEP CPN DTD 3/30/2004 DUE 03/30/2024 RATE 5.000 | 05/04/11 | 270.83 | |
| 120001300 | GOLDMAN SACHS GROUP INC DTD 10/14/03 DUE 10/15/2013 RATE 5.250 | 02/15/11 | | 896.88 |

Morgan Stanley - Zimmerman

DJIA 13,023.81 +55.7 | NASDAQ 3,024.16 -14.83 | S&P 1,382.75 +1.6



Realized Gain/Loss

Realized Gain/Loss information for previous months is available on your Account Statements.

Realized Gain/Loss Filter All Accounts 2011 Annual

All Accounts - 2011 Annual

Proceeds: \$850,497.33

Total Cost: \$1,061,716.06 Adjusted Cost: \$1,061,716.06 Gain/Loss: -\$211,218.73

| Name/Symbol | Period / Acquired Date | Quantity | Unit Cost | Total Cost - Adjusted Cost | Sale Date | Sale Price | Proceeds | Gain/Loss |
|---|---------------------------|-----------|-----------|----------------------------|-----------|------------|-------------------|--------------------|
| HIGHLAND CREDIT STRATEGIES FD | | 3,292,000 | 13.50 | 44,446.89 44,446.89 | | | 20,490.88 | -23,955.91 |
| ISHARES MSCI JAPAN INDEX FUND [EWJ] | | 4,859,000 | 12.66 | 61,519.40 61,519.40 | | | 45,349.62 | -16,169.78 |
| ISHARES S&P 500 GRWTH INDEX [VW] | | 2,373,000 | 64.26 | 152,477.87 152,477.87 | | | 157,813.56 | 5,335.69 |
| ISHARES S&P 500 VALUE INDEX [VFI] | | 3,370,000 | 71.24 | 240,088.98 240,088.98 | | | 189,346.81 | -50,742.17 |
| ISHARES S&P MID CAP 400 GROWTH [WJ] | | 5,000 | 84.67 | 423.35 423.35 | | | 499.79 | 76.44 |
| ISHARES S&P MID CAP 400 VALUE [WJ] | | 5,000 | 75.26 | 376.30 376.30 | | | 371.54 | -4.76 |
| ISHARES S&P SMALL CAP 600 VAL [WJ] | | 124,000 | 66.37 | 8,229.88 8,229.88 | | | 8,276.85 | 46.97 |
| RYDEX/SGI MANAGED FUT STR A [RYMFX] | | 1,011,550 | 27.79 | 28,106.41 28,106.41 | | | 24,216.51 | -3,889.90 |
| S&P NORTH AMER NAT RES SECTOR [IGE] | | 1,302,000 | 40.50 | 52,735.97 52,735.97 | | | 50,085.41 | -2,650.56 |
| VANGUARD EUROPEAN MSCI ETF [VWGX] | | 6,401,000 | 61.55 | 393,980.05 393,980.05 | | | 283,712.47 | -110,267.58 |
| VANGUARD MSCI EMERGING MARKETS [VWO] | | 1,725,000 | 45.99 | 79,330.96 79,330.96 | | | 70,333.79 | -8,997.17 |
| Totals: | | | | | | | 850,497.33 | -211,218.73 |
| Short-term Gain Loss Total | | | | | | | | 0.00 |
| Long-term Gain Loss Total | | | | | | | | -\$211,218.73 |

*Securities without cost basis information are not included in gain/loss reporting

TLGP Debt: Bonds issued under the FDIC's Temporary Liquidity Guarantee Program are backed by the full faith and credit of the United States through the earlier of the maturity date of the debt or June 30, 2012 for securities issued prior to April 1, 2009, and the earlier of the maturity date of the debt or December 31, 2012 for securities issued on or after April 1, 2009. For more information visit www.fdic.gov/tlgp. The FDIC guarantee refers to the timely payment of interest and principal only. Guarantees do not eliminate market risk. Not all senior unsecured debt issued within the program time frame by eligible participants will qualify for the FDIC guarantee.

Important Notice Regarding Pricing of Auction Rate Securities

The following message applies only to holders of Auction Rate Securities. Depending on your current holdings, this message may/may not be applicable to you.

Due to recent market conditions, certain Auction Rate Securities are experiencing no or limited liquidity. Therefore, the price(s) for any Auction Rate Securities shown on ClientServ may not reflect the price(s) you would receive upon a sale at auction or in a secondary market transaction. There can be no assurance that a successful auction will occur or that a secondary market exists or will develop for a particular security. The prices of any Auction Rate Securities on ClientServ are derived from various sources, and may differ from prices provided to Morgan Stanley Smith Barney by outside pricing services and/or from Morgan Stanley Smith Barney's own internal bookkeeping valuations. Please contact your Financial Advisor for more information about current conditions in the Auction Rate Securities market.

Provide feedback on the usability of this page.
© 2012 Morgan Stanley Smith Barney LLC Member SIPC All rights reserved. Please read our Terms of Use and Privacy Policy

Morgan Stanley Smith Barney LLC Financial Statement | Morgan Stanley & Co. LLC Financial Statement
Account: All Accounts



THE JEROME ROBBINS FOUNDATION

Account No.
847-03168

Taxpayer No.
13-6021425

Page
9 of 16

2011 ANNUAL STATEMENT SUMMARY

In the past, under the Proceeds from Broker and Barter Exchange Transactions section, only the gross proceeds of the sale was reported to the IRS. However, beginning with the 2011 tax reporting year for all sales of positions considered covered securities, new legislation also requires reporting to the IRS the adjusted cost basis for each tax lot transactional sale. Any sale of a security that is not considered a covered security will still be included in this section with its adjusted cost basis (where available) but will not be transmitted to the IRS. In calculating gain (loss), unless otherwise noted, it was assumed that the oldest position was liquidated first, and that you have made an election to amortize the premium paid on the purchase of taxable bonds. The gain (loss) information may not include return of capital, sales load deferral or wash sales adjustments. RICs (which may include mutual funds and unit investment trusts) may reclassify principal distributions as capital gains after the mailing of this statement. The Cost Basis for these securities may not have yet been adjusted on your statement to reflect such reclassifications. Please refer to information provided by the RIC and discuss with your tax advisor. Securities distributed from a retirement account reflect the tax basis on the date of distribution. Other methods for calculating gain (loss) are available. The cost basis for most Original Issue Discount ("OID") obligations includes the accretion of OID. For purposes of allocating original purchase price to the components of an equity unit consisting of a purchase contract and a debt security subject to a remarketing event, we assumed that the fair market value of the debt security on purchase date was equal to its adjusted issue price. The difference between your original cost and the amount allocable to the debt component was allocated to the purchase contract. In making adjustments to the cost basis of the purchase contract, it was assumed that the unit holder included contract adjustment payments in income when received.

1099-B 2011 PROCEEDS FROM BROKER & BARTER EXCHANGE TRANSACTIONS

| Quantity | Transaction Description | Date Acquired Cover of Short | Date Liquidated Short Sale | Amount | Cost Basis | Adjustments | Gain or (Loss) | Remarks |
|--|---|------------------------------|----------------------------|-----------|------------|-------------|----------------|---------|
| SHORT TERM CAPITAL GAINS AND LOSSES | | | | | | | | |
| NONCOVERED TRANSACTIONS | | | | | | | | |
| | FEDERAL HOME LN MTG CORP CALLABLE NOTES | | CUSIP Number 3134GZCE0 | | | | | |
| | MUL T1% APR 12 2021 | 04/08/11 | 10/12/11 | 50,000.00 | 49,937.50 | 0.00 | 62.50 | |
| | 50000.0000 Redemption | | | | | | | |
| | Noncovered Short Term Capital Gains and Losses Subtotal | | | 50,000.00 | 49,937.50 | 0.00 | 62.50 | |
| | NET SHORT TERM CAPITAL GAINS AND LOSSES | | | 50,000.00 | 49,937.50 | 0.00 | 62.50 | |

LONG TERM CAPITAL GAINS AND LOSSES

| Quantity | Transaction Description | Date Acquired Cover of Short | Date Liquidated Short Sale | Amount | Cost Basis | Adjustments | Gain or (Loss) | Remarks |
|--------------------------------|----------------------------|------------------------------|----------------------------|------------|------------|-------------|----------------|---------|
| NONCOVERED TRANSACTIONS | | | | | | | | |
| | AMERICAN INTL GROUP GLB | | CUSIP Number 02687QBET | | | | | |
| | 05.375% OCT 18 2011 | 06/26/08 | 10/18/11 | 50,000.00 | 50,000.00 | 0.00 | 0.00 | |
| | 50000.0000 Redemption | | | | | | | |
| | HSBC FINANCE CORP SER NOTZ | | CUSIP Number 40429XUJAZ | | | | | |
| | 05.000% FEB 15 2013 | 01/23/08 | 07/18/11 | 103,889.00 | 100,000.00 | 0.00 | 3,889.00 | |
| | 100000.0000 Sale | | | | | | | |



THE JEROME ROBBINS FOUNDATION

Account No.
847-03168

Taxpayer No.
13-6021425

Page
10 of 16

2011 ANNUAL STATEMENT SUMMARY
2011 PROCEEDS FROM BROKER & BARTER EXCHANGE TRANSACTIONS

| 1099-B | Transaction Description | Date Acquired Cover of Short | Date Liquidated Short Sale | Amount | Cost Basis | Adjustments | Gain or (Loss) | Remarks |
|--------|--|------------------------------|----------------------------|------------|------------|-------------|----------------|---------|
| | CD DORAL BK CATANO P R 02.750% SEP 30 2011 | | | | | | | |
| | 95000.0000 Redemption | 03/20/09 | 09/30/11 | 95,000.00 | 95,000.00 | 0.00 | 0.00 | |
| | Noncovered Long Term Capital Gains and Losses Subtotal | | | 248,889.00 | 245,000.00 | 0.00 | 3,889.00 | |
| | NET LONG TERM CAPITAL GAINS AND LOSSES | | | 248,889.00 | 245,000.00 | 0.00 | 3,889.00 | |

OTHER TRANSACTIONS

| Transaction Description | Date | Amount | Cost Basis | Adjustments | Gain or (Loss) | Remarks |
|--|----------|------------|------------|-------------|----------------|---------|
| NM GENL ELEC CAP COR CLD SER MTN GLB STEP% MAY 15 2015 | 04/29/03 | 150,000.00 | 150,000.00 | 0.00 | 0.00 | N/C |
| Other Transactions Subtotal | | 150,000.00 | 150,000.00 | 0.00 | 0.00 | |

TOTAL CAPITAL GAINS AND LOSSES
TOTAL REPORTED SALES PROCEEDS

N/C Results may not be calculated for transactions which involve the amortization of premium, the repayment of principal, the sale of partnership interest, derivative products purchased in the secondary market, or the determination of ordinary income and/or capital items for discount and zero-coupon issues.

2011 REALIZED CAPITAL GAIN AND LOSS SUMMARY

| COVERED SHORT TERM GAINS/LOSSES | NONCOVERED SHORT TERM GAINS/LOSSES | COVERED LONG TERM GAINS/LOSSES | NONCOVERED LONG TERM GAINS/LOSSES |
|---------------------------------|------------------------------------|--------------------------------|-----------------------------------|
| 0.00 | 62.50 | 0.00 | 3,889.00 |

Annual Statement Information

Account Number: 5654-4944
 Command Account Number: 9077902723
 FLORIA V. LASKY TTEE
 ALLEN GREENBERG TTEE ET AL
 UW THE JEROME ROBBINS
 FOUNDATION INC.
 For Banking Inquiries call: 1-888-215-3904

Realized Gain/Loss

Realized Gain/Loss Detail

| Short Term | | Noncovered | Share Quantity | Adjusted Price/Original Price | Date Acquired | Close Date | Proceeds | Adjusted Cost/Original Cost | Gain or Loss Amount |
|---|---|------------|----------------|-------------------------------|---------------|------------|-----------|-----------------------------|---------------------|
| Description | | | | | | | | | |
| FREDDIE MAC | | | | | | | | | |
| STEP UP CPN FREDDIENOTES | | | | | | | | | |
| CALLABLE SIA PAY | | | | | | | | | |
| CPN 3 000% DUE 03/15/18 | | | | | | | | | |
| DTD 03/04/10 FC 09/15/10 | | | | | | | | | |
| CALL 06/15/11 @ 100.000 | X | | 78,000.00000 | 100.0000 | 02/23/11 | 03/15/11 | 78,000.00 | 78,005.00 | -5.00 |
| TOTAL SHORT TERM GAINS OR LOSSES FOR COVERED SECURITIES | | | | | | | | | |
| TOTAL SHORT TERM GAINS OR LOSSES FOR NONCOVERED SECURITIES | | | | | | | | | |
| Long Term | | | | | | | | | |
| Description | | | | | | | | | |
| ALLSTATE BK CD | | | | | | | | | |
| VERNON HILLS IL ACT/385 | | | | | | | | | |
| FDIC INSURED | | | | | | | | | |
| CPN 4 250% DUE 11/26/13 | | | | | | | | | |
| DTD 11/26/03 FC 05/26/04 | X | | 50,000.00000 | 104.3600 | 01/05/10 | 11/16/11 | 50,000.00 | 52,185.01 | -2,185.01 |
| AMERICAN EXPRESS BANK CD | | | | | | | | | |
| SALT LAKE CITY UT ACT/365 | | | | | | | | | |
| FDIC INSURED | | | | | | | | | |
| CPN 4.400% DUE 11/21/11 | | | | | | | | | |
| DTD 11/19/08 FC 05/19/09 | X | | 95,000.00000 | 100.0000 | 11/13/08 | 11/21/11 | 95,000.00 | 95,000.00 | 0.00 |
| AT&T WIRELESS SVCS INC | | | | | | | | | |
| GLOBAL NOTES | | | | | | | | | |
| CALLABLE | | | | | | | | | |
| CPN 8.125% DUE 05/01/12 | | | | | | | | | |
| DTD 04/16/02 FC 11/01/02 | X | | 40,000.00000 | 109.9400 | 02/18/09 | 12/28/11 | 41,053.02 | 43,981.00 | -2,927.98 |

INFORMATION PROVIDED AS COURTESY ONLY - NOT FURNISHED TO THE IRS



Annual Statement Information

Account Number: 5654-4944
 Command Account Number: 9077902723
 FLORIA V. LASKY TTEE
 ALLEN GREENBERG TTEE ET AL
 U/W THE JEROME ROBBINS
 FOUNDATION INC.
 For Banking Inquiries call: 1-888-215-3904

Realized Gain/Loss

| Long Term Description | Continued | Noncovered | Share Quantity | Adjusted Price/Original Price | Date Acquired | Close Date | Proceeds | Adjusted Cost/Original Cost | Gain or Loss Amount |
|---------------------------|-----------|------------|----------------|-------------------------------|---------------|------------|-----------|-----------------------------|---------------------|
| BANCO SANTANDER CD | | | | | | | | | |
| SAN JUAN PR ACT/365 | | | | | | | | | |
| FDIC INSURED | | | | | | | | | |
| CPN 2.550% DUE 01/24/11 | | | | | | | | | |
| DTD 01/23/09 FC 07/23/09 | | X | 95,000.00000 | 100.0000 | 01/14/09 | 01/24/11 | 95,000.00 | 95,000.00 | 0.00 |
| CIT BK CD | | | | | | | | | |
| SALT LAKE CITY UT ACT/365 | | | | | | | | | |
| FDIC INSURED | | | | | | | | | |
| CPN 3.700% DUE 12/16/11 | | | | | | | | | |
| DTD 12/17/08 FC 06/17/09 | | X | 95,000.00000 | 100.0000 | 12/15/08 | 12/16/11 | 95,000.00 | 95,000.00 | 0.00 |
| FIRST BK CD | | | | | | | | | |
| HIGHLAND PARK IL ACT/365 | | | | | | | | | |
| FDIC INSURED | | | | | | | | | |
| CPN 2.500% DUE 01/10/11 | | | | | | | | | |
| DTD 01/08/09 FC 07/08/09 | | X | 22,000.00000 | 100.0000 | 12/31/08 | 01/10/11 | 22,000.00 | 22,000.00 | 0.00 |
| GENERAL ELEC CAP CORP | | | | | | | | | |
| MEDIUM TERM NOTE | | | | | | | | | |
| CPN 6.125% DUE 02/22/11 | | | | | | | | | |
| DTD 02/21/01 FC 08/22/01 | | X | 50,000.00000 | 103.9210 | 02/25/09 | 02/22/11 | 50,000.00 | 51,965.50 | -1,965.50 |
| INTEGRA BK NATL ASSN CD | | | | | | | | | |
| EVANSVILLE IN ACT/365 | | | | | | | | | |
| FDIC INSURED | | | | | | | | | |
| CPN 2.400% DUE 02/04/11 | | | | | | | | | |
| DTD 02/04/09 FC 08/04/09 | | X | 95,000.00000 | 100.0000 | 01/29/09 | 02/04/11 | 95,000.00 | 95,000.00 | 0.00 |
| PARKE BANK CD | | | | | | | | | |
| SEWELL NJ ACT/365 | | | | | | | | | |
| FDIC INSURED | | | | | | | | | |
| CPN 2.350% DUE 01/20/11 | | | | | | | | | |
| DTD 01/20/09 FC 02/20/09 | | X | 95,000.00000 | 100.0000 | 01/14/09 | 01/20/11 | 95,000.00 | 95,000.00 | 0.00 |

INFORMATION PROVIDED AS COURTESY ONLY - NOT FURNISHED TO THE IRS

Annual Statement Information

Page 21 of 25

Account Number: 5654-4944
 Command Account Number: 9077902723
 FLORIA V. LASKY TTEE
 ALLEN GREENBERG TTEE ET AL
 U/W THE JEROME ROBBINS
 FOUNDATION INC.
 For Banking Inquiries call: 1-888-215-3904

Realized Gain/Loss

| Long Term Description | Continued | Noncovered | Share Quantity | Adjusted Price/Original Price | Date Acquired | Close Date | Proceeds | Adjusted Cost/Original Cost | Gain or Loss Amount |
|--------------------------|-----------|------------|----------------|-------------------------------|---------------|------------|-----------|-----------------------------|---------------------|
| QUAD CITY BK TR CD | | | | | | | | | |
| BETTENDORF IA ACT/365 | | | | | | | | | |
| FDIC INSURED | | | | | | | | | |
| CPN 2.500% DUE 07/20/11 | | | | | | | | | |
| DTD 01/20/09 FC 02/20/09 | | X | 95,000.00000 | 100.0000 | 01/14/09 | 07/20/11 | 95,000.00 | 95,000.00 | 0.00 |
| SAFRA NATIONAL BK CD | | | | | | | | | |
| NEW YORK NY STEP UP | | | | | | | | | |
| CALLABLE FDIC INSURED | | | | | | | | | |
| CPN 2.000% DUE 03/30/17 | | | | | | | | | |
| DTD 03/30/10 FC 04/30/10 | | | | | | | | | |
| CALL 09/30/11 @ 100.000 | | X | 95,000.00000 | 100.0000 | 03/18/10 | 03/30/11 | 95,000.00 | 95,000.00 | 0.00 |
| SALLIE MAE BANK CD | | | | | | | | | |
| MURRAY UT ACT/365 | | | | | | | | | |
| FDIC INSURED | | | | | | | | | |
| CPN 3.750% DUE 12/19/11 | | | | | | | | | |
| DTD 12/17/08 FC 01/17/09 | | X | 90,000.00000 | 100.7083 | 12/18/08 | 12/19/11 | 90,000.00 | 90,645.04 | -645.04 |
| THE BUSINESS BANK CD | | | | | | | | | |
| APPLETON WI ACT/365 | | | | | | | | | |
| FDIC INSURED | | | | | | | | | |
| CPN 2.350% DUE 01/28/11 | | | | | | | | | |
| DTD 01/30/09 FC 03/01/09 | | X | 75,000.00000 | 100.0000 | 01/29/09 | 01/28/11 | 75,000.00 | 75,000.00 | 0.00 |
| TOYOTA FINANCIAL CD | | | | | | | | | |
| HENDERSON NV ACT/365 | | | | | | | | | |
| FDIC INSURED | | | | | | | | | |
| CPN 2.500% DUE 01/06/11 | | | | | | | | | |
| DTD 01/06/09 FC 07/06/09 | | X | 95,000.00000 | 100.0000 | 12/31/08 | 01/06/11 | 95,000.00 | 95,000.00 | 0.00 |
| WACHOVIA 7.85% PFD | | | | | | | | | |
| CUM CAP TR X 12/1/2067 | | | | | | | | | |
| CALL STARTING 12/15/2012 | | X | 800.00000 | 24.9450 | 10/12/09 | 10/03/11 | 20,000.00 | 19,999.00 | 1.00 |
| | | X | 400.00000 | 24.9600 | 10/12/09 | 10/03/11 | 10,000.00 | 10,003.00 | -3.00 |
| | | X | 295.00000 | 24.9575 | 10/12/09 | 10/03/11 | 7,375.00 | 7,376.48 | -1.48 |

INFORMATION PROVIDED AS COURTESY ONLY - NOT FURNISHED TO THE IRS

001 / PNY6 / RC72



Annual Statement Information

Account Number: 5654-4944
 Command Account Number: 9077902723
 FLORIA V. LASKY TTEE
 ALLEN GREENBERG TTEE ET AL
 U/W THE JEROME ROBBINS
 FOUNDATION INC.
 For Banking Inquiries call: 1-888-215-3904

Realized Gain/Loss

| Long Term Description | Continued | Noncovered | Share Quantity | Adjusted Price/Original Price | Date Acquired | Close Date | Proceeds | Adjusted Cost/Original Cost | Gain or Loss Amount |
|--|-----------|------------|--------------------|-------------------------------|---------------|------------|-----------------------|-----------------------------|---------------------|
| | | X | 262.00000 | 24.9500 | 10/12/09 | 10/03/11 | 6,550.00 | 6,549.35 | 0.65 |
| | | X | 143.00000 | 24.9570 | 10/12/09 | 10/03/11 | 3,575.00 | 3,575.63 | -0.63 |
| | | X | 100.00000 | 24.9700 | 10/12/09 | 10/03/11 | 2,500.00 | 2,501.75 | -1.75 |
| Subtotal | | | 2,000.00000 | | | | 50,000.00 | 50,005.21 | -5.21 |
| WORLD FINL CAP JUMBO CD | | | | | | | | | |
| SALT LK CITY UT ACT/365 | | | | | | | | | |
| FDIC INSURED | | | | | | | | | |
| CPN 2.350% DUE 04/14/11 | | | | | | | | | |
| DTD 04/14/09 FC 05/14/09 | | X | 100,000.00000 | 100.0000 | 03/31/09 | 04/14/11 | 100,000.00 | 100,000.00 | 0.00 |
| WORLD FINL CAP JUMBO CD | | | | | | | | | |
| SALT LK CITY UT ACT/365 | | | | | | | | | |
| FDIC INSURED | | | | | | | | | |
| CPN 2.400% DUE 06/20/11 | | | | | | | | | |
| DTD 06/19/09 FC 07/19/09 | | X | 100,000.00000 | 100.0000 | 06/08/09 | 06/20/11 | 100,000.00 | 100,000.00 | 0.00 |
| TOTAL LONG TERM GAINS OR LOSSES FOR COVERED SECURITIES | | | | | | | \$0.00 | \$0.00 | \$0.00 |
| TOTAL LONG TERM GAINS OR LOSSES FOR NONCOVERED SECURITIES | | | | | | | \$1,338,053.02 | \$1,345,781.76 | -\$7,728.74 |

INFORMATION PROVIDED AS COURTESY ONLY - NOT FURNISHED TO THE IRS

FORM 990-PF INTEREST ON SAVINGS AND TEMPORARY CASH INVESTMENTS STATEMENT 1

| SOURCE | AMOUNT |
|--|--------|
| CHECKING ACCOUNT | 50. |
| HSBC - RENT SECURITY INTEREST | 136. |
| TOTAL TO FORM 990-PF, PART I, LINE 3, COLUMN A | 186. |

FORM 990-PF DIVIDENDS AND INTEREST FROM SECURITIES STATEMENT 2

| SOURCE | GROSS AMOUNT | CAPITAL GAINS DIVIDENDS | COLUMN (A) AMOUNT |
|----------------------------------|--------------|----------------------------|----------------------|
| AMORT OF BOND PREMIUMS | 1,946. | 0. | 1,946. |
| MERRILL LYNCH | 3,875. | 0. | 3,875. |
| MERRILL LYNCH | 20,545. | 0. | 20,545. |
| MORGAN STANLEY 0082 | 20,197. | 0. | 20,197. |
| MORGAN STANLEY 4672 | 20,598. | 0. | 20,598. |
| MORGAN STANLEY 4672 | 19. | 0. | 19. |
| MORGAN STANLEY 4672 | 2. | 0. | 2. |
| THRU BLOOM | 4,100. | 0. | 4,100. |
| THRU SMITH BARNEY (GABAY) | 3,978. | 0. | 3,978. |
| THRU SMITH BARNEY (GABAY) | 123,640. | 0. | 123,640. |
| THRU SMITH BLOOM | 73,533. | 0. | 73,533. |
| THRU WACHOVIA | 12,338. | 0. | 12,338. |
| WACHOVIA | 157,765. | 0. | 157,765. |
| TOTAL TO FM 990-PF, PART I, LN 4 | 442,536. | 0. | 442,536. |

FORM 990-PF OTHER INCOME STATEMENT 3

| DESCRIPTION | (A) REVENUE PER BOOKS | (B) NET INVEST- MENT INCOME | (C) ADJUSTED NET INCOME |
|---------------------------------------|-----------------------------|-----------------------------------|-------------------------------|
| ARBUTUS LIMITED PARTNERSHIP | 13,679. | 13,679. | |
| TEVYE COMPANY | 57,577. | 57,577. | |
| CLASS ACTION SETTLEMENT - CONAGRA | 15. | 15. | |
| ROBBINS RIGHTS TRUST | 1,542,022. | 1,542,022. | |
| POWERSHARE DB | <1,646.> | <1,646.> | |
| TOTAL TO FORM 990-PF, PART I, LINE 11 | 1,611,647. | 1,611,647. | |

| FORM 990-PF | ACCOUNTING FEES | | | STATEMENT 4 |
|------------------------------|------------------------------|-----------------------------------|-------------------------------|-------------------------------|
| DESCRIPTION | (A) EXPENSES PER BOOKS | (B) NET INVEST- MENT INCOME | (C) ADJUSTED NET INCOME | (D) CHARITABLE PURPOSES |
| ACCOUNTING | 8,590. | 0. | | 8,590. |
| TO FORM 990-PF, PG 1, LN 16B | 8,590. | 0. | | 8,590. |

| FORM 990-PF | OTHER PROFESSIONAL FEES | | | STATEMENT 5 |
|------------------------------|------------------------------|-----------------------------------|-------------------------------|-------------------------------|
| DESCRIPTION | (A) EXPENSES PER BOOKS | (B) NET INVEST- MENT INCOME | (C) ADJUSTED NET INCOME | (D) CHARITABLE PURPOSES |
| CONSULTING | 86,870. | 0. | | 86,870. |
| TO FORM 990-PF, PG 1, LN 16C | 86,870. | 0. | | 86,870. |

| FORM 990-PF | TAXES | | | STATEMENT 6 |
|-----------------------------|------------------------------|-----------------------------------|-------------------------------|-------------------------------|
| DESCRIPTION | (A) EXPENSES PER BOOKS | (B) NET INVEST- MENT INCOME | (C) ADJUSTED NET INCOME | (D) CHARITABLE PURPOSES |
| FEDERAL EXCISE TAXES | 17,111. | 0. | | 0. |
| PAYROLL TAXES | 15,169. | 6,067. | | 9,102. |
| FOREIGN TAXES | 804. | 804. | | 0. |
| TO FORM 990-PF, PG 1, LN 18 | 33,084. | 6,871. | | 9,102. |

| FORM 990-PF | OTHER EXPENSES | | | STATEMENT 7 |
|---|------------------------------|-----------------------------------|-------------------------------|-------------------------------|
| DESCRIPTION | (A) EXPENSES PER BOOKS | (B) NET INVEST- MENT INCOME | (C) ADJUSTED NET INCOME | (D) CHARITABLE PURPOSES |
| EXPENSES RELATED TO COPYRIGHT INCOME | 178,000. | 178,000. | | 0. |
| COPYRIGHT AMORTIZATION | 126,876. | 126,876. | | 0. |
| NON-DEDUCTIBLE EXPENSES | 43. | 0. | | 0. |
| NYS REGISTRATION FEE | 750. | 0. | | 750. |

JEROME ROBBINS FOUNDATION

13-6021425

| | | | |
|-----------------------------------|----------|----------|---------|
| PRIZE EXPENSE | 38,526. | 0. | 38,526. |
| INSURANCE EXPENSE | 13,300. | 0. | 13,300. |
| INVESTMENT FEES | 9,285. | 9,285. | 0. |
| OFFICE EXPENSES | 6,758. | 0. | 6,758. |
| EXPENSES RELATED TO CONTRIBUTIONS | 3,235. | 0. | 3,235. |
| TO FORM 990-PF, PG 1, LN 23 | 376,773. | 314,161. | 62,569. |

FOOTNOTES

STATEMENT 8

SUPPLEMENTAL INFORMATION PART VII-B-5(A)(3)

FOUNDATION MAKES AWARDS TO ENCOURAGE AND RECOGNIZE INDIVIDUALS AND ORGANIZATION WHO HAVE MADE CREATIVE CONTRIBUTIONS OF THE HIGHEST QUALITY IN THE ARTS, AND IN PARTICULAR IN THE AREA OF DANCE AND THE ASSOCIATED ARTS, THROUGH CREATING, PREFORMING, TEACHING OR PRODUCING WORKS OF ART. AWARDS WERE GIVEN PURSUANT TO PRE-APPROVED PROGRAM UNDER SECTION 4945 (G)(2).

FORM 990-PF U.S. AND STATE/CITY GOVERNMENT OBLIGATIONS STATEMENT 9

| DESCRIPTION | U.S. GOV'T | OTHER GOV'T | BOOK VALUE | FAIR MARKET VALUE |
|--|------------|-------------|------------|-------------------|
| THRU SMITH BARNEY (GABAY) | | X | 2,238,369. | 2,322,160. |
| THRU BLOOM | | X | 458,247. | 473,144. |
| THRU WACHOVIA | X | | 2,385,476. | 2,388,784. |
| MERRILL LYNCH | X | | 139,894. | 140,488. |
| MORGAN STANLEY 0082 | | X | 129,395. | 125,786. |
| TOTAL U.S. GOVERNMENT OBLIGATIONS | | | 2,525,370. | 2,529,272. |
| TOTAL STATE AND MUNICIPAL GOVERNMENT OBLIGATIONS | | | 2,826,011. | 2,921,090. |
| TOTAL TO FORM 990-PF, PART II, LINE 10A | | | 5,351,381. | 5,450,362. |

FORM 990-PF CORPORATE STOCK STATEMENT 10

| DESCRIPTION | BOOK VALUE | FAIR MARKET VALUE |
|---|------------|-------------------|
| MORGAN STANLEY 4672 | 50,000. | 53,375. |
| MORGAN STANLEY 0082 | 1,578,761. | 1,589,503. |
| TOTAL TO FORM 990-PF, PART II, LINE 10B | | 1,642,878. |

FORM 990-PF CORPORATE BONDS STATEMENT 11

| DESCRIPTION | BOOK VALUE | FAIR MARKET VALUE |
|---|------------|-------------------|
| THRU BLOOM | 1,160,499. | 1,074,099. |
| THRU SMITH BARNEY (GABAY) | 997,762. | 928,081. |
| THRU WACHOVIA | 727,027. | 712,356. |
| MERRILL LYNCH | 374,862. | 395,168. |
| TOTAL TO FORM 990-PF, PART II, LINE 10C | | 3,109,704. |

THE JEROME ROBBINS FOUNDATION

Account Number: 847-03168

24-Hour Assistance: (800) MERRILL

YOUR EMA BANK DEPOSIT INTEREST SUMMARY

December 01, 2011 - December 30, 2011

| Money Account Description | Opening Balance | Average Deposit Balance | Current Yield% | Interest on Deposits | Closing Balance |
|--------------------------------------|-----------------|-------------------------|----------------|----------------------|-----------------|
| FIA Card Services, N.A. | 246,018 | 246,000 | .10 | 20.22 | 246,020 |
| Bank of America RI, N.A. | 91,364 | 60,959 | .10 | 5.01 | 43,982 |
| TOTAL ML Bank Deposit Program | 337,382 | | | 25.23 | 290,002 |

YOUR EMA ASSETS

| CASH/MONEY ACCOUNTS | Description | Quantity | Total Cost Basis | Estimated Market Price | Estimated Market Value | Estimated Annual Income | Estimated Annual Income | Est. Annual Yield% |
|-------------------------|-------------|------------|-------------------|------------------------|------------------------|-------------------------|-------------------------|--------------------|
| CASH | | 1.91 | 1.91 | | 1.91 | | 290 | .10 |
| ML BANK DEPOSIT PROGRAM | | 290,002.00 | 290,002.00 | 1.0000 | 290,002.00 | 290 | 290 | .10 |
| TOTAL | | | 290,003.91 | | 290,003.91 | | | |

| CDs/EQUIVALENTS | Description | Quantity | Acquired | Adjusted/Total Cost Basis | Estimated Market Price | Estimated Market Value | Unrealized Gain/(Loss) | Estimated Annual Interest | Estimated Current Annual Income | Estimated Current Yield% |
|---------------------------------|---------------------|----------|----------|---------------------------|------------------------|------------------------|------------------------|---------------------------|---------------------------------|--------------------------|
| ACACIA FEDERAL FALLS CHURCH, VA | 03.000% MAY 14 2012 | 95,000 | 05/06/09 | 95,000.00 | 100.8920 | 95,847.40 | 847.40 | 366.99 | 2,850 | 2.97 |
| | CUSIP: 003874SS4 | | | | | | | | | |

| NATL CITY BANK | Description | Quantity | Acquired | Adjusted/Total Cost Basis | Estimated Market Price | Estimated Market Value | Unrealized Gain/(Loss) | Estimated Annual Interest | Estimated Current Annual Income | Estimated Current Yield% |
|----------------|------------------------|----------------|----------|---------------------------|------------------------|------------------------|------------------------|---------------------------|---------------------------------|--------------------------|
| NATL CITY BANK | 04/08/08 | 75,000 | 04/08/08 | 75,000.00 | 104.3580 | 78,268.50 | 3,268.50 | 654.97 | 3,188 | 4.07 |
| | CD 04.250% APR 16 2013 | | | | | | | | | |
| | CUSIP: 635349FZ1 | | | | | | | | | |
| TOTAL | | 170,000 | | 170,000.00 | | 174,115.90 | 4,115.90 | 1,021.96 | 6,038 | 3.47 |

| CORPORATE BONDS | Description | Quantity | Acquired | Adjusted/Total Cost Basis | Estimated Market Price | Estimated Market Value | Unrealized Gain/(Loss) | Estimated Annual Interest | Estimated Current Annual Income | Estimated Current Yield% |
|--------------------------|------------------------------------|----------|----------|---------------------------|------------------------|------------------------|------------------------|---------------------------|---------------------------------|--------------------------|
| CATERPILLAR FINANCIAL SE | 02/23/09 | 35,000 | 02/23/09 | 35,000.00 | 103.0300 | 36,060.50 | 1,060.50 | 662.81 | 1,768 | 4.90 |
| | SER POWR 05.050% FEB 15 2013 | | | | | | | | | |
| | MOODYS: A2 S&P: A CUSIP: 14912HMK2 | | | | | | | | | |

+

THE JEROME ROBBINS FOUNDATION

Account Number: 847-03168

YOUR EMA ASSETS

December 01, 2011 - December 30, 2011

| Corporate Bonds (continued) Description | Acquired | Quantity | Adjusted/Total Cost Basis | Estimated Market Price | Estimated Market Value | Unrealized Gain/(Loss) | Accrued Interest | Estimated Interest | Estimated Current Annual Income | Yield% |
|---|----------|----------|------------------------------|---------------------------|---------------------------|---------------------------|------------------|-----------------------|------------------------------------|--------|
| Δ ROYAL BK OF SCOTLAND PLC BANK GUARANTEED GLB 04.875% MAR 16 2015 MOODY'S: A2 S&P: A- CUSIP: 78010XAC5 ORIGINAL UNIT/TOTAL COST: 102.5680/51,284.00 | 08/31/11 | 50,000 | 51,174.63 | 95.6180 | 47,809.00 | (3,365.63) | 704.17 | | 2,438 | 5.09 |
| Δ FORD MOTOR CREDIT CO LLC GLB 12.000% MAY 15 2015 MOODY'S: BA1 S&P: BB+ CUSIP: 345397VH3 ORIGINAL UNIT/TOTAL COST: 126.7550/44,364.25 | 07/22/11 | 35,000 | 43,379.12 | 122.4990 | 42,874.65 | (504.47) | 525.00 | | 4,200 | 9.79 |
| Δ ANADARKO PETROLEUM CORP GLB 05.950% SEP 15 2016 MOODY'S: BA1 S&P: BBB- CUSIP: 032511AX5 ORIGINAL UNIT/TOTAL COST: 109.3560/54,678.00 | 09/27/11 | 50,000 | 54,459.34 | 113.3550 | 56,677.50 | 2,218.16 | 867.71 | | 2,975 | 5.24 |
| MERRILL LYNCH & CO SUBORDINATED GLB 05.700% MAY 02 2017 MOODY'S: BAA2 S&P: BBB+ CUSIP: 59022CCS0 | 03/10/10 | 100,000 | 99,475.00 | 91.8390 | 91,839.00 | (7,636.00) | 918.33 | | 5,700 | 6.20 |
| Δ US STEEL CORP 06.050% JUN 01 2017 MOODY'S: B1 S&P: BB CUSIP: 912909AC2 ORIGINAL UNIT/TOTAL COST: 102.6320/51,316.00 | 04/07/11 | 50,000 | 51,226.89 | 95.5000 | 47,750.00 | (3,476.89) | 243.68 | | 3,025 | 6.33 |
| Δ MERRILL LYNCH & CO NOTES SER MTN 06.875% APR 25 2018 MOODY'S: BAA1 S&P: A- CUSIP: 59018YN64 ORIGINAL UNIT/TOTAL COST: 107.2790/53,639.50 | 03/10/10 | 50,000 | 53,431.11 | 98.5940 | 49,297.00 | (4,134.11) | | | 3,438 | 6.97 |
| Δ HSBC BANK USA NA SUB NOTES GLB 04.875% AUG 24 2020 MOODY'S: A1 S&P: A CUSIP: 4042Q1AE7 ORIGINAL UNIT/TOTAL COST: 101.5100/101,510.00 | 07/18/11 | 100,000 | 101,449.71 | 92.7940 | 92,794.00 | (8,655.71) | 1,706.25 | | 4,875 | 5.25 |

+

THE JEROME ROBBINS FOUNDATION

Account Number: 847-03168

24-Hour Assistance: (800) MERRILL

YOUR EMA ASSETS

December 01, 2011 - December 30, 2011

| Corporate Bonds (continued) Description | Acquired | Quantity | Adjusted/Total Cost Basis | Estimated Market Price | Estimated Market Value | Unrealized Gain/(Loss) | Estimated Accrued Interest | Estimated Current Annual Income | Current Yield% |
|--|----------|----------|------------------------------|---------------------------|---------------------------|---------------------------|-------------------------------|------------------------------------|-------------------|
| Δ LLOYDS TSB BANK PLC BANK GUARANTEED GLB 06.375% JAN 21 2021 MOODY'S: A1 S&P: A- CUSIP: 539473AHI ORIGINAL UNIT/TOTAL COST: 102 9530/102,953.00 | 02/16/11 | 100,000 | 102,844.54 | 97.0100 | 97,010.00 | (5,834.54) | 2,815.63 | 6,375 | 6.57 |
| Δ BANK OF AMERICA CORP SER MTN STEP% MAY 31 2022 MOODY'S: BAA1 S&P: A- CUSIP: 06048WCDO PAR CALL DATE 05/28/13 PAR CALL PRICE: 100.00 ORIGINAL UNIT/TOTAL COST: 100.8842/65,574.75 | 04/01/11 | 65,000 | 65,550.39 | 87.5000 | 56,875.00 | (8,675.39) | | 2,763 | 4.85 |
| Δ GENERAL ELEC CAP CRP SER MTNA STEP% MAR 30 2024 MOODY'S: AA2 S&P: AA+ CUSIP: 36962GH23 PAR CALL DATE: 03/30/06 PAR CALL PRICE: 100.00 ORIGINAL UNIT/TOTAL COST: 101.7620/50,881.00 | 05/04/11 | 50,000 | 50,849.03 | 99.9860 | 49,993.00 | (856.03) | | 2,500 | 5.00 |
| Δ BANK OF AMERICA CORP SER MTN STEP% JUN 30 2025 MOODY'S: BAA1 S&P: A- CUSIP: 06048WCP3 PAR CALL DATE: 06/28/11 PAR CALL PRICE: 100.00 ORIGINAL UNIT/TOTAL COST: 101 4600/101,460.00 | 01/24/11 | 100,000 | 101,411.77 | 88.5000 | 88,500.00 | (12,911.77) | | 5,375 | 6.07 |
| Δ BANK OF AMERICA CORP ORIGINAL UNIT/TOTAL COST: 100.5120/50,256.00 | 02/15/11 | 50,000 | 50,247.54 | 88.5000 | 44,250.00 | (5,997.54) | | 2,688 | 6.07 |
| Subtotal | | 150,000 | 151,659.31 | | 132,750.00 | (18,909.31) | | 8,063 | 6.07 |
| MORGAN STANLEY SER MTN STEP% AUG 31 2025 MOODY'S: A2 S&P: A- CUSIP: 61745E5Q0 PAR CALL DATE: 08/31/11 PAR CALL PRICE: 100.00 | 08/26/10 | 50,000 | 50,000.00 | 91.5680 | 45,784.00 | (4,216.00) | | 2,500 | 5.46 |
| TOTAL | | 885,000 | 910,499.07 | | 847,613.65 | (62,885.42) | 8,443.58 | 50,620 | 5.97 |

+

005

9717

6 of 12

Account Number: 847-03168

THE JEROME ROBBINS FOUNDATION

YOUR EMA ASSETS

December 01, 2011 - December 30, 2011

| Description | Acquired | Quantity | Adjusted/Total Cost Basis | Estimated Market Price | Estimated Market Value | Unrealized Gain/(Loss) | Estimated Accrued Interest | Estimated Current Annual Income | Estimated Current Yield% |
|--|-----------------|----------|---------------------------|------------------------|------------------------|------------------------|----------------------------|---------------------------------|--------------------------|
| MUNICIPAL BONDS | | | | | | | | | |
| Δ VIRGINIA ST HSG DEV AUTH | 09/12/11 | 40,000 | 41,741.34 | 103.1200 | 41,248.00 | (493.34) | 736.72 | 1,780 | 4.31 |
| RENTAL HSG SER K AMT DEC05 04.450%FEB01 16 | 04.450%FEB01 16 | | | | | | | | |
| MOODY'S: AA1 S&P: AA+ CUSIP: 92812QLF2 | | | | | | | | | |
| PAR CALL DATE: 02/01/15 PAR CALL PRICE: 100.00 | | | | | | | | | |
| ORIGINAL UNIT/TOTAL COST: 104,7500/41,900.00 | | | | | | | | | |
| Δ NJ EDA ST PENSION FDG RV | 05/27/10 | 95,000 | 62,846.26 | 72.5240 | 68,897.80 | 6,051.54 | | | |
| 7.61%CI B AGM TAXABLE JUN97 00.000%FEB15 19 | 00.000%FEB15 19 | | | | | | | | |
| MOODY'S: AA3 S&P: AA- CUSIP: 645913AX2 | | | | | | | | | |
| ORIGINAL UNIT/TOTAL COST: 64,5203/61,294.30 | | | | | | | | | |
| Δ ILLINOIS ST TAXABLE | 12/07/11 | 50,000 | 53,602.43 | 107.5900 | 53,795.00 | 192.57 | 971.34 | 2,939 | 5.46 |
| TAXABLE MARI1 05.877%MAR01 19 | | | | | | | | | |
| MOODY'S: A1 S&P: A+ CUSIP: 452152HU8 | | | | | | | | | |
| ORIGINAL UNIT/TOTAL COST: 107,2500/53,625.00 | | | | | | | | | |
| Δ ALLENTOWN PA COMP | 11/07/11 | 150,000 | 74,693.57 | 49.2670 | 73,900.50 | (793.07) | | | |
| 6.71%CI A RF AGM TAXABLE DEC07 00.000%OCT01 23 | 00.000%OCT01 23 | | | | | | | | |
| MOODY'S: AA3 S&P: AA- CUSIP: 018340HB8 | | | | | | | | | |
| ORIGINAL UNIT/TOTAL COST: 49,3950/74,092.50 | | | | | | | | | |
| Δ CHICAGO ILL BRD ED | 10/29/10 | 100,000 | 55,363.26 | 61.1870 | 61,187.00 | 5,823.74 | | | |
| CHICAGO 5.21%CI B-1 FGC OCT98 00.000%DEC01 23 | 00.000%DEC01 23 | | | | | | | | |
| MOODY'S: AA3 S&P: AA- CUSIP: 167501VB8 | | | | | | | | | |
| ORIGINAL UNIT/TOTAL COST: 54,1270/54,127.00 | | | | | | | | | |
| TOTAL | | 435,000 | 288,246.86 | | 299,028.30 | 10,781.44 | 1,708.06 | 4,719 | 4.97 |
| PREFERRED STOCKS | | | | | | | | | |
| BANK OF AMERICA CORP | 05/20/08 | 2,000 | 50,000.00 | 22.1000 | 44,200.00 | (5,800.00) | | 4,100 | 9.27 |
| NON-CUM PRFD STOCK SER H 8 20% DEPOSITORY SHARES | | | | | | | | | |
| MOODY'S: BA3 S&P: BB+ CUSIP: 060505765 | | | | | | | | | |

+

THE JEROME ROBBINS FOUNDATION

Account Number: 847-03168

24-Hour Assistance: (800) MERRILL

YOUR EMA ASSETS

December 01, 2011 - December 30, 2011

| PREFERRED STOCKS (continued) Description | Acquired | Quantity | Adjusted/Total Cost Basis | Estimated Market Price | Estimated Market Value | Unrealized Gain/(Loss) | Estimated Accrued Interest | Estimated Current Annual Income | Current Yield% |
|--|----------|----------|------------------------------|---------------------------|---------------------------|---------------------------|-------------------------------|------------------------------------|-------------------|
| KEYCORP CAPITAL X TRUST PREFERRED SECS 08.000% MAR 15 2068 MOODY'S: BAA3 S&P: BBB- CUSIP: 49327R103 | 02/20/08 | 3,000 | 75,000.00 | 25.5400 | 76,620.00 | 1,620.00 | | 6,001 | 7.83 |
| LEHMAN BROS HDGS INC NON-CUM PERPETUAL PFD SERIES J 7.95% MOODY'S: *** S&P: *** CUSIP: 52520W317 | 02/05/08 | 1,000 | 25,000.00 | 0.0050 | 5.00 | (24,995.00) | | | |
| VORNADO RLTY LP SENIOR UNSEC NOTES PINES 7.875% DUE OCT 1.2039 MOODY'S: BAA2 S&P: BBB CUSIP: 929043602 | 09/23/09 | 2,000 | 50,000.00 | 27.4800 | 54,960.00 | 4,960.00 | | 3,937 | 7.16 |
| TOTAL | | 8,000 | 200,000.00 | | 175,785.00 | 24,215.00 | | 14,038 | 7.99 |

PLEASE REFER TO NOTES BELOW FOR INFORMATION REGARDING CREDIT RATINGS.

| EQUITIES Description | Symbol | Acquired | Quantity | Unit Cost Basis | Total Cost Basis | Estimated Market Price | Estimated Market Value | Unrealized Gain/(Loss) | Estimated Annual Income | Current Yield% |
|--|--------|----------|----------|--------------------|---------------------|---------------------------|---------------------------|---------------------------|----------------------------|-------------------|
| SP500 STEIUP ISSUER BAC STEP 30.15% SV 1160.4 DUE 09/27/13 BUF 10% | MLPEN | 09/29/11 | 5,000 | 10.0000 | 50,000.00 | 10.1600 | 50,800.00 | 800.00 | | |
| TOTAL | | | | | 50,000.00 | | 50,800.00 | 800.00 | | |

| LONG PORTFOLIO | Adjusted/Total Cost Basis | Estimated Market Value | Unrealized Gain/(Loss) | Estimated Accrued Interest | Estimated Annual Income | Current Yield% |
|----------------|------------------------------|---------------------------|---------------------------|-------------------------------|----------------------------|-------------------|
| TOTAL | 1,908,749.84 | 1,837,246.76 | (71,503.08) | 11,173.60 | 75,705 | 4.64 |

Notes

Δ Debt Instruments purchased at a price
 < Derived from Moody's and/or S & P
 * - Excludes the market value of original
 For Credit Ratings: S&P and Moody's p
 Moody's and S&P publish and provide

SUM 1 = FMV US & Muni - \$473,144.20
 SUM 2 = FMV CORPORATE BOND - \$1,074,098.65

+

Exchange traded & closed end funds

Citi Investment Research & Analysis (CIRA) ratings may be shown for certain closed-end funds. Because the research report contains more complete information regarding the analyst's opinions, analysis, and rating, you should read the entire research report and not infer its contents from the rating. CIRA closed-end fund recommendations include an investment rating and a risk rating. The Investment Rating code (1, 2, 3) is based upon CIRA's expectation of the security's performance relative to its peer group of closed-end funds. The Risk Rating (L, M, H or S) represents the fund's expected risk, taking into account the quality and liquidity of the underlying securities, financial leverage and foreign currency exposure. Please refer to the end of this statement for a guide describing CIRA stock and closed-end fund ratings in further detail.

Closed end investment companies are grouped below by portfolio designations. Gain/Loss is provided to assist in tax preparation. It is not intended to calculate investment returns or performance.

| Quantity | Description | Symbol | Date acquired | Cost | Share cost | Current price | Current value | Unrealized gain/(loss) | Average % yield | Anticipated Income (annualized) |
|----------|--|--------|---------------|--------------|------------|---------------|---------------|------------------------|-----------------|---------------------------------|
| 480 | ISHARES BARCLAYS TREAS INFLATION PROTECTED SECS FD | TIP | 02/07/08 | \$ 49,509.77 | \$ 107.472 | \$ 118.69 | \$ 53,877.40 | \$ 4,187.83 | 4.089 % | \$ 2,200.84 |

Taxable bond portfolio

| | | | | | | | | | | |
|---|--|--|--|--------------|--|--|--------------|-------------|---------|-------------|
| Total closed and fund taxable bond allocation | | | | | | | | | | |
| Total exchange traded fund and closed end funds | | | | | | | | | | |
| | | | | \$ 49,509.77 | | | \$ 53,877.40 | \$ 4,187.83 | 4.089 % | \$ 2,200.84 |

Preferred stocks

The credit rating from Moody's Investors Service and Standard & Poor's may be shown for certain securities. All credit ratings represent the "opinions" of the provider and are not representations or guarantees of performance. Your Financial Advisor will be pleased to provide you with further information or assistance in interpreting these credit ratings.

| Quantity | Description | Symbol | Date acquired | Cost | Share cost | Current price | Current value | Unrealized gain/(loss) | Average % yield | Anticipated Income (annualized) |
|---|---|--------|---------------|--------------|------------|---------------|---------------|------------------------|-----------------|---------------------------------|
| 3,000 | FANNIE MAE 8.25 % NON CUM PFD SER T | FNMAT | 05/13/08 | \$ 75,000.00 | \$ 25.00 | \$ 1.40 | \$ 4,200.00 | \$ (70,800.00) | | |
| Rated C Next call on 05/20/13 | | | | | | | | | | |
| 2,000 | THE GOLDMAN SACHS GROUP INC PFD 6.125 % | GSF | 03/22/11 | 48,830.00 | 24.315 | 24.77 | 49,540.00 | 910.00 | 6.181 | 3,062.50 |
| DTD 11/02/2010 Rated A- Next call on 11/01/15 | | | | | | | | | | |

| | | | | | | | | | | |
|------------------------|--|--|--|---------------|--|--|--------------|----------------|--------|-------------|
| Total preferred stocks | | | | | | | | | | |
| | | | | \$ 123,830.00 | | | \$ 53,740.00 | \$ (70,800.00) | 5.80 % | \$ 3,062.50 |

Ref 00013218 00102674

JEROME ROBBINS FOUNDATION Account number 630-41352-10 051

Mortgage and asset backed securities

Current Value is calculated as follows. Original Principal Amount x Factor x Price = Current Value

| Original principal amount | Description | Date acquired/ CUSIP # | Cost | Share cost | Current share price/accrued interest | Current value | Unrealized gain/(loss) | Current % yield | Anticipated Income (annualized) |
|---------------------------|---|------------------------|-------------|------------|--------------------------------------|---------------|------------------------|-----------------|---------------------------------|
| 100,000 | GNMA PL#572931X DTD 01/01/2002 INT: 06 500% MATY: 01/15/2032 FACTOR: 04151667 Int paid monthly | 12/25/01 362000UPOZ | \$ 9,384.69 | \$ 99.75 | \$ 115.934 \$ 22.49 | \$ 4,813.19 | (\$ 4,871.50)LT | 5.806% | \$ 269.85 |
| 100,000 | Total mortgage and asset backed securities | | \$ 9,384.69 | | \$ 22.49 | \$ 4,813.19 | (\$ 4,871.50)LT | 5.806% | \$ 269.85 |

Other investments

If structured products are included in this section please note: they are complex products and may be subject to special risks, which may include, but are not limited to, loss of initial investment, issuer credit risk; limited or no appreciation, risks associated with the underlying reference asset(s); no periodic payments, call prior to maturity; early redemption fees or other fees may apply, price volatility resulting from issuer's and/or guarantor's credit quality; lower interest rates and/or yield compared to conventional debt with comparable maturity, unique tax implications; concentration risk of owning the related security; limited or no secondary market; restrictions on transferability; conflicts of interest, and limits on participation in appreciation of underlying asset(s). To review a complete list of risks, please refer to the offering documents for the structured product. For more information about the risks specific to your structured products, you should contact your Financial Advisor.

| Quantity | Description | Date acquired | Cost | Share cost | Current price | Current value | Unrealized gain/(loss) | Average % yield | Anticipated Income (annualized) |
|----------|--|---------------|--------------|------------|---------------|---------------|------------------------|-----------------|---------------------------------|
| 50,000 | CFI RANGE ACCRUAL BASED ON SPX DUE 09/24/2026 | 09/19/11 | \$ 50,000.00 | \$ 100.00 | \$ 94.06 | \$ 47,030.00 | (\$ 2,970.00) ST | | |
| 25,000 | MS 8.0% CONTINGENT COUPON NOTES ON S&P 500 | 09/27/11 | 25,000.00 | 100.00 | 88.00 | 21,500.00 | (3,500.00) ST | | |
| | Total other investments | | \$ 75,000.00 | | | \$ 68,530.00 | (\$ 6,470.00) ST | | |

JEROME ROBBINS FOUNDATION Account number 630-41352-10 051

Bonds

Unrealized gains & losses have been adjusted to account for the accretion of OID (original issue discount), the amortization of premium, and/or the accretion of market discount.

Call features shown indicate the next regularly scheduled call date and price. Your holdings may be subject to other redemption features including sinking funds or extraordinary calls

The credit rating from Moody's Investors Service and Standard & Poor's may be shown for certain securities. All credit ratings represent the "opinions" of the provider and are not representations or guarantees of performance. Your Financial Advisor will be pleased to provide you with further information or assistance in interpreting these credit ratings

Corporate bonds

| Amount | Description | Date acquired/ CUSIP # | Cost/ Adjusted cost | Share cost/ Adjusted share cost | Current share price/Accrued Interest | Current value | Unrealized Gain/(loss) Original/ Adjusted | Current % Yield/ Anticip Income (annualized) | Ordinary Income/ Capital gain/(loss) |
|--------|---|---------------------------|------------------------------|------------------------------------|--------------------------------------|---------------|---|---|---|
| 25,000 | DOW CHEMICAL CO MTN DTD 09/22/2011 FIXED CALLABLE INT: 03.550% MATY: 09/15/2018 Rating: BAA3/BBB Next call on 09/15/12 @ 100.000 | 09/19/11 26054LNG4 | \$ 25,000.00 \$ 25,000.00 | \$ 100.00 \$ 100.00 | 99.167 \$ 244.06 | \$ 24,791.75 | (\$ 208.25) ST (\$ 208.25) ST | 3.579 \$ 887.50 | \$ 0.00 (\$ 208.25) |
| 25,000 | DOW CHEMICAL CO MTN DTD 09/22/2011 FIXED CALLABLE INT: 04.150% MATY: 09/15/2021 Rating: BAA3/BBB Next call on 09/15/12 @ 100.000 | 09/19/11 26054LNH2 | 25,000.00 25,000.00 | 100.00 100.00 | 100.014 285.31 | 25,003.50 | 3.50 ST 3.50 ST | 4.149 1,037.50 | 0.00 3.50 |
| 50,000 | DOW CHEMICAL CO/THE DTD 12/22/2011 INT: 04.100% MATY: 12/15/2021 Rating: BAA3/BBB Next call on 12/15/12 @ 100.000 | 12/19/11 26054LPB3 | 50,000.00 50,000.00 | 100.00 100.00 | 99.009 51.25 | 49,504.50 | (495.50) ST (495.50) ST | 4.141 2,050.00 | 0.00 (495.50) |
| 25,000 | EATON VANCE CORP BOOK/ENTRY DD 10/02/2007 INT: 06.500% MATY: 10/02/2017 Rating: A3/A- | 09/18/09 278265AC7 | 26,805.75 28,363.50 | 107.199 105.454 | 112.23 401.74 | 28,057.50 | 1,251.75 LT 1,694.00 LT | 5.791 1,625.00 | 0.00 1,694.00 |
| 36,000 | FPL GROUP CAPITAL INC BOOK/ENTRY DTD 12/12/2008 INT: 07.875% MATY: 12/15/2015 Rating: BAA1/BBB + | 09/31/09 3025708C9 | 44,485.08 41,594.52 | 123.553 115.457 | 119.30 128.00 | 42,948.00 | (1,537.08) LT 1,383.48 LT | 6.801 2,835.00 | 0.00 1,383.48 |
| 50,000 | GENERAL ELEC CAP CORP MEDIUM TERM NTS BOOK ENTRY DTD 04/10/2007 INT: 05.000% MATY 04/10/2012 Rating: AA2/AA + | 04/15/09 36962G2L7 | 50,231.00 50,015.00 | 100.45 100.03 | 101.23 562.50 | 50,615.00 | 384.00 LT 600.00 LT | 4.938 2,500.00 | 0.00 600.00 |

Ref. 00013218 00102676

JEROME ROBBINS FOUNDATION Account number 630-41352-10 051

Corporate bonds continued

| Amount | Description | Date acquired/ CUSIP # | Cost/ Adjusted cost | Share cost/ Adjusted share cost | Current share price/Accrued Interest | Unrealized Gain/(loss) Original/ Adjusted | Current % Yield/ Anticip Income (annualized) | Ordinary Income/ Capital gain/(loss) |
|---------|---|---------------------------|------------------------------|------------------------------------|--------------------------------------|---|--|--------------------------------------|
| 25,000 | GE CAPITAL INTERNOTES BK/ENTRY DTD 05/15/2003 INT: 04.450% MATY: 05/15/2013 Rating: AA2/AA+ | 08/19/09 36966RET9 | \$ 25,900.50 \$ 25,342.75 | \$ 103.578 \$ 101.371 | 102.54 \$ 142.15 | (+ 265.50) LT \$ 292.25 LT | 4.339 \$ 1,112.50 | \$ 0.00 \$ 292.25 |
| 50,000 | GE CAPITAL MED TERM NTS BK/ENTRY DTD 07/16/2009 INT: 06.000% MATY: 07/15/2018 Rating: AA2/AA+ | 07/13/09 36966R3S3 | 50,000.00 50,000.00 | 100.00 100.00 | 104.991 1,383.33 | 2,495.50 LT 2,495.50 LT | 5.714 3,000.00 | 0.00 2,495.50 |
| 200,000 | GOLDMAN SACHS GROUP INC BOOK/ENTRY DTD 03/08/2010 INT: 05.375% MATY: 03/15/2020 Rating: A1/A- | 04/06/10 38141EA58 | 199,984.00 199,984.00 | 99.992 99.992 | 98.702 3,185.28 | (2,580.00) LT (2,580.00) LT | 5.445 10,750.00 | 0.00 (2,580.00) |
| 70,000 | MORGAN STANLEY SENIOR FIXED RATE STEP-UP CALLABLE NOTES INT: 05.000% MATY: 08/31/2025 Rating: A2/A- | 09/03/10 61745E500 | 70,006.00 70,006.00 | 100.00 100.00 | 91.568 1,176.39 | (5,908.40) LT (5,908.40) LT | 5.48 3,500.00 | 0.00 (5,808.40) |
| 30,000 | MORGAN STANLEY DTD 07/28/2011 INT: 05.500% MATY: 07/28/2021 Rating: A2/A- | 07/27/11 61747WAL3 | 30,867.30 30,832.20 | 102.871 102.774 | 92.464 701.25 | (3,128.10) ST (3,093.00) ST | 5.948 1,850.00 | 0.00 (3,093.00) |
| 100,000 | SBC COMMUNICATIONS INC DTD 08/18/04 INT: 05.625% MATY: 06/15/2016 Rating: A2/A- | 09/03/09 78387GAL7 | 109,549.00 106,577.00 | 109.549 106.577 | 114.717 250.00 | 5,168.00 LT 8,140.00 LT | 4.903 5,825.00 | 0.00 8,140.00 |
| 50,000 | TRANSOCEAN INC CV BOOK/ENTRY DTD 12/11/2007 INT: 01.500% MATY: 12/15/2037 Rating: BAA3/BBB- | 10/06/11 893830AW9 | 48,937.50 48,937.50 | 97.875 97.875 | 98.25 33.33 | 187.50 ST 187.50 ST | 1.528 760.00 | 0.00 187.50 |

Total corporate bonds \$ 752,133.50

53,677.40 CORPORATE BONDS
53,740 + FMV
68,530.00 +
752,133.50 +

928,080.9 =

Ref. 00013218 00102677

JEROME ROBBINS FOUNDATION Account number 630-41352-10 051

Municipal bonds

| Amount | Description | Date acquired/ CUSIP # | Cost/ Adjusted cost | Share cost/ Adjusted share cost | Current share price/Accrued Interest | Current value | Unrealized Gain/(loss) Original/ Adjusted | Current % Yield/ Anticip Income (annualized) | Ordinary Income/ Capital gain/(loss) |
|--------|---|---------------------------|------------------------------|------------------------------------|--------------------------------------|---------------|--|---|---|
| 50,000 | CHICAGO ILL BRD ED SER 2009 E-BUILD AMERICA BNDS-DIRECT U/T TXBLE B/E GO DD 9/24/09 INT: 06.038% MATY 12/01/2029 Rating: AA3/AA- | 05/03/11 167505KGO | \$ 49,881.00 \$ 49,881.00 | \$ 99.75 \$ 99.75 | 110.29 \$ 251.58 | \$ 55,145.00 | \$ 5,264.00 ST \$ 5,284.00 ST | 5.474 \$ 3,019.00 | \$ 0.00 \$ 5,284.00 |
| 50,000 | COLORADO ST CTFS PARTN SER B-BUILD AMERICA BNDS-DIRECT TXBLE B/E REV DD 7/23/09 INT: 05.420% MATY: 09/15/2020 Rating: AA2/AA- | 07/16/09 196711LTO | 49,996.00 49,988.00 | 99.992 99.992 | 109.425 787.84 | 54,712.50 | 4,716.50 LT 4,716.50 LT | 4.953 2,710.00 | 0.00 4,716.50 |
| 35,000 | CONNECTICUT ST TXBL TEACHERS RETIREMENT-CURRENT INT-A-B/E DD 04/30/2008 F/C 09/15/2008 INT: 05.850% MATY: 03/15/2032 Rating: AA2/AA | 10/15/09 20772GF45 | 36,502.25 36,415.05 | 104.275 104.043 | 121.854 602.88 | 42,648.80 | 6,146.65 LT 6,233.85 LT | 4.80 2,047.50 | 0.00 6,233.85 |
| 65,000 | DELAWARE ST ISSUES DTD PRIOR TO 07/01/1985 IN 24 6379 FOR U/T TXBLE B/E GO DD 10/22/09 INT: 05.200% MATY: 10/01/2026 Rating: AAA/AAA Next call on 10/01/19 @ 100.000 | 11/24/09 2463904J5 | 67,199.75 66,808.30 | 103.375 102.782 | 113.264 845.00 | 73,621.60 | 6,421.85 LT 6,813.30 LT | 4.591 3,380.00 | 0.00 6,813.30 |
| 25,000 | FLORIDA ST DEPT MGMT SVCS CTFS PARTN SER C-BUILD AMER TXBLE B/E REV DD 11/19/09 INT: 06.111% MATY: 09/01/2023 Rating: AA2/AA + Next call on 09/01/19 @ 100.000 | 11/02/09 34160PDE6 | 25,661.25 25,546.75 | 102.645 102.187 | 112.508 638.66 | 28,127.00 | 2,465.75 LT 2,580.25 LT | 5.431 1,527.75 | 0.00 2,580.25 |
| 50,000 | HOUSTON TEX REDG-PUB IMP-T-SER L/T TXBLE B/E GO DD 12/7/10 F/C 3/1/11 INT: 06.319% MATY: 03/01/2030 Rating: S&P AA Next call on 03/01/20 @ 100.000 | 03/23/11 442331ST2 | 53,830.00 53,561.50 | 107.648 107.123 | 113.483 1,063.17 | 56,741.80 | 2,911.50 ST 3,180.00 ST | 5.688 3,159.50 | 0.00 3,180.00 |
| 75,000 | ILLINOIS ST FOR ISSUES DTD PRIOR TO 07/01/2002 S EE U/T TXBLE B/E GO DD 1/15/10 INT: 04.071% MATY: 01/01/2014 Rating: A1/A + | 03/17/10 4521518U0 | 76,851.75 76,009.50 | 102.461 101.346 | 103.129 1,528.63 | 77,348.75 | 495.00 LT 1,337.25 LT | 3.947 3,053.25 | 0.00 1,337.25 |

Ref 00013218 00102678

JEROME ROBBINS FOUNDATION Account number 630-41352-10 051

Municipal bonds continued

| Amount | Description | Date acquired/ CUSIP # | Cost/ Adjusted cost | Share cost/ Adjusted share cost | Current share price/Accrued interest | Current value | Unrealized Gain/(loss) Original/ Adjusted | Current % Yield/ Anticip. income (annualized) | Ordinary Income/ Capital gain/(loss) |
|---------|---|---------------------------|------------------------------|---------------------------------------|--|------------------------------|---|---|---|
| 25,000 | MAINE MUN BD BK FOR PREVIOUS DD 5/26/11 F/C 11/11/11 TXBLE B/E REV INT: 05.692% MATY: 11/01/2025 Int rate eff: 05/26/11 | 10/11/11 56045RBX6 | \$ 28,912.25 \$ 28,881.75 | \$ 115.625 \$ 115.447 | 117.025 \$ 237.17 | \$ 29,258.25 \$ 394.50 ST | \$ 344.00 ST \$ 394.50 ST | 4.863 \$ 1,423.00 | \$ 0.00 \$ 394.50 |
| 50,000 | METROPOLITAN TRANSN AUTH N Y REV SER 2009A-1-BUILD AMER TXBLE B/E REV DD 10/15/09 INT: 04.913% MATY: 11/15/2019 Rating: A2/A | 10/07/09 59259YBC2 | 50,000.00 50,000.00 | 100.00 100.00 | 107.51 313.89 | 53,755.00 3,755.00 LT | 3,755.00 LT 3,755.00 LT | 4.569 2,456.50 | 0.00 3,755.00 |
| 50,000 | MOREHEAD ST UNIV KY GEN RCPTS SER A-BUILD AMER BDS-DIRECT TXBLE B/E REV DD 7/29/09 INT: 05.000% MATY: 11/01/2028 Rating: Moody AA3 Next call on 11/01/19 @ 100.000 | 07/29/09 616640CG1 | 49,947.00 49,947.00 | 99.882 99.882 ## | 112.725 500.00 | 56,362.50 6,415.50 LT | 6,415.50 LT 6,415.50 LT | 5.322 3,000.00 | 0.00 6,415.50 |
| 150,000 | NEW JERSEY EDA ST PENSION FDG RV-B-TAXABLE FSA-O-CPN-7.615% BK ENT DD 6/30/97 INT: 00.000% MATY: 02/15/2020 Rating: AA3/AA- | 04/11/11 645913AY0 | 87,195.00 91,080.00 | 58.126 60.72 ## | 67.342 | 101,013.00 9,833.00 ST | 13,818.00 ST 9,833.00 ST | | 0.00 9,833.00 |
| 50,000 | NEW JERSEY EDA ST PENSION FDG RV-B-TAXABLE FSA-O-CPN-7.62% BK ENT DTD 6/30/97 INT: 00.000% MATY: 02/15/2021 Rating: AA3/AA- | 05/03/11 645913AZ7 | 27,763.00 28,864.50 | 55.514 57.729 ## | 62.983 | 31,491.50 3,728.50 ST | 3,728.50 ST 2,627.00 ST | | 0.00 2,627.00 |
| 25,000 | NEW JERSEY EDA ST PENSION FDG RV-B-TAXABLE FSA-O-CPN-7.625% BK ENT DTD 6/30/97 INT: 00.000% MATY: 02/15/2022 Rating: AA3/AA- | 10/16/09 645913BA1 | 12,221.25 13,876.50 | 48.861 55.502 ## | 58.882 | 14,720.50 2,499.25 LT | 2,499.25 LT 845.00 LT | | 0.00 845.00 |
| 25,000 | NEW JERSEY EDA ST PENSION FDG RV-B-TAXABLE-O-CPN-7.63% FSA BK ENT DD 6/15/97 F/C 8/15/97 INT: 00.000% MATY: 02/15/2023 Rating: AA3/AA- | 10/16/09 645913BB9 | 11,310.00 12,861.25 | 45.216 51.525 ## | 54.171 | 13,542.75 2,232.75 LT | 2,232.75 LT 681.50 LT | | 0.00 681.50 |
| 50,000 | NEW JERSEY EDA ST PENSION FDG RV-B-O-CPN YLD 7.635% FSA TAXABLE B/E DTD 6/30/97 INT: 00.000% MATY: 02/15/2024 Rating: AA3/AA- | 05/03/11 645913BC7 | 21,733.00 22,688.00 | 43.454 45.336 ## | 48.992 | 24,498.00 2,763.00 ST | 2,763.00 ST 1,828.00 ST | | 0.00 1,828.00 |

Ref: 0001321B 00102679

JEROME ROBBINS FOUNDATION Account number 630-41352-10 051

Municipal bonds continued

| Amount | Description | Date acquired/ CUSIP # | Cost/ Adjusted cost | Share cost/ Adjusted share cost | Current share price/Accrued Interest | Current value | Unrealized Gain/(loss) Original/ Adjusted | Current % Yield/ Anticip. Income (annualized) | Ordinary Income/ Capital gain/(loss) |
|--------|--|---------------------------|------------------------------|------------------------------------|--------------------------------------|---------------|---|---|--------------------------------------|
| 50,000 | NEW YORK N Y FOR PRIOR ISSUES SEE 64966G ETC FOR FUTURE U/T TXBLE B/E GO DD 10/15/09 INT: 04.769% MATY: 10/01/2023 Rating: AA2/AA | 09/12/11 64966HMX6 | \$ 53,613.50 \$ 53,630.50 | \$ 107.215 \$ 107.073 | 108.735 \$ 596.13 | \$ 54,387.50 | \$ 754.00 ST \$ 831.00 ST | 4.385 \$ 2,384.50 | \$ 0.00 \$ 831.00 |
| 50,000 | ORLANDO FLA CMNTY REDEV AGY TAX INCREMENT REV BUILD AMER TXBLE B/E REV DD 9/3/09 INT: 07.500% MATY: 09/01/2029 Rating: A1/A Next call on 09/01/19 @ 100.000 | 09/14/09 688430EJ4 | 51,768.00 51,456.50 | 103.536 102.913 | 112.767 1,250.00 | 58,383.50 | 4,615.50 LT 4,927.00 LT | 6.65 3,760.00 | 0.00 4,927.00 |
| 50,000 | PHILADELPHIA PA AUTH FOR INDL DEV PENSION FDG ZERO CPN-RETIREMENT-B-AM-AGC-ICC INT 00.000% MATY: 04/15/2016 Rating: S&P AA- | 10/27/09 71781LBL2 | 34,677.00 39,202.00 | 69.342 78.404 # | 79.326 | 39,863.00 | 4,986.00 LT 481.00 LT | | 0.00 481.00 |
| 50,000 | PORT AUTH N Y & N J CONS-ONE HUNDRED FIFTY SEVENTH TXBLE B/E REV DD 7/1/09 INT: 05.309% MATY: 12/01/2019 Rating: AA2/AA- | 03/11/11 73358WAG9 | 53,376.00 53,115.00 | 106.74 106.23 | 114.347 221.21 | 57,173.50 | 3,797.50 ST 4,058.50 ST | 4.842 2,664.50 | 0.00 4,058.50 |
| 20,000 | PORT AUTH N Y & N J CONS-ONE HUNDRED FIFTY-EIGHTH TXBLE B/E REV DD 7/1/09 INT: 05.859% MATY: 12/01/2024 Rating: AA2/AA- | 03/11/11 73358WAH7 | 21,398.00 21,336.00 | 106.96 106.88 | 119.281 | 23,856.20 | 2,458.20 ST 2,520.20 ST | | 0.00 2,520.20 |
| 45,000 | TXBLE B/E REV DD 7/1/09 INT: 05.859% MATY: 12/01/2024 Rating: AA2/AA- | 10/28/11 | 52,656.00 52,578.45 | 117.00 116.841 | 119.281 | 53,676.45 | 1,020.45 ST 1,098.00 ST | | 0.00 1,098.00 |
| 65,000 | PRINCE GEORGES CNTY MD PUB L/T TXBLE B/E GO DD 9/8/10 F/C 3/15/11 INT: 04.500% MATY: 09/15/2027 Rating: AAA/AAA Next call on 09/15/20 @ 100.000 | 09/27/11 741701H33 | 74,054.00 73,914.45 | 113.90 113.70 | 317.38 | 77,532.65 | 3,478.65 3,618.20 | 4.911 3,808.35 | 0.00 3,618.20 |
| 50,000 | PURDUE UNIV IND CTFN PARTN SER B-BUILD AMER BNDS-DIRECT PMT TXBLE B/E REV DD 9/9/09 INT: 05.488% MATY: 07/01/2024 Rating: AAA/AAA + Next call on 07/01/19 @ 100.000 | 09/08/09 746173FV0 | 51,437.50 51,159.00 | 102.863 102.318 | 113.512 1,372.00 | 56,766.00 | 5,318.50 LT 5,597.00 LT | 4.834 2,744.00 | 0.00 5,597.00 |

Ref: 00013218 00102680

JEROME ROBBINS FOUNDATION Account number 630-41352-10 051

Municipal bonds continued

| Amount | Description | Date acquired/ CUSIP # | Cost/ Adjusted cost | Share cost/ Adjusted share cost | Current share price/Accrued Interest | Current value | Unrealized Gain/(loss) Original/ Adjusted | Current % Yield/ Anticip. Income (annualized) | Ordinary Income/ Capital gain/(loss) |
|------------------|---|---------------------------|--|------------------------------------|--|--|--|--|---|
| 50,000 | WASHINGTON ST TAXABLE-SER T-2 UT TXBLE B/E GO DD 2/2/11 F/C 8/1/11 INT: 03 700% MATY: 02/01/2019 Int rate eff: 02/02/11 Rating: AA1/AA + | 01/20/11 93974CXD7 | \$ 50,000.00 \$ 50,000.00 | \$ 100.00 \$ 100.00 | 107.99 \$ 770.83 | \$ 53,995.00 | \$ 3,995.00 ST \$ 3,995.00 ST | 3.428 \$ 1,850.00 | \$ 0.00 \$ 3,995.00 |
| 1,150,000 | Total Municipal bonds | | \$ 1,070,719.50 \$ 1,087,495.55 | | \$ 1,195,485.55 \$ 1,182,149.40 | \$ 1,182,149.40 \$ 1,171,811.15 | \$ 39,310.70 \$ 14,434.15 | 3.989 3.278 | \$ 0.00 \$ 60,853.05 |

Certificates of deposit

Certificates of deposit ("CDs") are insured by the FDIC up to \$250,000 per account owner per depository institution (principal and accrued interest combined) when aggregated with other deposits held in the same insurable capacity at the same depository institution. The market value of any CD on this statement is estimated using a matrix based on interest rates. If a CD cannot be priced using this method, the statement will not reflect a market value for the CD. The estimated market value may not reflect the actual price you would receive if you were able to sell your CD prior to maturity. FDIC insurance is based on the outstanding principal amount of the CD, or the accreted value in the case of a zero coupon CD, not the estimated market value

Issuer names followed by a *C* indicate that issuer is an affiliate of Citigroup Global Markets Inc.

| Amount | Description | Date acquired/ CUSIP # | Cost/ Adjusted cost | Share cost/ Adjusted share cost | Current share price/Accrued Interest | Current value/ Maturity value | Unrealized Gain/(loss) Original/Adjusted | Current % Yield/ Anticip. Income (annualized) | Ordinary Income/ Capital gain/(loss) |
|--------|---|---------------------------|------------------------------|------------------------------------|--------------------------------------|----------------------------------|--|--|---|
| 25,000 | GOLDMAN SACHS BANK USA - NY DTD 01/21/09 INT: SEMI-ANN INT: 02 850% MATY: 01/23/2012 | 01/06/10 381426ZK4 | \$ 25,398.50 \$ 25,398.50 | \$ 101.594 \$ 101.594 | 100.142 \$ 320.14 | \$ 25,035.50 \$ 25,000.00 | (\$ 363.00) LT (\$ 363.00) LT | 2.845 \$ 712.50 | \$ 0.00 (\$ 363.00) |
| 95,000 | BMW BANK OF NORTH AMERICA - UT DTD 03/05/08 INT: SEMI-ANN INT: 04 100% MATY: 03/05/2012 | 02/28/08 05568PFT9 | 95,000.00 85,000.00 | 100.00 100.00 | 100.628 1,259.21 | 95,594.70 95,000.00 | 594.70 LT 594.70 LT | 4.074 3,895.00 | 0.00 594.70 |
| 20,000 | BB&T FINANCIAL, FSB DTD 03/11/09 INT: SEMI-ANN INT: 03.000% MATY: 03/12/2012 | 01/06/10 07330JAJ8 | 20,402.60 20,402.60 | 102.013 102.013 | 100.502 184.11 | 20,100.40 20,000.00 | (302.20) LT (302.20) LT | 2.985 600.00 | 0.00 (302.20) |
| 50,000 | DORAL BANK - PR DTD 03/30/09 INT: MONTHLY INT: 03.050% MATY: 03/30/2012 | 01/05/10 25811LBV0 | 51,084.00 51,084.00 | 102.168 102.168 | 100.637 8.36 | 50,318.60 50,000.00 | (765.50) LT (765.50) LT | 3.03 1,525.00 | 0.00 (765.50) |
| 45,000 | MIDFIRST BANK - OK DTD 05/13/09 INT: SEMI-ANN INT: 03.050% MATY: 05/14/2012 | 05/06/09 59740MXF4 | 45,000.00 45,000.00 | 100.00 100.00 | 100.913 184.25 | 45,410.85 45,000.00 | 410.85 LT 410.85 LT | 3.022 1,372.50 | 0.00 410.85 |
| 6,000 | BMW BANK OF NORTH AMERICA - UT DTD 06/30/09 INT: SEMI-ANN INT: 03.000% MATY: 07/02/2012 | 06/22/09 05568PRC3 | 6,000.00 6,000.00 | 100.00 100.00 | 101.152 .89 | 6,069.12 6,000.00 | 69.12 LT 69.12 LT | 2.865 180.00 | 0.00 89.12 |

Ref: 0013218 00102881

JEROME ROBBINS FOUNDATION Account number 630-41352-10 051

Certificates of deposit-continued

| Amount | Description | Date acquired/ CUSIP # | Cost/ Adjusted cost | Share cost/ Adjusted share cost | Current share price/Accrued interest | Current value/ Maturity value | Unrealized Gain/(loss) Original/Adjusted | Current % Yield/ Anticip. Income (annualized) | Ordinary Income/ Capital gain/(loss) |
|---------|---|------------------------|--------------------------------|---------------------------------|--------------------------------------|--------------------------------|--|---|--------------------------------------|
| 150,000 | AMERICAN EXPRESS CENTURION BK DTD 08/26/09 INT: SEMI-ANN INT: 02.200% MATY: 08/27/2012 | 08/17/09 025867ZL1 | \$ 150,000.00 \$ 150,000.00 | \$ 100.00 \$ 100.00 | 100.978 \$ 1,157.26 | \$ 151,468.50 \$ 150,000.00 | \$ 1,468.50 LT \$ 1,468.50 LT | 2.178 \$ 3,300.00 | \$ 0.00 \$ 1,468.50 |
| 120,000 | BARCLAYS BANK DELAWARE DTD 08/26/09 INT: SEMI-ANN INT: 02.350% MATY: 08/27/2012 | 08/17/09 06740KAX5 | 120,000.00 120,000.00 | 100.00 100.00 | 101.078 888.83 | 121,293.60 120,000.00 | 1,293.60 LT 1,293.60 LT | 2.324 2,820.00 | 0.00 1,293.60 |
| 35,000 | FLAGSTAR BANK, FSF - MI DTD 10/10/08 INT: MONTHLY INT: 04.750% MATY: 10/10/2012 | 04/01/11 33847EF69 | 36,653.75 36,853.75 | 104.725 104.725 | 102.936 100.21 | 36,027.60 35,000.00 | (626.15) ST (628.15) ST | 4.814 1,662.50 | 0.00 (628.15) |
| 30,000 | GE MONEY BANK - UT DTD 10/30/09 INT: SEMI-ANN INT: 02.400% MATY: 10/30/2012 | 01/11/10 36159CJT4 | 29,918.70 29,918.70 | 99.729 99.729 | 101.324 124.27 | 30,397.20 30,000.00 | 478.50 LT 478.50 LT | 2.388 720.00 | 0.00 478.50 |
| 15,000 | FLAGSTAR BANK, FSF - MI DTD 01/30/09 INT: MONTHLY INT: 03.300% MATY: 01/30/2013 | 01/11/10 33847EP35 | 15,239.70 15,239.70 | 101.598 101.598 | 102.288 5.42 | 15,344.70 15,000.00 | 105.00 LT 105.00 LT | 3.225 495.00 | 0.00 105.00 |
| 25,000 | CAPMARK BANK - UT DTD 03/25/09 INT: SEMI-ANN INT: 03.250% MATY: 03/25/2013 | 03/24/10 140653R32 | 25,685.25 25,685.25 | 102.741 102.741 | 102.571 218.15 | 25,642.75 25,000.00 | (42.50) LT (42.50) LT | 3.168 812.50 | 0.00 (42.50) |
| 65,000 | FIRSTBANK OF PUERTO RICO - PR DTD 03/26/10 INT: MONTHLY INT: 02.100% MATY: 03/26/2013 | 03/22/10 337624RM4 | 65,000.00 65,000.00 | 100.00 100.00 | 101.166 22.44 | 65,757.90 65,000.00 | 757.90 LT 757.90 LT | 2.075 1,365.00 | 0.00 757.90 |
| 65,000 | CAPMARK BANK - UT DTD 06/11/08 INT: SEMI-ANN INT: 04.600% MATY: 06/11/2013 | 03/25/10 140653VR4 | 68,569.80 68,569.80 | 105.492 105.492 | 104.717 172.03 | 68,068.05 65,000.00 | (503.75) LT (503.75) LT | 4.392 2,990.00 | 0.00 (503.75) |
| 35,000 | CAPMARK BANK - UT DTD 07/09/08 INT: SEMI-ANN INT: 05.000% MATY: 07/09/2013 | 01/11/10 140653XK7 | 37,007.60 37,007.60 | 105.736 105.736 | 104.934 843.84 | 38,728.90 35,000.00 | (280.70) LT (280.70) LT | 4.764 1,750.00 | 0.00 (280.70) |
| 50,000 | LEHMAN BR COMMERCIAL, BK - UT DTD 08/06/08 INT: SEMI-ANN INT: 05.000% MATY: 08/06/2013 | 11/02/09 52520KXF9 | 52,880.50 52,880.50 | 105.961 105.961 | 105.179 1,013.70 | 52,588.50 50,000.00 | (391.00) LT (391.00) LT | 4.753 2,500.00 | 0.00 (391.00) |
| 25,000 | DISCOVER BANK - DE DTD 08/13/08 INT: SEMI-ANN INT: 05.000% MATY: 08/13/2013 | 02/08/11 25469JQV4 | 26,765.75 26,765.75 | 107.063 107.063 | 105.24 482.88 | 28,310.00 25,000.00 | (455.75) ST (455.75) ST | 4.751 1,250.00 | 0.00 (455.75) |
| 150,000 | GE CAPITAL FINANCIAL INC. - UT DTD 08/20/09 INT: SEMI-ANN INT: 02.650% MATY: 08/20/2013 | 08/19/09 36150TKP0 | 150,000.00 150,000.00 | 100.00 100.00 | 101.93 1,459.32 | 152,895.00 150,000.00 | 2,895.00 LT 2,895.00 LT | 2.589 3,975.00 | 0.00 2,895.00 |
| 19,000 | CAPITAL ONE BANK (USA), N.A. DTD 08/27/08 INT: SEMI-ANN INT: 05.000% MATY: 08/27/2013 | 04/06/11 140420CB4 | 20,418.54 20,418.54 | 107.466 107.466 | 105.363 330.55 | 20,018.97 19,000.00 | (399.57) ST (399.57) ST | 4.745 850.00 | 0.00 (399.57) |

Financial Management Account
December 1 - December 31, 2011

Ref: 00013218 00102682

JEROME ROBBINS FOUNDATION Account number 630-41352-10 051

Certificates of deposit-continued

| Amount | Description | Date acquired/ CUSIP # | Cost/ Adjusted cost | Share cost/ Adjusted share cost | Current share price/Accrued interest | Current value/ Maturity value | Unrealized Gain/(loss) Original/Adjusted | Current % Yield/ Anticip. Income (annualized) | Ordinary Income/ Capital gain/(loss) |
|--------------------------------------|--|------------------------|------------------------------|---------------------------------|--------------------------------------|-------------------------------|--|---|--------------------------------------|
| 10,000 | FLAGSTAR BANK, FSB - MI DTD 09/19/08 INT: MONTHLY INT: 05.000% MATY: 09/19/2013 | 02/03/11 33847EB89 | \$ 10,735.70 \$ 10,735.70 | \$ 107.357 \$ 107.357 | 106.571 \$ 17.81 | \$ 10,557.10 \$ 10,000.00 | (\$ 178.60) ST (\$ 178.60) ST | 4.736 \$ 500.00 | \$ 0.00 (\$ 178.60) |
| 30,000 | GOLDMAN SACHS BANK USA - UT DTD 02/27/08 INT: SEMI-ANN INT: 05.000% MATY: 02/27/2018 | 04/28/10 381426GN9 | 32,418.00 32,418.00 | 108.08 108.06 | 109.68 521.92 | 32,904.00 30,000.00 | 488.00 LT 488.00 LT | 4.558 1,500.00 | 0.00 488.00 |
| 85,000 | GOLDMAN SACHS BANK USA - UT DTD 05/07/08 INT: SEMI-ANN INT: 05.000% MATY: 05/07/2018 | 08/18/11 381426JCO | 72,595.25 72,595.25 | 111.685 111.685 | 109.972 489.73 | 71,481.80 65,000.00 | (1,113.45) ST (1,113.45) ST | 4.546 3,250.00 | 0.00 (1,113.45) |
| Total certificates of deposit | | | | | | | | | |
| 130,000 | | | 165,873.64 | 118,903.52 | 118,903.52 | 160,106.41 | (1,773.52) ST | 318 | 0.00 |
| Total portfolio value | | | | | | | | | |
| | | | 288,920.89 | 288,920.89 | 288,920.89 | 224,374.33 | 64,546.56 | 318 | 10.00 |
| | | | 166,873.64 | 166,873.64 | 166,873.64 | 160,106.41 | 6,767.23 | 318 | 1,317.00 |
| | | | | | | | | | 1,963,301.93 |

*Based on information supplied by client or other financial institution, not verified by us.

Original Issue Discount

R The basis for this tax lot has been adjusted due to a reclassification of income.

| | |
|--------------|-----------------|
| 1,162,149.40 | US & MUNI BONDS |
| 1,160,010.64 | + |
| ----- | |
| 2,322,160.04 | = |

FLORIA V. LASKY TTEE
 ALLEN GREENBERG TTEE ET AL
 U/W THE JEROME ROBBINS
 FOUNDATION INC.
 DECEMBER 1 - DECEMBER 31, 2011
 ACCOUNT NUMBER: 5654-4944

Additional information

| | | | | | |
|-------------------------------|---------------------|------------------------|----------------|---------------------------|---------------------------|
| Accrued interest on purchases | THIS PERIOD 0.00 | THIS YEAR -1,824.80 | Gross proceeds | THIS PERIOD 226,053.02 | THIS YEAR 1,416,053.02 |
|-------------------------------|---------------------|------------------------|----------------|---------------------------|---------------------------|

Portfolio detail

Cash and Sweep Balances

Bank Deposit Sweep - Consists of monies held at Wells Fargo Bank, N.A. and (if amounts exceed \$250,000) at one or more other Wells Fargo affiliated banks. These assets are not covered by SIPC, but are instead eligible for FDIC insurance of up to \$250,000 per depositor, per institution, in accordance with FDIC rules. For additional information on the Bank Deposit Sweep for your account, please contact Your Financial Advisor.

| DESCRIPTION | % OF ACCOUNT | ANNUAL PERCENTAGE YIELD EARNED* | CURRENT MARKET VALUE | ESTIMATED ANNUAL INCOME |
|--------------------------------------|--------------|---------------------------------|----------------------|-------------------------|
| Cash | 0.07 | 0.00 | 2,680.45 | 0.00 |
| BANK DEPOSIT SWEEP | 18.55 | 0.02 | 706,869.58 | 141.37 |
| Interest Period 12/01/11 - 12/31/11 | | | | |
| Total Cash and Sweep Balances | 18.62 | | \$709,550.07 | \$141.37 |

* APYE measures the total amount of the interest paid on an account based on the interest rate and the frequency of the compounding during the interest period. The annual percentage yield earned is expressed as an annualized rate, based on a 365 day year.

Fixed Income Securities

Corporate and municipal bonds and other fixed income securities are priced by a computerized pricing service or, for less actively traded issues, by utilizing a yield-based matrix system to arrive at an estimated market value.

Corporate Bonds

| DESCRIPTION | % OF ACCOUNT | QUANTITY | ADJ PRICE/ ORIG PRICE | ADJ COST/ ORIG COST | CURRENT PRICE | CURRENT MARKET VALUE | UNREALIZED GAIN/LOSS | ESTIMATED | | |
|--------------------------|--------------|----------|-----------------------|---------------------|---------------|----------------------|----------------------|------------------|---------------|------------------|
| | | | | | | | | ACCRUED INTEREST | ANNUAL INCOME | ANNUAL YIELD (%) |
| SUB OF NEW YORK | 0.77 | 29,000 | 108.92 | 31,594.41 | 101.4580 | 29,422.82 | -2,171.59 | 457.05 | 1,848.75 | 6.28 |
| BANK NOTES | | | | | | | | | | |
| CPN 6.375% DUE 04/01/12 | | | | | | | | | | |
| DTD 03/26/02 FC 10/01/02 | | | | | | | | | | |
| Moody AA3, S&P A | | | | | | | | | | |
| CUSIP 064057BA9 | | | | | | | | | | |
| Acquired 08/12/09 L nc | | | | | | | | | | |





FLORIA V. LASKY TTEE
 ALLEN GREENBERG TTEE ET AL
 U/W THE JEROME ROBBINS
 FOUNDATION INC.
 DECEMBER 1 - DECEMBER 31, 2011
 ACCOUNT NUMBER: 5654-4944

Fixed Income Securities
Corporate Bonds continued

| DESCRIPTION | % OF ACCOUNT | QUANTITY | ADJ PRICE/ ORIG PRICE | ADJ COST/ ORIG COST | CURRENT PRICE | CURRENT MARKET VALUE | UNREALIZED GAIN/LOSS | ACCRUED INTEREST | ESTIMATED | |
|---|--------------|----------|-----------------------|---------------------|---------------|----------------------|----------------------|------------------|---------------|------------------|
| | | | | | | | | | ANNUAL INCOME | ANNUAL YIELD (%) |
| JOHN HANCOCK LIFE INS CO STEP CPN SIGNATURE NOTES MONTHLY PAY CALLABLE CPN 6.000% DUE 08/15/12 DTD 08/12/04 FC 09/15/04 Moody A2, S&P AA- CUSIP 41013M7M6 Acquired 08/18/09 L nc | 0.67 | 25,000 | 105.75 | 26,442.50 | 102.3540 | 25,588.50 | -854.00 | 62.50 | 1,500.00 | 5.86 |
| FLORIDA POWER & LIGHT 1ST MTG CPN 4.850% DUE 02/01/13 DTD 12/13/02 FC 02/01/03 Moody AA3, S&P A CUSIP 341081EN3 Acquired 08/31/09 L nc | 0.68 | 25,000 | 105.08 | 26,525.00 | 104.2700 | 26,067.50 | -457.50 | 501.84 | 1,212.50 | 4.65 |
| GENERAL ELECTRIC COMPANY GLOBAL NOTES CPN 5.000% DUE 02/01/13 DTD 01/28/03 FC 08/01/03 Moody AA2, S&P AA+ CUSIP 369604AY9 Acquired 04/17/09 L nc | 1.37 | 50,000 | 102.85 | 51,431.00 | 104.0650 | 52,032.50 | 601.50 | 1,034.72 | 2,500.00 | 4.80 |
| MERRILL LYNCH & CO MEDIUM TERM NOTES CPN 6.150% DUE 04/25/13 DTD 04/25/08 FC 10/25/08 Moody BAA1, S&P A- CUSIP 59018YN56 Acquired 08/12/09 L nc | 1.34 | 50,000 | 104.20 | 52,108.00 | 101.7490 | 50,874.50 | -1,233.50 | 555.21 | 3,075.00 | 6.04 |
| CREDIT SUISSE FB USA INC GLOBAL NOTES CPN 5.500% DUE 08/15/13 DTD 08/15/03 FC 02/15/04 Moody AA1, S&P A+ CUSIP 22541LAH6 Acquired 08/07/09 L nc | 0.69 | 25,000 | 107.06 | 26,770.25 | 104.4350 | 26,108.75 | -661.50 | 515.63 | 1,375.00 | 5.26 |

FLORIA V. LASKY TTEE
 ALLEN GREENBERG TTEE ET AL
 U/W THE JEROME ROBBINS
 FOUNDATION INC.
 DECEMBER 31, 2011
 ACCOUNT NUMBER: 5654-4944

Fixed Income Securities
 Corporate Bonds continued

| DESCRIPTION | % OF ACCOUNT | QUANTITY | ADJ PRICE/ ORIG PRICE | ADJ COST/ ORIG COST | CURRENT PRICE | CURRENT MARKET VALUE | UNREALIZED GAIN/LOSS | ACCRUED INTEREST | ESTIMATED | |
|---|--------------|----------|--------------------------|------------------------|---------------|----------------------|----------------------|------------------|---------------|------------------|
| | | | | | | | | | ANNUAL INCOME | ANNUAL YIELD (%) |
| WYETH NOTES CPN 5.500% DUE 02/15/16 DTD 11/14/05 FC 02/15/06 Moody A1, S&P AA CUSIP 983024AJ9 Acquired 08/18/09 L nc | 0.86 | 28,000 | 108.38 | 30,353.36 | 116.5950 | 32,646.60 | 2,293.24 | 577.50 | 1,540.00 | 4.71 |
| MERRILL LYNCH & CO MEDIUM TERM NOTES CPN 6.400% DUE 08/28/17 DTD 08/28/07 FC 02/28/08 Moody BAA1, S&P A- CUSIP 59018YJ69 Acquired 03/02/11 S nc | 0.38 | 15,000 | 111.72 | 16,763.90 | 95.2970 | 14,294.55 | -2,469.35 | 325.33 | 960.00 | 6.71 |
| BANK OF AMERICA NA NOTES CPN 5.650% DUE 05/01/18 DTD 05/02/08 FC 11/01/08 Moody BAA1, S&P A- CUSIP 06051GDX4 Acquired 08/04/10 L nc | 1.25 | 50,000 | 106.39 | 53,201.00 | 95.4830 | 47,741.50 | -5,459.50 | 462.99 | 2,825.00 | 5.91 |
| JPMORGAN CHASE & CO NOTE CPN 6.300% DUE 04/23/19 DTD 04/23/09 FC 10/23/09 Moody AA3, S&P A CUSIP 46625HHL7 Acquired 08/04/10 L nc | 0.74 | 25,000 | 115.19 | 28,804.00 | 112.5630 | 28,140.75 | -663.25 | 293.13 | 1,575.00 | 5.59 |
| BANK OF AMERICA CORP INTERNOTES CPN 6.400% DUE 08/15/19 DTD 08/13/09 FC 02/15/10 Moody BAA1, S&P A- CUSIP 06050WBP9 Acquired 03/02/11 S nc | 0.62 | 25,000 | 108.89 | 27,227.50 | 94.3520 | 23,588.00 | -3,639.50 | 600.00 | 1,600.00 | 6.78 |





FLORIA V. LASKY TTEE
 ALLEN GREENBERG TTEE ET AL
 U/W THE JEROME ROBBINS
 FOUNDATION INC.
 DECEMBER 1 - DECEMBER 31, 2011
 ACCOUNT NUMBER: 5654-4944

Fixed Income Securities
Corporate Bonds continued

| DESCRIPTION | % OF ACCOUNT | QUANTITY | ADJ PRICE/ ORIG PRICE | ADJ COST/ ORIG COST | CURRENT PRICE | CURRENT MARKET VALUE | UNREALIZED GAIN/LOSS | ACCRUED INTEREST | ESTIMATED | |
|------------------------------|--------------|----------------|--------------------------|------------------------|---------------|----------------------|----------------------|-------------------|--------------------|------------------|
| | | | | | | | | | ANNUAL INCOME | ANNUAL YIELD (%) |
| BOEING CO SR UNSECURED | 2.30 | 75,000 | 104.94 | 78,711.50 | 116.8820 | 87,661.50 | 8,950.00 | 1,371.09 | 3,656.25 | 4.17 |
| CPN 4.875% DUE 02/15/20 | | | | | | | | | | |
| DTD 07/28/09 FC 02/15/10 | | | | | | | | | | |
| Moody A2, S&P A | | | | | | | | | | |
| CUSIP 097023AZ8 | | | | | | | | | | |
| Acquired 04/23/10 L nc | | | | | | | | | | |
| JPMORGAN CHASE & CO | 0.64 | 25,000 | 99.50 | 24,880.00 | 98.0000 | 24,500.00 | -380.00 | N/A | N/A | N/A |
| MEDIUM TERM FLOAT RATE | | | | | | | | | | |
| NOTE | | | | | | | | | | |
| CPN 0.000% DUE 10/29/20 | | | | | | | | | | |
| DTD 10/29/10 FC 01/31/11 | | | | | | | | | | |
| Moody AA3, S&P A | | | | | | | | | | |
| CUSIP 48124AS32 | | | | | | | | | | |
| Acquired 10/22/10 L nc | | | | | | | | | | |
| ATLANTIC RICHFIELD CO | 0.88 | 25,000 | 109.50 | 27,380.00 | 134.2760 | 33,569.00 | 6,189.00 | 853.65 | 2,062.50 | 6.14 |
| DEBENTURE | | | | | | | | | | |
| NON CALL LIFE | | | | | | | | | | |
| CPN 8.250% DUE 02/01/22 | | | | | | | | | | |
| DTD 02/01/92 FC 08/01/92 | | | | | | | | | | |
| Moody A2, S&P A | | | | | | | | | | |
| CUSIP 048825BA0 | | | | | | | | | | |
| Acquired 08/04/10 L nc | | | | | | | | | | |
| Total Corporate Bonds | 13.18 | 472,000 | | \$502,192.42 | | \$502,236.47 | \$44.05 | \$7,610.64 | \$25,730.00 | 5.12 |

A

nc Cost information for this tax lot is not covered by IRS reporting requirements. Unless indicated, cost for all other lots will be reported to the IRS.

FLORIA V. LASKY TTEE
 ALLEN GREENBERG TTEE ET AL
 U/W THE JEROME ROBBINS
 FOUNDATION INC.
 DECEMBER 1 - DECEMBER 31, 2011
 ACCOUNT NUMBER: 5654-4944

Fixed Income Securities

Government Bonds

| DESCRIPTION | % OF ACCOUNT | QUANTITY | ADJ PRICE/ ORIG PRICE | ADJ COST/ ORIG COST | CURRENT PRICE | CURRENT MARKET VALUE | UNREALIZED GAIN/LOSS | ESTIMATED | | |
|--|--------------|----------|-----------------------|---------------------|---------------|----------------------|----------------------|------------------|---------------|------------------|
| | | | | | | | | ACCRUED INTEREST | ANNUAL INCOME | ANNUAL YIELD (%) |
| FEDERAL NATL MTG ASSN MULTI STEP UP CPN NOTES CALLABLE CPN 1 000% DUE 06/29/21 DTD 06/29/11 FC 12/29/11 CALL 06/29/12 @ 100 000 Moody AAA, S&P AA+ | 1.31 | 50,000 | 100 00 | 50,005.00 | 100.0800 | 50,040.00 | 35.00 | 1.39 | 500.00 | 0.99 |
| REMAIN BAL 50,000 00 DEC FACTOR 1 000000000 CUSIP 3136FRSD6 Acquired 07/07/11 S nc | 1.31 | 50,000 | | \$50,005.00 | | \$50,040.00 | \$35.00 | \$1.39 | \$500.00 | 1.00 |
| Total Government Bonds | | | | | | | | | | |

nc Cost information for this tax lot is not covered by IRS reporting requirements. Unless indicated, cost for all other lots will be reported to the IRS.

B

Certificates of Deposit

Long-term certificates of deposit (maturity beyond one year from date of issue) are priced using a market value pricing model.

| DESCRIPTION | % OF ACCOUNT | QUANTITY | ADJ PRICE/ ORIG PRICE | ADJ COST/ ORIG COST | CURRENT PRICE | CURRENT MARKET VALUE | UNREALIZED GAIN/LOSS | ESTIMATED | | |
|---|--------------|----------|-----------------------|---------------------|---------------|----------------------|----------------------|------------------|---------------|------------------|
| | | | | | | | | ACCRUED INTEREST | ANNUAL INCOME | ANNUAL YIELD (%) |
| CAPITAL ONE BK USA NA CD GLEN ALLEN VA ACT/365 FDIC INSURED CPN 4.750% DUE 07/02/12 DTD 07/02/08 FC 01/02/09 CUSIP 14041A5B1 Acquired 12/10/09 L nc | 2.20 | 82,000 | 106.02 | 86,947.66 | 102.0670 | 83,694.94 | -3,252.72 | 1,931.49 | 3,895.00 | 4.65 |
| AMALGAMATED BK CD CHICAGO IL ACT/365 FDIC INSURED CPN 2 700% DUE 07/06/12 DTD 07/06/09 FC 08/06/09 CUSIP 022661AZ5 Acquired 12/01/09 L nc | 1 11 | 42,000 | 101 12 | 42,478.42 | 101.0900 | 42,457.80 | -20.62 | 74.56 | 1,134.00 | 2.67 |





FLORIA V. LASKY TTEE
 ALLEN GREENBERG TTEE ET AL
 U/W THE JEROME ROBBINS
 FOUNDATION INC.
 DECEMBER 1 - DECEMBER 31, 2011
 ACCOUNT NUMBER: 5654-4944

Fixed Income Securities
Certificates of Deposit continued

| DESCRIPTION | QUANTITY | ADJ PRICE/ ORIG PRICE | ADJ COST/ ORIG COST | CURRENT PRICE | CURRENT MARKET VALUE | UNREALIZED GAIN/LOSS | ACCRUED INTEREST | ESTIMATED | |
|--|----------|--------------------------|------------------------|------------------|-------------------------|-------------------------|---------------------|-----------------|------------------|
| | | | | | | | | % OF ACCOUNT | ANNUAL INCOME |
| BMW BANK SALT LK CITY UT ACT/365 FDIC INSURED CPN 4.600% DUE 12/03/12 DTD 12/01/08 FC 06/01/09 CUSIP 05568PMN4 Acquired 02/22/10 L nc | 50,000 | 106.85 | 53,430.00 | 103.4620 | 51,731.00 | -1,699.00 | 182.74 | 2,300.00 | 4.44 |
| DISCOVER BANK GREENWOOD DE ACT/365 FDIC INSURED CPN 4.450% DUE 12/03/12 DTD 12/03/08 FC 06/03/09 CUSIP 25469JC31 Acquired 02/22/10 L nc | 95,000 | 106.43 | 101,121.27 | 103.3200 | 98,154.00 | -2,967.27 | 312.72 | 4,227.50 | 4.30 |
| DISCOVER BANK GREENWOOD DE ACT/365 FDIC INSURED CPN 2.350% DUE 12/10/12 DTD 12/09/09 FC 06/09/10 CUSIP 254670TS1 Acquired 12/01/09 L nc | 150,000 | 100.00 | 150,000.00 | 101.4560 | 152,187.00 | 2,187.00 | 202.81 | 3,525.00 | 2.31 |
| CAPITAL ONE BANK N A CD GLEN ALLEN VA ACT/365 FDIC INSURED CPN 4.350% DUE 01/23/13 DTD 01/23/08 FC 07/23/08 CUSIP 14041AXL8 Acquired 12/17/09 L nc | 45,000 | 103.95 | 46,784.53 | 103.6120 | 46,625.40 | -159.13 | 858.08 | 1,957.50 | 4.19 |
| GE MONEY BANK SALT LAKE CITY UT ACT/365 FDIC INSURED CPN 5.000% DUE 08/20/13 DTD 08/20/08 FC 02/20/09 CUSIP 36159SAG6 Acquired 12/16/09 L nc | 40,000 | 106.84 | 42,743.68 | 106.1270 | 42,450.80 | -292.88 | 723.29 | 2,000.00 | 4.71 |

FLORIA V. LASKY TTEE
 ALLEN GREENBERG TTEE ET AL
 U/W THE JEROME ROBBINS
 FOUNDATION INC.
 DECEMBER 1 - DECEMBER 31, 2011
 ACCOUNT NUMBER: 5654-4944

Fixed Income Securities
Certificates of Deposit continued

| DESCRIPTION | % OF ACCOUNT | QUANTITY | ADJ PRICE/ ORIG PRICE | ADJ COST/ ORIG COST | CURRENT PRICE | CURRENT MARKET VALUE | UNREALIZED GAIN/LOSS | ACCRUED INTEREST | ESTIMATED | |
|--|--------------|----------|--------------------------|------------------------|---------------|----------------------|----------------------|------------------|---------------|------------------|
| | | | | | | | | | ANNUAL INCOME | ANNUAL YIELD (%) |
| STATE BK INDIA CD NEW YORK NY ACT/365 FDIC INSURED CPN 5.050% DUE 09/12/13 DTD 09/12/08 FC 03/12/09 CUSIP 856284QD9 Acquired 12/11/09 L nc | 2.65 | 95,000 | 107.19 | 101,843.55 | 106.3680 | 101,049.60 | -793.95 | 1,432.63 | 4,797.50 | 4.74 |
| WACHOVIA BK FSB CD HOUSTON TX ACT/365 FDIC INSURED CPN 5.050% DUE 09/19/13 DTD 09/19/08 FC 03/19/09 CUSIP 92979HHN9 Acquired 11/24/09 L nc | 0.70 | 25,000 | 107.12 | 26,786.81 | 106.4160 | 26,604.00 | -182.81 | 352.81 | 1,262.50 | 4.74 |
| STATE BK INDIA CD NEW YORK NY ACT/365 FDIC INSURED CPN 4.850% DUE 09/26/13 DTD 09/26/08 FC 03/26/09 CUSIP 856284QU1 Acquired 12/17/09 L nc | 1.23 | 44,000 | 106.28 | 46,768.92 | 106.1210 | 46,693.24 | -75.68 | 555.43 | 2,134.00 | 4.57 |
| WACHOVIA BK N A CD CHARLOTTE NC ACT/365 FDIC INSURED CPN 5.050% DUE 09/30/13 DTD 09/30/08 FC 03/30/09 CUSIP 92977BUV1 Acquired 10/20/09 L nc | 2.82 | 101,000 | 107.16 | 108,244.90 | 106.4920 | 107,556.92 | -687.98 | 1,271.63 | 5,100.50 | 4.74 |
| WACHOVIA BANK FSB CD HOUSTON TX ACT/365 FDIC INSURED CPN 5.050% DUE 09/30/13 DTD 09/30/08 FC 03/30/09 CUSIP 92979HHX7 Acquired 01/06/10 L nc | 1.68 | 60,000 | 107.15 | 64,300.21 | 106.4920 | 63,895.20 | -405.01 | 755.43 | 3,030.00 | 4.74 |





FLORIA V. LASKY TTEE
 ALLEN GREENBERG TTEE ET AL
 U/W THE JEROME ROBBINS
 FOUNDATION INC.
 DECEMBER 1 - DECEMBER 31, 2011
 ACCOUNT NUMBER: 5654-4944

Fixed Income Securities

Certificates of Deposit continued

| DESCRIPTION | % OF ACCOUNT | QUANTITY | ADJ PRICE/ ORIG PRICE | ADJ COST/ ORIG COST | CURRENT PRICE | CURRENT MARKET VALUE | UNREALIZED GAIN/LOSS | ACCRUED INTEREST | ESTIMATED | |
|--|--------------|----------|-----------------------|---------------------|---------------|----------------------|----------------------|------------------|---------------|------------------|
| | | | | | | | | | ANNUAL INCOME | ANNUAL YIELD (%) |
| WACHOVIA BANK FSB CD HOUSTON TX ACT/365 FDIC INSURED CPN 5.050% DUE 10/10/13 DTD 10/10/08 FC 04/10/09 CUSIP 92979HJF4 Acquired 11/24/09 L nc | 0.70 | 25,000 | 107.23 | 26,812.51 | 106.5570 | 26,639.25 | -173.26 | 280.17 | 1,262.50 | 4.73 |
| GE MONEY BANK CD SALT LAKE CITY UT ACT/365 FDIC INSURED CPN 5.000% DUE 10/23/13 DTD 10/23/08 FC 04/23/09 CUSIP 36159SCH2 Acquired 01/05/10 L nc | 1.40 | 50,000 | 107.11 | 53,560.20 | 106.5550 | 53,277.50 | -282.70 | 465.75 | 2,500.00 | 4.69 |
| GOLDMAN SACHS BANK CD SALT LAKE CITY UT ACT/365 FDIC INSURED CPN 5.000% DUE 10/29/13 DTD 10/29/08 FC 04/29/09 CUSIP 381426RH0 Acquired 11/18/09 L nc | 2.69 | 96,000 | 106.78 | 102,516.33 | 106.5930 | 102,329.28 | -187.05 | 815.34 | 4,800.00 | 4.69 |
| GOLDMAN SACHS BANK CD SALT LAKE CITY ACT/365 FDIC INSURED CPN 5.100% DUE 11/12/13 DTD 11/12/08 FC 05/12/09 CUSIP 381426SW6 Acquired 11/11/10 L nc | 1.40 | 50,000 | 109.46 | 54,735.45 | 106.8640 | 53,432.00 | -1,303.45 | 335.34 | 2,550.00 | 4.77 |
| CAPITAL ONE BANK USA CD GLEN ALLEN VA ACT/365 FDIC INSURED CPN 5.000% DUE 11/19/13 DTD 11/19/08 FC 05/19/09 CUSIP 140420KZ2 Acquired 12/16/09 L nc | 0.70 | 25,000 | 107.08 | 26,775.41 | 106.7170 | 26,673.25 | -96.16 | 140.41 | 1,250.00 | 4.68 |


FLORIA V. LASKY TTEE
 ALLEN GREENBERG TTEE ET AL
 U/W THE JEROME ROBBINS
 FOUNDATION INC.
 DECEMBER 1 - DECEMBER 31, 2011
 ACCOUNT NUMBER: 5654-4944

Fixed Income Securities

Certificates of Deposit continued

| DESCRIPTION | % OF ACCOUNT | QUANTITY | ADJ PRICE/ ORIG PRICE | ADJ COST/ ORIG COST | CURRENT PRICE | CURRENT MARKET VALUE | UNREALIZED GAIN/LOSS | ACCRUED INTEREST | ESTIMATED | |
|--|--------------|----------|--------------------------|------------------------|------------------|-------------------------|-------------------------|---------------------|------------------|---------------------|
| | | | | | | | | | ANNUAL INCOME | ANNUAL YIELD (%) |
| MORGAN STANLEY BK NA CD SALT LAKE CITY UT ACT/365 FDIC INSURED CPN 5.000% DUE 11/29/13 DTD 11/28/08 FC 12/28/08 CUSIP 61747MRS2 Acquired 12/07/09 L nc | 2.66 | 95,000 | 107.28 | 101,927.39 | 106.8010 | 101,460.95 | -466.44 | 26.03 | 4,750.00 | 4.68 |
| MORGAN STANLEY BK NA CD SALT LAKE CITY ACT/365 FDIC INSURED CPN 5.000% DUE 12/05/13 DTD 12/05/08 FC 01/05/09 CUSIP 61747MSC6 Acquired 12/16/09 L nc | 0.70 | 25,000 | 107.20 | 26,806.67 | 106.8400 | 26,710.00 | -96.67 | 85.62 | 1,250.00 | 4.67 |
| SALLIE MAE BANK CD MURRAY UT ACT/365 FDIC INSURED CPN 4.750% DUE 12/10/13 DTD 12/10/08 FC 06/10/09 CUSIP 795450GS8 Acquired 12/16/09 L nc | 0.89 | 32,000 | 106.25 | 34,006.99 | 106.3700 | 34,038.40 | 31.41 | 83.29 | 1,520.00 | 4.46 |
| MORGAN STANLEY BK NA CD SALT LAKE CITY UT ACT/365 FDIC INSURED CPN 4.750% DUE 12/19/13 DTD 12/19/08 FC 01/19/09 CUSIP 61747MTA9 Acquired 12/17/09 L nc | 1.40 | 50,000 | 106.32 | 53,169.99 | 106.4370 | 53,218.50 | 48.51 | 71.58 | 2,375.00 | 4.46 |
| WORLD'S FOREMOST BANK CD SIDNEY NE ACT/365 FDIC INSURED CPN 4.250% DUE 12/31/13 DTD 12/31/08 FC 01/31/09 CUSIP 99000FAF5 Acquired 12/29/09 L nc | 2.76 | 100,000 | 104.31 | 104,317.55 | 105.2500 | 105,250.00 | 932.45 | 349.32 | 4,250.00 | 4.03 |





FLORIA V. LASKY TTEE
 ALLEN GREENBERG TTEE ET AL
 U/W THE JEROME ROBBINS
 FOUNDATION INC.
 DECEMBER 1 - DECEMBER 31, 2011
 ACCOUNT NUMBER. 5654-4944

Fixed Income Securities

Certificates of Deposit continued

| DESCRIPTION | QUANTITY | ADJ PRICE/ ORIG PRICE | ADJ COST/ ORIG COST | CURRENT PRICE | CURRENT MARKET VALUE | UNREALIZED GAIN/LOSS | ACCRUED INTEREST | ESTIMATED ANNUAL INCOME | ANNUAL YIELD (%) |
|---|----------|--------------------------|------------------------|------------------|-------------------------|-------------------------|---------------------|-------------------------------|---------------------|
| SOUTHWEST BK CD ST LOUIS MO ACT/365 FDIC INSURED CPN 4.100% DUE 02/13/15 DTD 02/15/08 FC 08/15/08 CUSIP 844776DU5 Acquired 02/24/10 L nc | 2.25 | 105.65 | 85,581.50 | 105.6740 | 85,595.94 | 14.44 | 1,246.51 | 3,321.00 | 3.87 |
| AMERICAN EXP BK FSB CD SALT LK CITY UT ACT/365 FDIC INSURED CPN 3.750% DUE 03/18/16 DTD 03/18/09 FC 09/18/09 CUSIP 02580VHX6 Acquired 08/24/10 L nc | 2.72 | 106.21 | 104,099.36 | 105.7030 | 103,588.94 | -510.42 | 1,037.06 | 3,675.00 | 3.54 |
| MORTON COMMUNITY BANK CD MORTON IL ACT/365 FDIC INSURED CPN 3.300% DUE 05/04/16 DTD 09/04/09 FC 10/04/09 CUSIP 619165FA6 Acquired 09/14/10 L nc | 0.74 | 104.38 | 28,189.57 | 104.4230 | 28,194.21 | 4.64 | 63.47 | 891.00 | 3.16 |
| MORTON CMNTY BANK CD MORTON IL ACT/365 FDIC INSURED CPN 3.400% DUE 07/25/16 DTD 08/24/09 FC 09/24/09 CUSIP 619165SES8 Acquired 12/08/10 L nc | 2.06 | 104.48 | 78,366.65 | 104.7360 | 78,552.00 | 185.35 | 41.92 | 2,550.00 | 3.24 |
| LANDMARK BANK NA CD COLUMBIA MO ACT/365 CALLABLE FDIC INSURED CPN 2.300% DUE 09/13/16 DTD 09/13/10 FC 12/13/10 CALL 03/13/12 @ 100.00 CUSIP 51506VAW3 Acquired 09/15/10 L nc | 1.51 | 100.00 | 57,005.00 | 100.7780 | 57,443.46 | 438.46 | 61.06 | 1,311.00 | 2.28 |

FLORIA V. LASKY TTEE
 ALLEN GREENBERG TTEE ET AL
 U/W THE JEROME ROBBINS
 FOUNDATION INC.
 DECEMBER 1 - DECEMBER 31, 2011
 ACCOUNT NUMBER: 5654-4944

Fixed Income Securities

Certificates of Deposit continued

| DESCRIPTION | % OF ACCOUNT | QUANTITY | ADJ PRICE/ ORIG PRICE | ADJ COST/ ORIG COST | CURRENT PRICE | CURRENT MARKET VALUE | UNREALIZED GAIN/LOSS | ACCRUED INTEREST | ESTIMATED | |
|---|--------------|----------|-----------------------|---------------------|---------------|----------------------|----------------------|------------------|---------------|------------------|
| | | | | | | | | | ANNUAL INCOME | ANNUAL YIELD (%) |
| GE MONEY BANK CD SALT LAKE CITY UT ACT/365 FDIC INSURED CPN 5.550% DUE 11/08/18 DTD 11/06/08 FC 05/06/09 CUSIP 36159SDD0 Acquired 08/04/10 L nc | 1.50 | 50,000 | 113.49 | 56,754.99 | 113.9990 | 56,999.50 | 244.51 | 410.55 | 2,775.00 | 4.86 |
| PROVIDENCE BANK CD ROCK MOUNTAIN NC ACT/365 FDIC INSURED CPN 3.750% DUE 04/15/19 DTD 04/15/09 FC 05/15/09 CUSIP 743738AK2 Acquired 08/24/10 L nc | 0.93 | 34,000 | 104.37 | 35,490.88 | 103.8650 | 35,314.10 | -176.78 | 52.40 | 1,275.00 | 3.61 |
| TOYOTA FINL SVGS BK CD HENDESON NV ACT/365 FDIC INSURED CPN 3.850% DUE 04/16/19 DTD 04/16/09 FC 10/16/09 CUSIP 89235MCM9 Acquired 08/19/10 L nc | 1.10 | 40,000 | 105.14 | 42,063.52 | 104.7000 | 41,880.00 | -183.52 | 316.44 | 1,540.00 | 3.67 |
| HSBC BANK USA N A CD MCLEAN VA ACT/365 CALLABLE FDIC INSURED CPN 4.150% DUE 09/30/19 DTD 09/30/09 FC 03/30/10 CALL 09/30/14 @ 100.000 CUSIP 40431AG71 Acquired 02/22/10 L nc | 2.62 | 95,000 | 100.58 | 95,557.14 | 105.1390 | 99,882.05 | 4,324.91 | 982.93 | 3,942.50 | 3.94 |





FLORIA V. LASKY TTEE
 ALLEN GREENBERG TTEE ET AL
 U/W THE JEROME ROBBINS
 FOUNDATION INC.
 DECEMBER 1 - DECEMBER 31, 2011
 ACCOUNT NUMBER: 5654-4944

Fixed Income Securities

Certificates of Deposit continued

| DESCRIPTION | % OF ACCOUNT | QUANTITY | ADJ PRICE/ ORIG PRICE | ADJ COST/ ORIG COST | CURRENT PRICE | CURRENT MARKET VALUE | UNREALIZED GAIN/LOSS | ACCRUED INTEREST | ESTIMATED | |
|--------------------------------------|--------------|------------------|--------------------------|------------------------|---------------|-----------------------|----------------------|--------------------|--------------------|------------------|
| | | | | | | | | | ANNUAL INCOME | ANNUAL YIELD (%) |
| TRADITIONAL BK INC CD | | | | | | | | | | |
| MT STERLING KY ACT/365 | | | | | | | | | | |
| FDIC INSURED | | | | | | | | | | |
| CPN 3.500% DUE 11/29/19 | | | | | | | | | | |
| DTD 11/30/09 FC 12/30/09 | | | | | | | | | | |
| CUSIP 89268YAS4 | | | | | | | | | | |
| Acquired 09/15/10 L nc | 2.43 | 90,000 | 102.69 | 92,432.48 | 102.9750 | 92,677.50 | 245.02 | N/A | 3,150.00 | 3.39 |
| Total Certificates of Deposit | 55.80 | 2,024,000 | | \$2,131,619.53 | | \$2,126,262.73 | -\$5,356.80 | \$15,518.86 | \$86,301.50 | 4.06 |

B

nc Cost information for this tax lot is not covered by IRS reporting requirements. Unless indicated, cost for all other lots will be reported to the IRS.

Foreign Bonds

Foreign Fixed Income securities may be denominated in currencies other than US dollars. Due to currency fluctuations, displayed figures for "Estimated Accrued Interest", "Estimated Annual Income" and "Estimated Annual Yield" may not reflect current exchange rates. Please contact Your Financial Advisor if you own a Foreign Fixed Income security that is denominated in other than US dollars and have additional questions.

| DESCRIPTION | % OF ACCOUNT | QUANTITY | ADJ PRICE/ ORIG PRICE | ADJ COST/ ORIG COST | CURRENT PRICE | CURRENT MARKET VALUE | UNREALIZED GAIN/LOSS | ACCRUED INTEREST | ESTIMATED | |
|-------------------------------------|--------------|----------|--------------------------|------------------------|---------------|----------------------|----------------------|------------------|---------------|------------------|
| | | | | | | | | | ANNUAL INCOME | ANNUAL YIELD (%) |
| ROYAL BK OF SCOTLAND PLC NOTES | | | | | | | | | | |
| MEDIUM TERM NOTE | | | | | | | | | | |
| CPN 4.000% DUE 04/15/16 | | | | | | | | | | |
| DTD 04/21/11 FC 05/15/11 | | | | | | | | | | |
| Moody A2, S&P A | | | | | | | | | | |
| CUSIP 78011RBL6 | | | | | | | | | | |
| Acquired 04/18/11 S nc | 0.63 | 25,000 | 100.00 | 25,000.00 | 96.3330 | 24,083.25 | -916.75 | 41.67 | 1,000.00 | 4.15 |
| SHELL INTERNATIONAL FIN COMPANY LTD | | | | | | | | | | |
| CPN 4.300% DUE 09/22/19 | | | | | | | | | | |
| DTD 09/22/09 FC 03/22/10 | | | | | | | | | | |
| Moody AA1, S&P AA | | | | | | | | | | |
| CUSIP 822582AJ1 | | | | | | | | | | |
| Acquired 04/29/10 L nc | 3.02 | 100,000 | 101.38 | 101,388.00 | 115.2700 | 115,270.00 | 13,882.00 | 1,170.56 | 4,300.00 | 3.73 |

FLORIA V. LASKY TTEE
 ALLEN GREENBERG TTEE ET AL
 U/W THE JEROME ROBBINS
 FOUNDATION INC.
 DECEMBER 1 - DECEMBER 31, 2011
 ACCOUNT NUMBER: 5654-4944

Fixed Income Securities


Foreign Bonds continued

| DESCRIPTION | % OF ACCOUNT | QUANTITY | ADJ PRICE/ ORIG PRICE | ADJ COST/ ORIG COST | CURRENT PRICE | CURRENT MARKET VALUE | UNREALIZED GAIN/LOSS | ACCRUED INTEREST | ESTIMATED | |
|--------------------------------------|--------------|----------------|--------------------------|------------------------|---------------|-----------------------|----------------------|--------------------|---------------------|------------------|
| | | | | | | | | | ANNUAL INCOME | ANNUAL YIELD (%) |
| CREDIT SUISSE | | | | | | | | | | |
| SUBORDINATE NOTES | | | | | | | | | | |
| CPN 5.400% DUE 01/14/20 | | | | | | | | | | |
| DTD 01/14/10 FC 07/14/10 | | | | | | | | | | |
| Moody AA2, S&P BBB+ | | | | | | | | | | |
| CUSIP 22546QAD9 | | | | | | | | | | |
| Acquired 04/15/11 S nc | 0.62 | 25,000 | 102.75 | 25,692.75 | 94.2110 | 23,552.75 | -2,140.00 | 622.50 | 1,350.00 | 5.73 |
| LLOYDS TSB BANK PLC | | | | | | | | | | |
| BANK GTD | | | | | | | | | | |
| CPN 6.375% DUE 01/21/21 | | | | | | | | | | |
| DTD 01/21/11 FC 07/21/11 | | | | | | | | | | |
| Moody A1, S&P A | | | | | | | | | | |
| CUSIP 539473AH1 | | | | | | | | | | |
| Acquired 03/09/11 S nc | 1.30 | 50,000 | 103.53 | 51,770.50 | 99.1500 | 49,575.00 | -2,195.50 | 1,407.81 | 3,187.50 | 6.42 |
| Total Foreign Bonds | 5.58 | 200,000 | | \$203,851.25 | | \$212,481.00 | \$8,629.75 | \$3,242.54 | \$9,837.50 | 4.63 |
| Total Fixed Income Securities | 75.87 | | | \$2,887,668.20 | | \$2,891,020.20 | \$3,352.00 | \$26,373.43 | \$122,369.00 | 4.23 |

nc Cost information for this tax lot is not covered by IRS reporting requirements. Unless indicated, cost for all other lots will be reported to the IRS.

Preferreds/Fixed Rate Cap Securities

| DESCRIPTION | % OF ACCOUNT | QUANTITY | ADJ PRICE/ ORIG PRICE | ADJ COST/ ORIG COST | CURRENT PRICE | CURRENT MARKET VALUE | UNREALIZED GAIN/LOSS | ACCRUED INTEREST | ESTIMATED | |
|--------------------------|--------------|--------------|--------------------------|------------------------|----------------|----------------------|----------------------|------------------|-------------------|------------------|
| | | | | | | | | | ANNUAL INCOME | ANNUAL YIELD (%) |
| BANK OF AMERICA 8 20% | | | | | | | | | | |
| NON-CUM PERPET PFD SER H | | | | | | | | | | |
| CALL STARTING 5/1/13 | | | | | | | | | | |
| BAC'H | | | | | | | | | | |
| Acquired 05/21/08 L nc | 0.58 | 1,000 | 25.00 | 25,000.00 | 22.1000 | 22,100.00 | -2,900.00 | | 2,050.00 | 9.27 |
| BANK ONE CAP 7 2% TR VI | | | | | | | | | | |
| DUE 10/15/31 | | | | | | | | | | |
| CALLABLE 06/28/10 | | | | | | | | | | |
| JPM'O | | | | | | | | | | |
| Acquired 10/14/09 L nc | | 982 | 24.69 | 24,344.76 | | 25,041.00 | 696.24 | | | |
| Acquired 10/14/09 L nc | | 18 | 24.72 | 451.67 | | 459.00 | 7.33 | | | |
| Total | 0.67 | 1,000 | | \$24,796.43 | 25.5000 | \$25,500.00 | \$703.57 | | \$1,800.00 | 7.06 |





FLORIA V. LASKY TTEE
 ALLEN GREENBERG TTEE ET AL
 U/W THE JEROME ROBBINS
 FOUNDATION INC.
 DECEMBER 1 - DECEMBER 31, 2011
 ACCOUNT NUMBER: 5654-4944

Preferreds/Fixed Rate Cap Securities

| DESCRIPTION | % OF ACCOUNT | QUANTITY | ADJ PRICE/ ORIG PRICE | ADJ COST/ ORIG COST | CURRENT PRICE | CURRENT MARKET VALUE | UNREALIZED GAIN/LOSS | ESTIMATED | |
|--|--------------|--------------|-----------------------|---------------------|----------------|----------------------|----------------------|--------------------|------------------|
| | | | | | | | | ANNUAL INCOME | ANNUAL YIELD (%) |
| DEUTSCHE BANK 8.05% PFD CONT CAP TR V CALL STARTING 6/30/2018 DKT | 1.80 | 3,000 | 25.00 | 75,000.00 | 22.8100 | 68,430.00 | -6,570.00 | 6,036.00 | 8.82 |
| ING GROEP NV 8.5% PFD PERP/CALLABLE 9/15/13 NON-CUMULATIVE IGK | 1.14 | 2,000 | 25.00 | 50,000.00 | 21.7800 | 43,560.00 | -6,440.00 | 4,250.00 | 9.75 |
| Acquired 08/18/10 L nc | 0.67 | 1,000 | 25.00 | 25,060.00 | 25.4300 | 25,430.00 | 370.00 | 1,563.00 | 6.14 |
| MERRILL LYNCH PFD CAP 7% TRUST III PERPET TOPRS CALLABLE 03/30/08 MER'D | | | | | | | | | |
| Acquired 10/12/09 L nc | | 1,160 | 19.74 | 22,990.50 | | 23,107.20 | 116.70 | | |
| Acquired 10/12/09 L nc | | 100 | 19.74 | 1,987.53 | | 1,992.00 | 4.47 | | |
| Total | 0.66 | 1,260 | | \$24,978.03 | 19.9200 | \$25,099.20 | \$121.17 | \$2,205.00 | 8.79 |
| Total Preferreds/Fixed Rate Cap Securities | 5.51 | | | \$224,834.46 | | \$210,119.20 | -\$14,715.26 | \$17,904.00 | 8.52 |

(A)

SUM A - CORPORATE BONDS = \$712,355.67
 SUM B - US & MUNI - \$2,388,783.73

Bank Deposit Sw

Monies on deposit at each bank in accordance with FDIC rules. These assets are not held in your securities brokerage account and therefore are not covered by SIPC. Settlement timing differences will cause balances displayed in this section to vary from those indicated in the Portfolio detail section due to activity that occurs after 2 PM ET on the last business day of the month. If you have questions about your sweep option, including rates, please contact Your Financial Advisor.

| DESCRIPTION | CURRENT VALUE | AS OF VALUE DATE |
|-------------------------------------|---------------|------------------|
| WELLS FARGO BANK, N.A | 250,000.00 | 12/30 |
| WELLS FARGO BANK SOUTH CENTRAL, N.A | 250,000.00 | 12/30 |



Morgan Stanley Smith Barney

CLIENT STATEMENT | For the Period December 1-31, 2011

Holdings
 ACTIVE ASSETS/ACCOUNTS: THE HERMIE ROBBINS FOUNDATION INC
 229-0346720467 156 WEST 56TH STREET

| Percentage of Assets % | Total Cost | Market Value | Unrealized Gain/(Loss) | Estimated Annual Income Accrued Interest | Yield % |
|------------------------|-------------|--------------|------------------------|---|---------|
| 100.0% | \$50,000.00 | \$55,455.86 | \$3,375.00 LT | \$3,895.00 \$0.00 | 7.02% |

TOTAL MARKET VALUE

TOTAL VALUE (includes accrued interest)

\$55,455.86

005660 MSD0T244

Morgan Stanley Smith Barney

CLIENT STATEMENT | For the Period December 1-31, 2011



This section reflects the impact of positions purchased/sold on a trade date basis, and will include positions purchased and omit positions sold in the current month. Please see the "Unsettled Purchases/Sales Activity" section for more information.

The "Market Value" and "Unrealized Gain/(Loss)" figures shown are representative values as of the last business day of the statement period indicated, which may not reflect the value that could actually be obtained in the market. See "Pricing of Securities" in the Disclosures section at the end of this statement. Fixed Income securities are sorted by maturity or pre-refunding date, and alphabetically within date. Estimated annual income and estimated yield for certain securities can include return of principal or capital gains which could overstate such estimates. Estimated yield and estimated annual income are estimates and the actual income or yield may be lower or higher than the estimates. Estimated yield reflects only the income generated by an investment. It does not reflect changes in its price, which may fluctuate. Structured products appear in various statement product categories and are identified as "Structured Products" in the Security Description column. If you hold structured products, please see "Special Considerations Regarding Structured Products" in the Disclosure section.

New Treasury regulations require that we report on Form 1099-B after the close of the tax year your adjusted cost basis and classify the gain or loss as either long-term or short-term on the sale of covered securities acquired on or after January 1, 2011. These regulations also require that we make basis adjustments due to wash sales, certain corporate actions and transfers by gift or inheritance, which will be reflected on your Form 1099-B. Cost basis is reflected on monthly statements for informational purposes only and should not be used in the preparation of your income tax returns. Please refer to the Disclosures section of this statement for additional information.

CASH, DEPOSITS AND MONEY MARKET FUNDS

Cash, Deposits and Money Market Funds are generally displayed on a settlement date basis. However, Global Currency Deposits may include both settled and unsettled positions. Estimated Annual Income, Accrued Interest, and APY% will only be displayed for fully settled positions. In the event, all or a portion of a Global Currency Deposit position is unsettled as of month end, this data will not be available.

| Description | Value | Estimated Annual Income | 7-Day Current Yield % | Annual Percentage Yield % |
|----------------------------|-----------|-------------------------|-----------------------|---------------------------|
| CASH | \$410.88 | | | |
| MORGAN STANLEY BANK N.A. # | 18,692.87 | 9.00 | | 0.050 |

| Percentage of Assets % | Market Value | Estimated Annual Income | Accrued Interest |
|------------------------|--------------|-------------------------|------------------|
| 1.0% | \$19,103.75 | \$9.00 | \$0.00 |

CASH, DEPOSITS AND MONEY MARKET FUNDS

Bank deposits are at Morgan Stanley Bank, N.A. and Morgan Stanley Private Bank, National Association (Members FDIC), affiliates of Morgan Stanley Smith Barney. Cash holdings shown exclude cash holdings in custody at another firm for which you receive a separate statement.

STOCKS

COMMON STOCKS

| Security Description | Trade Date | Quantity | Unit Cost | Total Cost | Market Value | Unrealized Gain/(Loss) | Estimated Annual Income | Dividend Yield % |
|-----------------------------------|------------|----------|-----------|------------|--------------|------------------------|-------------------------|------------------|
| ISHARES BARCLAYS TIPS BD FD (TIP) | 2/25/08 | 70,000 | \$106.828 | \$7,477.99 | \$8,168.30 | \$690.31 LT | | |
| | 4/22/08 | 62,000 | 107.228 | 6,648.16 | 7,234.78 | 586.62 LT | | |
| | 6/26/08 | 74,000 | 106.549 | 7,884.60 | 8,635.06 | 750.46 LT | | |
| | 10/14/09 | 245,000 | 103.327 | 25,315.09 | 28,589.05 | 3,273.96 LT | | |
| | 11/1/11 | 164,000 | 116.865 | 19,165.89 | 19,137.16 | (28.73) ST | | |

CONTINUED



Morgan Stanley Smith Barney

CLIENT STATEMENT | For the Period December 1-31, 2011



STOCKS

COMMON STOCKS (CONTINUED)

| Security Description | Trade Date | Quantity | Unit Cost | Total Cost | Market Value | Unrealized Gain/(Loss) | Estimated Annual Income | Dividend Yield % |
|---|------------|-----------|-----------|------------|--------------|------------------------|-------------------------|------------------|
| | 11/2/11 | 5,000 | 117.270 | 586.35 | 583.45 | (2.90) ST | | |
| Total | | 620,000 | | 67,078.08 | 72,347.80 | (31.63) ST | 2,966.08 | 4.09 |
| <i>Share Price \$116.690, Next Dividend Payable 01/12</i> | | | | | | | | |
| ISHARES MSCI CANADA INDEX FD (EWC) | 11/1/11 | 1,325,000 | 27.398 | 36,301.95 | 35,245.00 | (1,056.95) ST | 740.68 | 2.10 |
| <i>Share Price: \$26.600; Next Dividend Payable 06/12</i> | | | | | | | | |
| ISHARES MSCI EMU (EZU) | 11/1/11 | 3,050,000 | 29.510 | 90,005.50 | 85,095.00 | (4,910.50) ST | | |
| | 11/2/11 | 35,000 | 29.595 | 1,035.83 | 976.50 | (59.33) ST | | |
| Total | | 3,085,000 | | 91,041.33 | 86,071.50 | (4,969.83) ST | 3,597.11 | 4.17 |
| <i>Share Price \$27.900, Next Dividend Payable 06/12</i> | | | | | | | | |
| ISHARES MSCI JAPAN INDEX FUND (EWJ) | 4/22/08 | 1,510,000 | 12.800 | 19,328.00 | 13,756.10 | (5,571.90) LT | | |
| | 6/26/08 | 3,650,000 | 12.400 | 45,260.00 | 33,251.50 | (12,008.50) LT | | |
| | 10/14/09 | 2,540,000 | 10.000 | 25,399.75 | 23,139.40 | (2,260.35) LT | | |
| | 11/2/11 | 170,000 | 9.276 | 1,576.92 | 1,548.70 | (28.22) ST | | |
| Total | | 7,870,000 | | 91,564.67 | 71,695.70 | (19,840.75) LT | 1,526.78 | 2.12 |
| <i>Share Price: \$9.110; Next Dividend Payable 06/12</i> | | | | | | | | |
| ISHARES MSCI PAC EX-JPN IDX (EPP) | 11/1/11 | 2,150,000 | 41.905 | 90,094.68 | 83,699.50 | (6,395.18) ST | | |
| | 11/2/11 | 20,000 | 42.080 | 841.60 | 778.60 | (63.00) ST | | |
| Total | | 2,170,000 | | 90,936.28 | 84,478.10 | (6,458.18) ST | 3,725.89 | 4.41 |
| <i>Share Price \$38.930, Next Dividend Payable 06/12</i> | | | | | | | | |
| ISHARES S&P 500 GRWTH INDEX (IVW) | 4/22/08 | 1,787,000 | 66.318 | 118,510.09 | 120,497.41 | 1,987.32 LT | | |
| | 6/26/08 | 2,360,000 | 64.330 | 151,818.80 | 159,134.80 | 7,316.00 LT | | |
| | 10/14/09 | 913,000 | 55.608 | 50,770.10 | 61,563.59 | 10,793.49 LT | | |
| Total | | 5,060,000 | | 321,098.99 | 341,195.80 | 20,096.81 LT | 5,515.40 | 1.61 |
| <i>Share Price \$67.430, Next Dividend Payable 03/12</i> | | | | | | | | |
| ISHARES S&P 500 VALUE INDEX (IVE) | 6/26/08 | 2,031,000 | 64.457 | 130,911.36 | 117,452.73 | (13,458.63) LT | | |
| | 10/14/09 | 2,659,000 | 52.568 | 139,779.38 | 153,769.97 | 13,990.59 LT | | |

CONTINUED

005660 MSDDT244

Morgan Stanley Smith Barney

CLIENT STATEMENT | For the Period December 1-31, 2011



STOCKS

COMMON STOCKS (CONTINUED)

| Security Description | Trade Date | Quantity | Unit Cost | Total Cost | Market Value | Unrealized Gain/(Loss) | Estimated Annual Income | Dividend Yield % |
|---|------------|------------------|-----------|------------------|------------------|---|-------------------------|------------------|
| <i>Share Price: \$57.830, Next Dividend Payable 03/12</i> | | | | | | | | |
| ISHARES S&P GBL UTILITIES ETF (JXI) | 11/1/11 | 2,125,000 | 42.313 | 89,915.13 | 89,037.50 | (877.63) ST | | |
| | 11/2/11 | 15,000 | 42.620 | 639.30 | 628.50 | (10.80) ST | | |
| Total | | 2,140,000 | | 90,554.43 | 89,666.00 | (888.43) ST | 4,190.12 | 4.67 |
| <i>Share Price: \$41.900, Next Dividend Payable 06/12</i> | | | | | | | | |
| ISHARES S&P MID CAP 400 GROWTH (JJK) | 2/25/08 | 113,000 | 84.670 | 9,567.71 | 11,156.49 | 1,588.78 LT | | |
| | 4/22/08 | 104,000 | 86.300 | 8,975.20 | 10,262.92 | 1,292.72 LT | | |
| | 6/26/08 | 119,000 | 89.310 | 10,627.89 | 11,748.87 | 1,120.98 LT | | |
| | 10/14/09 | 335,000 | 75.857 | 25,412.26 | 33,074.55 | 7,662.29 LT | | |
| | 11/1/11 | 334,000 | 99.250 | 33,149.43 | 32,975.82 | (173.61) ST | | |
| Total | | 1,005,000 | | 87,732.49 | 99,223.65 | 11,664.77 LT (173.61) ST | 656.27 | 0.66 |
| <i>Share Price: \$98.730, Next Dividend Payable 03/12</i> | | | | | | | | |
| ISHARES S&P MID CAP 400 VALUE (IJJ) | 2/25/08 | 161,000 | 75.260 | 12,116.86 | 12,232.78 | 115.92 LT | | |
| | 4/22/08 | 147,000 | 76.090 | 11,185.23 | 11,169.06 | (16.17) LT | | |
| | 6/26/08 | 177,000 | 75.270 | 13,322.79 | 13,448.46 | 125.67 LT | | |
| | 10/14/09 | 396,000 | 64.133 | 25,396.47 | 30,088.08 | 4,691.61 LT | | |
| | 11/1/11 | 104,000 | 73.533 | 7,647.40 | 7,901.92 | 254.52 ST | | |
| Total | | 985,000 | | 69,668.75 | 74,840.30 | 4,917.03 LT 254.52 ST | 1,331.72 | 1.77 |
| <i>Share Price: \$75.980, Next Dividend Payable 03/12</i> | | | | | | | | |
| ISHARES S&P SMALL CAP 600 VAL (IJS) | 2/25/08 | 26,000 | 66.370 | 1,725.62 | 1,813.76 | 88.14 LT | | |
| | 4/22/08 | 136,000 | 65.870 | 8,958.32 | 9,487.36 | 529.04 LT | | |
| | 6/26/08 | 163,000 | 65.140 | 10,617.82 | 11,370.88 | 753.06 LT | | |
| | 10/14/09 | 220,000 | 57.740 | 12,702.80 | 15,347.20 | 2,644.40 LT | | |
| Total | | 545,000 | | 34,004.56 | 38,019.20 | 4,014.64 LT | 502.49 | 1.32 |

CONTINUED

Morgan Stanley Smith Barney



MUTUAL FUNDS

OTHER MUTUAL FUNDS

"Total Purchases vs Market Value" is provided to assist you in comparing your "Total Purchases," excluding reinvested distributions, with the current value of the mutual fund positions in your account

"Cumulative Cash Distributions" when shown, may reflect distributions on shares no longer held in the account. It may not reflect all distributions received in cash, due to but not limited to the following investments made prior to addition of this information on statements, securities transfers, timing of recent distributions, and certain adjustments made in your account

"Net Value Increase/ (Decrease)" reflects the difference between your total purchases, plus the cash distributions shown, and the current value of the fund's shares. This calculation is for informational purposes only and does not reflect your total unrealized gain or loss nor should it be used for tax purposes

| Security Description | Trade Date | Quantity | Unit Cost | Total Cost | Market Value | Unrealized Gain/(Loss) | Estimated Annual Income | Dividend Yield % |
|-------------------------------------|------------|-------------------|-----------|-------------------|-------------------|------------------------|-------------------------|------------------|
| VIRTUS INSIGHT EMERG MKTS I (HIEMX) | 11/1/11 | 8,800,000 | \$8.920 | \$78,496.00 | \$76,560.00 | \$(1,936.00) ST | | |
| | 11/2/11 | 5,500,000 | 9.010 | 49,555.00 | 47,850.00 | (1,705.00) ST | | |
| Purchases | | 14,300,000 | | 128,051.00 | 124,410.00 | (3,641.00) ST | | |
| Short Term Reinvestments | | 155,040 | 1,344.20 | 1,344.20 | 1,348.85 | 4.65 ST | | |
| Total | | 14,455,040 | | 129,395.20 | 125,758.85 | (3,636.35) ST | 1,272.00 | 1.01 |
| Total Purchases vs Market Value | | | | 128,051.00 | 125,758.85 | (2,292.15) | | |
| Net Value Increase/(Decrease) | | | | | | | | |

Share Price: \$8.700. Enrolled In MS Dividend Reinvestment, Capital Gains Reinvest

| MUTUAL FUNDS | Percentage of Assets % | Total Cost | Market Value | Unrealized Gain/(Loss) | Estimated Annual Income | Accrued Interest | Yield % |
|--------------|------------------------|--------------|--------------|------------------------|-------------------------|------------------|---------|
| | 6.9% | \$129,395.20 | \$125,758.85 | \$(3,636.35) ST | \$1,272.00 | \$0.00 | 1.01% |

Transactions in mutual fund positions held directly at the Fund Company are not included in the total above and are not reflected on the Summary Page. For more information about the pricing of Money Market Funds, please see the Disclosures section of the statement.

| TOTAL MARKET VALUE | Percentage of Assets % | Total Cost | Market Value | Unrealized Gain/(Loss) | Estimated Annual Income | Accrued Interest | Yield % |
|--------------------|------------------------|----------------|----------------|------------------------------------|-------------------------|------------------|---------|
| | 100.0% | \$1,798,305.27 | \$1,822,937.95 | \$37,348.18 LT \$(31,819.25) ST | \$41,895.87 | \$0.00 | 2.30% |

TOTAL VALUE (includes accrued interest) \$1,822,937.95

JEROME ROBBINS FOUNDATION INC

Account Number: 852-04257

24-Hour Assistance: (800) MERRILL

YOUR EMA BANK DEPOSIT INTEREST SUMMARY

December 01, 2011 - December 30, 2011

| Money Account Description | Opening Balance | Average Deposit Balance | Current Yield% | Interest on Deposits | Closing Balance |
|--------------------------------------|-----------------|-------------------------|----------------|----------------------|-----------------|
| FIA Card Services, N.A. | 12,249 | 13,530 | .08 | 0.89 | 13,621 |
| TOTAL ML Bank Deposit Program | 12,249 | | | 0.89 | 13,621 |

YOUR EMA ASSETS

| CASH/MONEY ACCOUNTS | Description | Quantity | Total Cost Basis | Estimated Market Price | Estimated Market Value | Estimated Annual Income | Est Annual Yield% |
|-------------------------|-------------|-----------|------------------|------------------------|------------------------|-------------------------|-------------------|
| CASH | | 1.71 | 1.71 | | 1.71 | | |
| ML BANK DEPOSIT PROGRAM | | 13,621.00 | 13,621.00 | 1.0000 | 13,621.00 | 11 | .08 |
| BRANCH BANKING & TRUST | | 291.00 | 291.00 | 1.0000 | 291.00 | | .08 |
| TOTAL | | | 13,913.71 | | 13,913.71 | 11 | .08 |

CDs/EQUIVALENTS

| Description | Acquired | Quantity | Adjusted/Total Cost Basis | Estimated Market Price | Estimated Market Value | Unrealized Gain/(Loss) | Estimated Annual Interest | Estimated Current Annual Income | Estimated Current Yield% |
|--|----------|----------|---------------------------|------------------------|------------------------|------------------------|---------------------------|---------------------------------|--------------------------|
| ORIENTAL BK & TR | 05/16/11 | 15,000 | 15,000.00 | 99.1500 | 14,872.50 | (127.50) | | 338 | 2.26 |
| SAN JUAN PR 02.250% MAY 31 2016 | | | | | | | | | |
| CUSIP: 686184SD5 | | | | | | | | | |
| PAR CALL DATE: 05/31/12 PAR CALL PRICE: 100.00 | | | | | | | | | |
| CD GOLDMAN SACHS BK USA | 04/26/10 | 30,000 | 29,894.40 | 106.0085 | 31,802.55 | 1,908.15 | 519.29 | 1,170 | 3.67 |
| NEW YORK, NY 03.900% JAN 22 2019 | | | | | | | | | |
| CUSIP: 381426ZX6 | | | | | | | | | |
| HSBC BK | 07/21/10 | 95,000 | 95,000.00 | 98.7500 | 93,812.50 | (1,187.50) | 1,147.13 | 2,993 | 3.18 |
| CALLABLE CD FDIC INSD 03.150% AUG 12 2020 | | | | | | | | | |
| CUSIP: 40431GCM9 | | | | | | | | | |
| PAR CALL DATE: 08/12/15 PAR CALL PRICE: 100.00 | | | | | | | | | |
| TOTAL | | 140,000 | 139,894.40 | | 140,487.55 | 593.15 | 1,666.42 | 4,501 | 3.20 |

+



JEROME ROBBINS FOUNDATION INC

Account Number: 852-04257

YOUR EMA ASSETS

December 01, 2011 - December 30, 2011

| Corporate Bonds Description | Acquired | Quantity | Adjusted/Total Cost Basis | Estimated Market Price | Estimated Market Value | Unrealized Gain/(Loss) | Accrued Interest | Estimated Annual Income | Current Yield% |
|--|----------|----------------|---------------------------|------------------------|------------------------|------------------------|------------------|-------------------------|----------------|
| BP CAPITAL MARKETS PLC COMPANY GUARNT GLB 03.125% MAR 10 2012 MOODY'S: A2 S&P: A- CUSIP: 055650BG2 | 07/26/10 | 49,000 | 48,201.30 | 100.4590 | 49,224.91 | 1,023.61 | 467.88 | 1,532 | 3.11 |
| Δ BANK OF AMERICA CORP NOTES GLB 05.650% MAY 01 2018 MOODY'S: BAA1 S&P: A- CUSIP: 06051GD4 ORIGINAL UNIT/TOTAL COST: 104.8720/52,436.00 | 09/16/10 | 50,000 | 52,086.20 | 95.2750 | 47,637.50 | (4,448.70) | 462.99 | 2,825 | 5.93 |
| Δ BAXTER INTL 05.375% JUN 01 2018 MOODY'S: A3 S&P: A+ CUSIP: 071813AY5 ORIGINAL UNIT/TOTAL COST: 107.0610/53,530.50 | 04/06/10 | 50,000 | 52,880.39 | 117.4220 | 58,711.00 | 5,830.61 | 216.49 | 2,688 | 4.57 |
| Δ AT&T INC GLB 05.800% FEB 15 2019 MOODY'S: A2 S&P: A- CUSIP: 00206RAR3 ORIGINAL UNIT/TOTAL COST: 106.7350/53,367.50 | 04/06/10 | 50,000 | 52,816.60 | 118.0030 | 59,001.50 | 6,184.90 | 1,087.50 | 2,900 | 4.91 |
| Δ SWISS RE SOLUTIONS 06.450% MAR 01 2019 MOODY'S: A3 S&P: A CUSIP: 36158FAB6 ORIGINAL UNIT/TOTAL COST: 110.6510/19,917.18 | 10/04/10 | 18,000 | 19,681.59 | 111.9890 | 20,158.02 | 476.43 | 383.77 | 1,161 | 5.75 |
| CISCO SYSTEMS INC 04.450% JAN 15 2020 MOODY'S: A1 S&P: A+ CUSIP: 17275RAH5 | 04/05/10 | 50,000 | 49,383.00 | 113.6940 | 56,847.00 | 7,464.00 | 1,019.79 | 2,225 | 3.91 |
| RENRE NORTH AMERICA HLDG COMPANY GUARNT 05.750% MAR 15 2020 MOODY'S: A3 S&P: A CUSIP: 759891AA2 | 04/23/10 | 50,000 | 49,812.50 | 104.8960 | 52,448.00 | 2,635.50 | 838.54 | 2,875 | 5.48 |
| TOTAL | | 317,000 | 324,861.58 | | 344,027.93 | 19,166.35 | 4,476.96 | 16,206 | 4.71 |

+

005

1569

5 of 9

JEROME ROBBINS FOUNDATION INC

Account Number: 852-04257

24-Hour Assistance: (800) MERRILL

YOUR EMA ASSETS

December 01, 2011 - December 30, 2011

| Preferred Stocks Description | Acquired | Quantity | Adjusted/Total Cost Basis | Estimated Market Price | Estimated Market Value | Unrealized Gain/(Loss) | Estimated Accrued Interest | Estimated Annual Income | Estimated Current Yield% |
|--|----------|----------|---------------------------|------------------------|------------------------|------------------------|----------------------------|-------------------------|--------------------------|
| LLOYDS BANKING GRP PLC PINES SENIOR NOTES 07.750% JUL 15 2050 MOODY'S: A2 S&P. A- CUSIP: 539439802 | 06/30/10 | 2,000 | 50,000.00 | 25.5700 | 51,140.00 | 1,140.00 | | 3,840 | 7.50 |
| TOTAL | | 2,000 | 50,000.00 | | 51,140.00 | A 1,140.00 | | 3,840 | 7.51 |

PLEASE REFER TO NOTES BELOW FOR INFORMATION REGARDING CREDIT RATINGS.

LONG PORTFOLIO

| Adjusted/Total Cost Basis | Estimated Market Value | Unrealized Gain/(Loss) | Estimated Accrued Interest | Estimated Annual Income | Current Yield% |
|---------------------------|------------------------|------------------------|----------------------------|-------------------------|----------------|
| 528,669.69 | 549,569.19 | 20,899.50 | 6,143.38 | 24,558 | 4.47 |
| TOTAL | | | | | |

Notes

Δ Debt Instruments purchased at a premium show amortization
 < Derived from Moody's and/or S & P ratings for other debt
 For Credit Ratings: S&P and Moody's provide credit ratings of
 Moody's and S&P publish and provide third party vendors the higher of the rating on the credit enhancer (guarantor) or the stand alone rating on
 the underlying security.

SUM A - CORPORATE BONDS - \$395,168.00

YOUR EMA TRANSACTIONS

DIVIDENDS/INTEREST INCOME TRANSACTIONS

| Date | Transaction Type | Quantity | Description | Income | Year To Date |
|-------|-------------------|----------|---|----------|--------------|
| 12/01 | ▣ Bond Interest | | BAXTER INTL 05.375% JUN 01 2018 PAY DATE 12/01/2011 CUSIP NUM: 071813AY5 | 1,343.75 | |
| 12/30 | ▣ Bank Interest | | BANK DEPOSIT INTEREST | .89 | |
| 12/30 | ▣ Interest Credit | | BRANCH BANKING & TRUST COMPANY | .02 | |
| | | | FROM 11/30 THRU 12/30 | | |
| | | | Subtotal (Taxable Interest) | 1,344.66 | 20,544.67 |

+

| FORM 990-PF | OTHER INVESTMENTS | STATEMENT | 12 |
|--|-------------------|--------------|-------------------|
| DESCRIPTION | VALUATION METHOD | BOOK VALUE | FAIR MARKET VALUE |
| GNMA PL #572931X | FMV | 9,385. | 4,813. |
| GOLDSTEIN CAPITAL BOND PORTFOLIO OFFSHORE FUND | FMV | 256,445. | 472,992. |
| J. ROBBINS COPYRIGHT INTERESTS | COST | 6,343,802. | 6,343,802. |
| LESS: COPYRIGHT AMORITIZATION - ACCUMULATED | COST | <1,572,636.> | <1,572,636.> |
| LESS: COPYRIGHT AMORITIZATION - CURRENT | COST | <126,876.> | <126,876.> |
| MORGAN STANLEY 4672 - MUTUAL FUND | FMV | 0. | 0. |
| TOTAL TO FORM 990-PF, PART II, LINE 13 | | 4,910,120. | 5,122,095. |

| FORM 990-PF | OTHER ASSETS | STATEMENT | 13 |
|---|----------------------------|------------------------|-------------------|
| DESCRIPTION | BEGINNING OF YR BOOK VALUE | END OF YEAR BOOK VALUE | FAIR MARKET VALUE |
| ADDITIONAL INVESTMENT - DUNE ROAD PERSONAL PROPERTY | 476,919. | 530,764. | 530,764. |
| REAL ESTATE LOCATED AT 139 DUNE ROAD | 10,695. | 10,695. | 10,695. |
| TEVYE COMPANY L.P. | 68,611. | 68,611. | 68,611. |
| ARBUTUS SHOPPING CENTER L.P. | 83,404. | 83,404. | 42,000. |
| "BOTTLE DANCERS" MONUMENT | <52,039.> | <66,816.> | 303,244. |
| OFFICE SECURITY DEPOSIT | 15,838. | 15,838. | 15,838. |
| POWERSHARES DB COMMODITY | 18,016. | 18,152. | 18,152. |
| | 0. | 88,503. | 88,572. |
| TO FORM 990-PF, PART II, LINE 15 | | 621,444. | 749,151. |
| | | 1,077,876. | |

| FORM 990-PF | OTHER LIABILITIES | STATEMENT | 14 |
|--|-------------------|------------|--------|
| DESCRIPTION | BOY AMOUNT | EOY AMOUNT | |
| PAYROLL TAXES | 0. | 42. | |
| REPLACEMENT COST - BOTTLE DANCER | 0. | 7,200. | |
| TOTAL TO FORM 990-PF, PART II, LINE 22 | | 0. | 7,242. |

FORM 990-PF

EXPENDITURE RESPONSIBILITY STATEMENT
PART VII-B, LINE 5C

STATEMENT 15

GRANTEE'S NAME

NEW ZEALAND SCHOOL

GRANTEE'S ADDRESS

GRANT AMOUNT

7,579.

DATE OF GRANT

03/14/11

AMOUNT EXPENDED

7,579.

PURPOSE OF GRANT

SEE ATTACHED

Attachment for IRS Form 990-PF for
The Jerome Robbins Foundation, Inc.
EIN: 13-6021425
Response to Part VII-B-5(c)

The Jerome Robbins Foundation, Inc. claims exemption from the tax because it maintained expenditure responsibility and hereby provides the statement required by Treas. Reg. Section 53.4945-5(d).

1. The grantee is: New Zealand School of Dance;
2. The date of the grant was March 14, 2011 and the amount of the grant was \$7,579.00 in calendar year 2011;
3. The exclusively charitable and educational purposes of the grant are to fund a scholarship in ballet;
4. The amounts expended by the grantee towards accomplishment of those purposes are \$7,579.00 (based on the most recent report received from the grantee);
5. To the best of the knowledge of The Jerome Robbins Foundation, Inc., the grantee has not diverted any portion of the funds (or any income therefrom) from the purpose of the grant;
6. The date of report received from the grantee is December 4th 2011 and
7. The Jerome Robbins Foundation, Inc. has not undertaken an investigation of the grantee's reports because The Jerome Robbins Foundation, Inc. has no reason to believe that those reports are of dubious accuracy or reliability.

STATE OF NEW YORK



County of New York, s:

THE ANNUAL RETURN
OR THE FIDELITY OF
THE FOUNDATION for
the calendar year ended
December 31, 2010 is avail-
able at its principal office
located at 156 WEST 56TH
STREET, ROOM 900, NEW
YORK, N.Y. 10019 for in-
spection during regular
business hours by any citi-
zen who requests it within
180 days hereof. Principal
Manager of the Founda-
tion is ALLEN GREEN-
BERG & DANIEL STERN
165058

Paul Claro, being duly sworn, says that he is the PRINCIPAL CLERK of the Publisher of the **NEW YORK LAW JOURNAL**, a Daily Newspaper; that the Advertisement hereto annexed has been published in the said **NEW YORK LAW JOURNAL** one time on the 24th day of February, 2011.

TO WIT : FEBRUARY 24, 2011

SWORN BEFORE ME, this 24th day
Of February, 2011.



Cynthia Byrd
Notary Public, State of New York
No. 01BY6056945
Qualified in Kings County
Commission Expires April 09, 2011

Application for Extension of Time To File an Exempt Organization Return

OMB No. 1545-1709

▶ **File a separate application for each return.**

- If you are filing for an **Automatic 3-Month Extension**, complete only **Part I** and check this box
- If you are filing for an **Additional (Not Automatic) 3-Month Extension**, complete only **Part II** (on page 2 of this form).

Do not complete Part II unless you have already been granted an automatic 3-month extension on a previously filed Form 8868.

Electronic filing (e-file). You can electronically file Form 8868 if you need a 3-month automatic extension of time to file (6 months for a corporation required to file Form 990-T), or an additional (not automatic) 3-month extension of time. You can electronically file Form 8868 to request an extension of time to file any of the forms listed in Part I or Part II with the exception of Form 8870, Information Return for Transfers Associated With Certain Personal Benefit Contracts, which must be sent to the IRS in paper format (see instructions). For more details on the electronic filing of this form, visit www.irs.gov/efile and click on *e-file for Charities & Nonprofits*.

Part I Automatic 3-Month Extension of Time. Only submit original (no copies needed).

A corporation required to file Form 990-T and requesting an automatic 6-month extension - check this box and complete

Part I only

All other corporations (including 1120-C filers), partnerships, REMICs, and trusts must use Form 7004 to request an extension of time to file income tax returns

| | | |
|--|---|--|
| Type or print | Name of exempt organization or other filer, see instructions. JEROME ROBBINS FOUNDATION | Employer identification number (EIN) or <input checked="" type="checkbox"/> 13-6021425 |
| File by the due date for filing your return See instructions | Number, street, and room or suite no. If a P.O. box, see instructions. 156 WEST 56TH STREET, SUITE 900 | Social security number (SSN) <input type="checkbox"/> |
| | City, town or post office, state, and ZIP code. For a foreign address, see instructions. NEW YORK, NY 10019 | |

Enter the Return code for the return that this application is for (file a separate application for each return)

0 4

| Application Is For | Return Code | Application Is For | Return Code |
|--|-------------|--------------------------|-------------|
| Form 990 | 01 | Form 990-T (corporation) | 07 |
| Form 990-BL | 02 | Form 1041-A | 08 |
| Form 990-EZ | 01 | Form 4720 | 09 |
| Form 990-PF | 04 | Form 5227 | 10 |
| Form 990-T (sec. 401(a) or 408(a) trust) | 05 | Form 6069 | 11 |
| Form 990-T (trust other than above) | 06 | Form 8870 | 12 |

CHRISTOPHER PENNINGTON

- The books are in the care of ▶ **156 WEST 56TH STREET, 9TH FLOOR - NEW YORK, NY 10019**
Telephone No. ▶ **212 367-8956** FAX No. ▶ _____

- If the organization does not have an office or place of business in the United States, check this box
- If this is for a Group Return, enter the organization's four digit Group Exemption Number (GEN) _____. If this is for the whole group, check this box . If it is for part of the group, check this box and attach a list with the names and EINs of all members the extension is for.

1 I request an automatic 3-month (6 months for a corporation required to file Form 990-T) extension of time until **AUGUST 15, 2012**, to file the exempt organization return for the organization named above. The extension is for the organization's return for:
▶ calendar year **2011** or
▶ tax year beginning _____, and ending _____.

2 If the tax year entered in line 1 is for less than 12 months, check reason: Initial return Final return
 Change in accounting period

| | | | |
|--|-----------|----|---------|
| 3a If this application is for Form 990-BL, 990-PF, 990-T, 4720, or 6069, enter the tentative tax, less any nonrefundable credits. See instructions. | 3a | \$ | 16,205. |
| b If this application is for Form 990-PF, 990-T, 4720, or 6069, enter any refundable credits and estimated tax payments made. Include any prior year overpayment allowed as a credit. | 3b | \$ | 25,868. |
| c Balance due. Subtract line 3b from line 3a. Include your payment with this form, if required, by using EFTPS (Electronic Federal Tax Payment System) See instructions. | 3c | \$ | 0. |

Caution. If you are going to make an electronic fund withdrawal with this Form 8868, see Form 8453-EO and Form 8879-EO for payment instructions.

LHA For Privacy Act and Paperwork Reduction Act Notice, see Instructions.

Form 8868 (Rev 1-2012)