



See a Social Security Number? Say Something!
Report Privacy Problems to <https://public.resource.org/privacy>
Or call the IRS Identity Theft Hotline at 1-800-908-4490



Return of Private Foundation
 or Section 4947(a)(1) Nonexempt Charitable Trust
 Treated as a Private Foundation

2011

Note. The foundation may be able to use a copy of this return to satisfy state reporting requirements

For calendar year 2011 or tax year beginning , 2011, and ending , 20

Name of foundation THE MELIK-BASCHKOPF FOUNDATION		A Employer identification number 13-3684990
Number and street (or P O box number if mail is not delivered to street address) C/O EISNERAMPER LLP, 21 MAIN STREET	Room/suite 200	B Telephone number (see instructions) (201) 678-1400
City or town, state, and ZIP code HACKENSACK, NJ 07601-7092		C If exemption application is pending, check here <input type="checkbox"/>
G Check all that apply	Initial return <input type="checkbox"/> Initial return of a former public charity <input type="checkbox"/> Final return <input type="checkbox"/> Amended return <input type="checkbox"/> Address change <input type="checkbox"/> Name change <input type="checkbox"/>	D 1 Foreign organizations, check here <input type="checkbox"/> 2 Foreign organizations meeting the 85% test check here and attach computation <input type="checkbox"/>
H Check type of organization <input checked="" type="checkbox"/> Section 501(c)(3) exempt private foundation <input type="checkbox"/> Section 4947(a)(1) nonexempt charitable trust <input type="checkbox"/> Other taxable private foundation		E If private foundation status was terminated under section 507(b)(1)(A), check here <input type="checkbox"/>
I Fair market value of all assets at end of year (from Part II, col (c), line 16) \$ 2,974,349.	J Accounting method <input checked="" type="checkbox"/> Cash <input type="checkbox"/> Accrual <input type="checkbox"/> Other (specify) _____ (Part I, column (d) must be on cash basis)	F If the foundation is in a 60-month termination under section 507(b)(1)(B), check here <input type="checkbox"/>

Part I Analysis of Revenue and Expenses (The total of amounts in columns (b), (c), and (d) may not necessarily equal the amounts in column (a) (see instructions))		(a) Revenue and expenses per books	(b) Net investment income	(c) Adjusted net income	(d) Disbursements for charitable purposes (cash basis only)
1 Contributions, gifts, grants etc., received (attach schedule)					
2 Check <input checked="" type="checkbox"/> if the foundation is not required to attach Sch B					
3 Interest on savings and temporary cash investments					
4 Dividends and interest from securities		80,061.	80,061.		ATCH 1
5a Gross rents					
b Net rental income or (loss)					
6a Net gain or (loss) from sale of assets not on line 10		26,644.			
b Gross sales price for all assets on line 6a 803,804.					
7 Capital gain net income (from Part IV, line 2)			26,644.		
8 Net short-term capital gain					
9 Income modifications					
10 a Gross sales less returns and allowances					
b Less Cost of goods sold					
c Gross profit or (loss) (attach schedule)					
11 Other income (attach schedule)					
12 Total Add lines 1 through 11		106,705.	106,705.		
13 Compensation of officers, directors, trustees, etc.		0			
14 Other employee salaries and wages					
15 Pension plans, employee benefits					
16 a Legal fees (attach schedule)					
b Accounting fees (attach schedule)		10,000.	10,000.		
c Other professional fees (attach schedule) *		23,104.	23,104.		
17 Interest					
18 Taxes (attach schedule) (see instructions) **		648.	648.		
19 Depreciation (attach schedule) and depletion					
20 Occupancy					
21 Travel, conferences, and meetings					
22 Printing and publications					
23 Other expenses (attach schedule) ATCH 4		250.	250.		
24 Total operating and administrative expenses. Add lines 13 through 23		34,002.	34,002.		
25 Contributions, gifts, grants paid		204,604.			204,604.
26 Total expenses and disbursements Add lines 24 and 25		238,606.	34,002.	0	204,604.
27 Subtract line 26 from line 12					
a Excess of revenue over expenses and disbursements		-131,901.			
b Net investment income (if negative, enter -0-)			72,703.		
c Adjusted net income (if negative, enter -0-)					

RECEIVED
 MAY 07 2012
CONFIDENTIAL

SCANNED MAY 14 2012

17

Part II Balance Sheets		Attached schedules and amounts in the description column should be for end-of-year amounts only (See instructions)		Beginning of year	End of year	
		(a) Book Value	(b) Book Value	(c) Fair Market Value		
Assets	1	Cash - non-interest-bearing	4,801.			
	2	Savings and temporary cash investments	403,748.	220,190.	220,190.	
	3	Accounts receivable				
		Less allowance for doubtful accounts				
	4	Pledges receivable				
		Less allowance for doubtful accounts				
	5	Grants receivable				
	6	Receivables due from officers, directors, trustees, and other disqualified persons (attach schedule) (see instructions)				
	7	Other notes and loans receivable (attach schedule)				
		Less allowance for doubtful accounts				
	8	Inventories for sale or use				
	9	Prepaid expenses and deferred charges				
	10	a Investments - U.S. and state government obligations (attach schedule)				
		b Investments - corporate stock (attach schedule) Exhibit B	1,509,944.	1,548,017.	1,657,686.	
		c Investments - corporate bonds (attach schedule)				
	11	Investments - land, buildings, and equipment basis				
	Less accumulated depreciation (attach schedule)					
12	Investments - mortgage loans					
13	Investments - other (attach schedule) Exhibit B	1,040,123.	1,058,508.	1,096,473.		
14	Land, buildings, and equipment basis					
	Less accumulated depreciation (attach schedule)					
15	Other assets (describe)					
16	Total assets (to be completed by all filers - see the instructions. Also, see page 1, item I)	2,958,616.	2,826,715.	2,974,349.		
Liabilities	17	Accounts payable and accrued expenses				
	18	Grants payable				
	19	Deferred revenue				
	20	Loans from officers, directors, trustees, and other disqualified persons				
	21	Mortgages and other notes payable (attach schedule)				
	22	Other liabilities (describe)				
23	Total liabilities (add lines 17 through 22)	0	0			
Net Assets or Fund Balances	Foundations that follow SFAS 117, check here <input type="checkbox"/>		and complete lines 24 through 26 and lines 30 and 31.			
	24	Unrestricted				
	25	Temporarily restricted				
	26	Permanently restricted				
	Foundations that do not follow SFAS 117, check here and complete lines 27 through 31. <input checked="" type="checkbox"/>					
	27	Capital stock, trust principal, or current funds				
	28	Paid-in or capital surplus, or land, bldg, and equipment fund				
	29	Retained earnings, accumulated income, endowment, or other funds	2,958,616.	2,826,715.		
30	Total net assets or fund balances (see instructions)	2,958,616.	2,826,715.			
31	Total liabilities and net assets/fund balances (see instructions)	2,958,616.	2,826,715.			

Part III Analysis of Changes in Net Assets or Fund Balances

1	Total net assets or fund balances at beginning of year - Part II, column (a), line 30 (must agree with end-of-year figure reported on prior year's return)	1	2,958,616.
2	Enter amount from Part I, line 27a	2	-131,901.
3	Other increases not included in line 2 (itemize)	3	
4	Add lines 1, 2, and 3	4	2,826,715.
5	Decreases not included in line 2 (itemize)	5	
6	Total net assets or fund balances at end of year (line 4 minus line 5) - Part II, column (b), line 30	6	2,826,715.

Part IV Capital Gains and Losses for Tax on Investment Income

(a) List and describe the kind(s) of property sold (e.g., real estate, 2-story brick warehouse, or common stock, 200 shs. MLC Co.)				(b) How acquired P-Purchase D-Donation	(c) Date acquired (mo., day, yr.)	(d) Date sold (mo., day, yr.)
1a SEE PART IV SCHEDULE						
b						
c						
d						
e						
(e) Gross sales price	(f) Depreciation allowed (or allowable)	(g) Cost or other basis plus expense of sale	(h) Gain or (loss) (e) plus (f) minus (g)			
a						
b						
c						
d						
e						
Complete only for assets showing gain in column (h) and owned by the foundation on 12/31/69						
(i) FMV as of 12/31/69	(j) Adjusted basis as of 12/31/69	(k) Excess of col. (i) over col. (j), if any	(l) Gains (Col. (h) gain minus col. (k), but not less than -0-) or Losses (from col. (h))			
a						
b						
c						
d						
e						
2 Capital gain net income or (net capital loss)			2	26,644.		
3 Net short-term capital gain or (loss) as defined in sections 1222(5) and (6) If gain, also enter in Part I, line 8, column (c) (see instructions) If (loss), enter -0- in Part I, line 8				3	0	

Part V Qualification Under Section 4940(e) for Reduced Tax on Net Investment Income

(For optional use by domestic private foundations subject to the section 4940(a) tax on net investment income)

If section 4940(d)(2) applies, leave this part blank

Was the foundation liable for the section 4942 tax on the distributable amount of any year in the base period? Yes No
If "Yes," the foundation does not qualify under section 4940(e). Do not complete this part.

1 Enter the appropriate amount in each column for each year, see the instructions before making any entries

(a) Base period years Calendar year (or tax year beginning in)	(b) Adjusted qualifying distributions	(c) Net value of noncharitable-use assets	(d) Distribution ratio (col. (b) divided by col. (c))	
2010	300,381.	3,002,024.	0.100059	
2009	349,544.	3,010,338.	0.116115	
2008	149,443.	3,786,170.	0.039471	
2007	5,000	2,342,481.	0.002134	
2006	192.	52,876.	0.003631	
2 Total of line 1, column (d)			2	0.261410
3 Average distribution ratio for the 5-year base period - divide the total on line 2 by 5, or by the number of years the foundation has been in existence if less than 5 years			3	0.052282
4 Enter the net value of noncharitable-use assets for 2011 from Part X, line 5			4	3,013,712.
5 Multiply line 4 by line 3			5	157,563.
6 Enter 1% of net investment income (1% of Part I, line 27b)			6	727.
7 Add lines 5 and 6			7	158,290.
8 Enter qualifying distributions from Part XII, line 4 If line 8 is equal to or greater than line 7, check the box in Part VI, line 1b, and complete that part using a 1% tax rate. See the Part VI instructions			8	204,604.

Part VI Excise Tax Based on Investment Income (Section 4940(a), 4940(b), 4940(e), or 4948 - see instructions)

Table with 11 rows for excise tax calculations. Line 1: 727. Line 2: Tax under section 511. Line 3: Add lines 1 and 2. Line 4: Subtitle A (income) tax. Line 5: Tax based on investment income. Line 6: Credits/Payments. Line 7: Total credits and payments. Line 8: Enter any penalty. Line 9: Tax due. Line 10: Overpayment. Line 11: Enter the amount of line 10 to be credited to 2012 estimated tax.

Part VII-A Statements Regarding Activities

Table with 10 rows for activity statements. Columns: Question, Yes, No. Row 1a: Did the foundation attempt to influence any national, state, or local legislation? Row 1b: Did it spend more than \$100 during the year for political purposes? Row 1c: Did the foundation file Form 1120-POL for this year? Row 2: Has the foundation engaged in any activities that have not previously been reported to the IRS? Row 3: Has the foundation made any changes, not previously reported to the IRS, in its governing instrument? Row 4a: Did the foundation have unrelated business gross income of \$1,000 or more during the year? Row 4b: If "Yes," has it filed a tax return on Form 990-T for this year? Row 5: Was there a liquidation, termination, dissolution, or substantial contraction during the year? Row 6: Are the requirements of section 508(e) satisfied either? Row 7: Did the foundation have at least \$5,000 in assets at any time during the year? Row 8a: Enter the states to which the foundation reports or with which it is registered. Row 8b: If the answer is "Yes" to line 7, has the foundation furnished a copy of Form 990-PF to the Attorney General? Row 9: Is the foundation claiming status as a private operating foundation? Row 10: Did any persons become substantial contributors during the tax year?

Part VII-A Statements Regarding Activities (continued)

11 At any time during the year, did the foundation, directly or indirectly, own a controlled entity within the meaning of section 512(b)(13)? If "Yes," attach schedule (see instructions)
12 Did the foundation make a distribution to a donor advised fund over which the foundation or a disqualified person had advisory privileges? If "Yes," attach statement (see instructions)
13 Did the foundation comply with the public inspection requirements for its annual returns and exemption application?
Website address N/A
14 The books are in care of EISNERAMPER, LLP Telephone no 201-678-1400
Located at 21 MAIN ST., STE 200 HACKENSACK, NJ ZIP + 4 07601-7092
15 Section 4947(a)(1) nonexempt charitable trusts filing Form 990-PF in lieu of Form 1041 - Check here
16 At any time during calendar year 2011, did the foundation have an interest in or a signature or other authority over a bank, securities, or other financial account in a foreign country?

Part VII-B Statements Regarding Activities for Which Form 4720 May Be Required

File Form 4720 if any item is checked in the "Yes" column, unless an exception applies.

1.a During the year did the foundation (either directly or indirectly)
(1) Engage in the sale or exchange, or leasing of property with a disqualified person?
(2) Borrow money from, lend money to, or otherwise extend credit to (or accept it from) a disqualified person?
(3) Furnish goods, services, or facilities to (or accept them from) a disqualified person?
(4) Pay compensation to, or pay or reimburse the expenses of, a disqualified person?
(5) Transfer any income or assets to a disqualified person (or make any of either available for the benefit or use of a disqualified person)?
(6) Agree to pay money or property to a government official? (Exception. Check "No" if the foundation agreed to make a grant to or to employ the official for a period after termination of government service, if terminating within 90 days).
b If any answer is "Yes" to 1a(1)-(6), did any of the acts fail to qualify under the exceptions described in Regulations section 53.4941(d)-3 or in a current notice regarding disaster assistance (see instructions)?
c Did the foundation engage in a prior year in any of the acts described in 1a, other than excepted acts, that were not corrected before the first day of the tax year beginning in 2011?
2 Taxes on failure to distribute income (section 4942) (does not apply for years the foundation was a private operating foundation defined in section 4942(j)(3) or 4942(j)(5))
a At the end of tax year 2011, did the foundation have any undistributed income (lines 6d and 6e, Part XIII) for tax year(s) beginning before 2011?
b Are there any years listed in 2a for which the foundation is not applying the provisions of section 4942(a)(2) (relating to incorrect valuation of assets) to the year's undistributed income?
c If the provisions of section 4942(a)(2) are being applied to any of the years listed in 2a, list the years here
3 a Did the foundation hold more than a 2% direct or indirect interest in any business enterprise at any time during the year?
b If "Yes," did it have excess business holdings in 2011 as a result of (1) any purchase by the foundation or disqualified persons after May 26, 1969, (2) the lapse of the 5-year period (or longer period approved by the Commissioner under section 4943(c)(7)) to dispose of holdings acquired by gift or bequest, or (3) the lapse of the 10-, 15-, or 20-year first phase holding period?
4 a Did the foundation invest during the year any amount in a manner that would jeopardize its charitable purposes?
b Did the foundation make any investment in a prior year (but after December 31, 1969) that could jeopardize its charitable purpose that had not been removed from jeopardy before the first day of the tax year beginning in 2011?

Part VII-B Statements Regarding Activities for Which Form 4720 May Be Required (continued)

5a During the year did the foundation pay or incur any amount to

(1) Carry on propaganda, or otherwise attempt to influence legislation (section 4945(e))? Yes No

(2) Influence the outcome of any specific public election (see section 4955), or to carry on, directly or indirectly, any voter registration drive? Yes No

(3) Provide a grant to an individual for travel, study, or other similar purposes? Yes No

(4) Provide a grant to an organization other than a charitable, etc., organization described in section 509(a)(1), (2), or (3), or section 4940(d)(2)? (see instructions) Yes No

(5) Provide for any purpose other than religious, charitable, scientific, literary, or educational purposes, or for the prevention of cruelty to children or animals? Yes No

b If any answer is "Yes" to 5a(1)-(5), did any of the transactions fail to qualify under the exceptions described in Regulations section 53.4945 or in a current notice regarding disaster assistance (see instructions)? Yes No

Organizations relying on a current notice regarding disaster assistance check here

c If the answer is "Yes" to question 5a(4), does the foundation claim exemption from the tax because it maintained expenditure responsibility for the grant? Yes No

If "Yes," attach the statement required by Regulations section 53.4945-5(d)

6a Did the foundation, during the year, receive any funds, directly or indirectly, to pay premiums on a personal benefit contract? Yes No

b Did the foundation, during the year, pay premiums, directly or indirectly, on a personal benefit contract? Yes No

If "Yes" to 6b, file Form 8870

7a At any time during the tax year, was the foundation a party to a prohibited tax shelter transaction? Yes No

b If "Yes," did the foundation receive any proceeds or have any net income attributable to the transaction? Yes No

Part VIII Information About Officers, Directors, Trustees, Foundation Managers, Highly Paid Employees, and Contractors

1 List all officers, directors, trustees, foundation managers and their compensation (see instructions).

(a) Name and address	(b) Title, and average hours per week devoted to position	(c) Compensation (if not paid, enter -0-)	(d) Contributions to employee benefit plans and deferred compensation	(e) Expense account, other allowances
ATTACHMENT 5		0	0	0

2 Compensation of five highest-paid employees (other than those included on line 1 - see instructions). If none, enter "NONE."

(a) Name and address of each employee paid more than \$50,000	(b) Title, and average hours per week devoted to position	(c) Compensation	(d) Contributions to employee benefit plans and deferred compensation	(e) Expense account, other allowances
NONE				

Total number of other employees paid over \$50,000

Part VIII Information About Officers, Directors, Trustees, Foundation Managers, Highly Paid Employees, and Contractors (continued)

3 Five highest-paid independent contractors for professional services (see instructions). If none, enter "NONE."

(a) Name and address of each person paid more than \$50,000	(b) Type of service	(c) Compensation
NONE		
Total number of others receiving over \$50,000 for professional services		

Part IX-A Summary of Direct Charitable Activities

List the foundation's four largest direct charitable activities during the tax year. Include relevant statistical information such as the number of organizations and other beneficiaries served, conferences convened, research papers produced, etc.

1	Expenses
N/A	

Part IX-B Summary of Program-Related Investments (see instructions)

Describe the two largest program-related investments made by the foundation during the tax year on lines 1 and 2

1	Amount
NONE	
All other program-related investments. See instructions.	
3 NONE	
Total. Add lines 1 through 3	

Part X Minimum Investment Return (All domestic foundations must complete this part. Foreign foundations, see instructions)

1	Fair market value of assets not used (or held for use) directly in carrying out charitable, etc., purposes		
a	Average monthly fair market value of securities	1a	2,814,048.
b	Average of monthly cash balances	1b	245,558.
c	Fair market value of all other assets (see instructions)	1c	
d	Total (add lines 1a, b, and c)	1d	3,059,606.
e	Reduction claimed for blockage or other factors reported on lines 1a and 1c (attach detailed explanation)	1e	
2	Acquisition indebtedness applicable to line 1 assets	2	
3	Subtract line 2 from line 1d	3	3,059,606.
4	Cash deemed held for charitable activities Enter 1 1/2 % of line 3 (for greater amount, see instructions)	4	45,894.
5	Net value of noncharitable-use assets. Subtract line 4 from line 3 Enter here and on Part V, line 4	5	3,013,712.
6	Minimum investment return. Enter 5% of line 5	6	150,686.

Part XI Distributable Amount (see instructions) (Section 4942(j)(3) and (j)(5) private operating foundations and certain foreign organizations check here - and do not complete this part.)

1	Minimum investment return from Part X, line 6	1	150,686.
2a	Tax on investment income for 2011 from Part VI, line 5	2a	727.
b	Income tax for 2011 (This does not include the tax from Part VI)	2b	
c	Add lines 2a and 2b	2c	727.
3	Distributable amount before adjustments Subtract line 2c from line 1	3	149,959.
4	Recoveries of amounts treated as qualifying distributions	4	
5	Add lines 3 and 4	5	149,959.
6	Deduction from distributable amount (see instructions)	6	
7	Distributable amount as adjusted Subtract line 6 from line 5 Enter here and on Part XIII, line 1	7	149,959.

Part XII Qualifying Distributions(see instructions)

1	Amounts paid (including administrative expenses) to accomplish charitable, etc., purposes		
a	Expenses, contributions, gifts, etc. - total from Part I, column (d), line 26	1a	204,604.
b	Program-related investments - total from Part IX-B	1b	
2	Amounts paid to acquire assets used (or held for use) directly in carrying out charitable, etc., purposes	2	
3	Amounts set aside for specific charitable projects that satisfy the		
a	Suitability test (prior IRS approval required)	3a	
b	Cash distribution test (attach the required schedule)	3b	
4	Qualifying distributions Add lines 1a through 3b Enter here and on Part V, line 8, and Part XIII, line 4	4	204,604.
5	Foundations that qualify under section 4940(e) for the reduced rate of tax on net investment income Enter 1% of Part I, line 27b (see instructions)	5	727.
6	Adjusted qualifying distributions Subtract line 5 from line 4	6	203,877.

Note. The amount on line 6 will be used in Part V, column (b), in subsequent years when calculating whether the foundation qualifies for the section 4940(e) reduction of tax in those years

Part XIII Undistributed Income (see instructions)

	(a) Corpus	(b) Years prior to 2010	(c) 2010	(d) 2011
1 Distributable amount for 2011 from Part XI, line 7				149,959.
2 Undistributed income, if any, as of the end of 2011				
a Enter amount for 2010 only				
b Total for prior years 20 09, 20 08, 20 07				
3 Excess distributions carryover, if any, to 2011				
a From 2006				
b From 2007				
c From 2008				
d From 2009			50,637.	
e From 2010			151,310.	
f Total of lines 3a through e	201,947.			
4 Qualifying distributions for 2011 from Part XII, line 4				204,604.
a Applied to 2010, but not more than line 2a				
b Applied to undistributed income of prior years (Election required - see instructions)				
c Treated as distributions out of corpus (Election required - see instructions)				
d Applied to 2011 distributable amount				149,959.
e Remaining amount distributed out of corpus	54,645.			
5 Excess distributions carryover applied to 2011 (If an amount appears in column (d), the same amount must be shown in column (a))				
6 Enter the net total of each column as indicated below:	256,592.			
a Corpus Add lines 3f, 4c, and 4e Subtract line 5				
b Prior years' undistributed income Subtract line 4b from line 2b				
c Enter the amount of prior years' undistributed income for which a notice of deficiency has been issued, or on which the section 4942(a) tax has been previously assessed.				
d Subtract line 6c from line 6b Taxable amount - see instructions				
e Undistributed income for 2010 Subtract line 4a from line 2a Taxable amount - see instructions				
f Undistributed income for 2011 Subtract lines 4d and 5 from line 1 This amount must be distributed in 2012				
7 Amounts treated as distributions out of corpus to satisfy requirements imposed by section 170(b)(1)(F) or 4942(g)(3) (see instructions)				
8 Excess distributions carryover from 2006 not applied on line 5 or line 7 (see instructions)				
9 Excess distributions carryover to 2012. Subtract lines 7 and 8 from line 6a	256,592.			
10 Analysis of line 9				
a Excess from 2007				
b Excess from 2008				
c Excess from 2009			50,637.	
d Excess from 2010			151,310.	
e Excess from 2011			54,645.	

Part XIV Private Operating Foundations (see instructions and Part VII-A, question 9)

NOT APPLICABLE

1 a If the foundation has received a ruling or determination letter that it is a private operating foundation, and the ruling is effective for 2011, enter the date of the ruling

b Check box to indicate whether the foundation is a private operating foundation described in section 4942(j)(3) or 4942(j)(5)

Table with 5 columns: (a) 2011, (b) 2010, (c) 2009, (d) 2008, (e) Total. Rows include: 2 a Adjusted net income, b 85% of line 2a, c Qualifying distributions from Part XII, d Amounts included in line 2c not used directly for active conduct of exempt activities, e Qualifying distributions made directly for active conduct of exempt activities, 3 Complete 3a, b or c for the alternative test relied upon, a "Assets" alternative test, b "Endowment" alternative test, c "Support" alternative test.

Part XV Supplementary Information (Complete this part only if the foundation had \$5,000 or more in assets at any time during the year - see instructions.)

1 Information Regarding Foundation Managers:

a List any managers of the foundation who have contributed more than 2% of the total contributions received by the foundation before the close of any tax year (but only if they have contributed more than \$5,000) (See section 507(d)(2))

NONE

b List any managers of the foundation who own 10% or more of the stock of a corporation (or an equally large portion of the ownership of a partnership or other entity) of which the foundation has a 10% or greater interest

NONE

2 Information Regarding Contribution, Grant, Gift, Loan, Scholarship, etc., Programs.

Check here [] if the foundation only makes contributions to preselected charitable organizations and does not accept unsolicited requests for funds. If the foundation makes gifts, grants, etc (see instructions) to individuals or organizations under other conditions, complete items 2a, b, c, and d

a The name, address, and telephone number of the person to whom applications should be addressed

ATTACHMENT 6

b The form in which applications should be submitted and information and materials they should include

ATTACHMENT 7

c Any submission deadlines

APPLICATIONS AND REQUESTS ARE ACCEPTED AND REVIEWED AT ANY TIME.

d Any restrictions or limitations on awards, such as by geographical areas, charitable fields, kinds of institutions, or other factors

NO RESTRICTIONS.

Part XV Supplementary Information (continued)

3 Grants and Contributions Paid During the Year or Approved for Future Payment

Recipient	If recipient is an individual show any relationship to any foundation manager or substantial contributor	Foundation status of recipient	Purpose of grant or contribution	Amount
Name and address (home or business)				
<p>a <i>Paid during the year</i></p> <p>ATTACHMENT 8</p>				
Total				▶ 3a 204,604.
<p>b <i>Approved for future payment</i></p>				
Total				▶ 3b

**FORM 990-PF - PART IV
CAPITAL GAINS AND LOSSES FOR TAX ON INVESTMENT INCOME**

Kind of Property		Description				P or D	Date acquired	Date sold
Gross sale price less expenses of sale	Depreciation allowed/ allowable	Cost or other basis	FMV as of 12/31/69	Adj basis as of 12/31/69	Excess of FMV over adj basis		Gain or (loss)	
335,216.		SEE ATTACHED EXHIBIT A PROPERTY TYPE: SECURITIES 338,288.				P	VAR	VAR
							-3,072.	
436,725.		SEE ATTACHED EXHIBIT A PROPERTY TYPE: SECURITIES 407,009.				P	VAR	VAR
							29,716.	
32,109.		FNMA- RETURN OF CAPITAL PROPERTY TYPE: SECURITIES 32,109.				P	VAR	VAR
TOTAL GAIN (LOSS)							<u>26,644.</u>	

ATTACHMENT 1

FORM 990PF, PART I - DIVIDENDS AND INTEREST FROM SECURITIES

<u>DESCRIPTION</u>	<u>REVENUE AND EXPENSES PER BOOKS</u>	<u>NET INVESTMENT INCOME</u>
UBS INTEREST AND DIVIDENDS	80,021.	80,021.
VNB INTEREST	5.	5.
MISCELLANEOUS INTEREST	35.	35.
TOTAL	<u>80,061.</u>	<u>80,061.</u>

ATTACHMENT 2

FORM 990PF, PART I - OTHER PROFESSIONAL FEES

<u>DESCRIPTION</u>	<u>REVENUE AND EXPENSES PER BOOKS</u>	<u>NET INVESTMENT INCOME</u>
INVESTMENT MANAGEMENT FEES	23,104.	23,104.
TOTALS	<u>23,104.</u>	<u>23,104.</u>

ATTACHMENT 3

THE MELIK-BASCHKOPF FOUNDATION

FORM 990PF, PART I - TAXES

<u>DESCRIPTION</u>	<u>REVENUE AND EXPENSES PER BOOKS</u>	<u>NET INVESTMENT INCOME</u>
FOREIGN TAXES PAID	648.	648.
TOTALS	<u>648.</u>	<u>648.</u>

ATTACHMENT 4

FORM 990PF, PART I - OTHER EXPENSES

<u>DESCRIPTION</u>	<u>REVENUE AND EXPENSES PER BOOKS</u>	<u>NET INVESTMENT INCOME</u>
FILING FEES	250.	250.
TOTALS	<u>250.</u>	<u>250.</u>

THE MELIK-BASCHKOPF FOUNDATION

13-3684990

FORM 990PF, PART VIII - LIST OF OFFICERS, DIRECTORS, AND TRUSTEES

ATTACHMENT 5

<u>NAME AND ADDRESS</u>	<u>TITLE AND AVERAGE HOURS PER WEEK DEVOTED TO POSITION</u>	<u>COMPENSATION</u>	<u>CONTRIBUTIONS TO EMPLOYEE BENEFIT PLANS</u>	<u>EXPENSE ACCT AND OTHER ALLOWANCES</u>
MILTON E. KAHN 481 IVY AVE. HAWORTH, NJ 07641	TRUSTEE 1.00	0	0	0
EDWARD H. DIETRICH 168 COMPO ROAD SOUTH WESTPORT, CT 06880	TRUSTEE	0	0	0
ANDREA REIFF 200 CONGRESS STREET #6D BROOKLYN, NY 11201	TRUSTEE	0	0	0
<u>GRAND TOTALS</u>		<u>0</u>	<u>0</u>	<u>0</u>

ATTACHMENT 6

FORM 990PF, PART XV - NAME, ADDRESS AND PHONE FOR APPLICATIONS

MILTON KAHN, C/O EISNERAMPER LLP
21 MAIN ST, STE 200
HACKENSACK, NJ 07601
201-678-1400

ATTACHMENT 7

990PF, PART XV - FORM AND CONTENTS OF SUBMITTED APPLICATIONS

NO PARTICULAR FORM OF APPLICATION; THE REQUESTS SHOULD INCLUDE THE NAME OF THE ORGANIZATION, PURPOSE AND USE OF REQUESTED FUNDS.

THE MELLY-BASCHKOPF FOUNDATION

13-3684990

FORM 990-BE, PART VII - GRANTS AND CONTRIBUTIONS PAID DURING THE YEAR

ATTACHMENT B

RELATIONSHIP TO SUBSTANTIAL CONTRIBUTOR
AND
FOUNDATION STATUS OF RECIPIENT

RECIPIENT NAME AND ADDRESS	PURPOSE OF GRANT OR CONTRIBUTION	AMOUNT
ALPINE LEARNING GROUP, INC 77 PARAMUS ROAD PARAMUS, NJ 07652	ADULTS WITH AUTISM PROGRAM	199,104.
AVON FOUNDATION FOR WOMEN 110 WALL STREET, 3RD FLOOR NEW YORK, NY 10005	BREAST CANCER RESEARCH	4,000
MADISON SQUARE BOYS & GIRLS CLUB 317 MADISON AVENUE, SUITE 1110 NEW YORK, NY 10017	AFTER SCHOOL PROGRAMS FOR AT-RISK YOUTH	1,500

TOTAL CONTRIBUTIONS PAID

204,604

**SCHEDULE D
(Form 1041)**

Department of the Treasury
Internal Revenue Service

Capital Gains and Losses

▶ Attach to Form 1041, Form 5227, or Form 990-T. See the Instructions for
Schedule D (Form 1041) (also for Form 5227 or Form 990-T, if applicable).

OMB No 1545-0092

2011

Name of estate or trust

THE MELIK-BASCHKOPF FOUNDATION

Employer identification number

13-3684990

Note: Form 5227 filers need to complete only Parts I and II

Part I Short-Term Capital Gains and Losses - Assets Held One Year or Less

(a) Description of property (Example 100 shares 7% preferred of "Z" Co)	(b) Date acquired (mo., day, yr.)	(c) Date sold (mo., day, yr.)	(d) Sales price	(e) Cost or other basis (see instructions)	(f) Gain or (loss) for the entire year Subtract (e) from (d)
1a					

b Enter the short-term gain or (loss), if any, from Schedule D-1, line 1b	1b	-3,072.
2 Short-term capital gain or (loss) from Forms 4684, 6252, 6781, and 8824	2	
3 Net short-term gain or (loss) from partnerships, S corporations, and other estates or trusts	3	
4 Short-term capital loss carryover Enter the amount, if any, from line 9 of the 2010 Capital Loss Carryover Worksheet	4	()
5 Net short-term gain or (loss). Combine lines 1a through 4 in column (f) Enter here and on line 13, column (3) on the back	5	-3,072.

Part II Long-Term Capital Gains and Losses - Assets Held More Than One Year

(a) Description of property (Example 100 shares 7% preferred of "Z" Co)	(b) Date acquired (mo., day, yr.)	(c) Date sold (mo., day, yr.)	(d) Sales price	(e) Cost or other basis (see instructions)	(f) Gain or (loss) for the entire year Subtract (e) from (d)
6a					

b Enter the long-term gain or (loss), if any, from Schedule D-1, line 6b	6b	29,716.
7 Long-term capital gain or (loss) from Forms 2439, 4684, 6252, 6781, and 8824	7	
8 Net long-term gain or (loss) from partnerships, S corporations, and other estates or trusts	8	
9 Capital gain distributions	9	
10 Gain from Form 4797, Part I	10	
11 Long-term capital loss carryover Enter the amount, if any, from line 14 of the 2010 Capital Loss Carryover Worksheet	11	()
12 Net long-term gain or (loss). Combine lines 6a through 11 in column (f) Enter here and on line 14a, column (3) on the back	12	29,716

For Paperwork Reduction Act Notice, see the Instructions for Form 1041.

Schedule D (Form 1041) 2011

Part III Summary of Parts I and II		(1) Beneficiaries' (see instr)	(2) Estate's or trust's	(3) Total
Caution: Read the instructions before completing this part				
13	Net short-term gain or (loss)	13		-3,072.
14	Net long-term gain or (loss):			
a	Total for year	14a		29,716.
b	Unrecaptured section 1250 gain (see line 18 of the wrksht)	14b		
c	28% rate gain	14c		
15	Total net gain or (loss). Combine lines 13 and 14a	15		26,644.

Note: If line 15, column (3), is a net gain, enter the gain on Form 1041, line 4 (or Form 990-T, Part I, line 4a) If lines 14a and 15, column (2), are net gains, go to Part V, and do not complete Part IV. If line 15, column (3), is a net loss, complete Part IV and the Capital Loss Carryover Worksheet, as necessary.

Part IV Capital Loss Limitation

16	Enter here and enter as a (loss) on Form 1041, line 4 (or Form 990-T, Part I, line 4c, if a trust), the smaller of	16	()
a	The loss on line 15, column (3) or b \$3,000		

Note: If the loss on line 15, column (3), is more than \$3,000, or if Form 1041, page 1, line 22 (or Form 990-T, line 34), is a loss, complete the Capital Loss Carryover Worksheet in the instructions to figure your capital loss carryover.

Part V Tax Computation Using Maximum Capital Gains Rates

Form 1041 filers. Complete this part only if both lines 14a and 15 in column (2) are gains, or an amount is entered in Part I or Part II and there is an entry on Form 1041, line 2b(2), and Form 1041, line 22, is more than zero.

Caution: Skip this part and complete the Schedule D Tax Worksheet in the instructions if

- Either line 14b, col (2) or line 14c, col (2) is more than zero, or
- Both Form 1041, line 2b(1), and Form 4952, line 4g are more than zero

Form 990-T trusts. Complete this part only if both lines 14a and 15 are gains, or qualified dividends are included in income in Part I of Form 990-T, and Form 990-T, line 34, is more than zero. Skip this part and complete the Schedule D Tax Worksheet in the instructions if either line 14b, col (2) or line 14c, col (2) is more than zero.

17	Enter taxable income from Form 1041, line 22 (or Form 990-T, line 34)	17	
18	Enter the smaller of line 14a or 15 in column (2) but not less than zero	18	
19	Enter the estate's or trust's qualified dividends from Form 1041, line 2b(2) (or enter the qualified dividends included in income in Part I of Form 990-T)	19	
20	Add lines 18 and 19	20	
21	If the estate or trust is filing Form 4952, enter the amount from line 4g, otherwise, enter -0-	21	
22	Subtract line 21 from line 20. If zero or less, enter -0-	22	
23	Subtract line 22 from line 17. If zero or less, enter -0-	23	
24	Enter the smaller of the amount on line 17 or \$2,300	24	
25	Is the amount on line 23 equal to or more than the amount on line 24? <input type="checkbox"/> Yes. Skip lines 25 and 26, go to line 27 and check the "No" box <input type="checkbox"/> No. Enter the amount from line 23	25	
26	Subtract line 25 from line 24	26	
27	Are the amounts on lines 22 and 26 the same? <input type="checkbox"/> Yes. Skip lines 27 thru 30, go to line 31 <input type="checkbox"/> No. Enter the smaller of line 17 or line 22	27	
28	Enter the amount from line 26 (if line 26 is blank, enter -0-)	28	
29	Subtract line 28 from line 27	29	
30	Multiply line 29 by 15% (15)	30	
31	Figure the tax on the amount on line 23. Use the 2011 Tax Rate Schedule for Estates and Trusts (see the Schedule G instructions in the instructions for Form 1041)	31	
32	Add lines 30 and 31	32	
33	Figure the tax on the amount on line 17. Use the 2011 Tax Rate Schedule for Estates and Trusts (see the Schedule G instructions in the instructions for Form 1041)	33	
34	Tax on all taxable income. Enter the smaller of line 32 or line 33 here and on Form 1041, Schedule G, line 1a (or Form 990-T, line 36)	34	

2011 Year End Summary

UBS Financial Services Inc
 1285 Ave Of Americas
 15th, 16th, 17th, 18th & 20th Fls
 New York NY 10019

CPZ6001219453 1211 X24 JG 0



Account name: THE MELIK-BASCHKOPF FOUNDATION

Summary of gains and losses

	Amount (\$)
Short term	-3,072.26
Long term	29,716.56
Total	\$26,644.30

Realized gains and losses

Short-term capital gains and losses

Security description	Method	Quantity or face value	Purchase date	Sale date	Sale amount (\$)	Cost basis (\$)	Wash sale cost basis adjustment (\$)	Loss (\$)	Gain (\$)
ABBOTT LABS	FIFO	17,000	Jun 22, 10	Jun 21, 11	888.59	824.70			63.89

continued next page



Member SIPC

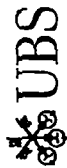


Account number: JG 41211 7F

Realized gains and losses (continued)
Short-term capital gains and losses (continued)

Security description	Method	Quantity or face value	Purchase date	Sale date	Sale amount (\$)	Cost basis (\$)	Wash sale cost basis adjustment (\$)	Loss (\$)	Gain (\$)
ACE LTD CHF	FIFO	18 000	Apr 29, 11	Nov 08, 11	1,291 47	1,212 95			78 52
	FIFO	6 000	May 10, 11	Nov 08, 11	430 49	410 48			20 01
ALLIANZ SE ADR	FIFO	49 000	May 13, 10	Mar 11, 11	675 41	536 62			138 79
ALPHA NATURAL RESOURCES INC	FIFO	32 000	Apr 29, 11	Aug 10, 11	928 96	1,860 49		-931 53	
AMER ELECTRIC POWER CO	FIFO	17 000	Oct 25, 11	Nov 08, 11	661 80	659 93			1 87
AMERIPRISE FINANCIAL INC	FIFO	22 000	Feb 07, 11	Aug 25, 11	930 48	1,290 21		-359 73	
	FIFO	25 000	Aug 10, 11	Aug 25, 11	1,057 36	1,047 06			10 30
AMGEN INC	FIFO	9 000	Feb 16, 11	Nov 08, 11	520 31	473 83			46 48
ANADARKO PETROLEUM CORP	FIFO	30 000	Oct 25, 11	Nov 08, 11	2,481 25	2,338 43			142 82
AON CORP	FIFO	25 000	Oct 25, 11	Nov 08, 11	1,188 72	1,230 78		-42 06	
AVALONBAY COMMUNITIES INC SBI	FIFO	5 000	Aug 25, 11	Nov 08, 11	637 84	646 70		-8 86	
BARCLAYS PLC ADR	FIFO	31 000	Sep 23, 10	May 06, 11	566 88	593 75		-26 87	
	FIFO	47 000	Sep 23, 10	Jun 03, 11	821 21	900 20		-78 99	
	FIFO	2 000	Nov 02, 10	Jun 03, 11	34 94	35 32		-0 38	
BASF SE SPON ADR	FIFO	3 000	Mar 28, 11	Aug 19, 11	207 01	207 01	-43 73		
	FIFO	12 000	Mar 28, 11	Aug 23, 11	833 13	1,002 94		-169 81	
	FIFO	5 000	Apr 07, 11	Sep 06, 11	309 58	453 56		-143 98	
	FIFO	24 000	Apr 07, 11	Sep 13, 11	1,463 26	2,177 11		-713 85	
	FIFO	1 000	Apr 07, 11	Sep 13, 11	60 97	90 75		-29 78	
BORG WARNER INC	FIFO	14 000	Feb 17, 10	Feb 15, 11	1,110 47	524 15			586 32
	FIFO	2 000	Apr 23, 10	Apr 15, 11	143 79	81 87			61 92
BOSTON PROPERTIES INC	FIFO	9 000	Aug 25, 11	Nov 08, 11	881 08	903 51		-22 43	
BRITISH AMER TOBACCO PLC	FIFO	2 000	Mar 21, 11	Oct 27, 11	187 07	154 23			32 84
GB SPON ADR	FIFO	116 000	Oct 01, 10	Apr 29, 11	4,027 93	4,093 50		-65 57	
BROADCOM CORP CL A	FIFO	6 000	Oct 25, 11	Nov 08, 11	203 60	211 44		-7 84	
CARNIVAL CORP NEW (PAIRED STOCK)	FIFO								

continued next page



Strategic Wealth Portfolio

Account name: THE MELIK-BASCHKOPF FOUNDATION

Account number: JG 41211 7F

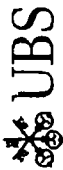
Realized gains and losses (continued)

Short-term capital gains and losses (continued)

Security description	Method	Quantity or face value	Purchase date	Sale date	Sale amount (\$)	Cost basis (\$)	Wash sale cost basis adjustment(\$)	Loss (\$)	Gain (\$)
CHORUS LTD UNSPONSORED									
ADR	Adjustment	0 200	Nov 08, 11	Nov 30, 11	2 54	2 52			0 02
	FIFO	7 600	Nov 08, 11	Dec 07, 11	87 94	95 84		-7 90	
	FIFO	16 400	Nov 10, 11	Dec 07, 11	189 78	204 94		-15 16	
CITIGROUP INC	FIFO	32 000	Dec 21, 10	Aug 10, 11	940 70	1,570.16		-629.46	
	FIFO	19 000	Feb 08, 11	Aug 10, 11	558 55	963 78		-405 23	
	FIFO	15 000	Feb 16, 11	Aug 10, 11	440 95	759 39		-318.44	
	Adjustment	0 700	Feb 28, 11	May 09, 11	31 19	28.41			2.78
	FIFO	17 000	Feb 28, 11	Aug 10, 11	499 75	689 93		-190.18	
	FIFO	36 000	May 12, 11	Aug 10, 11	1,058 29	1,512 91		-454 62	
	FIFO	80 000	Oct 25, 11	Nov 08, 11	2,459 21	2,471 90		-12.69	
CITRIX SYSTEMS INC	FIFO	70 000	Sep 13, 10	Jun 20, 11	5,161 46	4,581 20			580 26
CLARCOR INC	FIFO	1 000	Aug 12, 11	Nov 08, 11	48.30	42.80			5 50
	FIFO	5 000	Aug 15, 11	Nov 08, 11	241.49	219 35			22 14
	FIFO	3 000	Aug 18, 11	Nov 08, 11	144 90	124 16			20 74
COMCAST CORP NEW CLA	FIFO	26 000	Apr 29, 11	Oct 25, 11	631 05	680 37		-49.32	
	FIFO	48 000	Apr 29, 11	Nov 08, 11	1,070 48	1,256 06		-185 58	
CONOCOPHILLIPS	FIFO	15 000	Apr 22, 10	Apr 08, 11	1,213 35	850 53			362.82
CONSTELLATION BRANDS INC									
CLA	FIFO	7 000	Oct 25, 10	Jun 28, 11	145.56	137 37			8.19
	FIFO	29 000	Oct 25, 10	Jun 29, 11	606 49	569 12			37.37
	FIFO	16 000	Dec 02, 10	Jun 29, 11	334 61	338 95		-4 34	
CREDIT SUISSE GROUP SPON									
ADR	FIFO	6 000	Apr 06, 11	Aug 18, 11	163 06	264 41		-101.35	
	FIFO	27 000	Apr 06, 11	Oct 03, 11	682 93	1,189 82		-506 89	
CVS CAREMARK CORP	FIFO	21 000	Oct 25, 11	Nov 08, 11	805 80	751 25			54.55
DAIMLER AG ORD EUR	FIFO	9 000	Feb 18, 11	Nov 23, 11	351 81	648.35		-296 54	
	FIFO	5 000	Nov 14, 11	Nov 23, 11	195 45	227 80		-32 35	

continued next page





Account number: JG 41211 7F

Realized gains and losses (continued)

Short-term capital gains and losses (continued)

Security description	Method	Quantity or face value	Purchase date	Sale date	Sale amount (\$)	Cost basis (\$)	Wash sale cost basis adjustment (\$)	Loss (\$)	Gain (\$)
DEUTSCHE TELEKOM AG DE SPON ADR	FIFO	21,000	May 16, 11	Nov 07, 11	257.13	313.75		-56.62	
	FIFO	22,000	May 16, 11	Nov 25, 11	257.24	328.70		-71.46	
DR PEPPER SNAPPLE GROUP INC	FIFO	122,000	Mar 10, 10	Jan 07, 11	4,352.76	4,095.99			256.77
ENEL SPA ADR	FIFO	128,000	Jan 20, 11	Aug 17, 11	643.67	697.94		-54.27	
	FIFO	158,000	Jan 20, 11	Sep 14, 11	644.30	861.53		-217.23	
	FIFO	158,000	Feb 08, 11	Sep 14, 11	644.29	917.66		-273.37	
	FIFO	56,000	Feb 18, 11	Sep 14, 11	228.36	329.13		-100.77	
FIFTH THIRD BANCORP	FIFO	15,000	Feb 16, 11	Nov 08, 11	183.94	230.67		-46.73	
FRANKLIN RESOURCES INC	FIFO	20,000	Aug 25, 11	Nov 08, 11	2,140.15	2,311.62		-171.47	
GENTEX CORP	FIFO	22,000	Apr 26, 11	Nov 08, 11	643.63	661.78		-18.15	
	FIFO	9,000	Apr 27, 11	Nov 08, 11	263.30	273.61		-10.31	
	FIFO	12,000	Apr 28, 11	Nov 08, 11	351.07	370.45		-19.38	
GOODRICH CORP	FIFO	59,000	Jul 28, 11	Dec 01, 11	7,235.96	5,625.43			1,610.53
GREENHILL & CO INC	FIFO	10,000	Mar 15, 11	Jul 21, 11	478.31	619.76		-141.45	
HALBURTON CO (HOLDING COMPANY)	FIFO	31,000	Jan 26, 11	Nov 08, 11	1,182.40	1,349.83		-167.43	
	FIFO	12,000	Apr 07, 11	Nov 08, 11	457.70	578.82		-121.12	
HSBC HOLDINGS PLC NEW GB SPON ADR	FIFO	14,000	Mar 16, 11	Sep 13, 11	555.93	700.03		-144.10	
HUMANA INC	FIFO	24,000	Mar 16, 11	Nov 08, 11	2,089.48	1,524.34			545.14
HUNT J B TRANS SVCS INC	FIFO	5,000	Dec 02, 10	Nov 08, 11	209.14	192.65			16.49
HUNTINGTON INGALLS INDS INC	Adjustment	0.833	Jan 26, 11	Mar 31, 11	33.20	33.29		-0.09	
	FIFO	2,000	Jan 26, 11	Apr 07, 11	77.82	79.91		-2.09	
ILLINOIS TOOL WORKS INC	FIFO	21,000	Jan 26, 11	Aug 25, 11	923.19	1,166.20		-243.01	
	FIFO	16,000	Feb 28, 11	Aug 25, 11	703.39	864.92		-161.53	
	FIFO	20,000	Mar 16, 11	Aug 25, 11	879.23	1,070.64		-191.41	
JPMORGAN CHASE & CO	FIFO	6,000	Aug 18, 10	Aug 15, 11	220.31	226.53		-6.22	
KELLOGG CO	FIFO	7,000	Jun 14, 10	Feb 07, 11	373.71	382.77		-9.06	

continued next page



Strategic Wealth Portfolio

Account name: THE MELUK-BASCHKOPF FOUNDATION

Account number: JG 41211 7F

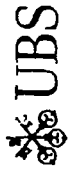
Realized gains and losses (continued)
Short-term capital gains and losses (continued)

Security description	Method	Quantity or face value	Purchase date	Sale date	Sale amount (\$)	Cost basis (\$)	Wash sale cost basis adjustment (\$)	Loss (\$)	Gain (\$)
KEYCORP NEW	FIFO	116 000	Feb 02, 11	Nov 08, 11	858 79	1,082 48		-223 69	
	FIFO	40 000	Feb 16, 11	Nov 08, 11	296 13	382 34		-86 21	
KIMBERLY CLARK CORP	FIFO	11 000	Jun 01, 10	Feb 28, 11	722 57	680 15			42 42
	FIFO	8 000	Jun 22, 10	Feb 28, 11	525 51	503 94			21 57
	FIFO	7 000	Aug 19, 10	Feb 28, 11	459 82	453 92			5 90
	FIFO	21 000	Mar 16, 11	Nov 08, 11	1,153 08	1,115 04		-0 61	38 04
KONINKLIJKE PHILIPS ELN V NEW 2000 SPON ADR	FIFO	12 000	Apr 07, 11	Nov 08, 11	658 91	659 52			
	FIFO	2 000	Apr 28, 10	Apr 20, 11	59 16	57 36		-1 99	1 80
LINCOLN NATL CORP IND	FIFO	1 000	May 04, 11	May 19, 11	28 25	30 24			
	FIFO	18 000	Feb 16, 11	Sep 13, 11	324 39	580 49		-256 10	
	FIFO	15 000	May 10, 11	Nov 08, 11	401 73	384 88			16 85
NATIONAL GRID PLC NEW SPON ADR	FIFO	4 000	May 14, 10	Jan 19, 11	171 71	180 65		-8 94	
	FIFO	4 000	May 14, 10	Jan 20, 11	172 72	180 65		-7 93	
	FIFO	32 000	Jul 09, 10	Jan 20, 11	1,381 80	1,200 34			181 46
NOKIA CORP SPONS ADR FINLAND ADR	FIFO	146 000	Sep 10, 10	Jan 19, 11	1,500 34	1,469 01			31 33
	FIFO	64 000	Sep 21, 10	Jan 19, 11	657 68	630 67			27 01
NORTHROP GRUMMAN CORP	FIFO	17 000	Jan 26, 11	Aug 25, 11	870 08	1,057 13		-187 05	
	FIFO	13 000	Jun 02, 11	Oct 12, 11	755 29	821 62		-66 33	
NOVARTIS AG SPON ADR	FIFO	8 000	Jun 02, 11	Oct 14, 11	466 98	505 61		-38 63	
	FIFO	7 000	Jun 02, 11	Oct 25, 11	395 38	442 41		-47 03	
ORACLE CORP	FIFO	22 000	Jun 02, 11	Nov 25, 11	1,139 05	1,390 43		-251 38	
	FIFO	22 000	Aug 19, 11	Nov 25, 11	1,139 05	1,206 72		-67 67	
OMNICOM GROUP INC	FIFO	5 000	Aug 23, 11	Nov 25, 11	258 87	286 21		-27 34	
	FIFO	117 000	Oct 19, 10	Sep 16, 11	4,630 98	4,823 44		-192 46	
PALL CORP	FIFO	45 000	Mar 28, 11	Nov 08, 11	1,492 75	1,465 05			27 70
	FIFO	40 000	Jun 21, 11	Nov 08, 11	1,326 88	1,304 42			22 46
		5 000	Aug 19, 11	Nov 08, 11	256 89	221 67			35 22

continued next page



L



Account number: JG 41211 7F

Realized gains and losses (continued)

Short-term capital gains and losses (continued)

Security description	Method	Quantity or face value	Purchase date	Sale date	Sale amount (\$)	Cost basis (\$)	Wash sale cost basis adjustment (\$)	Loss (\$)	Gain (\$)
PARKER HANNIFIN CORP	FIFO	19,000	Aug 03, 10	Jan 26, 11	1,676.40	1,223.76			452.64
PEPSICO INC	FIFO	8,000	Apr 07, 11	Nov 08, 11	504.15	525.77		-21.62	
PNC FINANCIAL SERVICES GROUP	FIFO	23,000	Aug 10, 11	Nov 08, 11	1,231.05	1,066.14			164.91
PPG INDUSTRIES INC	FIFO	14,000	Aug 10, 11	Nov 08, 11	1,229.31	1,046.38			182.93
PPL CORP	FIFO	42,000	Aug 10, 11	Nov 08, 11	1,252.51	1,093.08			159.43
	FIFO	21,000	Aug 25, 11	Nov 08, 11	626.25	584.88			41.37
	FIFO	26,000	Sep 13, 11	Nov 08, 11	775.36	725.99			49.37
PUBLIC SERVICE ENTERPRISE GROUP INC	FIFO	30,000	Jul 22, 10	Feb 16, 11	962.86	1,005.28		-42.42	
	FIFO	34,000	Aug 25, 11	Nov 08, 11	1,150.99	1,132.09			18.90
RESEARCH IN MOTION LTD CAD	FIFO	26,000	Jan 04, 11	Apr 07, 11	1,438.61	1,529.82		-91.21	
REYNOLDS AMERN INC (HOLDING CO)	FIFO	45,000	Nov 30, 10	Nov 08, 11	1,730.22	1,406.14			324.08
	FIFO	20,000	Feb 28, 11	Nov 08, 11	768.98	687.05			81.93
ROGERS COMMUNICATIONS INC NON VTG SHS CL B CAD	FIFO	20,000	Feb 26, 10	Feb 16, 11	716.59	661.89			54.70
SIMON PTY GROUP INC SBI	FIFO	16,000	Feb 16, 11	Nov 08, 11	2,049.88	1,724.61			325.27
SOCIETE GENERALE FRANCE SPONS ADR ADR	FIFO	42,000	Jul 27, 10	Apr 20, 11	528.45	487.04			41.41
	FIFO	11,000	Jul 27, 10	Apr 21, 11	140.05	127.56			12.49
	FIFO	42,000	Jul 27, 10	May 12, 11	498.94	487.04			11.90
	FIFO	83,000	Aug 05, 10	May 12, 11	986.00	1,008.92		-22.92	
	FIFO	9,000	Jan 26, 11	May 12, 11	106.92	113.32		-6.40	
	FIFO	37,000	Jan 27, 11	May 12, 11	439.54	477.64		-38.10	
STERICYCLE INC	FIFO	8,000	Mar 02, 10	Feb 04, 11	667.44	446.41			221.03
	FIFO	16,000	Mar 03, 10	Feb 04, 11	1,334.88	894.83			440.05
SUN HUNG KAI PROPS LTD SPON ADR	FIFO	97,000	Jun 03, 10	May 09, 11	1,494.38	1,304.65			189.73
	FIFO	26,000	Jun 30, 10	May 09, 11	400.55	359.95			40.60
SUNTRUST BANKS INC	FIFO	60,000	Apr 29, 11	Aug 25, 11	1,121.89	1,689.77		-567.88	

continued next page



Strategic Wealth Portfolio

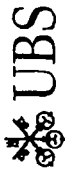
Account name: THE MELIK-BASCHKOPF FOUNDATION

Account number: JG 41211 7F

Realized gains and losses (continued)
Short-term capital gains and losses (continued)

Security description	Method	Quantity or face value	Purchase date	Sale date	Sale amount (\$)	Cost basis (\$)	Wash sale cost basis adjustment (\$)	Loss (\$)	Gain (\$)
TARGET CORP	FIFO	19,000	Feb 28, 11	Nov 08, 11	997.67	994.75			2.92
TELEFONICA S A SPON ADR	FIFO	54,000	May 18, 10	Mar 11, 11	1,342.26	1,036.51			305.75
	FIFO	15,000	May 18, 10	Mar 16, 11	354.72	287.92			66.80
	FIFO	14,000	May 20, 10	Mar 16, 11	331.08	266.66			64.42
	FIFO	33,000	May 20, 10	Apr 15, 11	844.67	628.54			216.13
	FIFO	25,000	May 20, 10	May 06, 11	621.00	476.17			144.83
	FIFO	54,000	Jun 04, 10	May 16, 11	1,290.04	1,002.07			287.97
	FIFO	15,000	Jul 06, 10	May 16, 11	358.35	295.66			62.69
TIME WARNER CABLE INC	FIFO	18,000	Feb 16, 11	Nov 08, 11	1,106.26	1,300.43		-194.17	
	FIFO	7,000	May 10, 11	Nov 08, 11	430.21	549.89		-119.68	
TIME WARNER INC NEW	FIFO	59,000	Oct 25, 11	Nov 08, 11	2,055.69	2,013.20			42.49
TOYOTA MOTOR CORP NEW	FIFO	3,000	Feb 10, 11	Aug 22, 11	210.78	210.78	-55.88		
JAPAN SPON ADR	FIFO	3,000	Feb 11, 11	Aug 22, 11	210.77	210.77	-58.53		
	FIFO	2,000	Feb 14, 11	Aug 22, 11	140.52	185.70		-45.18	
	FIFO	16,000	Feb 14, 11	Oct 07, 11	1,065.26	1,485.56		-420.30	
	FIFO	13,000	May 12, 11	Oct 07, 11	865.53	1,079.05		-213.52	
	FIFO	3,000	Aug 12, 11	Oct 07, 11	199.73	279.53	55.88	-79.80	
	FIFO	3,000	Aug 12, 11	Oct 07, 11	199.74	282.18	58.53	-82.44	
TULLOW OIL PLC ADR	FIFO	47,000	Jul 12, 10	Feb 18, 11	518.84	404.10			114.74
	FIFO	2,000	Jan 18, 11	Oct 21, 11	22.55	22.05			0.50
	FIFO	7,000	Jan 18, 11	Oct 24, 11	79.09	77.20			1.89
TYCO INTL LTD CHF	FIFO	32,000	Aug 25, 11	Nov 08, 11	1,472.61	1,283.64			188.97
ULTA SALON COSMETICS & FRAGRANCE INC	FIFO	20,000	Aug 20, 10	Apr 20, 11	1,047.58	466.28			581.30
	FIFO	10,000	Aug 20, 10	Aug 10, 11	544.14	233.14			311.00
	FIFO	2,000	Aug 27, 10	Aug 10, 11	108.83	47.29			61.54
	FIFO	13,000	Aug 30, 10	Aug 10, 11	707.39	303.40			403.99
	FIFO	10,000	Aug 30, 10	Aug 12, 11	588.32	233.39			354.93

continued next page

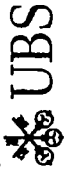


Account number: JG 41211 7F

Realized gains and losses (continued)
Short-term capital gains and losses (continued)

Table with columns: Security description, Method, Quantity or face value, Purchase date, Sale date, Sale amount (\$), Cost basis (\$), Wash sale cost basis adjustment (\$), Loss (\$), Gain (\$). Rows include securities like UNITED STATES TREAS BILL, UNITED STATES TREATY GROUP INC, US BANCORP DEL (NEW), US TSY INFL PROT NOTE, DTD 10/31/09 FC 04/30/10, US TSY NOTE 02.375 %, DTD 07/31/10 FC 01/31/11, US TSY NOTE 02.500 %, DTD 06/30/10 FC 12/31/10, VERISK ANALYTICS INC, WALT DISNEY CO (HOLDING CO) DISNEY.COM.

continued next page



Strategic Wealth Portfolio

Account name: THE MELUK-BASCHKOPF FOUNDATION

Account number: JG 41211 7F

Realized gains and losses (continued)

Short-term capital gains and losses (continued)

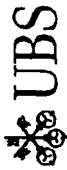
Security description	Method	Quantity or face value	Purchase date	Sale date	Sale amount (\$)	Cost basis (\$)	Wash sale cost basis adjustment (\$)	Loss (\$)	Gain (\$)
WRIGHT EXPRESS CORP	FIFO	6 000	AUG 01, 11	Nov 08, 11	297 95	295 95			2 00
Total					\$335,215.26	\$338,287.52		-\$14,721.03	\$11,648.77
Net short-term capital gains and losses									-\$3,072.26

Long-term capital gains and losses

Security description	Method	Quantity or face value	Purchase date	Sale date	Sale amount (\$)	Cost basis (\$)	Wash sale cost basis adjustment (\$)	Loss (\$)	Gain (\$)
AARONS INC CL A	FIFO	24 000	Dec 16, 09	Aug 17, 11	583 96	453 90			130 06
	FIFO	9 000	Dec 16, 09	Nov 08, 11	229 13	170 21			58 92
ABBOTT LABS	FIFO	15 000	Dec 16, 09	Feb 07, 11	682 79	807 75		-124 96	
	FIFO	7 000	Dec 16, 09	Feb 16, 11	323 56	376 95		-53 39	
	FIFO	35 000	Dec 16, 09	Jun 21, 11	1,829 45	1,884 75		-55 30	
ACCENTURE PLC IRELAND CL A	FIFO	12 000	Dec 16, 09	Aug 10, 11	633 40	497 76			135 64
	FIFO	32 000	Dec 16, 09	Nov 08, 11	1,854 68	1,327 36			527 32
	FIFO	58 000	Dec 16, 09	Nov 08, 11	3,355 27	2,405 84			949 43
AFFILIATED MANAGERS GROUP	FIFO	12 000	Dec 16, 09	Jan 20, 11	1,199 30	788 64			410 66
	FIFO	8 000	Dec 16, 09	Apr 20, 11	826 58	525 76			300 82
	FIFO	5 000	Dec 16, 09	Nov 08, 11	464 04	328 60			135 44
AIR PROD & CHEMICAL INC	FIFO	21 000	Dec 16, 09	Jun 21, 11	1,941 96	1,735 02			206 94
ALLIANZ SE ADR	Adjustment	51 000	May 13, 10	Oct 17, 11	549 99	549 99	-8 53		
AMER ELECTRIC POWER CO	FIFO	22 000	Dec 16, 09	Mar 16, 11	758 27	773 03		-14 76	
	FIFO	65 000	Dec 16, 09	Nov 08, 11	2,530 39	2,283 94			246 45
AMER EXPRESS CO	FIFO	49 000	Dec 16, 09	Nov 08, 11	2,487 85	2,025 54			462 31
AMETEK INC (NEW)	FIFO	11 000	Dec 16, 09	Nov 08, 11	446 37	280 65			165 72
AMGEN INC	FIFO	32 000	Dec 16, 09	Nov 08, 11	1,849 97	1,764 06			85 91
	FIFO	7 000	Jun 14, 10	Nov 08, 11	404 69	380 89			23 80
	FIFO	11 000	Jun 22, 10	Nov 08, 11	635 92	627 48			8 44
ANSYS INC	FIFO	16 000	Dec 16, 09	Nov 08, 11	949 59	662 67			286 92



continued next page



Account number: JG 412117F

Realized gains and losses (continued)
Long-term capital gains and losses (continued)

Security description	Method	Quantity or face value	Purchase date	Sale date	Sale amount (\$)	Cost basis (\$)	Wash sale cost basis adjustment (\$)	Loss (\$)	Gain (\$)
APACHE CORP	FIFO	7 000	Dec 16, 09	Jan 26, 11	854.38	710.16			144.22
	FIFO	18 000	Dec 16, 09	Oct 25, 11	1,707.95	1,826.12		-118.17	
	FIFO	17 000	Dec 16, 09	Nov 08, 11	1,737.53	1,724.67			12.86
	FIFO	7 000	Jun 14, 10	Nov 08, 11	715.46	670.17			45.29
APERAM NY REGISTRY SHARES	Adjustment	0 750	Dec 16, 09	Feb 01, 11	30.60	34.03		-3.43	
	Adjustment	2 000	Dec 16, 09	Feb 03, 11	76.91	90.75		-13.84	
APPLE INC	FIFO	9 000	Dec 16, 09	May 11, 11	3,130.49	1,763.55			1,366.94
	FIFO	4 000	Dec 16, 09	Sep 26, 11	1,599.08	783.80			815.28
	FIFO	13 000	Dec 16, 09	Nov 08, 11	5,249.68	2,547.35			2,702.33
APTARGROUP INC	FIFO	12 000	Dec 16, 09	Nov 08, 11	576.94	439.92			137.02
ARCELORMITTAL SA NY REG	FIFO	55 000	Dec 16, 09	Mar 21, 11	1,949.22	2,267.17		-317.95	
AT&T INC	FIFO	6 000	Dec 16, 09	Nov 08, 11	175.33	165.04			10.29
AYALONBAY COMMUNITIES INC SBI	FIFO	7 000	Dec 16, 09	Feb 08, 11	802.07	555.87			246.20
	FIFO	6 000	Dec 16, 09	Jun 21, 11	789.43	476.46			312.97
	FIFO	14 000	Dec 16, 09	Nov 08, 11	1,785.94	1,111.74			674.20
BANCO BILBAO VIZCAYA ARGENTARIA S A SPON ADR	FIFO	48 000	Dec 16, 09	Aug 22, 11	410.62	870.63		-460.01	
BANK OF AMER CORP	FIFO	69 000	Dec 16, 09	May 10, 11	849.44	1,054.91		-205.47	
	FIFO	256 000	Dec 16, 09	Aug 25, 11	1,974.41	3,913.86		-1,939.45	
BEST BUY CO INC	FIFO	45 000	Dec 16, 09	Mar 28, 11	1,324.46	1,861.09		-536.63	
BIO RAD LABORATORIES INC CL A	FIFO	5 000	Dec 16, 09	Nov 08, 11	504.29	487.65			16.64
BLACKBAUD INC	FIFO	23 000	Dec 16, 09	Nov 08, 11	666.68	514.61			152.07
BNP PARIBAS SA ADR	FIFO	31 000	Dec 16, 09	Jan 11, 11	962.46	1,266.35		-303.89	
	FIFO	8 000	Dec 16, 09	Apr 06, 11	306.19	326.80		-20.61	
	FIFO	22 000	Dec 16, 09	Oct 18, 11	445.75	898.70		-452.95	
	FIFO	1 000	Dec 16, 09	Oct 26, 11	20.62	40.85		-20.23	
	FIFO	29 000	Jun 04, 10	Oct 26, 11	597.83	754.82		-156.99	

continued next page



Strategic Wealth Portfolio

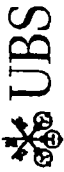
Account name: THE MEUK-BASCHKOPF FOUNDATION
Account number: JG 41211 7F

Realized gains and losses (continued)
Long-term capital gains and losses (continued)

Security description	Method	Quantity or face value	Purchase date	Sale date	Sale amount (\$)	Cost basis (\$)	Wash sale cost basis adjustment (\$)	Loss (\$)	Gain (\$)
BOEING COMPANY	FIFO	24,000	Jan 19, 10	Nov 08, 11	1,575.56	1,456.82			118.74
BORG WARNER INC	FIFO	12,000	Feb 17, 10	Apr 15, 11	862.74	449.27			413.47
	FIFO	2,000	Apr 23, 10	Jul 19, 11	152.46	81.87			70.59
	FIFO	5,000	Apr 23, 10	Jul 20, 11	379.15	204.66			174.49
	FIFO	12,000	Apr 23, 10	Aug 10, 11	794.18	491.19			302.99
	FIFO	11,000	May 25, 10	Aug 10, 11	727.99	378.99			349.00
BOSTON PROPERTIES INC	FIFO	16,000	Dec 16, 09	Nov 08, 11	1,566.37	1,103.15			463.22
BP PLC SPON ADR	FIFO	1,000	Dec 16, 09	Mar 29, 11	44.96	57.39		-12.43	
	FIFO	16,000	Dec 16, 09	Aug 31, 11	630.77	918.25		-287.48	
BT GROUP PLC SPON ADR	FIFO	27,000	Dec 16, 09	Jan 19, 11	773.26	629.64			143.62
	FIFO	21,000	Dec 16, 09	Dec 02, 11	605.60	489.72			115.88
CARUSLE COS INC	FIFO	23,000	Dec 16, 09	Nov 08, 11	989.44	782.69			206.75
CARNIVAL CORP NEW (PAIRED STOCK)	FIFO	57,000	Dec 16, 09	Nov 08, 11	1,934.16	1,927.17			6.99
CATERPILLAR INC	FIFO	19,000	Dec 16, 09	Mar 16, 11	1,922.85	1,105.17			817.68
CDN NATL RAILWAY CO CAD	FIFO	24,000	Dec 16, 09	Nov 08, 11	1,888.28	1,304.81			583.47
CELGENE CORP	FIFO	98,000	Dec 16, 09	Feb 11, 11	5,072.12	5,194.39		-122.27	
CENTRICA PLC NEW 2004 SPON ADR	FIFO	29,000	Dec 16, 09	Aug 12, 11	567.86	512.72			55.14
CHURCH & DWIGHT CO INC	FIFO	20,000	Dec 16, 09	Sep 27, 11	907.40	595.10			312.30
CISCO SYSTEMS INC	FIFO	61,000	Dec 16, 09	Mar 28, 11	1,056.01	1,428.01		-372.00	
CME GROUP INC	FIFO	16,000	Apr 09, 10	Nov 10, 11	4,198.74	5,008.07		-809.33	
CONDOPHILLIPS	FIFO	14,000	Apr 22, 10	Oct 25, 11	990.87	793.83			197.04
	FIFO	27,000	Apr 22, 10	Nov 08, 11	1,929.65	1,530.97			398.68
CONSTELLATION BRANDS INC	FIFO	50,000	Dec 16, 09	Jun 23, 11	1,048.62	760.00			288.62
CLA	FIFO	15,000	Dec 16, 09	Jun 28, 11	311.90	228.00			83.90
	FIFO	16,000	Jan 15, 10	Jun 28, 11	332.70	262.80			69.90
	FIFO	17,000	May 13, 10	Jun 28, 11	353.49	311.24			42.25
COPART INC	FIFO	9,000	Dec 16, 09	Nov 08, 11	394.55	325.62			68.93



continued next page

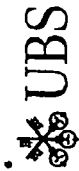


Account number: JG 41211 7F

Realized gains and losses (continued)
Long-term capital gains and losses (continued)

Security description	Method	Quantity or face value	Purchase date	Sale date	Sale amount (\$)	Cost basis (\$)	Wash sale cost basis adjustment(\$)	Less (\$)	Gain (\$)
COSTCO WHOLESALE CORP	FIFO	88 000	Dec 16, 09	Feb 01, 11	6,343 21	5,226 32			1,116 89
COMIDEN PLC	FIFO	24 000	Dec 16, 09	Nov 08, 11	1,109 02	1,121 52		-12 50	76 37
	FIFO	25 000	Jun 22, 10	Nov 08, 11	1,155 22	1,078 85			223 94
CVS CAREMARK CORP	FIFO	35 000	Jun 14, 10	Nov 08, 11	1,343 00	1,119 06			106 63
	FIFO	16 000	Jun 22, 10	Nov 08, 11	613 94	507 31			186 89
	FIFO	24 000	Oct 28, 10	Nov 08, 11	920 92	734 03			89 02
DAIMLER AG ORD EUR	FIFO	7 000	Feb 24, 10	Oct 27, 11	383 27	294 25			37 99
	FIFO	7 000	Feb 24, 10	Nov 07, 11	332 23	294 24			
	FIFO	5 000	Feb 24, 10	Nov 23, 11	195 45	210 18		-14 73	
	FIFO	14 000	May 20, 10	Nov 23, 11	547 25	659 22		-111 97	
DENTSPLY INTL INC	FIFO	20 000	Dec 16, 09	Nov 08, 11	729 79	710 97			18 82
EQUIFAX INC	FIFO	28 000	Mar 02, 10	Nov 08, 11	1,007 42	917 87			89 55
EXPERIAN PLC SPON ADR	FIFO	7 000	Feb 01, 10	Jun 22, 11	85 69	65 77			19 92
	FIFO	32 000	Feb 02, 10	Jun 22, 11	391 71	310 50			81 21
	FIFO	15 000	Feb 02, 10	Dec 06, 11	195 81	145 54			50 27
EXXON MOBIL CORP	FIFO	11 000	Dec 16, 09	Jun 21, 11	891 68	753 69			137 99
FACTSET RESH SYSTEMS INC	FIFO	6 000	Dec 16, 09	Nov 08, 11	593 50	408 18			185 32
FAIR ISAAC CORP	FIFO	30 000	Dec 16, 09	Nov 08, 11	1,031 68	601 08			430 60
FASTENAL CO	FIFO	66 000	Apr 22, 10	Nov 08, 11	2,626 34	1,826 52			799 82
FIFTH THIRD BANCORP	FIFO	100 000	Dec 16, 09	Nov 08, 11	1,226 25	961 70			264 55
	FIFO	57 000	Oct 28, 10	Nov 08, 11	698 96	724 19		-25 23	
FUR SYSTEMS INC	FIFO	20 000	Dec 16, 09	Nov 08, 11	543 18	609 20		-66 02	
FNMA PL 889579 06 0000	FIFO	98,000 000	Dec 16, 09	Feb 08, 11	41,533 34	41,190 53			342 81
DUE 05/07/38	FIFO	51,000 000	Dec 16, 09	Feb 10, 11	21,650 28	21,435 89			214 39
FOREST CITY ENTERPRISES INC CL A	FIFO	21 000	Dec 16, 09	Jun 15, 11	373 21	258 04			115 17
	FIFO	20 000	Dec 16, 09	Jun 17, 11	359 79	245 75			114 04
	FIFO	29 000	Dec 16, 09	Jun 21, 11	524 83	356 34			168 49
	FIFO	33 000	Dec 16, 09	Jun 23, 11	595 47	405 48			189 99

continued next page



Strategic Wealth Portfolio

Account name: THE MEUK-BASCHKOPF FOUNDATION

Account number: JG 41211 7F

Realized gains and losses (continued)
Long-term capital gains and losses (continued)

Security description	Method	Quantity or face value	Purchase date	Sale date	Sale amount (\$)	Cost basis (\$)	Wash sale cost basis adjustment (\$)	Loss (\$)	Gain (\$)
FREEMONT-MCMORAN COPPER & GOLD INC	FIFO	32 000	Dec 16, 09	Nov 08, 11	441,27	393 20			48 07
	FIFO	66 000	Dec 16, 09	Sep 30, 11	2,028 73	2,623 83		-595 10	
	FIFO	38 000	Dec 16, 09	Sep 30, 11	1,168 05	1,515 06		-347 01	
	FIFO	66 000	Dec 16, 09	Nov 08, 11	2,723 28	2,631 42			91 86
FUJI FILM HOLDINGS CORP ADR	FIFO	23 000	Dec 16, 09	Jun 02, 11	661 69	679 65		-17 96	
	FIFO	26 000	Dec 16, 09	Aug 19, 11	641,27	768 30		-127 03	
	FIFO	6 000	Dec 16, 09	Aug 22, 11	146 84	177 30		-30 46	
	FIFO	35 000	Dec 16, 09	Sep 14, 11	823 65	1,034 25		-210 60	
GDF SUEZ SPON ADR	FIFO	8 000	Dec 16, 09	Mar 11, 11	302 06	338 00		-35 94	
	FIFO	41 000	Dec 16, 09	Apr 21, 11	1,619 36	1,732 25		-112 89	
GENL DYNAMICS CORP	FIFO	14 000	Dec 16, 09	Jan 31, 11	1,049 56	971 88			77 68
	FIFO	10 000	Dec 16, 09	Jun 21, 11	734 63	694 20			40 43
GENL ELECTRIC CO	FIFO	63 000	Dec 16, 09	Nov 08, 11	1,027 69	988,37			39 32
GLAXO SMITHKLINE PLC ADR	FIFO	9 000	Dec 16, 09	Aug 31, 11	384 94	387 00		-2 06	
	FIFO	2 000	Dec 16, 09	Oct 27, 11	89 03	86 00			3 03
	FIFO	21 000	Dec 16, 09	Dec 05, 11	926 21	903 00			23 21
GOLDMAN SACHS GROUP INC	FIFO	3 000	Dec 16, 09	Aug 25, 11	329 71	494 96		-165 25	
	FIFO	23 000	Dec 16, 09	Nov 08, 11	2,454 05	3,794 70		-1,340 65	
GRACO INC	FIFO	11 000	Dec 16, 09	Nov 08, 11	487,73	328 35			159 38
GREENHILL & CO INC	FIFO	6 000	Dec 16, 09	Jul 18, 11	288 15	481,74		-193 59	
	FIFO	14 000	Dec 16, 09	Jul 19, 11	650 18	1,124 06		-473 88	
	FIFO	3 000	Jul 13, 10	Jul 19, 11	139 33	204 58		-65 25	
	FIFO	8 000	Jul 13, 10	Jul 21, 11	382 64	545 55		-162 91	
HCC INSURANCE HLDGS INC	FIFO	32 000	Dec 16, 09	Nov 08, 11	883 63	861,36			22 27
HENRY JACK & ASSOC INC	FIFO	19 000	Dec 16, 09	Nov 08, 11	624 32	440,61			183 71
HESS CORP	FIFO	34 000	Dec 16, 09	Oct 25, 11	2,007 53	1,946 50			61 03
	FIFO	16 000	Dec 16, 09	Nov 08, 11	1,012 78	916,00			96 78
	FIFO	15 000	Jun 22, 10	Nov 08, 11	949 48	829 57			119 91



continued next page



Account number: JG 41211 7F

Realized gains and losses (continued)
 Long-term capital gains and losses (continued)

Security description	Method	Quantity or face value	Purchase date	Sale date	Sale amount (\$)	Cost basis (\$)	Wash sale cost basis adjustment (\$)	Loss (\$)	Gain (\$)
HEWLETT PACKARD CO	FIFO	59 000	Dec 16, 09	Mar 03, 11	2,550.11	3,031.27		-481.16	
	FIFO	42 000	Dec 16, 09	Mar 03, 11	1,815.33	2,159.96		-344.63	
	FIFO	59 000	Dec 16, 09	Apr 07, 11	2,429.18	3,034.22		-605.04	
HSBC HOLDINGS PLC NEW GB SPON ADR	FIFO	34 000	Dec 16, 09	Mar 02, 11	1,827.97	1,970.20		-142.23	
	FIFO	1 000	Jan 22, 10	Mar 02, 11	53.76	54.41		-0.65	
	FIFO	12 000	Jan 22, 10	Jun 09, 11	611.45	652.87		-41.42	
	Adjustment	27 000	Jan 22, 10	Sep 13, 11	1,072.14	1,219.11	-249.85	-146.97	
HUTCHISON WHAMPOA LTD ADR HONG KONG ADR	FIFO	9 000	Dec 16, 09	Jan 28, 11	530.98	297.90			233.08
	FIFO	7 000	Dec 16, 09	Jan 31, 11	407.01	231.70			175.31
	FIFO	10 000	Dec 16, 09	Feb 10, 11	582.16	331.00			251.16
	FIFO	5 000	Jan 04, 10	May 31, 11	279.77	176.29			103.48
	FIFO	8 000	Jan 05, 10	May 31, 11	447.63	289.67			157.96
	FIFO	21 000	Jan 13, 10	May 31, 11	1,175.03	789.90			385.13
IHS INC CL A	FIFO	19 000	Dec 16, 09	Apr 19, 11	1,618.64	995.03			623.61
	FIFO	6 000	Jan 15, 10	Apr 19, 11	511.15	325.87			185.28
ING GROEP N V NL SPON ADR	FIFO	34 000	Dec 16, 09	Oct 07, 11	260.87	343.74		-82.87	
	FIFO	50 000	Dec 16, 09	Oct 18, 11	410.36	505.50		-95.14	
	FIFO	59 000	Dec 16, 09	Nov 01, 11	433.09	596.49		-163.40	
INTEL CORP	FIFO	65 000	Dec 16, 09	Feb 16, 11	1,417.35	1,257.59			159.76
INTERCONTINENTAL HOTELS GROUP PLC NEW JUNE 2007 SPON ADR	FIFO	35 000	Dec 16, 09	Jun 02, 11	712.55	507.27			205.28
	FIFO	7 000	Dec 16, 09	Feb 08, 11	1,156.77	900.06			256.71
	FIFO	4 000	Dec 16, 09	Aug 10, 11	661.17	514.32			146.85
INTL BUSINESS MACH	FIFO	11 000	Dec 16, 09	Nov 08, 11	2,053.30	1,414.38			638.92
	FIFO	90 000	Jun 01, 10	Jun 30, 11	4,661.93	3,216.33			1,445.60
INTUIT	FIFO	21 000	Jun 01, 10	Jul 01, 11	1,090.33	750.48			339.85
INTUITIVE SURGICAL INC NEW	FIFO	4 000	Aug 26, 10	Nov 08, 11	1,741.12	1,088.82			652.30
									continued next page



Strategic Wealth Portfolio

Account name: THE MELIK-BASCHKOPF FOUNDATION

Account number: JG 412117F

Realized gains and losses (continued)

Long-term capital gains and losses (continued)

Security description	Method	Quantity or face value	Purchase date	Sale date	Sale amount (\$)	Cost basis (\$)	Wash sale cost basis adjustments (\$)	Loss (\$)	Gain (\$)
JACOBS ENGINEERING GROUP INC	FIFO	11,000	Dec 16, 09	Nov 08, 11	431 53	409 64			21 89
JOHNSON & JOHNSON COM	FIFO	18 000	Apr 14, 10	Nov 08, 11	1,157 60	1,175 46		-17 86	
	FIFO	10,000	Apr 22, 10	Nov 08, 11	643 12	646 56		-3 44	
	FIFO	27 000	Jun 01, 10	Nov 08, 11	1,736 41	1,601 90			134 51
	FIFO	3,000	Aug 03, 10	Nov 08, 11	192 93	178 13			14 80
JOHNSON CONTROLS INC	FIFO	150 000	Apr 21, 10	Sep 23, 11	3,953 47	5,129 15		-1,175 68	
JPMORGAN CHASE & CO	FIFO	124 000	Dec 16, 09	Aug 15, 11	4,553 14	5,005 32	-102 97	-452 18	
JUNIPER NETWORKS INC	FIFO	55 000	Dec 16, 09	Mar 10, 11	2,311 15	1,468 50			842 65
KELLOGG CO	FIFO	24 000	Dec 16, 09	Feb 07, 11	1,281 30	1,267 13			14 17
KEYCORP NEW	FIFO	87 000	Jan 27, 10	Jun 21, 11	717 63	603 10			114 53
	FIFO	57 000	Jan 27, 10	Nov 08, 11	421 99	395 14			26 85
KIRBY CORPORATION	FIFO	16 000	Dec 16, 09	Mar 16, 11	868 81	560 86			307 95
	FIFO	8 000	Dec 16, 09	Sep 27, 11	442 88	280 43			162 45
	FIFO	13 000	Dec 16, 09	Nov 08, 11	826 78	455 70			371 08
KONINKLIJKE PHILIPS EL N V NEW 2000 SPON ADR	FIFO	30 000	Feb 05, 10	Mar 29, 11	950 55	864 14			86 41
	FIFO	12 000	Feb 05, 10	Apr 13, 11	372 15	345 66			26 49
	FIFO	32 000	Feb 05, 10	Apr 20, 11	946 59	921 75			24 84
KRAFT FOODS INC CL A	FIFO	51 000	Dec 16, 09	Nov 08, 11	1,797 83	1,391 66			406 17
L M ERICSSON TELEFON CO SEK 10 NEW 2002 ADR	FIFO	96 000	Dec 16, 09	Apr 29, 11	1,456 83	893 46			563 37
LINCOLN NATL CORP IND	FIFO	29 000	Dec 16, 09	Aug 25, 11	554 58	668 74		-114 16	
	FIFO	18 000	Dec 16, 09	Sep 13, 11	324 39	415 08		-90 69	
	FIFO	27 000	Jun 22, 10	Sep 13, 11	486 57	749 84		-263 27	
LKQ CORP NEW	FIFO	58 000	Dec 16, 09	Nov 08, 11	1,667 46	1,108 79			558 67
LLOYDS BANKING GROUP PLC SPON ADR	FIFO	118 000	Dec 16, 09	Nov 02, 11	217 83	438 96		-221 13	
MAN GROUP PLC ADR	FIFO	51 000	Jun 30, 10	Oct 03, 11	123 64	174 08		-50 44	
	FIFO	28 000	Jun 30, 10	Oct 04, 11	65 13	95 58		-30 45	

continued next page



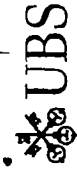


Account number JG 41211 7F

Realized gains and losses (continued)
Long-term capital gains and losses (continued)

Security description	Method	Quantity or face value	Purchase date	Sale date	Sale amount (\$)	Cost basis (\$)	Wash sale cost basis adjustment (\$)	Loss (\$)	Gain (\$)
	FIFO	50,000	Jun 30, 10	Oct 12, 11	120.37	170.67		-50.30	
	FIFO	31,000	Jul 01, 10	Oct 12, 11	74.63	103.36		-28.73	
	FIFO	76,000	Jul 01, 10	Oct 24, 11	186.05	253.39		-67.34	
	FIFO	30,000	Jul 01, 10	Oct 31, 11	70.88	100.02		-29.14	
	FIFO	92,000	Jul 01, 10	Nov 01, 11	197.40	306.74		-109.34	
MARKEL CORP (HOLDING CO)	FIFO	2,000	Dec 16, 09	Aug 17, 11	766.37	668.96			97.41
	FIFO	2,000	Dec 16, 09	Nov 08, 11	783.38	668.96			114.42
MASTERCARD INC CL A	FIFO	10,000	Dec 16, 09	Jan 04, 11	2,229.13	2,463.40		-234.27	
MCDONALDS CORP	FIFO	8,000	Dec 16, 09	Apr 29, 11	626.50	499.99			126.51
	FIFO	6,000	Dec 16, 09	Aug 10, 11	505.23	374.99			130.24
	FIFO	19,000	Dec 16, 09	Oct 25, 11	1,748.27	1,187.47			560.80
	FIFO	12,000	Dec 16, 09	Nov 08, 11	1,133.14	749.98			383.16
	FIFO	10,000	Dec 16, 09	Nov 08, 11	944.28	626.00			318.28
MERCK & CO INC NEW COM	FIFO	17,000	Dec 16, 09	May 10, 11	624.93	642.40		-17.47	
	FIFO	19,000	Dec 16, 09	Jun 21, 11	679.99	717.98		-37.99	
	FIFO	11,000	Dec 16, 09	Nov 08, 11	375.45	415.68		-40.23	
METLIFE INC	FIFO	3,000	Dec 16, 09	Apr 29, 11	139.77	109.88			29.89
	FIFO	65,000	Dec 16, 09	Nov 08, 11	2,187.85	2,380.79		-192.94	
	FIFO	18,000	Jan 27, 10	Nov 08, 11	605.87	638.28		-32.41	
METTLER-TOLEDO INTL	FIFO	8,000	Dec 16, 09	Apr 19, 11	1,335.97	821.20			514.77
	FIFO	2,000	Dec 16, 09	Nov 08, 11	333.32	205.30			128.02
MICROSOFT CORP	Adjustment	83,000	Dec 16, 09	Nov 08, 11	2,222.92	2,402.99	-112.98	-180.07	
MORNINGSTAR INC	FIFO	13,000	Dec 16, 09	Aug 17, 11	745.72	636.48			109.24
	FIFO	10,000	Dec 16, 09	Nov 08, 11	593.48	489.60			103.88
NATIONAL GRID PLC NEW SPON ADR	FIFO	21,000	Dec 16, 09	Jan 11, 11	916.33	1,134.00		-217.67	
	FIFO	7,000	Dec 16, 09	Jan 19, 11	300.49	378.00		-77.51	
	FIFO	30,000	Sep 02, 10	Nov 08, 11	1,506.57	1,273.97			232.60

continued next page



Strategic Wealth Portfolio

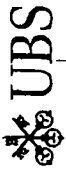
Account name: THE MELIK-BASCHKOPF FOUNDATION

Account number: JG 412117F

Realized gains and losses (continued)
Long-term capital gains and losses (continued)

Security description	Method	Quantity or face value	Purchase date	Sale date	Sale amount (\$)	Cost basis (\$)	Wash sale cost basis adjustment (\$)	Loss (\$)	Gain (\$)
NESTLE S A SPONSORED ADR	FIFO	18 000	Dec 16, 09	May 10, 11	1,104 05	864 90			239 15
REPSTG REG SHS SWITZ ADR	FIFO	9 000	Dec 16, 09	Jun 21, 11	562 92	432 45			130 47
	FIFO	42 000	Dec 16, 09	Nov 08, 11	2,378 83	2,018 10			360 73
NINTENDO LTD ADR NEW	FIFO	9 000	Dec 16, 09	Jan 21, 11	307 03	272 43			34 60
JAPAN ADR	FIFO	10 000	Dec 16, 09	Jan 24, 11	338 45	302 70			35 75
	FIFO	33 000	Dec 16, 09	Apr 27, 11	989 51	988 91		-9 40	
NISSAN MTR LTD SPONS ADR	FIFO	98 000	Dec 16, 09	Mar 23, 11	1,706 90	1,626 80			80 10
JAPAN ADR	FIFO	27 000	Dec 16, 09	Feb 07, 11	1,408 08	1,319 22			88 86
NTHN TRUST CORP	FIFO	8 000	Dec 16, 09	Aug 23, 11	501 63	302 94			198 69
O REILLY AUTOMOTIVE INC	FIFO	16 000	Dec 16, 09	Nov 08, 11	1,225 09	605 88			619 21
OCCIDENTAL PETROLEUM CRP	FIFO	12 000	Dec 16, 09	Oct 25, 11	1,026 29	947 76			78 53
	FIFO	11 000	Dec 16, 09	Nov 08, 11	1,095 67	868 78			226 89
OCEANEERING INTL INC	FIFO	19 000	Dec 16, 09	Nov 08, 11	824 96	544 92			280 04
ORACLE CORP	FIFO	45 000	Dec 16, 09	Nov 08, 11	1,492 74	1,039 95			452 79
PACCAR INC	FIFO	37 000	Dec 16, 09	Jan 26, 11	2,087 59	1,303 08			784 51
PEABODY ENERGY CORP	FIFO	27 000	Jan 07, 10	Apr 29, 11	1,802 89	1,341 20		-48 97	461 69
	FIFO	5 000	Jan 07, 10	Oct 25, 11	199 40	248 37		-89 82	
	FIFO	11 000	Mar 08, 10	Oct 25, 11	438 67	528 49		-10 47	
	FIFO	2 000	Mar 08, 10	Nov 08, 11	85 62	96 09			
	FIFO	16 000	Jun 14, 10	Nov 08, 11	684 94	647 60			37 34
	FIFO	1 000	Jun 22, 10	Nov 08, 11	42 81	41 85			0 96
PEPRICO INC	FIFO	12 000	Dec 16, 09	Oct 25, 11	742 62	729 84			12 78
	FIFO	26 000	Dec 16, 09	Nov 08, 11	1,638 48	1,581 32			57 16
PRIZER INC	FIFO	140 000	Dec 16, 09	Nov 08, 11	2,777 74	2,585 38			192 36
PG & E CORP (HOLDING COMPANY)	FIFO	22 000	Dec 16, 09	Mar 16, 11	933 29	988 17		-54 88	
	FIFO	51 000	Dec 16, 09	Nov 08, 11	2,053 85	2,290 77		-236 92	

continued next page



Account number: JG 41211 7F

Realized gains and losses (continued)
Long-term capital gains and losses (continued)

Security description	Method	Quantity or face value	Purchase date	Sale date	Sale amount (\$)	Cost basis (\$)	Wash sale cost basis adjustment(\$)	Loss (\$)	Gain (\$)
PNC FINANCIAL SERVICES GROUP	FIFO	41 000	Dec 16, 09	Oct 25, 11	2,180 81	2,128 95			51 86
	FIFO	37 000	Dec 16, 09	Nov 08, 11	1,980 39	1,921 24			59 15
PRICE T ROWE GROUP INC	FIFO	5 000	Dec 16, 09	Mar 10, 11	321 57	259 59			61 98
PRUDENTIAL FINANCIAL INC	FIFO	18 000	Dec 16, 09	Apr 29, 11	1,140 12	921 91			218 21
	FIFO	35 000	Dec 16, 09	Nov 08, 11	1,862 46	1,792 60			69 86
ROFIN-SINAR TECHNOLOGIES INC	FIFO	17 000	Dec 16, 09	Aug 12, 11	412 41	397 80			14 61
	RFO	9 000	Dec 16, 09	Aug 15, 11	224 26	210 60		-9 17	13 66
	RFO	7 000	Dec 16, 09	Aug 23, 11	154 63	163 80		-17 96	
	RFO	10 000	Dec 16, 09	Aug 23, 11	216 04	234 00		-2 22	
	RFO	4 000	Dec 16, 09	Aug 24, 11	91 38	93 60		-2 95	
	RFO	9 000	Dec 16, 09	Aug 29, 11	207 65	210 60			
ROGERS COMMUNICATIONS INC NON VTG SHS CL B CAD	FIFO	13 000	Feb 02, 10	Feb 16, 11	465 78	405 92			59 86
ROYAL DUTCH SHELL PLC CL A SPON ADR	FIFO	17 000	Dec 16, 09	Jan 21, 11	1,167 13	1,019 79			147 34
	RFO	11 000	Dec 16, 09	May 16, 11	161 89	186 78		-24 89	
	RFO	40 000	Dec 16, 09	Jul 07, 11	553 06	679 20		-126 14	
	RFO	60 000	Dec 16, 09	Nov 23, 11	685 44	879 90	-138 90	-194 46	
SALLY BEAUTY CO INC	FIFO	57 000	Dec 16, 09	Nov 08, 11	1,140 10	435 88			704 22
SANOFI SPON ADR	FIFO	2 000	Dec 16, 09	Nov 07, 11	67 19	78 77		-11 58	
	RFO	25 000	Dec 16, 09	Nov 11, 11	854 04	984 56		-130 52	
SCHEIN HENRY INC	FIFO	10 000	Dec 16, 09	Nov 08, 11	659 18	515 90			143 28
SE INVESTMENTS CO	FIFO	17 000	Dec 16, 09	Nov 08, 11	280 49	305 10		-24 61	
SEMPRA ENERGY	FIFO	19 000	May 04, 10	Nov 08, 11	1,023 89	937 70			86 19
SIEMENS A G SPON ADR	FIFO	3 000	Dec 16, 09	Mar 11, 11	379 83	270 24			109 59
	RFO	8 000	Dec 16, 09	May 06, 11	1,112 39	720 64			391 75
	RFO	7 000	Dec 16, 09	May 27, 11	897 00	630 56			266 44
	RFO	3 000	Dec 16, 09	Jun 02, 11	391 02	270 24			120 78
	RFO	4 000	Dec 16, 09	Jun 27, 11	530 12	360 32			169 80

continued next page



Strategic Wealth Portfolio

Account name. THE MELIK-BASCHKOPF FOUNDATION

Account number. JG 41211 7F

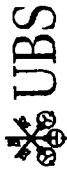
Realized gains and losses (continued)

Long-term capital gains and losses (continued)

Security description	Method	Quantity or face value	Purchase date	Sale date	Sale amount (\$)	Cost basis (\$)	Wash sale cost basis adjustment (\$)	Loss (\$)	Gain (\$)
STAPLES INC	FIFO	5 000	Dec 16, 09	Aug 18, 11	501 53	450 40			51,13
	FIFO	4 000	May 06, 10	Aug 18, 11	401 22	364 78			36 44
	FIFO	60 000	Dec 16, 09	Mar 16, 11	1,167 65	1,463 22		-295 57	
STARBUCKS CORP	FIFO	36 000	Jun 22, 10	Nov 08, 11	1,569 30	1,018 60			550 70
SUMITOMO MITSUI FINANCIAL SPON ADR	FIFO	65 000	Dec 16, 09	Mar 30, 11	408 53	436 55		-28 02	
	Adjustment	129 000	Dec 16, 09	Oct 10, 11	703 37	772 87	-93 52	-69 50	
TARGET CORP	FIFO	23 000	Dec 16, 09	Apr 07, 11	1,149 87	1,094 11			55 76
	FIFO	29 000	Dec 16, 09	Nov 08, 11	1,522 76	1,379 53			143 23
THERMO FISHER SCIENTIFIC INC	FIFO	27 000	Dec 16, 09	Nov 08, 11	1,341 14	1,321 65			19 49
	FIFO	42 000	Dec 16, 09	Nov 08, 11	2,522 15	1,562 82			959 33
TJX COS INC NEW	FIFO	27 000	May 25, 10	Nov 08, 11	1,621 38	1,195 20			426 18
	FIFO	20 000	Dec 16, 09	Feb 16, 11	1,189 86	993 54			196 32
TRAVELERS COS INC/THE TULLOW OIL PLC ADR	FIFO	43 000	Jul 12, 10	Oct 21, 11	484 82	369 71			115 11
TYCO INTL LTD CHF	FIFO	39 000	Dec 16, 09	Feb 28, 11	1,761 04	1,403 49			357 55
UMRQUA HOLDINGS CORP OR UNION PACIFIC CORP	FIFO	44 000	Apr 27, 10	Nov 08, 11	532 94	672 30		-139 36	
	FIFO	42 000	Dec 16, 09	Nov 08, 11	4,195 89	2,709 00			1,486 89
UNITED STATES STEEL CORP NEW	FIFO	33 000	Dec 16, 09	May 10, 11	1,540 53	1,638 40		-97 87	
	FIFO	38 000	Dec 16, 09	Nov 08, 11	1,730 24	1,225 06			505 18
UNIVERSAL HEALTH SVCS INC CL B	FIFO	7 000	Jan 15, 10	Nov 08, 11	297 07	226 37			70 70
US BANCORP DEL (NEW)	FIFO	39 000	Dec 16, 09	Apr 29, 11	1,004 87	857 22			147 65
	FIFO	30 000	Dec 16, 09	Oct 25, 11	748 21	659 40			88 81
	FIFO	37 000	Jan 07, 10	Oct 25, 11	922 80	878 53			44 27
	Adjustment	23 000	Mar 24, 10	Oct 25, 11	573 63	573 63	-29 89		
US TSY INFEL PROT NOTE 02 375 % DUE 04/15/11	FIFO	30,000 000	Dec 16, 09	Apr 15, 11	33,361 80	34,446 16		-1,084 36	

continued next page





Account number: JG 41211 7F

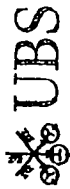
Realized gains and losses (continued)

Long-term capital gains and losses (continued)

Security description	Method	Quantity or face value	Purchase date	Sale date	Sale amount (\$)	Cost basis (\$)	Wash sale cost basis adjustment(\$)	Loss (\$)	Gain (\$)
US TSY NOTE 04.000 % DUE 02/15/15 DTD 02/15/05 FC 08/15/05	FIFO	19,000,000	Dec 16, 09	Feb 01, 11	20,861.40	20,540.04			321.36
	FIFO	3,000,000	Dec 30, 09	Feb 01, 11	3,293.91	3,200.99			92.92
VALMONT INDUSTRIES INC	FIFO	2,000	Dec 16, 09	Aug 09, 11	170.24	163.78			6.46
	FIFO	10,000	Dec 16, 09	Aug 11, 11	868.25	818.90			49.35
VODAFONE GROUP PLC NEW SPON ADR	FIFO	19,000	Dec 16, 09	Jan 21, 11	538.99	443.41			95.58
	FIFO	18,000	Dec 16, 09	Aug 12, 11	483.34	420.08			63.26
	FIFO	19,000	Dec 16, 09	Nov 08, 11	540.98	443.41			97.57
VORNADO REALTY TRUST	FIFO	24,000	Dec 16, 09	Feb 16, 11	2,117.34	1,678.32			439.02
WAL MART STORES INC	FIFO	14,000	Dec 16, 09	May 10, 11	777.61	747.04			30.57
	FIFO	12,000	Dec 16, 09	Jun 21, 11	636.66	640.32		-3.66	
	FIFO	8,000	Dec 16, 09	Aug 10, 11	392.35	426.88		-34.53	
	FIFO	10,000	Jun 14, 10	Aug 10, 11	490.44	514.18		-23.74	
	FIFO	1,000	Jun 22, 10	Aug 10, 11	49.04	51.16		-2.12	
	FIFO	5,000	Jun 22, 10	Nov 08, 11	292.59	255.81			36.78
WALT DISNEY CO (HOLDING CO) DISNEY COM	FIFO	33,000	Mar 08, 10	Aug 15, 11	1,103.76	1,091.53			12.23
	FIFO	119,000	Mar 22, 10	Aug 15, 11	3,980.21	4,009.45		-29.24	
	FIFO	33,000	Mar 22, 10	Nov 08, 11	1,138.57	1,111.86			26.71
WASTE MGMT INC NEW	FIFO	24,000	Dec 16, 09	Apr 29, 11	945.82	789.77			156.05
	FIFO	37,000	Dec 16, 09	Jun 21, 11	1,385.07	1,217.56			167.51
WILEY JOHN & SONS INC CL A	FIFO	12,000	Dec 16, 09	Nov 08, 11	579.94	516.84			63.10
ZURICH FINANCIAL SVCS SPON ADR	FIFO	75,000	Dec 16, 09	May 12, 11	1,953.71	1,605.00			348.71
	FIFO	57,000	Dec 16, 09	May 23, 11	1,439.83	1,219.80			220.03
3M CO	FIFO	53,000	Jan 27, 10	Aug 22, 11	4,081.21	4,322.49		-241.28	
Total					\$436,724.74	\$407,008.18		-\$19,395.00	\$49,111.56
Net long-term capital gains or losses									\$29,716.56
Net capital gains/losses:									\$26,644.30

EXHIBIT A PAGE 20 OF 20

End of statement for account number JG 41211 7F




Friendly account name: Managed
 Account number: JG 41211 7F

Your assets › Fixed income › Government securities (continued)

Your total assets

	Value on Dec 30 (\$)	Percentage of your account	Cost basis (\$)	Estimated annual income (\$)	Unrealized gain or loss (\$)
Cash	64,148.48	4.49%	64,148.48		
Equities					
Cash and money balances					
Common stock	715,460.57		659,208.83	16,873.00	56,251.74
Closed end funds & Exchange traded Products	36,490.55		39,578.93	865.00	-3,088.38
Mutual funds	71,884.61		179,233.87	2,650.00	-7,349.26
Total equities	823,835.73	57.69%	778,021.63	20,388.00	45,814.10
Fixed income					
Asset backed securities	149,406.46		144,740.57	6,874.00	4,665.89
Mutual funds	249,477.55		249,467.20	18,500.00	10.35
Government securities	139,774.69		136,059.27	2,344.00	3,715.41
Total accrued interest	1,468.36				
Total fixed income	540,127.06	37.82%	530,267.04	27,718.00	8,391.69
Total	\$1,428,111.27	100.00%	\$1,372,437.15	\$48,106.00	\$54,205.75



Friendly account name: ETFs
Account number: JG 41212 7F

Your assets • Fixed income • Closed end funds & Exchange traded products (continued)

Your total assets

	Value on Dec 30 (\$)	Percentage of your account	Cost basis (\$)	Estimated annual income (\$)	Unrealized gain or loss (\$)
Cash	34,569.41	2.43%	34,569.41		
Equities					
Cash and money balances					
Closed end funds & Exchange traded products	833,849.82	58.52%	769,996.25	18,012.00	63,853.57
Fixed income					
Closed end funds & Exchange traded products	556,345.54	39.05%	528,826.98	16,611.00	27,518.56
Total	\$1,424,764.77	100.00%	\$1,333,392.64	\$34,623.00	\$91,372.13