



See a Social Security Number? Say Something!
Report Privacy Problems to <https://public.resource.org/privacy>
Or call the IRS Identity Theft Hotline at 1-800-908-4490



Form **990-PF**

Department of the Treasury
Internal Revenue Service

Return of Private Foundation
or Section 4947(a)(1) Nonexempt Charitable Trust
Treated as a Private Foundation

Note. The foundation may be able to use a copy of this return to satisfy state reporting requirements

OMB No 1545-0052

2011

For calendar year 2011, or tax year beginning 01-01-2011 , and ending 12-31-2011

G Check all that apply

☐ Initial return

☐ Initial return of a former public charity

☐ Final return

☐ Amended return

☐ Address change

☐ Name change

Name of foundation
TRUST FOR MUTUAL UNDERSTANDING (1060)
c/o Rockefeller Trust Company NA
% ROCKEFELLER TRUST COMPANYN

Number and street (or P O box number if mail is not delivered to street address) Room/suite
10 Rockefeller Plaza 3rd Floor

City or town, state, and ZIP code
NEW YORK, NY 10020

A Employer identification number
13-3212724

B Telephone number (see page 10 of the instructions)
(212) 549-5500

C If exemption application is pending, check here ☐

D 1. Foreign organizations, check here ☐

2. Foreign organizations meeting the 85% test, check here and attach computation ☐

E If private foundation status was terminated under section 507(b)(1)(A), check here ☐

F If the foundation is in a 60-month termination under section 507(b)(1)(B), check here ☐

H Check type of organization ☒ Section 501(c)(3) exempt private foundation
☐ Section 4947(a)(1) nonexempt charitable trust ☐ Other taxable private foundation

I Fair market value of all assets at end of year (from Part II, col. (c), line 16) ☒ \$ 35,169,339





J Accounting method ☒ Cash ☐ Accrual
☐ Other (specify) _____
(Part I, column (d) must be on cash basis.)

Part I Analysis of Revenue and Expenses (The total of amounts in columns (b), (c), and (d) may not necessarily equal the amounts in column (a) (see page 11 of the instructions))		(a) Revenue and expenses per books	(b) Net investment income	(c) Adjusted net income	(d) Disbursements for charitable purposes (cash basis only)
Revenue	1 Contributions, gifts, grants, etc , received (attach schedule)	0			
	2 Check <input checked="" type="checkbox"/> if the foundation is not required to attach Sch B				
	3 Interest on savings and temporary cash investments				
	4 Dividends and interest from securities.	791,962	791,962		
	5a Gross rents				
	b Net rental income or (loss) _____				
	6a Net gain or (loss) from sale of assets not on line 10	1,825,670			
	b Gross sales price for all assets on line 6a <u>18,135,367</u>				
	7 Capital gain net income (from Part IV, line 2)		1,825,670		
	8 Net short-term capital gain				
	9 Income modifications				
	10a Gross sales less returns and allowances				
	b Less Cost of goods sold				
	c Gross profit or (loss) (attach schedule)				
	11 Other income (attach schedule)	<input checked="" type="checkbox"/> 33,054	32,412		
	12 Total. Add lines 1 through 11	2,650,686	2,650,044		
Operating and Administrative Expenses	13 Compensation of officers, directors, trustees, etc	170,268			170,268
	14 Other employee salaries and wages	264,612			264,612
	15 Pension plans, employee benefits	214,158			214,158
	16a Legal fees (attach schedule).	<input checked="" type="checkbox"/> 9,614	0	0	9,614
	b Accounting fees (attach schedule).				
	c Other professional fees (attach schedule)				
	17 Interest				
	18 Taxes (attach schedule) (see page 14 of the instructions)	<input checked="" type="checkbox"/> 95,014	33,764		
	19 Depreciation (attach schedule) and depletion				
	20 Occupancy	162,481			162,481
	21 Travel, conferences, and meetings	195,165			195,165
	22 Printing and publications				
	23 Other expenses (attach schedule).	<input checked="" type="checkbox"/> 421,727	125,203		296,027
	24 Total operating and administrative expenses. Add lines 13 through 23	1,533,039	158,967	0	1,312,325
	25 Contributions, gifts, grants paid	2,990,968			2,990,968
	26 Total expenses and disbursements. Add lines 24 and 25	4,524,007	158,967	0	4,303,293
	27 Subtract line 26 from line 12				
	a Excess of revenue over expenses and disbursements	-1,873,321			
	b Net investment income (if negative, enter -0-)		2,491,077		
	c Adjusted net income (if negative, enter -0-)				

Part II



Balance Sheets

Attached schedules and amounts in the description column should be for end-of-year amounts only (See instructions)

		Beginning of year	End of year	
		(a) Book Value	(b) Book Value	(c) Fair Market Value
Assets	1	Cash—non-interest-bearing		
	2	Savings and temporary cash investments	1,246,232	1,135,032
	3	Accounts receivable ▶ <u>165,537</u>		
		Less allowance for doubtful accounts ▶ _____	168,995	165,537
	4	Pledges receivable ▶ _____		
		Less allowance for doubtful accounts ▶ _____		
	5	Grants receivable		
	6	Receivables due from officers, directors, trustees, and other disqualified persons (attach schedule) (see page 15 of the instructions)		
	7	Other notes and loans receivable (attach schedule) ▶ _____		
		Less allowance for doubtful accounts ▶ _____		
	8	Inventories for sale or use		
	9	Prepaid expenses and deferred charges		
	10a	Investments—U S and state government obligations (attach schedule)	1,986,011 	1,712,738
	b	Investments—corporate stock (attach schedule)	17,116,755 	16,699,914
	c	Investments—corporate bonds (attach schedule).	5,954,574 	5,331,569
	11	Investments—land, buildings, and equipment basis ▶ _____		
		Less accumulated depreciation (attach schedule) ▶ _____		
	12	Investments—mortgage loans		
	13	Investments—other (attach schedule)	5,476,556 	5,000,407
	14	Land, buildings, and equipment basis ▶ _____		
		Less accumulated depreciation (attach schedule) ▶ _____		
	15	Other assets (describe ▶ _____)		
	16	Total assets (to be completed by all filers—see the instructions Also, see page 1, item I)	31,949,123	30,045,197
Liabilities	17	Accounts payable and accrued expenses		
	18	Grants payable		
	19	Deferred revenue		
	20	Loans from officers, directors, trustees, and other disqualified persons		
	21	Mortgages and other notes payable (attach schedule)		
	22	Other liabilities (describe ▶ _____)		
	23	Total liabilities (add lines 17 through 22)		0
Net Assets or Fund Balances		Foundations that follow SFAS 117, check here ▶ <input type="checkbox"/> and complete lines 24 through 26 and lines 30 and 31.		
	24	Unrestricted		
	25	Temporarily restricted		
	26	Permanently restricted		
		Foundations that do not follow SFAS 117, check here ▶ <input checked="" type="checkbox"/> and complete lines 27 through 31.		
	27	Capital stock, trust principal, or current funds	31,949,123	30,045,197
	28	Paid-in or capital surplus, or land, bldg , and equipment fund		
	29	Retained earnings, accumulated income, endowment, or other funds		
	30	Total net assets or fund balances (see page 17 of the instructions)	31,949,123	30,045,197
	31	Total liabilities and net assets/fund balances (see page 17 of the instructions)	31,949,123	30,045,197

Part III

Analysis of Changes in Net Assets or Fund Balances

1	Total net assets or fund balances at beginning of year—Part II, column (a), line 30 (must agree with end-of-year figure reported on prior year’s return)	1	31,949,123
2	Enter amount from Part I, line 27a	2	-1,873,321
3	Other increases not included in line 2 (itemize) ▶ _____ 	3	6,438
4	Add lines 1, 2, and 3	4	30,082,240
5	Decreases not included in line 2 (itemize) ▶ _____ 	5	37,043
6	Total net assets or fund balances at end of year (line 4 minus line 5)—Part II, column (b), line 30	6	30,045,197

Part IV Capital Gains and Losses for Tax on Investment Income

(a) List and describe the kind(s) of property sold (e g , real estate, 2-story brick warehouse, or common stock, 200 shs MLC Co)		(b) How acquired P—Purchase D—Donation	(c) Date acquired (mo , day, yr)	(d) Date sold (mo , day, yr)
1a	See Additional Data Table			
b				
c				
d				
e				

(e) Gross sales price	(f) Depreciation allowed (or allowable)	(g) Cost or other basis plus expense of sale	(h) Gain or (loss) (e) plus (f) minus (g)
a See Additional Data Table			
b			
c			
d			
e			

Complete only for assets showing gain in column (h) and owned by the foundation on 12/31/69			(I) Gains (Col (h) gain minus col (k), but not less than -0-) or Losses (from col (h))
(i) F M V as of 12/31/69	(j) Adjusted basis as of 12/31/69	(k) Excess of col (i) over col (j), if any	
a See Additional Data Table			
b			
c			
d			
e			

2	Capital gain net income or (net capital loss)	{ If gain, also enter in Part I, line 7 If (loss), enter -0- in Part I, line 7 }	2	1,825,670
3	Net short-term capital gain or (loss) as defined in sections 1222(5) and (6) If gain, also enter in Part I, line 8, column (c) (see pages 13 and 17 of the instructions) If (loss), enter -0- in Part I, line 8		3	

Part V Qualification Under Section 4940(e) for Reduced Tax on Net Investment Income

(For optional use by domestic private foundations subject to the section 4940(a) tax on net investment income)

If section 4940(d)(2) applies, leave this part blank

Was the foundation liable for the section 4942 tax on the distributable amount of any year in the base period? ☐ Yes ☒ No

If "Yes," the foundation does not qualify under section 4940(e) Do not complete this part

1 Enter the appropriate amount in each column for each year, see page 18 of the instructions before making any entries

(a) Base period years Calendar year (or tax year beginning in)	(b) Adjusted qualifying distributions	(c) Net value of noncharitable-use assets	(d) Distribution ratio (col (b) divided by col (c))
2010	4,757,934	38,108,809	0 124851
2009	4,869,699	36,487,035	0 133464
2008	5,361,898	49,108,515	0 109185
2007	5,332,082	58,169,334	0 091665
2006	4,675,874	55,679,599	0 083978

2	Total of line 1, column (d).	2	0 543143
3	Average distribution ratio for the 5-year base period—divide the total on line 2 by 5, or by the number of years the foundation has been in existence if less than 5 years	3	0 108629
4	Enter the net value of noncharitable-use assets for 2011 from Part X, line 5.	4	37,688,943
5	Multiply line 4 by line 3.	5	4,094,112
6	Enter 1% of net investment income (1% of Part I, line 27b).	6	24,911
7	Add lines 5 and 6.	7	4,119,023
8	Enter qualifying distributions from Part XII, line 4.	8	4,303,293

If line 8 is equal to or greater than line 7, check the box in Part VI, line 1b, and complete that part using a 1% tax rate See the Part VI instructions on page 18

Part VIExcise Tax Based on Investment Income (Section 4940(a), 4940(b), 4940(e), or 4948—see page 18 of the instructions)

1a		Exempt operating foundations described in section 4940(d)(2), check here <input type="checkbox"/> and enter "N/A" on line 1			
		Date of ruling or determination letter _____ (attach copy of letter if necessary—see instructions)			
b		Domestic foundations that meet the section 4940(e) requirements in Part V, check here <input checked="" type="checkbox"/> and enter 1% of Part I, line 27b		1	24,911
c		All other domestic foundations enter 2% of line 27b Exempt foreign organizations enter 4% of Part I, line 12, col (b)			
2		Tax under section 511 (domestic section 4947(a)(1) trusts and taxable foundations only Others enter -0-)		2	
3		Add lines 1 and 2.		3	24,911
4		Subtitle A (income) tax (domestic section 4947(a)(1) trusts and taxable foundations only Others enter -0-)		4	
5		Tax based on investment income. Subtract line 4 from line 3 If zero or less, enter -0-		5	24,911
6		Credits/Payments			
a		2011 estimated tax payments and 2010 overpayment credited to 2011	6a	55,388	
b		Exempt foreign organizations—tax withheld at source	6b		
c		Tax paid with application for extension of time to file (Form 8868)	6c	20,000	
d		Backup withholding erroneously withheld	6d		
7		Total credits and payments Add lines 6a through 6d.		7	75,388
8		Enter any penalty for underpayment of estimated tax Check here <input type="checkbox"/> if Form 2220 is attached		8	
9		Tax due. If the total of lines 5 and 8 is more than line 7, enter amount owed		9	
10		Overpayment. If line 7 is more than the total of lines 5 and 8, enter the amount overpaid.		10	50,477
11		Enter the amount of line 10 to be Credited to 2012 estimated tax <input type="checkbox"/> 25,000	Refunded <input type="checkbox"/>	11	25,477

Part VII-AStatements Regarding Activities

1a	During the tax year, did the foundation attempt to influence any national, state, or local legislation or did it participate or intervene in any political campaign? <input checked="" type="checkbox"/>		Yes	No
		1a		No
b	Did it spend more than \$100 during the year (either directly or indirectly) for political purposes (see page 19 of the instructions for definition)?			No
	If the answer is "Yes" to 1a or 1b, attach a detailed description of the activities and copies of any materials published or distributed by the foundation in connection with the activities.			
c	Did the foundation file Form 1120-POL for this year?	1c		No
d	Enter the amount (if any) of tax on political expenditures (section 4955) imposed during the year (1) On the foundation <input type="checkbox"/> \$ _____ (2) On foundation managers <input type="checkbox"/> \$ _____			
e	Enter the reimbursement (if any) paid by the foundation during the year for political expenditure tax imposed on foundation managers <input type="checkbox"/> \$ _____			
2	Has the foundation engaged in any activities that have not previously been reported to the IRS?	2		No
	If "Yes," attach a detailed description of the activities.			
3	Has the foundation made any changes, not previously reported to the IRS, in its governing instrument, articles of incorporation, or bylaws, or other similar instruments? If "Yes," attach a conformed copy of the changes <input checked="" type="checkbox"/>	3		No
4a	Did the foundation have unrelated business gross income of \$1,000 or more during the year?	4a		No
b	If "Yes," has it filed a tax return on Form 990-T for this year?	4b		
5	Was there a liquidation, termination, dissolution, or substantial contraction during the year?	5		No
	If "Yes," attach the statement required by General Instruction T. <input checked="" type="checkbox"/>			
6	Are the requirements of section 508(e) (relating to sections 4941 through 4945) satisfied either			
	• By language in the governing instrument, or			
	• By state legislation that effectively amends the governing instrument so that no mandatory directions that conflict with the state law remain in the governing instrument?	6	Yes	
7	Did the foundation have at least \$5,000 in assets at any time during the year? If "Yes," complete Part II, col (c), and Part XV	7	Yes	
8a	Enter the states to which the foundation reports or with which it is registered (see page 19 of the instructions) <input checked="" type="checkbox"/> NY _____			
b	If the answer is "Yes" to line 7, has the foundation furnished a copy of Form 990-PF to the Attorney General (or designate) of each state as required by General Instruction G? If "No," attach explanation .	8b	Yes	
9	Is the foundation claiming status as a private operating foundation within the meaning of section 4942(j)(3) or 4942(j)(5) for calendar year 2011 or the taxable year beginning in 2011 (see instructions for Part XIV on page 27)? If "Yes," complete Part XIV	9		No
10	Did any persons become substantial contributors during the tax year? If "Yes," attach a schedule listing their names and addresses	10		No

Part VII-A

Statements Regarding Activities *(continued)*

11	At any time during the year, did the foundation, directly or indirectly, own a controlled entity within the meaning of section 512(b)(13)? If "Yes," attach schedule (see page 20 of the instructions).	11		No
12	Did the foundation acquire a direct or indirect interest in any applicable insurance contract before August 17, 2008?	12		No
13	Did the foundation comply with the public inspection requirements for its annual returns and exemption application? Website address N/A	13	Yes	
14	The books are in care of ROCKEFELLER TRUST COMPANY NA Telephone no (212) 549-5544 Located at 10 ROCKEFELLER PL 3RD FL New York NY ZIP +4 10020			
15	Section 4947(a)(1) nonexempt charitable trusts filing Form 990-PF in lieu of Form 1041 —Check here <input type="checkbox"/> and enter the amount of tax-exempt interest received or accrued during the year.	15		
16	At any time during calendar year 2011, did the foundation have an interest in or a signature or other authority over a bank, securities, or other financial account in a foreign country?	16	Yes	No
See the instructions for exceptions and filing requirements for Form TD F 90-22.1 If "Yes", enter the name of the foreign country				

Part VII-B

Statements Regarding Activities for Which Form 4720 May Be Required

File Form 4720 if any item is checked in the "Yes" column, unless an exception applies.			Yes	No
1a	During the year did the foundation (either directly or indirectly) (1) Engage in the sale or exchange, or leasing of property with a disqualified person? <input type="checkbox"/> Yes <input checked="" type="checkbox"/> No (2) Borrow money from, lend money to, or otherwise extend credit to (or accept it from) a disqualified person? <input type="checkbox"/> Yes <input checked="" type="checkbox"/> No (3) Furnish goods, services, or facilities to (or accept them from) a disqualified person? <input type="checkbox"/> Yes <input checked="" type="checkbox"/> No (4) Pay compensation to, or pay or reimburse the expenses of, a disqualified person? <input checked="" type="checkbox"/> Yes <input type="checkbox"/> No (5) Transfer any income or assets to a disqualified person (or make any of either available for the benefit or use of a disqualified person)? <input type="checkbox"/> Yes <input checked="" type="checkbox"/> No (6) Agree to pay money or property to a government official? (Exception. Check "No" if the foundation agreed to make a grant to or to employ the official for a period after termination of government service, if terminating within 90 days). <input type="checkbox"/> Yes <input checked="" type="checkbox"/> No			
b	If any answer is "Yes" to 1a(1)–(6), did any of the acts fail to qualify under the exceptions described in Regulations section 53.4941(d)-3 or in a current notice regarding disaster assistance (see page 20 of the instructions)? Organizations relying on a current notice regarding disaster assistance check here. <input type="checkbox"/>	1b		No
c	Did the foundation engage in a prior year in any of the acts described in 1a, other than excepted acts, that were not corrected before the first day of the tax year beginning in 2011?	1c		No
2	Taxes on failure to distribute income (section 4942) (does not apply for years the foundation was a private operating foundation defined in section 4942(j)(3) or 4942(j)(5))			
a	At the end of tax year 2011, did the foundation have any undistributed income (lines 6d and 6e, Part XIII) for tax year(s) beginning before 2011? If "Yes," list the years 20____, 20____, 20____, 20____ <input type="checkbox"/> Yes <input checked="" type="checkbox"/> No			
b	Are there any years listed in 2a for which the foundation is not applying the provisions of section 4942(a)(2) (relating to incorrect valuation of assets) to the year's undistributed income? (If applying section 4942(a)(2) to all years listed, answer "No" and attach statement—see page 20 of the instructions).	2b		No
c	If the provisions of section 4942(a)(2) are being applied to any of the years listed in 2a, list the years here 20____, 20____, 20____, 20____			
3a	Did the foundation hold more than a 2% direct or indirect interest in any business enterprise at any time during the year? <input type="checkbox"/> Yes <input checked="" type="checkbox"/> No			
b	If "Yes," did it have excess business holdings in 2011 as a result of (1) any purchase by the foundation or disqualified persons after May 26, 1969, (2) the lapse of the 5-year period (or longer period approved by the Commissioner under section 4943(c)(7)) to dispose of holdings acquired by gift or bequest, or (3) the lapse of the 10-, 15-, or 20-year first phase holding period? (<i>Use Schedule C, Form 4720, to determine if the foundation had excess business holdings in 2011.</i>)	3b		
4a	Did the foundation invest during the year any amount in a manner that would jeopardize its charitable purposes?	4a		No
b	Did the foundation make any investment in a prior year (but after December 31, 1969) that could jeopardize its charitable purpose that had not been removed from jeopardy before the first day of the tax year beginning in 2011?	4b		No

Part VII-B

Statements Regarding Activities for Which Form 4720 May Be Required (continued)

5a	During the year did the foundation pay or incur any amount to			
	(1) Carry on propaganda, or otherwise attempt to influence legislation (section 4945(e))?	<input type="checkbox"/> Yes <input checked="" type="checkbox"/> No		
	(2) Influence the outcome of any specific public election (see section 4955), or to carry on, directly or indirectly, any voter registration drive?	<input type="checkbox"/> Yes <input checked="" type="checkbox"/> No		
	(3) Provide a grant to an individual for travel, study, or other similar purposes?	<input type="checkbox"/> Yes <input checked="" type="checkbox"/> No		
	(4) Provide a grant to an organization other than a charitable, etc , organization described in section 509(a)(1), (2), or (3), or section 4940(d)(2)? (see page 22 of the instructions).	<input type="checkbox"/> Yes <input checked="" type="checkbox"/> No		
	(5) Provide for any purpose other than religious, charitable, scientific, literary, or educational purposes, or for the prevention of cruelty to children or animals?	<input type="checkbox"/> Yes <input checked="" type="checkbox"/> No		
b	If any answer is "Yes" to 5a(1)–(5), did any of the transactions fail to qualify under the exceptions described in Regulations section 53.4945 or in a current notice regarding disaster assistance (see page 22 of the instructions)? Organizations relying on a current notice regarding disaster assistance check here.	<input checked="" type="checkbox"/>	5b	
c	If the answer is "Yes" to question 5a(4), does the foundation claim exemption from the tax because it maintained expenditure responsibility for the grant? <i>If "Yes," attach the statement required by Regulations section 53.4945–5(d).</i>	<input type="checkbox"/> Yes <input type="checkbox"/> No		
6a	Did the foundation, during the year, receive any funds, directly or indirectly, to pay premiums on a personal benefit contract?	<input type="checkbox"/> Yes <input checked="" type="checkbox"/> No		
b	Did the foundation, during the year, pay premiums, directly or indirectly, on a personal benefit contract? <i>If "Yes" to 6b, file Form 8870.</i>		6b	No
7a	At any time during the tax year, was the foundation a party to a prohibited tax shelter transaction?	<input type="checkbox"/> Yes <input checked="" type="checkbox"/> No		
b	If yes, did the foundation receive any proceeds or have any net income attributable to the transaction?		7b	

Part VIII

Information About Officers, Directors, Trustees, Foundation Managers, Highly Paid Employees, and Contractors

1 List all officers, directors, trustees, foundation managers and their compensation (see page 22 of the instructions).				
(a) Name and address	(b) Title, and average hours per week devoted to position	(c) Compensation (If not paid, enter -0-)	(d) Contributions to employee benefit plans and deferred compensation	(e) Expense account, other allowances
See Additional Data Table				
2 Compensation of five highest-paid employees (other than those included on line 1—see page 23 of the instructions). If none, enter "NONE."				
(a) Name and address of each employee paid more than \$50,000	(b) Title, and average hours per week devoted to position	(c) Compensation	(d) Contributions to employee benefit plans and deferred compensation	(e) Expense account, other allowances
BARBARA A LANCIERS	ASSOCIATE	88,406	29,006	
6 WEST 48TH STREET 12TH FLOOR NEW YORK, NY 10036	DIRECTOR 40 0			
ALINA ENGGIST	PROGRAM OFFICER	57,566	20,781	
6 WEST 48TH STREET 12TH FLOOR NEW YORK, NY 10036	40 0			
Total number of other employees paid over \$50,000.				

Part VIII

Information About Officers, Directors, Trustees, Foundation Managers, Highly Paid Employees, and Contractors (continued)

3 Five highest-paid independent contractors for professional services (see page 23 of the instructions). If none, enter "NONE".

(a) Name and address of each person paid more than \$50,000	(b) Type of service	(c) Compensation
Total number of others receiving over \$50,000 for professional services.		

Part IX-A

Summary of Direct Charitable Activities

List the foundation's four largest direct charitable activities during the tax year. Include relevant statistical information such as the number of organizations and other beneficiaries served, conferences convened, research papers produced, etc.

	Expenses
1	
2	
3	
4	

Part IX-B

Summary of Program-Related Investments (see page 23 of the instructions)

Describe the two largest program-related investments made by the foundation during the tax year on lines 1 and 2	Amount
1	
2	
All other program-related investments. See page 24 of the instructions	
3	
Total. Add lines 1 through 3.	

Part X

Minimum Investment Return (All domestic foundations must complete this part. Foreign foundations, see page 24 of the instructions.)

1	Fair market value of assets not used (or held for use) directly in carrying out charitable, etc , purposes		
a	Average monthly fair market value of securities.	1a	36,975,704
b	Average of monthly cash balances.	1b	1,287,182
c	Fair market value of all other assets (see page 24 of the instructions).	1c	0
d	Total (add lines 1a, b, and c).	1d	38,262,886
e	Reduction claimed for blockage or other factors reported on lines 1a and 1c (attach detailed explanation).	1e	
2	Acquisition indebtedness applicable to line 1 assets.	2	0
3	Subtract line 2 from line 1d.	3	38,262,886
4	Cash deemed held for charitable activities Enter 1 1/2% of line 3 (for greater amount, see page 25 of the instructions).	4	573,943
5	Net value of noncharitable-use assets. Subtract line 4 from line 3 Enter here and on Part V, line 4	5	37,688,943
6	Minimum investment return. Enter 5% of line 5.	6	1,884,447

Part XI

Distributable Amount (see page 25 of the instructions) (Section 4942(j)(3) and (j)(5) private operating foundations and certain foreign organizations check here ☒ and do not complete this part.)

1	Minimum investment return from Part X, line 6.	1	1,884,447
2a	Tax on investment income for 2011 from Part VI, line 5.	2a	24,911
b	Income tax for 2011 (This does not include the tax from Part VI).	2b	
c	Add lines 2a and 2b.	2c	24,911
3	Distributable amount before adjustments Subtract line 2c from line 1.	3	1,859,536
4	Recoveries of amounts treated as qualifying distributions.	4	
5	Add lines 3 and 4.	5	1,859,536
6	Deduction from distributable amount (see page 25 of the instructions).	6	
7	Distributable amount as adjusted Subtract line 6 from line 5 Enter here and on Part XIII, line 1.	7	1,859,536

Part XII

Qualifying Distributions (see page 25 of the instructions)

1	Amounts paid (including administrative expenses) to accomplish charitable, etc , purposes		
a	Expenses, contributions, gifts, etc —total from Part I, column (d), line 26.	1a	4,303,293
b	Program-related investments—total from Part IX-B.	1b	0
2	Amounts paid to acquire assets used (or held for use) directly in carrying out charitable, etc , purposes.	2	0
3	Amounts set aside for specific charitable projects that satisfy the		
a	Suitability test (prior IRS approval required).	3a	0
b	Cash distribution test (attach the required schedule).	3b	0
4	Qualifying distributions. Add lines 1a through 3b Enter here and on Part V, line 8, and Part XIII, line 4	4	4,303,293
5	Foundations that qualify under section 4940(e) for the reduced rate of tax on net investment income Enter 1% of Part I, line 27b (see page 26 of the instructions).	5	24,911
6	Adjusted qualifying distributions. Subtract line 5 from line 4.	6	4,278,382
Note: The amount on line 6 will be used in Part V, column (b), in subsequent years when calculating whether the foundation qualifies for the section 4940(e) reduction of tax in those years			

Part XIII

Undistributed Income (see page 26 of the instructions)

	(a) Corpus	(b) Years prior to 2010	(c) 2010	(d) 2011
1 Distributable amount for 2011 from Part XI, line 7				1,859,536
2 Undistributed income, if any, as of the end of 2011				
a Enter amount for 2010 only.			0	
b Total for prior years 2009 , 2008 , 2007				
3 Excess distributions carryover, if any, to 2011				
a From 2006.	2,009,978			
b From 2007.	2,530,109			
c From 2008.	2,922,614			
d From 2009.	3,059,885			
e From 2010.	2,903,718			
f Total of lines 3a through e.	13,426,304			
4 Qualifying distributions for 2011 from Part XII, line 4 ▶ \$ 4,303,293				
a Applied to 2010, but not more than line 2a			0	
b Applied to undistributed income of prior years (Election required—see page 26 of the instructions)				
c Treated as distributions out of corpus (Election required—see page 26 of the instructions). . .				
d Applied to 2011 distributable amount.				1,859,536
e Remaining amount distributed out of corpus	2,443,757			
5 Excess distributions carryover applied to 2011 (If an amount appears in column (d), the same amount must be shown in column (a).)				
6 Enter the net total of each column as indicated below:				
a Corpus Add lines 3f, 4c, and 4e Subtract line 5	15,870,061			
b Prior years' undistributed income Subtract line 4b from line 2b.				
c Enter the amount of prior years' undistributed income for which a notice of deficiency has been issued, or on which the section 4942(a) tax has been previously assessed.				
d Subtract line 6c from line 6b Taxable amount—see page 27 of the instructions . . .				
e Undistributed income for 2010 Subtract line 4a from line 2a Taxable amount—see page 27 of the instructions			0	
f Undistributed income for 2011 Subtract lines 4d and 5 from line 1 This amount must be distributed in 2011				0
7 Amounts treated as distributions out of corpus to satisfy requirements imposed by section 170(b)(1)(F) or 4942(g)(3) (see page 27 of the instructions).				
8 Excess distributions carryover from 2006 not applied on line 5 or line 7 (see page 27 of the instructions).	2,009,978			
9 Excess distributions carryover to 2012. Subtract lines 7 and 8 from line 6a	13,860,083			
10 Analysis of line 9				
a Excess from 2007.	2,530,109			
b Excess from 2008.	2,922,614			
c Excess from 2009.	3,059,885			
d Excess from 2010.	2,903,718			
e Excess from 2011.	2,443,757			

Part XIV

Private Operating Foundations (see page 27 of the instructions and Part VII-A, question 9)

1a

If the foundation has received a ruling or determination letter that it is a private operating foundation, and the ruling is effective for 2011, enter the date of the ruling.

b

Check box to indicate whether the organization is a private operating foundation described in section 4942(j)(3) or 4942(j)(5)

☐ 4942(j)(3) or ☐ 4942(j)(5)

2a	Enter the lesser of the adjusted net income from Part I or the minimum investment return from Part X for each year listed	Tax year	Prior 3 years			(e) Total
		(a) 2011	(b) 2010	(c) 2009	(d) 2008	
b	85% of line 2a					
c	Qualifying distributions from Part XII, line 4 for each year listed					
d	Amounts included in line 2c not used directly for active conduct of exempt activities					
e	Qualifying distributions made directly for active conduct of exempt activities Subtract line 2d from line 2c					
3	Complete 3a, b, or c for the alternative test relied upon					
a	"Assets" alternative test—enter					
	(1) Value of all assets					
	(2) Value of assets qualifying under section 4942(j)(3)(B)(i)					
b	"Endowment" alternative test— enter 2/3 of minimum investment return shown in Part X, line 6 for each year listed. . .					
c	"Support" alternative test—enter					
	(1) Total support other than gross investment income (interest, dividends, rents, payments on securities loans (section 512(a)(5)), or royalties)					
	(2) Support from general public and 5 or more exempt organizations as provided in section 4942(j)(3)(B)(iii).					
	(3) Largest amount of support from an exempt organization					
	(4) Gross investment income					

Part XV

Supplementary Information (Complete this part only if the organization had \$5,000 or more in assets at any time during the year—see page 27 of the instructions.)

1

Information Regarding Foundation Managers:

a

List any managers of the foundation who have contributed more than 2% of the total contributions received by the foundation before the close of any tax year (but only if they have contributed more than \$5,000) (See section 507(d)(2))

b

List any managers of the foundation who own 10% or more of the stock of a corporation (or an equally large portion of the ownership of a partnership or other entity) of which the foundation has a 10% or greater interest

2

Information Regarding Contribution, Grant, Gift, Loan, Scholarship, etc., Programs:

Check here ☐ if the foundation only makes contributions to preselected charitable organizations and does not accept unsolicited requests for funds If the foundation makes gifts, grants, etc (see page 28 of the instructions) to individuals or organizations under other conditions, complete items 2a, b, c, and d

a

The name, address, and telephone number of the person to whom applications should be addressed

Barbara Lanciers Program Director
TMU -6 WEST 48TH STREET 12TH FLOOR
NEW YORK, NY 10036
(212) 843-0374

b

The form in which applications should be submitted and information and materials they should include

BY INITIAL LETTER OF INQUIRY

c

Any submission deadlines

6 MOS PRIOR TO DATE OF ACTIVITY FOR WHICH SUPPORT IS SOUGHT

d

Any restrictions or limitations on awards, such as by geographical areas, charitable fields, kinds of institutions, or other factors

THE TRUST'S PROGRAMS SUPPORT EXCHANGES BETWEEN THE UNITED STATES, THE FORMER SOVIET UNION, AND EASTERN AND CENTRAL EUROPE IN THE ARTS AND ENVIRONMENTAL CONSERVATION

Part XV **Supplementary Information** (continued)

3 Grants and Contributions Paid During the Year or Approved for Future Payment

Recipient	If recipient is an individual, show any relationship to any foundation manager or substantial contributor	Foundation status of recipient	Purpose of grant or contribution	Amount
Name and address (home or business)				
a <i>Paid during the year</i> SEE ATTACHED LIST see attached list New YORK, NY 10020		501C3	GENERAL	2,990,968
Total			3a	2,990,968
b <i>Approved for future payment</i>				
Total			3b	

Enter gross amounts unless otherwise indicated		Unrelated business income		Excluded by section 512, 513, or 514		(e) Related or exempt function income (See page 28 of the instructions)
		(a) Business code	(b) Amount	(c) Exclusion code	(d) Amount	
1	Program service revenue					
a	_____					
b	_____					
c	_____					
d	_____					
e	_____					
f	_____					
g	Fees and contracts from government agencies					
2	Membership dues and assessments. . . .					
3	Interest on savings and temporary cash investments					
4	Dividends and interest from securities. . . .			14	791,962	
5	Net rental income or (loss) from real estate					
a	Debt-financed property.					
b	Not debt-financed property.					
6	Net rental income or (loss) from personal property					
7	Other investment income.	900003	642	18	32,412	
8	Gain or (loss) from sales of assets other than inventory	900003	43	18	1,825,627	
9	Net income or (loss) from special events					
10	Gross profit or (loss) from sales of inventory. .					
11	Other revenue a _____					
b	_____					
c	_____					
d	_____					
e	_____					
12	Subtotal Add columns (b), (d), and (e). .		685		2,650,001	
13	Total. Add line 12, columns (b), (d), and (e).			13		2,650,686

[illegible]

1 Did the organization directly or indirectly engage in any of the following with any other organization described in section 501(c) of the Code (other than section 501(c)(3) organizations) or in section 527, relating to political organizations? a Transfers from the reporting foundation to a noncharitable exempt organization of (1) Cash. (2) Other assets. b Other transactions (1) Sales of assets to a noncharitable exempt organization. (2) Purchases of assets from a noncharitable exempt organization. (3) Rental of facilities, equipment, or other assets. (4) Reimbursement arrangements. (5) Loans or loan guarantees. (6) Performance of services or membership or fundraising solicitations. c Sharing of facilities, equipment, mailing lists, other assets, or paid employees. d If the answer to any of the above is "Yes," complete the following schedule. Column (b) should always show the fair market value of the goods, other assets, or services given by the reporting foundation. If the foundation received less than fair market value in any transaction or sharing arrangement, show in column (d) the value of the goods, other assets, or services received		Yes	No
	1a(1)		No
	1a(2)		No
	1b(1)		No
	1b(2)		No
	1b(3)		No
	1b(4)		No
	1b(5)		No
1b(6)		No	
	1c		No

[illegible]

2a Is the foundation directly or indirectly affiliated with, or related to, one or more tax-exempt organizations described in section 501(c) of the Code (other than section 501(c)(3)) or in section 527? . . . ☐ Yes ☒ No

[illegible]

Sign Here	Under penalties of perjury, I declare that I have examined this return, including accompanying schedules and statements, and to the best of my knowledge and belief, it is true, correct, and complete Declaration of preparer (other than taxpayer or fiduciary) is based on all information of which preparer has any knowledge					
	*****			2013-01-24	*****	
	Signature of officer or trustee			Date	Title	
	Paid Preparer's Use Only	Preparer's Signature		Date	Check if self-employed <input checked="" type="checkbox"/>	PTIN
		Firm's name <input type="checkbox"/> Rockefeller Trust Co NA			Firm's EIN <input type="checkbox"/>	
10 Rockefeller Plz 3rd FL						
Firm's address <input type="checkbox"/> New York, NY 10020			Phone no (212) 549-5544			

May the IRS discuss this return with the preparer shown above? See instructions ☒ Yes ☐ No

Additional Data

Software ID:
Software Version:
EIN: 13-3212724
Name: TRUST FOR MUTUAL UNDERSTANDING (1060)
c/o Rockefeller Trust Company NA

Form 990PF - Special Condition Description:

Special Condition Description

Form 990PF Part IV - Capital Gains and Losses for Tax on Investment Income - Columns a - d

(a) List and describe the kind(s) of property sold (e g , real estate, 2-story brick warehouse, or common stock, 200 shs MLC Co)	(b) How acquired P—Purchase D—Donation	(c) Date acquired (mo , day, yr)	(d) Date sold (mo , day, yr)
GAIN ON LITIGATION SETTLEMENT			
SEE ATTACHED - S/T	P		
PLUS WASH SALES DISALLOWED	P		
SEE ATTACHED - L/T	P		
5500 FUND	P		
5500 FUND	P		
ROCKEFELLER ACCESS FUND 06-II	P		
ROCKEFELLER ACCESS FUND 06-II	P		
ROCKEFELLER ALT STRATEGIES FUND QP, LP	P		
ROCKEFELLER ALT STRATEGIES FUND QP, LP	P		
ROCKEFELLER GA INVESTORS 2006, LP	P		
ROCKEFELLER GA INVESTORS 2006, LP	P		
VENTURE OPPORTUNITIES FUND, LP	P		
VENTURE OPPORTUNITIES FUND, LP	P		
VENROCK PARTNERS V, LP	P		
VENROCK PARTNERS V, LP	P		

Form 990PF Part IV - Capital Gains and Losses for Tax on Investment Income - Columns e - h

(e) Gross sales price	(f) Depreciation allowed (or allowable)	(g) Cost or other basis plus expense of sale	(h) Gain or (loss) (e) plus (f) minus (g)
6,687			6,687
3,345,262		3,576,099	-230,837
456			456
14,360,439		12,682,582	1,677,857
3,191			3,191
260,098			260,098
2,134			2,134
17,585			17,585
		2,960	-2,960
		33,432	-33,432
		94	-94
132,309			132,309
4,198			4,198
		14,530	-14,530
479			479
116			116

Form 990PF Part IV - Capital Gains and Losses for Tax on Investment Income - Columns i - l

Complete only for assets showing gain in column (h) and owned by the foundation on 12/31/69			(l) Gains (Col (h) gain minus col (k), but not less than -0-) or Losses (from col (h))
(i) F M V as of 12/31/69	(j) Adjusted basis as of 12/31/69	(k) Excess of col (i) over col (j), if any	
			6,687
			-230,837
			456
			1,677,857
			3,191
			260,098
			2,134
			17,585
			-2,960
			-33,432
			-94
			132,309
			4,198
			-14,530
			479
			116

Form 990PF Part VIII Line 1 - List all officers, directors, trustees, foundation managers and their compensation

(a) Name and address	(b) Title, and average hours per week devoted to position	(c) Compensation (If not paid, enter -0-)	(d) Contributions to employee benefit plans and deferred compensation	(e) Expense account, other allowances
RICHARD S LANIER	TRUSTEE 6 0	30,000		
6 WEST 48TH STREET 12TH FLOOR NEW YORK, NY 10036				
ELIZABETH J MCCORMACK	TRUSTEE 2 0	30,000		
6 WEST 48TH STREET 12TH FLOOR NEW YORK, NY 10036				
DONAL C OBRIEN JR	TRUSTEE 1 0	30,000		
C/O ROCKEFELLER TRUST COMPANY NA NEW YORK, NY 10020				
JENNIFER P GOODALE	EXECUTIVE DIRECTOR 10 0	50,268	29,577	
6 WEST 48TH STREET 12TH FLOOR NEW YORK, NY 10036				
BLAIR A RUBLE	Trustee 2 0	30,000		
6 West 48th Street 12th Floor New York, NY 10036				

Note: To capture the full content of this document, please select landscape mode (11" x 8.5") when printing.

TY 2011 Depreciation Schedule

Name: TRUST FOR MUTUAL UNDERSTANDING (1060)
c/o Rockefeller Trust Company NA
EIN: 13-3212724

TY 2011 Investments Corporate Bonds Schedule

Name: TRUST FOR MUTUAL UNDERSTANDING (1060)
c/o Rockefeller Trust Company NA
EIN: 13-3212724

Name of Bond	End of Year Book Value	End of Year Fair Market Value
SEE ATTACHED LIST	5,331,569	5,479,031

TY 2011 Investments Corporate Stock Schedule

Name: TRUST FOR MUTUAL UNDERSTANDING (1060)
c/o Rockefeller Trust Company NA
EIN: 13-3212724

Name of Stock	End of Year Book Value	End of Year Fair Market Value
SEE ATTACHED	16,699,914	19,300,939

TY 2011 Investments Government Obligations Schedule

Name: TRUST FOR MUTUAL UNDERSTANDING (1060)
c/o Rockefeller Trust Company NA

EIN: 13-3212724

**US Government Securities - End of
Year Book Value:** 1,712,738

**US Government Securities - End of
Year Fair Market Value:** 1,810,806

**State & Local Government
Securities - End of Year Book
Value:**

**State & Local Government
Securities - End of Year Fair
Market Value:**

TY 2011 Investments - Other Schedule

Name: TRUST FOR MUTUAL UNDERSTANDING (1060)

c/o Rockefeller Trust Company NA

EIN: 13-3212724

Category / Item	Listed at Cost or FMV	Book Value	End of Year Fair Market Value
5500 FUND		953,478	2,590,938
ROCKEFELLER ALTERNATIVE STRATE		25,140	41,664
ROCKEFELLER VENTURE OPPORTUNIT		953,067	1,397,336
NEW CENTURY HOLDINGS XI, LP		712,351	632,963
ROCKEFELLER ACCESS FUND 06-II		443,915	485,368
ROCKEFELLER GA INVESTORS 2006		1,778,402	1,940,385
VENROCK PARTNERS V, LP		134,054	189,340

TY 2011 Land, Etc. Schedule**Name:** TRUST FOR MUTUAL UNDERSTANDING (1060)

c/o Rockefeller Trust Company NA

EIN: 13-3212724

TY 2011 Legal Fees Schedule

Name: TRUST FOR MUTUAL UNDERSTANDING (1060)

c/o Rockefeller Trust Company NA

EIN: 13-3212724

Category	Amount	Net Investment Income	Adjusted Net Income	Disbursements for Charitable Purposes
PATTERSON BELKNAP WEB & TYLER	9,614			9,614

TY 2011 Other Decreases Schedule**Name:** TRUST FOR MUTUAL UNDERSTANDING (1060)

c/o Rockefeller Trust Company NA

EIN: 13-3212724

Description	Amount
ORIGINAL ISSUE DISCOUNT	36,588
WASH SALES NOT INCLUDED	455

TY 2011 Other Expenses Schedule

Name: TRUST FOR MUTUAL UNDERSTANDING (1060)

c/o Rockefeller Trust Company NA

EIN: 13-3212724

Description	Revenue and Expenses per Books	Net Investment Income	Adjusted Net Income	Disbursements for Charitable Purposes
ROCKEFELLER TRUST COMPANY	215,639	74,245		141,394
UTILITIES	6,709			6,709
OFFICE SUPPLIES	12,018			12,018
STORAGE	2,282			2,282
TELEPHONE, FAX & POSTAGE	23,700			23,700
MEMBERSHIP, BOOKS, PERIODICALS	9,389			9,389
INSURANCE EXPENSE	8,780			8,780
FEES AND LICENSES	1,869	994		875
ANNUAL REPORT	39,205			39,205
COMPUTER EXPENSE	19,149			19,149
PANTRY/DUP/MAINTENANCE	5,458			5,458
PAYROLL SERVICES	11,270			11,270
CONSTRUCTION/REPAIRS/FURNITURE	9,991			9,991
CONSULTING FEES	5,532			5,532
SECURITY	275			275
5500 FUND	23,931	23,931		
NEW CENTURY HOLDINGS XI, LP	600	208		
ROCKEFELLER ACCESS FUND 06-11	6,064	5,959		
VENROCK PARTNERS V	3,561	3,561		
VENTURE OPPORTUNITIES FUND	16,305	16,305		

TY 2011 Other Income Schedule

Name: TRUST FOR MUTUAL UNDERSTANDING (1060)

c/o Rockefeller Trust Company NA

EIN: 13-3212724

Description	Revenue And Expenses Per Books	Net Investment Income	Adjusted Net Income
F/X Gain (Section 988 income)	2,040	2,040	
ROCKEFELLER ALT STRATEGIES QP	11,534	10,892	
ROCKEFELLER GA INVESTOR 2006	19,480	19,480	

TY 2011 Other Increases Schedule**Name:** TRUST FOR MUTUAL UNDERSTANDING (1060)

c/o Rockefeller Trust Company NA

EIN: 13-3212724

Description	Amount
DIVIDENDS-TAX/BOOK TIMING DIFFERENCE	6,438

TY 2011 Taxes Schedule**Name:** TRUST FOR MUTUAL UNDERSTANDING (1060)

c/o Rockefeller Trust Company NA

EIN: 13-3212724

Category	Amount	Net Investment Income	Adjusted Net Income	Disbursements for Charitable Purposes
FOREIGN TAXES ON SECURITIES	33,764	33,764		
NYC CORP TAX	250			
FEDERAL TAX PAYMENTS	61,000			

Trust For Mutual Understanding (1060)
EIN: 13-3212724

Schedule D - Attachment
Rockefeller Trust Company, N.A.
From: 01/01/2011 To: 12/31/2011

Description of Property	Date Acquired	Date Sold	Sales Price	Cost or Other Basis	Gain or (Loss)
Short Term					
Regular Gain/Loss					
210 Sh. AerCap Holdings NV	05/03/2010	03/21/2011	2,767.57	3,005.27	-237 70
70 Sh. AerCap Holdings NV	04/29/2010	03/22/2011	900 97	980.19	-79 22
660 Sh. AerCap Holdings NV	05/03/2010	03/22/2011	8,494.82	9,445 12	-950 30
2200 Sh. AerCap Holdings NV	04/29/2010	03/23/2011	28,085.53	30,805.94	-2,720 41
550 Sh. AerCap Holdings NV	04/29/2010	03/24/2011	7,135 29	7,701 49	-566 20
710 Sh. AerCap Holdings NV	04/27/2010	03/25/2011	9,358 18	9,941 00	-582 82
120 Sh. AerCap Holdings NV	04/29/2010	03/25/2011	1,581 67	1,680 32	-98 65
480 Sh. AerCap Holdings NV	04/27/2010	03/28/2011	6,262.39	6,720 67	-458 28
180 Sh. AerCap Holdings NV	04/28/2010	03/28/2011	2,348.40	2,515 50	-167 10
880 Sh. AerCap Holdings NV	04/28/2010	03/29/2011	11,245 48	12,298.00	-1,052.52
710 Sh. AerCap Holdings NV	04/28/2010	03/30/2011	8,945 12	9,922 25	-977 13
1000 Sh. AerCap Holdings NV	04/30/2010	03/30/2011	12,598 75	13,956 50	-1,357 75
470 Sh. AerCap Holdings NV	04/30/2010	03/31/2011	5,910.61	6,559 55	-648 94
470 Sh. AerCap Holdings NV	05/05/2010	03/31/2011	5,910.60	6,444 26	-533 66
290 Sh. AerCap Holdings NV	04/29/2010	04/01/2011	3,653.41	3,944.00	-290 59
300 Sh. AerCap Holdings NV	05/05/2010	04/01/2011	3,779 38	4,113.36	-333 98
1550 Sh. AerCap Holdings NV	04/29/2010	04/04/2011	19,255 74	21,080 00	-1,824.26
510 Sh. AerCap Holdings NV	04/29/2010	04/05/2011	6,352 13	6,936.00	-583.87
430 Sh. Aflac, Inc	10/12/2011	11/28/2011	17,303 46	17,729 50	-426.04
30 Sh. Allstate Corporation	04/28/2010	02/24/2011	931.78	1,020.17	-88 39
100 Sh. Allstate Corporation	04/28/2010	03/29/2011	3,167 15	3,400 57	-233 42
380 Sh. Allstate Corporation	04/28/2010	04/26/2011	12,030.67	12,922 17	-891 50
20 Sh. Apple Inc.	04/27/2010	03/29/2011	7,000.31	5,250 86	1,749 45
70 Sh. Apple Inc.	04/27/2010	04/26/2011	24,516.32	18,378 02	6,138 30
40 Sh. Baker Hughes Incorporated	06/14/2010	02/24/2011	2,761 94	1,713.90	1,048 04
70 Sh. Baker Hughes Incorporated	06/14/2010	03/29/2011	5,208.36	2,999.32	2,209 04
300 Sh. Baker Hughes Incorporated	06/14/2010	04/26/2011	22,105 58	12,854.21	9,251.37
95000 Sh. Bank of Amer %Float 9/11/12	03/31/2011	09/28/2011	91,259 85	94,969 70	-3,709 85
80000 Sh. BOA Co 5 625% 10/14/16	09/09/2011	11/10/2011	78,403.20	81,662.69	-3,259 49
75000 Sh. BofA Corp Notes 7 375% 5/15/14	08/11/2011	09/09/2011	80,916 75	80,344 90	571 85
180 Sh. CareFusion Corporation	11/04/2010	02/24/2011	4,856 52	4,387.88	468 64
160 Sh. CareFusion Corporation	11/04/2010	03/29/2011	4,482.22	3,900 34	581 88
650 Sh. CareFusion Corporation	11/04/2010	04/26/2011	19,090.33	15,845 11	3,245 22
6150 Sh. Centrica plc	05/10/2011	11/29/2011	27,918 55	31,128 61	-3,210 06
2000 Sh. China Agri-Industries Holdings	05/04/2010	02/24/2011	2,032.98	2,667.21	-634 23
2000 Sh. China Agri-Industries Holdings	05/04/2010	03/29/2011	2,284 72	2,667 21	-382.49
6000 Sh. China Agri-Industries Holdings	05/04/2010	04/27/2011	6,781.88	8,001 62	-1,219 74

Run Date: 01/18/2013 01:38 PM

Trust For Mutual Understanding (1060)**EIN: 13-3212724****Schedule D - Attachment
Rockefeller Trust Company, N.A.****From: 01/01/2011 To: 12/31/2011**

Description of Property	Date Acquired	Date Sold	Sales Price	Cost or Other Basis	Gain or (Loss)
Short Term					
Regular Gain/Loss					
5000 Sh. China Agri-Industries Holdings	11/29/2010	11/29/2011	3,611.20	6,123.57	-2,512.37
1000 Sh. China High Speed Transmission	03/19/2010	02/24/2011	1,406.47	2,199.35	-792.88
3000 Sh. China High Speed Transmission	03/22/2010	03/22/2011	4,680.32	6,412.12	-1,731.80
90 Sh. China Mobile (Hong Kong) Ltd	02/22/2011	02/24/2011	4,189.41	4,178.03	11.38
90 Sh. China Mobile (Hong Kong) Ltd	02/22/2011	03/29/2011	4,127.61	4,178.03	-50.42
360 Sh. China Mobile (Hong Kong) Ltd	02/22/2011	04/26/2011	16,746.87	16,712.14	34.73
350 Sh. China Mobile (Hong Kong) Ltd	02/22/2011	11/28/2011	16,839.29	16,247.91	591.38
360 Sh. Chunghwa Telecom Ltd ADR	04/23/2010	03/29/2011	10,983.75	8,879.85	2,103.90
160 Sh. Chunghwa Telecom Ltd ADR	07/01/2010	03/29/2011	4,881.66	3,961.92	919.74
30 Sh. CIT Group, Inc.	03/15/2010	02/24/2011	1,296.57	1,102.85	193.72
40 Sh. Comerica Incorporated	03/16/2010	02/24/2011	1,534.77	1,517.11	17.66
40 Sh. Community Health Care	04/20/2010	02/24/2011	1,513.57	1,664.86	-151.29
80 Sh. Community Health Care	04/20/2010	03/29/2011	3,200.89	3,329.73	-128.84
960 Sh. Community Health Care	04/20/2010	04/11/2011	22,846.50	39,956.74	-17,110.24
3030 Sh. Community Health Care	04/20/2010	04/11/2011	82,911.93	126,113.45	-43,201.52
2520 Sh. Community Health Care	04/21/2010	04/11/2011	68,956.46	104,480.96	-35,524.50
130 Sh. Cree, Inc.	04/04/2011	04/26/2011	5,223.30	5,944.65	-721.35
160 Sh. Cree, Inc.	04/04/2011	11/28/2011	3,916.72	7,316.50	-3,399.78
600 Sh. Dongfang Electric Corp Ltd	03/22/2011	03/29/2011	1,959.44	2,115.41	-155.97
2400 Sh. Dongfang Electric Corp Ltd	03/22/2011	04/27/2011	8,027.49	8,461.63	-434.14
2600 Sh. Dongfang Electric Corp Ltd	03/22/2011	11/29/2011	7,910.17	9,166.76	-1,256.59
3770 Sh. Dongfang Electric Corp Ltd	03/22/2011	12/06/2011	12,196.66	13,291.81	-1,095.15
3630 Sh. Dongfang Electric Corp Ltd	03/22/2011	12/07/2011	11,876.45	12,798.21	-921.76
1810 Sh. Dongfang Electric Corp Ltd	03/22/2011	12/08/2011	5,861.83	6,381.48	-519.65
2720 Sh. Dongfang Electric Corp Ltd	03/22/2011	12/09/2011	8,421.48	9,589.85	-1,168.37
1320 Sh. Dongfang Electric Corp Ltd	03/22/2011	12/12/2011	4,007.50	4,653.90	-646.40
4510 Sh. Dongfang Electric Corp Ltd	03/22/2011	12/13/2011	13,575.68	15,900.81	-2,325.13
3720 Sh. Dongfang Electric Corp Ltd	03/22/2011	12/14/2011	10,828.20	13,115.52	-2,287.32
2790 Sh. Dongfang Electric Corp Ltd	03/22/2011	12/15/2011	7,975.49	9,836.64	-1,861.15
1730 Sh. Dongfang Electric Corp Ltd	03/22/2011	12/16/2011	4,958.40	6,099.43	-1,141.03
1060 Sh. Dongfang Electric Corp Ltd	03/23/2011	12/16/2011	3,038.09	3,725.38	-687.29
2790 Sh. Dongfang Electric Corp Ltd	03/23/2011	12/19/2011	7,873.62	9,805.47	-1,931.85
2840 Sh. Dongfang Electric Corp Ltd	03/23/2011	12/20/2011	8,048.60	9,981.20	-1,932.60
4740 Sh. Dongfang Electric Corp Ltd	03/23/2011	12/21/2011	13,690.85	16,658.76	-2,967.91
4970 Sh. Dongfang Electric Corp Ltd	03/23/2011	12/22/2011	13,979.60	17,467.10	-3,487.50
100000 Sh. FHLB 1% Step 04/14/15	03/30/2011	07/14/2011	100,000.00	100,000.00	0.00
275000 Sh. FHLB 3 95% 12/09/20	05/13/2011	09/09/2011	275,000.00	275,269.06	-269.06

Run Date

01/18/2013 01:38 PM

Trust For Mutual Understanding (1060)

EIN: 13-3212724

**Schedule D - Attachment
Rockefeller Trust Company, N.A.**

From: 01/01/2011 To: 12/31/2011

Description of Property	Date Acquired	Date Sold	Sales Price	Cost or Other Basis	Gain or (Loss)
Short Term					
Regular Gain/Loss					
275000 Sh Freddie Mac 2 5% 05/27/16	06/07/2011	11/08/2011	291,937.25	282,762.34	9,174.91
2700 Sh. Galaxy Entertainment Group Ltd	10/13/2010	02/24/2011	3,449.83	2,432.32	1,017.51
1400 Sh. Galaxy Entertainment Group Ltd	10/13/2010	03/29/2011	2,077.78	1,261.20	816.58
5900 Sh. Galaxy Entertainment Group Ltd	10/13/2010	04/27/2011	10,797.23	5,315.07	5,482.16
75000 Sh Goldman Sachs 5 75% 10/01/16	07/28/2011	11/10/2011	79,519.50	82,352.69	-2,833.19
60 Sh. Google Inc - Class A	04/15/2011	04/26/2011	31,938.38	32,045.99	-107.61
65000 Sh. Hartford Life %Float 1/17/12	03/31/2011	07/26/2011	64,809.55	64,897.19	-87.64
80 Sh. Hertz Global Holdings Inc.	04/15/2010	02/24/2011	1,183.17	989.01	194.16
210 Sh Hertz Global Holdings Inc	04/15/2010	03/29/2011	3,213.99	2,596.14	617.85
150 Sh Hewlett-Packard Company	02/23/2011	03/29/2011	6,160.80	6,485.04	-324.24
530 Sh. Hewlett-Packard Company	02/23/2011	04/26/2011	21,546.15	22,913.81	-1,367.66
420 Sh Hewlett-Packard Company	02/23/2011	11/28/2011	11,062.58	18,158.11	-7,095.53
300 Sh Hewlett-Packard Company	02/24/2011	11/28/2011	7,901.85	12,913.56	-5,011.71
20 Sh Human Genome Sciences Inc	05/18/2010	02/24/2011	495.99	506.18	-10.19
50 Sh Human Genome Sciences Inc	05/18/2010	03/29/2011	1,340.79	1,265.45	75.34
190 Sh Human Genome Sciences Inc	05/18/2010	04/26/2011	5,518.50	4,808.71	709.79
10 Sh Hyundai Mobis	04/21/2010	03/29/2011	2,779.22	1,480.63	1,298.59
220 Sh. Hyundai Motor Co , Ltd. - 2nd	05/02/2011	11/29/2011	12,680.11	17,687.55	-5,007.44
310 Sh ING Groep	03/09/2011	03/29/2011	4,077.46	3,912.03	165.43
920 Sh. ING Groep	03/09/2011	04/27/2011	11,873.89	11,609.90	263.99
3290 Sh ING Groep	03/08/2011	11/25/2011	20,839.65	40,358.93	-19,519.28
13710 Sh ING Groep	03/09/2011	11/25/2011	86,842.41	173,012.68	-86,170.27
9440 Sh ING Groep	08/09/2011	11/25/2011	59,795.21	80,695.57	-20,900.36
7020 Sh. Intesa Sanpaolo - RNC	08/02/2010	07/13/2011	13,201.35	18,879.07	-5,677.72
7020 Sh Intesa Sanpaolo Rts 06/03/11	08/02/2010	06/01/2011	1,118.27	0.00	1,118.27
170 Sh. Korea Electric Power Corp	09/09/2010	02/24/2011	4,248.70	4,282.00	-33.30
150 Sh. Korea Electric Power Corp	09/09/2010	03/29/2011	3,563.68	3,778.23	-214.55
250 Sh Korea Electric Power Corp	09/08/2010	04/27/2011	5,978.88	6,240.44	-261.56
360 Sh. Korea Electric Power Corp	09/09/2010	04/27/2011	8,609.59	9,067.75	-458.16
870 Sh Korea Electric Power Corp	06/24/2011	11/29/2011	19,462.02	23,073.17	-3,611.15
50 Sh. LG Electronics Inc - PFD	03/09/2011	03/29/2011	1,751.42	1,877.23	-125.81
150 Sh LG Electronics Inc - PFD	03/09/2011	04/27/2011	4,980.87	5,631.69	-650.82
210 Sh LG Electronics Inc. - PFD	03/09/2011	11/29/2011	4,157.78	7,884.37	-3,726.59
0.2388 Sh LG Electronics Rts 12/21/11	03/09/2011	11/17/2011	0.00	0.00	0.00
213 0397 Sh. LG Electronics Rts 12/21/11	03/09/2011	12/06/2011	3,793.32	0.00	3,793.32
50 9603 Sh. LG Electronics Rts 12/21/11	03/15/2011	12/06/2011	907.38	0.00	907.38
260 Sh Microsoft Corp	06/14/2010	03/29/2011	6,620.77	6,697.39	-76.62

Run Date 01/18/2013 01:38 PM

Trust For Mutual Understanding (1060)**EIN: 13-3212724****Schedule D - Attachment
Rockefeller Trust Company, N.A.****From: 01/01/2011 To: 12/31/2011**

Description of Property	Date Acquired	Date Sold	Sales Price	Cost or Other Basis	Gain or (Loss)
Short Term					
Regular Gain/Loss					
100 Sh. Mitsui & Co , Ltd.	03/16/2011	03/29/2011	1,767 13	1,687.12	80 01
700 Sh Mitsui & Co , Ltd.	03/16/2011	04/27/2011	12,086 06	11,809.86	276.20
800 Sh Mitsui & Co , Ltd.	03/16/2011	11/29/2011	11,761 69	13,496 98	-1,735.29
520 Sh. Morgan Stanley	08/09/2011	11/28/2011	7,045 24	8,937 76	-1,892 52
60 Sh MSCI Inc.	12/08/2010	02/24/2011	2,158 15	2,224.61	-66.46
60 Sh MSCI Inc	12/08/2010	03/29/2011	2,196.49	2,224.61	-28 12
220 Sh MSCI Inc.	12/08/2010	04/26/2011	7,587.67	8,156 92	-569 25
210 Sh. MSCI Inc.	12/08/2010	11/28/2011	6,735 14	7,786 15	-1,051 01
260 Sh. NetApp, Inc	09/08/2011	11/28/2011	9,219 42	9,473 91	-254 49
1000 Sh. NGK Insulators Ltd.	03/17/2011	04/27/2011	16,623.64	15,441.67	1,181 97
1000 Sh. NGK Insulators Ltd	03/17/2011	11/29/2011	10,664 47	15,441 67	-4,777 20
10 Sh Oceaneering International, Inc	05/18/2010	02/24/2011	775 58	568 79	206 79
20 Sh. Oceaneering International, Inc	05/18/2010	03/29/2011	1,752.49	1,137.58	614 91
80 Sh. Oceaneering International, Inc	05/18/2010	04/26/2011	7,067.87	4,550.32	2,517 55
180 Sh Pfizer Inc	11/01/2010	02/24/2011	3,393 42	3,197.11	196 31
210 Sh Pfizer Inc.	11/01/2010	03/29/2011	4,271 78	3,729 96	541.82
610 Sh. Pfizer Inc	10/29/2010	04/26/2011	12,285 65	10,685.43	1,600 22
290 Sh. Pfizer Inc.	11/01/2010	04/26/2011	5,840 72	5,150.89	689 83
120 Sh. Philippine Long Dist Tele Co	09/20/2010	03/29/2011	5,868 57	6,936 38	-1,067 81
70 Sh. Philippine Long Dist Tele Co	09/16/2010	04/26/2011	3,977 32	3,998.37	-21 05
10 Sh Philippine Long Dist Tele Co	09/20/2010	04/26/2011	568 19	578 03	-9.84
1070 Sh Prudential plc	11/08/2011	11/29/2011	9,943.47	11,117 76	-1,174 29
60 Sh Quest Diagnostics Incorporated	03/09/2011	03/29/2011	3,420 76	3,450 26	-29.50
200 Sh. Quest Diagnostics Incorporated	03/09/2011	04/26/2011	11,097 78	11,500.86	-403 08
310 Sh Quest Diagnostics Incorporated	03/09/2011	11/28/2011	17,282 17	17,826 33	-544.16
50 Sh. Regeneron Pharmaceuticals	12/03/2010	02/24/2011	1,797.46	1,493 00	304.46
40 Sh Regeneron Pharmaceuticals	12/03/2010	03/29/2011	1,720.51	1,194.40	526 11
170 Sh Regeneron Pharmaceuticals	12/03/2010	04/26/2011	8,851 72	5,076.22	3,775 50
170 Sh Regeneron Pharmaceuticals	12/03/2010	11/28/2011	9,698.67	5,076 22	4,622.45
0.7263 Sh. Royal Dutch Shell PLC-ADR A	09/19/2011	09/20/2011	48 22	47.77	0 45
250 Sh Santos Limited	03/09/2011	03/29/2011	3,995 43	3,746 01	249 42
780 Sh. Santos Limited	03/09/2011	04/27/2011	13,497.63	11,687.56	1,810 07
790 Sh Santos Limited	03/09/2011	11/29/2011	9,963 75	11,837.40	-1,873.65
5500 Sh Semen Gresik (Persero) Tbk	03/31/2011	04/27/2011	6,022.91	5,846 40	176 51
2000 Sh. Semen Gresik (Persero) Tbk	03/24/2011	11/29/2011	1,922 85	2,118 54	-195 69
4500 Sh. Semen Gresik (Persero) Tbk	03/31/2011	11/29/2011	4,326 42	4,783 42	-457 00
20 Sh Thermo Fisher Scientific Inc.	08/26/2010	02/24/2011	1,105.17	869 50	235 67

Run Date. 01/18/2013 01.38 PM

Trust For Mutual Understanding (1060)
EIN: 13-3212724

Schedule D - Attachment
Rockefeller Trust Company, N.A.

From: 01/01/2011 To: 12/31/2011

Description of Property	Date Acquired	Date Sold	Sales Price	Cost or Other Basis	Gain or (Loss)
Short Term					
Regular Gain/Loss					
60 Sh. Thermo Fisher Scientific Inc.	08/26/2010	03/29/2011	3,271.34	2,608.51	662.83
270 Sh Thermo Fisher Scientific Inc.	08/26/2010	04/26/2011	15,694.79	11,738.28	3,956.51
200000 Sh United Tech 5.375% 12/15/17	02/04/2011	09/01/2011	237,250.00	222,186.24	15,063.76
450000 Sh US Treas Infl 2.125% 01/15/19	05/18/2011	06/15/2011	535,430.86	528,096.43	7,334.43
110000 Sh. US Treas N/B 1.75% 04/15/13	06/20/2011	10/11/2011	112,393.36	112,320.58	72.78
400 Sh Vedanta Resources PLC	04/01/2011	04/27/2011	15,540.11	15,493.57	46.54
700 Sh Wells Fargo Company	08/09/2011	11/28/2011	16,729.81	16,910.81	-181.00
1300 Sh. Wynn Macau, Limited	10/11/2010	02/24/2011	3,456.00	2,672.20	783.80
600 Sh. Wynn Macau, Limited	10/11/2010	03/29/2011	1,651.08	1,233.32	417.76
2700 Sh Wynn Macau, Limited	10/11/2010	04/27/2011	9,532.75	5,549.95	3,982.80
Regular Gain/Loss Totals:					-230,836.22
Account Totals:			3,345,262.48	3,576,098.70	-230,836.22

Run Date. 01/18/2013 01:38 PM

Trust For Mutual Understanding (1060)
EIN: 13-3212724

Schedule D - Attachment
Rockefeller Trust Company, N.A.

From: 01/01/2011 To: 12/31/2011

Description of Property	Date Acquired	Date Sold	Sales Price	Cost or Other Basis	Gain or (Loss)
Long Term					
Regular Gain/Loss					
20 Sh. Advance Auto Parts, Inc	11/04/2009	02/24/2011	1,226.77	766 51	460 26
50 Sh. Advance Auto Parts, Inc	11/04/2009	03/29/2011	3,276.69	1,916 28	1,360.41
190 Sh. Advance Auto Parts, Inc	11/04/2009	04/26/2011	12,532 15	7,281 88	5,250 27
240 Sh. Advance Auto Parts, Inc	11/04/2009	11/28/2011	16,095 19	9,198 17	6,897.02
10 Sh. Alexion Pharmaceuticals, Inc.	10/16/2009	02/24/2011	919 88	460.04	459 84
210 Sh. Alexion Pharmaceuticals, Inc	10/15/2009	03/08/2011	20,931 41	9,607 42	11,323.99
720 Sh. Alexion Pharmaceuticals, Inc	10/16/2009	03/08/2011	71,764 84	33,122 74	38,642.10
20 Sh. Alexion Pharmaceuticals, Inc.	10/15/2009	03/29/2011	1,939 13	914 99	1,024.14
60 Sh. Alexion Pharmaceuticals, Inc	10/15/2009	04/26/2011	5,632 09	2,744 98	2,887.11
110 Sh. Alexion Pharmaceuticals, Inc.	10/15/2009	11/28/2011	7,356.66	2,516 23	4,840 43
450 Sh. Allstate Corporation	04/28/2010	11/28/2011	11,299 28	15,302 56	-4,003 28
160 Sh. Ameriprise Financial, Inc.	09/30/2009	02/24/2011	10,128.23	5,861 89	4,266 34
610 Sh. Ameriprise Financial, Inc.	09/30/2009	03/08/2011	38,633 18	22,348 45	16,284.73
4670 Sh. Ameriprise Financial, Inc.	09/30/2009	03/09/2011	291,499 07	171,093.85	120,405 22
660 Sh. Ameriprise Financial, Inc.	10/05/2009	03/09/2011	41,196 87	23,711.89	17,484 98
100 Sh. Anadarko Petroleum Corporation	10/16/2009	02/24/2011	7,849 92	6,654.53	1,195 39
140 Sh. Anadarko Petroleum Corporation	10/15/2009	03/08/2011	11,126.68	9,278 91	1,847.77
1730 Sh. Anadarko Petroleum Corporation	10/16/2009	03/08/2011	137,493 95	115,123 37	22,370 58
90 Sh. Anadarko Petroleum Corporation	10/15/2009	03/29/2011	7,475 55	5,965.01	1,510 54
280 Sh. Anadarko Petroleum Corporation	10/15/2009	04/26/2011	22,228 77	18,557 81	3,670.96
280 Sh. Anadarko Petroleum Corporation	10/15/2009	11/28/2011	20,954 59	18,557.81	2,396 78
50 Sh. Annaly Mortgage Management Inc	04/18/2008	02/24/2011	883 98	854 57	29 41
5080 Sh. Annaly Mortgage Management Inc	04/18/2008	03/08/2011	89,920 37	86,823 80	3,096 57
2910 Sh. Annaly Mortgage Management Inc	04/23/2008	03/08/2011	51,509 50	49,450 50	2,059.00
670 Sh. Annaly Mortgage Management Inc	05/16/2008	03/08/2011	11,859 58	11,423.50	436.08
230 Sh. Annaly Mortgage Management Inc	07/01/2008	03/08/2011	4,071.20	3,536 30	534.90
600 Sh. Annaly Mortgage Management Inc	03/31/2009	03/08/2011	10,620.51	8,176.14	2,444 37
480 Sh. Annaly Mortgage Management Inc	07/01/2009	03/08/2011	8,496 41	7,315.20	1,181 21
30 Sh. Apache Corporation	06/01/2009	02/24/2011	3,619 43	2,575.17	1,044.26
40 Sh. Apache Corporation	06/01/2009	03/29/2011	5,115 02	3,433.57	1,681 45
70 Sh. Apache Corporation	08/14/2007	04/26/2011	8,806.53	5,646 42	3,160 11
110 Sh. Apache Corporation	06/01/2009	04/26/2011	13,838 83	9,442 30	4,396 53
430 Sh. Apache Corporation	06/17/2010	11/28/2011	38,748 88	41,725 57	-2,976 69
240 Sh. Apache Corporation	06/23/2010	11/28/2011	21,627 28	22,099.68	-472 40
90 Sh. Apple Inc	04/27/2010	11/28/2011	33,718 71	23,628 89	10,089.82
320 Sh. Avery Dennison Corp	07/29/2009	02/24/2011	12,512 61	9,484 42	3,028.19
540 Sh. Avery Dennison Corp.	07/29/2009	03/23/2011	22,333.86	16,004 95	6,328.91

Run Date 01/18/2013 01 38 PM

Trust For Mutual Understanding (1060)
EIN: 13-3212724

Schedule D - Attachment
Rockefeller Trust Company, N.A.

From: 01/01/2011 To: 12/31/2011

Description of Property	Date Acquired	Date Sold	Sales Price	Cost or Other Basis	Gain or (Loss)
Long Term					
Regular Gain/Loss					
1370 Sh Avery Dennison Corp.	07/28/2009	03/24/2011	56,404 15	40,502.54	15,901 61
1600 Sh Avery Dennison Corp.	07/29/2009	03/24/2011	65,873 45	47,422 08	18,451.37
180 Sh Avery Dennison Corp	07/28/2009	03/25/2011	7,421.91	5,321 50	2,100 41
1900 Sh Avery Dennison Corp	07/30/2009	03/25/2011	78,342 33	55,220 27	23,122 06
1410 Sh Avery Dennison Corp.	07/30/2009	03/28/2011	57,947.63	40,979 25	16,968.38
1270 Sh Avery Dennison Corp.	07/30/2009	03/29/2011	51,725.60	36,910 39	14,815 21
50000 Sh. Avon Products 6.50% due 3/1/19	02/25/2009	07/13/2011	57,764.00	49,485 50	8,278.50
70 Sh Baker Hughes Incorporated	06/14/2010	11/28/2011	3,552 19	2,999 32	552 87
300 Sh Baker Hughes Incorporated	06/15/2010	11/28/2011	15,223 65	12,819.60	2,404.05
120 Sh Bank of America Corporation	08/28/2009	02/24/2011	1,669 48	2,158.00	-488.52
250 Sh Bank of America Corporation	08/28/2009	03/29/2011	3,321 19	4,495.83	-1,174 64
1070 Sh Bank of America Corporation	08/28/2009	04/26/2011	13,087.12	19,242 13	-6,155 01
1080 Sh Bank of America Corporation	08/28/2009	08/10/2011	7,425.18	19,421.96	-11,996.78
14010 Sh Bank of America Corporation	08/31/2009	08/10/2011	96,321.10	248,673.30	-152,352 20
4520 Sh Bank of America Corporation	10/29/2009	08/10/2011	31,075 76	69,375 67	-38,299 91
40 Sh BioMarin Pharmaceutical Inc.	10/03/2008	02/24/2011	980.78	1,028 80	-48 02
50 Sh BioMarin Pharmaceutical Inc	10/03/2008	03/29/2011	1,215.73	1,286.00	-70.27
20 Sh BioMarin Pharmaceutical Inc	10/08/2008	03/29/2011	486 29	486 89	-0 60
290 Sh BioMarin Pharmaceutical Inc	10/08/2008	04/26/2011	7,560 15	7,059 85	500.30
360 Sh BioMarin Pharmaceutical Inc.	10/08/2008	11/28/2011	12,055 84	8,763 95	3,291 89
30 Sh BNP Paribas	05/08/2009	02/24/2011	2,255.05	1,922.63	332 42
60 Sh BNP Paribas	05/08/2009	03/29/2011	4,456 97	3,845 25	611.72
270 Sh BNP Paribas	05/08/2009	04/27/2011	20,532 18	17,303 63	3,228 55
1120 Sh BNP Paribas	05/08/2009	08/04/2011	64,388 65	71,778.01	-7,389 36
1700 Sh BNP Paribas	05/11/2010	08/04/2011	97,732.76	111,457 73	-13,724.97
90 Sh BNP Paribas	05/12/2010	08/04/2011	5,174 09	6,015.68	-841.59
2050 Sh BNP Paribas	05/08/2009	08/10/2011	113,256 01	131,379.40	-18,123.39
28 9655 Sh Boskalis Westminster - CVA	05/14/2007	02/24/2011	1,462 76	999 26	463 50
1.0345 Sh Boskalis Westminster - CVA	05/15/2007	02/24/2011	52 24	36 14	16 10
60 Sh Boskalis Westminster - CVA	05/14/2007	03/29/2011	3,091 48	2,069.90	1,021 58
270 Sh Boskalis Westminster - CVA	05/14/2007	04/27/2011	14,409 62	9,314 57	5,095 05
340 Sh Boskalis Westminster - CVA	05/14/2007	11/29/2011	10,619 03	11,729.46	-1,110.43
40 Sh CareFusion Corporation	09/02/2009	04/26/2011	1,174 79	744.76	430 03
710 Sh CareFusion Corporation	11/03/2010	11/28/2011	16,742 05	16,766 22	-24 17
450 Sh Centrica plc	12/29/2008	02/24/2011	2,423.81	1,710.85	712 96
980 Sh Centrica plc	12/29/2008	03/29/2011	5,010 77	3,725 86	1,284.91
1140 Sh Centrica plc	12/18/2008	04/27/2011	6,109 94	4,329 47	1,780.47

Run Date 01/18/2013 01 38 PM

Trust For Mutual Understanding (1060)

EIN: 13-3212724

**Schedule D - Attachment
Rockefeller Trust Company, N.A.**

From: 01/01/2011 To: 12/31/2011

Description of Property	Date Acquired	Date Sold	Sales Price	Cost or Other Basis	Gain or (Loss)
Long Term					
Regular Gain/Loss					
3040 Sh. Centrica plc	12/29/2008	04/27/2011	16,293 17	11,557 78	4,735 39
40 Sh Chevron Corporation	07/02/2003	02/24/2011	4,083.52	1,439 60	2,643 92
50 Sh Chevron Corporation	07/02/2003	03/29/2011	5,364.40	1,799 50	3,564 90
250 Sh Chevron Corporation	07/02/2003	04/26/2011	27,147.00	8,997 50	18,149 50
860 Sh. Chevron Corporation	07/02/2003	11/28/2011	81,812.29	30,951 40	50,860 89
16120 Sh. China High Speed Transmission	03/17/2010	03/22/2011	25,148.91	34,373 16	-9,224 25
11000 Sh. China High Speed Transmission	03/18/2010	03/22/2011	17,161 16	24,047 31	-6,886 15
7000 Sh. China High Speed Transmission	03/19/2010	03/22/2011	10,920 74	15,395 41	-4,474 67
8880 Sh China High Speed Transmission	03/17/2010	03/23/2011	13,778 89	18,935.09	-5,156.20
330 Sh Chunghwa Telecom Ltd ADR	04/23/2010	04/26/2011	10,427.79	8,139.86	2,287.93
100 Sh Chunghwa Telecom Ltd ADR	04/23/2010	11/28/2011	3,278 93	2,466 63	812.30
530 Sh Cisco Systems, Inc	07/01/2009	02/24/2011	9,715.66	10,014 62	-298.96
240 Sh Cisco Systems, Inc	07/01/2009	03/29/2011	4,154 97	4,534 92	-379 95
860 Sh Cisco Systems, Inc	03/18/2005	04/26/2011	15,075 51	15,397 44	-321 93
170 Sh Cisco Systems, Inc	07/01/2009	04/26/2011	2,980.04	3,212 23	-232.19
110 Sh. Cisco Systems, Inc.	03/18/2005	11/28/2011	1,961 33	1,969 44	-8 11
3640 Sh. Cisco Systems, Inc.	11/22/2005	11/28/2011	64,902.13	62,825 31	2,076 82
2720 Sh. CIT Group, Inc	03/15/2010	03/22/2011	113,986.48	99,991 83	13,994.65
1290 Sh CIT Group, Inc.	03/15/2010	03/23/2011	53,691 22	47,422 59	6,268.63
80 Sh Comcast Corporation - CL A	12/10/2007	02/24/2011	1,993 56	1,475.02	518 54
180 Sh. Comcast Corporation - CL A	12/10/2007	03/29/2011	4,400 99	3,318.79	1,082 20
790 Sh. Comcast Corporation - CL A	12/10/2007	04/26/2011	20,129.52	14,565.78	5,563.74
980 Sh Comcast Corporation - CL A	12/10/2007	11/28/2011	21,187 19	18,068.94	3,118.25
60 Sh. Comerica Incorporated	03/16/2010	03/29/2011	2,181.86	2,275 66	-93 80
280 Sh. Comerica Incorporated	03/16/2010	04/26/2011	10,368.23	10,619.76	-251.53
340 Sh Comerica Incorporated	03/16/2010	11/28/2011	7,972 85	12,895.42	-4,922.57
200000 Sh ConocoPhillip 5 20% 5/15/18	05/06/2008	07/21/2011	226,096 00	200,450.45	25,645 55
20 Sh Continental Resources, Inc	07/08/2009	02/24/2011	1,342 17	471 56	870 61
60 Sh. Continental Resources, Inc	07/08/2009	03/29/2011	4,280.48	1,414 67	2,865 81
230 Sh Continental Resources, Inc	07/08/2009	04/26/2011	15,687 39	5,422 89	10,264.50
300 Sh Continental Resources, Inc	07/08/2009	11/28/2011	19,258 34	7,073 34	12,185 00
40 Sh Covidien Limited	11/25/2008	02/24/2011	2,009.56	1,481 62	527 94
70 Sh. Covidien PLC	11/25/2008	03/29/2011	3,647 50	2,592 83	1,054 67
310 Sh Covidien PLC	11/25/2008	04/26/2011	17,217.06	11,482.52	5,734 54
410 Sh. Covidien PLC	11/25/2008	11/28/2011	18,116 24	15,186 56	2,929.68
260 Sh Credit Suisse Group	06/20/2005	02/24/2011	11,956.43	10,399 46	1,556 97
50 Sh Credit Suisse Group	06/20/2005	03/29/2011	2,128.06	1,999.90	128 16

Run Date: 01/18/2013 01 38 PM

Trust For Mutual Understanding (1060)

EIN: 13-3212724

Schedule D - Attachment Rockefeller Trust Company, N.A.

From: 01/01/2011 To: 12/31/2011

Description of Property	Date Acquired	Date Sold	Sales Price	Cost or Other Basis	Gain or (Loss)
Long Term					
Regular Gain/Loss					
260 Sh. Credit Suisse Group	06/20/2005	04/27/2011	11,689.13	10,399.46	1,289.67
2110 Sh. Credit Suisse Group	06/20/2005	11/08/2011	55,553.02	84,395.64	-28,842.62
2470 Sh. Credit Suisse Group	06/20/2005	11/09/2011	60,633.29	98,794.90	-38,161.61
210 Sh. Credit Suisse Group	03/31/2009	11/09/2011	5,155.06	6,038.50	-883.44
250000 Sh. CSX Corp Debt 5.75% 3/15/13	09/04/2007	07/08/2011	269,300.00	249,771.85	19,528.15
125000 Sh. CVS Caremark 5.75% 06/01/17	03/15/2010	06/07/2011	141,657.50	133,580.36	8,077.14
50000 Sh. CVS Corp, 5.75%	02/10/2009	08/15/2011	50,000.00	50,001.93	-1.93
125000 Sh. Deluxe Corp 5 15% 10/1/14	07/13/2005	03/07/2011	126,000.00	123,206.20	2,793.80
100000 Sh. Dominion Res, 6.4% Due 6/15/18	03/18/2009	08/11/2011	120,716.00	99,657.84	21,058.16
125000 Sh. Emerson Elect 4.875% 10/15/19	03/06/2009	08/17/2011	142,970.00	126,181.14	16,788.86
20 Sh. FedEx Corporation	02/09/2010	02/24/2011	1,798.56	1,564.58	233.98
50 Sh. FedEx Corporation	02/09/2010	03/29/2011	4,640.37	3,911.45	728.92
180 Sh. FedEx Corporation	02/09/2010	04/26/2011	17,013.27	14,081.22	2,932.05
230 Sh. FedEx Corporation	02/09/2010	11/28/2011	18,029.37	17,992.67	36.70
200000 Sh. FFCB 3 625% 11/16/16	11/03/2009	11/16/2011	200,000.00	200,000.00	0.00
125000 Sh. FFCB 5 00% 2/23/23	02/07/2008	07/20/2011	131,750.00	125,000.00	6,750.00
6200 Sh. Galaxy Entertainment Group Ltd	10/13/2010	11/29/2011	11,025.03	5,585.33	5,439.70
8000 Sh. GE Cap Corp. 6.05% Pfd. 2/6/47	01/30/2007	05/13/2011	206,396.03	200,000.00	6,396.03
500000 Sh. General Dynamics Corp Nt, 4.25	04/01/2004	07/07/2011	532,115.00	498,216.78	33,898.22
400000 Sh. General Elec Cap Corp 5 72%	08/16/2006	08/22/2011	400,000.00	400,000.00	0.00
242000 Sh. General Mills, 6.00% 02/15/12	02/17/2005	06/15/2011	250,731.36	244,322.93	6,408.43
61 31 Sh. GNMA Pool #550414, 6.500%,	04/30/2001	01/01/2011	61.31	61.75	-0.44
62 77 Sh. GNMA Pool #550414, 6.500%,	04/30/2001	02/01/2011	62.77	63.22	-0.45
62.04 Sh. GNMA Pool #550414, 6.500%,	04/30/2001	03/01/2011	62.04	62.48	-0.44
129 82 Sh. GNMA Pool #550414, 6.500%,	04/30/2001	04/01/2011	129.82	130.73	-0.91
63 54 Sh. GNMA Pool #550414, 6.500%,	04/30/2001	05/01/2011	63.54	63.97	-0.43
64.72 Sh. GNMA Pool #550414, 6.500%,	04/30/2001	06/01/2011	64.72	65.16	-0.44
437 76 Sh. GNMA Pool #550414, 6.500%,	04/30/2001	07/01/2011	437.76	440.68	-2.92
2345 26 Sh. GNMA Pool #550414, 6.500%,	04/30/2001	08/01/2011	2,345.26	2,360.63	-15.37
1474 54 Sh. GNMA Pool #550414, 6.500%,	04/30/2001	08/31/2011	1,469.01	1,484.01	-15.00
20 Sh. Goldman Sachs Group	03/13/2009	03/29/2011	3,162.21	1,954.12	1,208.09
70 Sh. Goldman Sachs Group	03/13/2009	04/26/2011	10,740.79	6,839.42	3,901.37
100 Sh. Goldman Sachs Group	03/13/2009	11/28/2011	8,947.05	9,770.60	-823.55
10 Sh. Google Inc - Class A	11/05/2007	02/24/2011	6,085.88	7,173.43	-1,087.55
10 Sh. Google Inc - Class A	11/05/2007	03/29/2011	5,814.19	7,173.43	-1,359.24
60 Sh. Google Inc - Class A	11/05/2007	11/28/2011	35,117.32	43,040.55	-7,923.23
100000 Sh. Harsco 5 75% 5/15/2018	05/12/2008	08/01/2011	111,642.00	99,920.83	11,721.17

Run Date 01/18/2013 01:38 PM

Trust For Mutual Understanding (1060)
EIN: 13-3212724

Schedule D - Attachment
Rockefeller Trust Company, N.A.

From: 01/01/2011 To: 12/31/2011

Description of Property	Date Acquired	Date Sold	Sales Price	Cost or Other Basis	Gain or (Loss)
Long Term					
Regular Gain/Loss					
480 Sh Hertz Global Holdings Inc.	04/14/2010	04/26/2011	8,227 09	5,841.98	2,385 11
400 Sh. Hertz Global Holdings Inc	04/15/2010	04/26/2011	6,855 90	4,945.04	1,910.86
1100 Sh. Hertz Global Holdings Inc	04/14/2010	11/28/2011	11,362.77	13,387 88	-2,025 11
200000 Sh. Hewlett-Packard Float% 3/1/12	04/03/2007	06/23/2011	200,134.00	200,000.00	134 00
290 Sh. Honeywell Inc.	12/19/2005	02/24/2011	16,370 21	10,991 17	5,379.04
110 Sh Honeywell Inc	12/19/2005	03/29/2011	6,535 42	4,169 07	2,366.35
450 Sh Honeywell Inc	12/19/2005	04/26/2011	27,868 01	17,055.27	10,812.74
1310 Sh Honeywell Inc	12/19/2005	11/28/2011	67,144 98	49,649 79	17,495 19
130000 Sh HSBC Finance Corp 5% 3/15/12	03/04/2008	05/12/2011	133,939 00	130,000 00	3,939 00
592000 Sh Hudson United Bank Sub Notes S	12/29/2003	05/12/2011	627,372 00	602,320 66	25,051 34
3530 Sh Human Genome Sciences Inc	05/18/2010	08/25/2011	45,155.24	89,340 77	-44,185 53
170 Sh. Hyundai Mobis	04/21/2010	04/26/2011	60,300 35	25,170 64	35,129 71
180 Sh Hyundai Mobis	04/21/2010	04/27/2011	61,414 20	26,651.27	34,762 93
130 Sh Hyundai Mobis	04/20/2010	04/28/2011	45,146.62	19,107.11	26,039 51
110 Sh Hyundai Mobis	04/21/2010	04/28/2011	38,200.98	16,286.89	21,914.09
340 Sh. Hyundai Mobis	04/20/2010	04/29/2011	117,353 79	49,972.44	67,381 35
170 Sh Hyundai Mobis	04/20/2010	05/02/2011	58,029 87	24,986 22	33,043.65
2400 Sh. Intel Corp	12/19/2008	02/23/2011	50,608 06	35,133 12	15,474.94
5140 Sh. Intel Corp	12/19/2008	02/24/2011	108,801 94	75,243 44	33,558.50
2420 Sh Intel Corp	12/22/2008	02/24/2011	51,225 82	34,789.92	16,435 90
70 Sh InterContinental Hotels Group	05/12/2009	02/24/2011	1,499.37	734.25	765 12
170 Sh. InterContinental Hotels Group	05/12/2009	03/29/2011	3,399.40	1,783 17	1,616 23
710 Sh. InterContinental Hotels Group	05/12/2009	04/27/2011	15,292 74	7,447 36	7,845 38
1040 Sh InterContinental Hotels Group	05/12/2009	11/29/2011	16,892.15	10,908 80	5,983 35
240 Sh. Intertek Group plc	12/11/2009	03/29/2011	7,739 45	4,771.17	2,968 28
130 Sh Intertek Group plc	12/15/2009	03/29/2011	4,192 20	2,596.18	1,596.02
190 Sh Intertek Group plc	12/24/2009	03/29/2011	6,127 07	3,783 33	2,343.74
160 Sh. Intertek Group plc	12/29/2009	03/29/2011	5,159 64	3,188.07	1,971 57
420 Sh. Intertek Group plc	12/11/2009	04/27/2011	14,689 25	8,349.54	6,339 71
1410 Sh Intesa Sanpaolo - RNC	01/20/2010	02/24/2011	3,971.87	4,789 38	-817 51
1180 Sh. Intesa Sanpaolo - RNC	01/20/2010	03/29/2011	3,155 04	4,008 13	-853 09
5000 Sh Intesa Sanpaolo - RNC	01/20/2010	04/27/2011	13,578 72	16,983.62	-3,404 90
1510 Sh Intesa Sanpaolo - RNC	01/20/2010	07/13/2011	2,839 61	5,129.05	-2,289 44
12600 Sh. Intesa Sanpaolo - RNC	01/21/2010	07/13/2011	23,694 73	42,374 74	-18,680 01
13480 Sh. Intesa Sanpaolo - RNC	01/21/2010	07/14/2011	24,867.90	45,334 24	-20,466.34
8620 Sh Intesa Sanpaolo - RNC	01/21/2010	07/15/2011	15,899 87	28,989 70	-13,089 83
4260 Sh Intesa Sanpaolo - RNC	01/21/2010	07/18/2011	7,426.25	14,326 70	-6,900 45

Run Date: 01/18/2013 01 38 PM

Trust For Mutual Understanding (1060)
EIN: 13-3212724

Schedule D - Attachment
Rockefeller Trust Company, N.A.

From: 01/01/2011 To: 12/31/2011

Description of Property	Date Acquired	Date Sold	Sales Price	Cost or Other Basis	Gain or (Loss)
Long Term					
Regular Gain/Loss					
8120 Sh Intesa Sanpaolo - RNC	01/22/2010	07/18/2011	14,155 20	26,246 08	-12,090 88
15790 Sh. Intesa Sanpaolo - RNC	05/12/2010	07/18/2011	27,525 93	38,979.40	-11,453 47
4810 Sh. Intesa Sanpaolo - RNC	05/11/2010	07/19/2011	8,459 26	11,701 35	-3,242 09
6450 Sh. Intesa Sanpaolo - RNC	05/12/2010	07/19/2011	11,343 50	15,922 56	-4,579 06
9420 Sh. Intesa Sanpaolo - RNC	05/11/2010	07/20/2011	17,673.56	22,916 17	-5,242 61
1510 Sh Intesa Sanpaolo Rts 06/03/11	01/20/2010	06/01/2011	240 54	0 00	240 54
38960 Sh Intesa Sanpaolo Rts 06/03/11	01/21/2010	06/01/2011	6,206 22	0 00	6,206 22
8120 Sh. Intesa Sanpaolo Rts 06/03/11	01/22/2010	06/01/2011	1,293 49	0 00	1,293 49
14230 Sh Intesa Sanpaolo Rts 06/03/11	05/11/2010	06/01/2011	2,266 80	0 00	2,266 80
22240 Sh Intesa Sanpaolo Rts 06/03/11	05/12/2010	06/01/2011	3,542 77	0.00	3,542 77
440 Sh Johnson Matthey PLC	11/02/2006	03/29/2011	13,112 07	12,099 41	1,012 66
440 Sh. Johnson Matthey PLC	11/03/2006	03/29/2011	13,112 06	12,084 65	1,027 41
430 Sh. Johnson Matthey PLC	11/03/2006	04/27/2011	13,891.95	11,810.00	2,081 95
500000 Sh. Kellogg Sen Nt, 4.25% 3/6/13	06/17/2009	07/07/2011	526,940 00	505,123 31	21,816 69
50 Sh. Mastercard Inc - Class A	09/30/2008	02/24/2011	12,229 26	8,947 59	3,281.67
20 Sh. Mastercard Inc - Class A	09/30/2008	03/29/2011	5,054 06	3,579 04	1,475 02
80 Sh. Mastercard Inc - Class A	09/30/2008	04/26/2011	22,111 57	14,316.14	7,795.43
330 Sh. Mastercard Inc - Class A	09/30/2008	11/08/2011	120,384 43	59,054 09	61,330 34
495 Sh. Mastercard Inc - Class A	09/30/2008	11/09/2011	178,779 73	88,581 14	90,198 59
30 Sh Mastercard Inc - Class A	09/30/2008	11/28/2011	10,714 29	5,368.55	5,345 74
160 Sh Microsoft Corp.	05/18/2004	02/24/2011	4,283 54	4,144.61	138.93
1110 Sh Microsoft Corp.	05/18/2004	04/26/2011	29,094.21	28,753 22	340.99
1330 Sh Microsoft Corp	05/18/2004	11/28/2011	32,851 43	34,452 05	-1,600.62
40 Sh Morgan Stanley	08/07/2009	02/24/2011	1,177 97	1,259 70	-81.73
80 Sh Morgan Stanley	08/07/2009	03/29/2011	2,165 65	2,519 39	-353 74
350 Sh. Morgan Stanley	08/07/2009	04/26/2011	9,051 94	11,022.34	-1,970 40
30 Sh. Newmont Mining Corporation	12/01/2006	02/24/2011	1,638.56	1,407.62	230 94
4830 Sh. Newmont Mining Corporation	12/01/2006	03/16/2011	248,916 99	226,627 46	22,289.53
150 Sh. Newmont Mining Corporation	03/31/2009	03/16/2011	7,730.34	6,799.56	930 78
320 Sh Newmont Mining Corporation	07/01/2009	03/16/2011	16,491.40	13,324.80	3,166 60
200000 Sh. Nova Scotia Province Notes	04/01/2004	10/26/2011	203,300 00	201,156 01	2,143.99
190 Sh. Novartis AG - ADR	08/09/2007	02/24/2011	10,423 68	10,513 33	-89 65
120 Sh Novartis AG - ADR	08/09/2007	03/29/2011	6,530.27	6,639.99	-109 72
480 Sh Novartis AG - ADR	08/07/2007	04/26/2011	27,787 28	26,432 93	1,354.35
530 Sh Novartis AG - ADR	08/07/2007	11/28/2011	27,921.72	29,186.35	-1,264.63
95000 Sh. NY Nassau BAB 5.375% 10/01/25	12/02/2009	11/21/2011	101,080 95	97,470.70	3,610 25
40 Sh NYSE Euronext	12/23/2009	02/24/2011	1,478.77	1,031 36	447 41

Run Date 01/18/2013 01 38 PM

Trust For Mutual Understanding (1060)
EIN: 13-3212724

Schedule D - Attachment
Rockefeller Trust Company, N.A.

From: 01/01/2011 To: 12/31/2011

Description of Property	Date Acquired	Date Sold	Sales Price	Cost or Other Basis	Gain or (Loss)
Long Term					
Regular Gain/Loss					
100 Sh. NYSE Euronext	12/23/2009	03/29/2011	3,524.75	2,578.41	946.34
380 Sh. NYSE Euronext	12/23/2009	04/26/2011	14,880.51	9,797.96	5,082.55
480 Sh. NYSE Euronext	12/23/2009	11/28/2011	12,878.25	12,376.37	501.88
210 Sh. Oceaneering International, Inc	05/18/2010	11/28/2011	9,061.32	5,972.30	3,089.02
100 Sh. OGX Petroleo E Gas Participaoe	12/30/2009	02/24/2011	1,162.80	971.80	191.00
200 Sh. OGX Petroleo E Gas Participaoe	12/30/2009	03/29/2011	2,361.01	1,943.61	417.40
800 Sh. OGX Petroleo E Gas Participaoe	12/30/2009	04/27/2011	8,729.49	7,774.42	955.07
100 Sh. OGX Petroleo E Gas Participaoe	10/16/2009	11/28/2011	746.33	923.04	-176.71
1100 Sh. OGX Petroleo E Gas Participaoe	12/30/2009	11/28/2011	8,209.69	10,689.83	-2,480.14
500000 Sh. Old Domin Elec.	09/12/2005	06/01/2011	500,000.00	500,000.00	0.00
100000 Sh. Pac Gas & Elec 8 25% 10/15/18	10/16/2008	07/21/2011	129,930.00	98,668.22	31,261.78
40 Sh. Pepsico, Inc	12/17/2008	02/24/2011	2,521.15	2,180.27	340.88
80 Sh. Pepsico, Inc	12/17/2008	03/29/2011	5,123.94	4,360.54	763.40
350 Sh. Pepsico, Inc	12/17/2008	04/26/2011	23,680.54	19,077.38	4,603.16
500 Sh. Pepsico, Inc	12/17/2008	11/28/2011	31,344.39	27,253.40	4,090.99
960 Sh. Pfizer Inc	10/29/2010	11/28/2011	18,191.75	16,816.42	1,375.33
40 Sh. Qualcomm Inc	02/09/2010	02/24/2011	2,315.55	1,517.14	798.41
90 Sh. Qualcomm Inc	02/09/2010	03/29/2011	4,843.15	3,413.56	1,429.59
370 Sh. Qualcomm Inc	02/09/2010	04/26/2011	21,163.63	14,033.51	7,130.12
470 Sh. Qualcomm Inc.	02/09/2010	11/28/2011	25,177.74	17,826.35	7,351.39
560 Sh. Regeneron Pharmaceuticals	12/03/2010	12/06/2011	30,612.43	16,721.66	13,890.77
2670 Sh. Republic Services Inc. Cl A	04/11/2007	02/22/2011	78,789.92	72,884.59	5,905.33
490 Sh. Republic Services Inc. Cl A	03/31/2009	02/22/2011	14,459.57	8,402.32	6,057.25
900 Sh. Republic Services Inc. Cl A	06/01/2009	02/22/2011	26,558.40	20,946.60	5,611.80
990 Sh. Republic Services Inc. Cl A	07/01/2009	02/22/2011	29,214.24	24,004.93	5,209.31
100 Sh. Royal Dutch Shell PLC-ADR A	01/05/2009	02/24/2011	7,044.87	5,493.54	1,551.33
60 Sh. Royal Dutch Shell PLC-ADR A	01/05/2009	03/29/2011	4,333.41	3,296.12	1,037.29
270 Sh. Royal Dutch Shell PLC-ADR A	01/05/2009	04/26/2011	20,403.50	14,832.56	5,570.94
10 Sh. Schneider Electric SA	06/01/2009	02/24/2011	1,572.14	761.33	810.81
30 Sh. Schneider Electric SA	06/01/2009	03/29/2011	4,975.07	2,283.99	2,691.08
60 Sh. Schneider Electric SA	04/04/2003	04/27/2011	10,348.86	2,820.44	7,528.42
70 Sh. Schneider Electric SA	06/01/2009	04/27/2011	12,073.67	5,329.32	6,744.35
880 Sh. Schneider Electric SA	04/04/2003	11/25/2011	42,095.20	20,683.21	21,411.99
400 Sh. Schneider Electric SA	04/04/2003	11/28/2011	19,599.98	9,401.46	10,198.52
890 Sh. Schneider Electric SA	04/04/2003	12/15/2011	43,440.30	20,918.25	22,522.05
440 Sh. Schneider Electric SA	04/04/2003	12/16/2011	21,576.33	10,341.61	11,234.72
1330 Sh. Schneider Electric SA	04/04/2003	12/19/2011	64,628.29	31,259.86	33,368.43

Run Date: 01/18/2013 01:38 PM

Trust For Mutual Understanding (1060)**EIN: 13-3212724****Schedule D - Attachment
Rockefeller Trust Company, N.A.****From: 01/01/2011 To: 12/31/2011**

Description of Property	Date Acquired	Date Sold	Sales Price	Cost or Other Basis	Gain or (Loss)
Long Term					
Regular Gain/Loss					
920 Sh. Schneider Electric SA	04/04/2003	12/20/2011	46,400.18	21,623.36	24,776.82
70 Sh SKF AB - B shs	02/03/2010	02/24/2011	1,831.05	1,125.44	705.61
140 Sh SKF AB - B shs	02/03/2010	03/29/2011	3,973.88	2,250.87	1,723.01
600 Sh SKF AB - B shs	02/03/2010	04/27/2011	19,174.81	9,646.61	9,528.20
1800 Sh. SKF AB - B shs	02/03/2010	11/11/2011	36,814.90	28,939.82	7,875.08
1960 Sh SKF AB - B shs	02/02/2010	11/14/2011	39,763.43	31,368.29	8,395.14
290 Sh. SKF AB - B shs	02/03/2010	11/14/2011	5,883.37	4,662.53	1,220.84
1800 Sh SKF AB - B shs	02/02/2010	11/15/2011	35,625.02	28,807.62	6,817.40
2700 Sh. SKF AB - B shs	02/02/2010	11/16/2011	52,789.02	43,211.42	9,577.60
2520 Sh. SKF AB - B shs	02/02/2010	11/17/2011	48,003.83	40,330.66	7,673.17
736 6667 Sh Smiths Group plc	08/12/2004	03/29/2011	15,496.50	13,967.51	1,528.99
673.3333 Sh Smiths Group plc	08/18/2004	03/29/2011	14,164.22	12,935.16	1,229.06
690 Sh Smiths Group plc	08/12/2004	04/27/2011	15,203.88	13,082.69	2,121.19
30 Sh. State Street Corp	10/07/2008	02/24/2011	1,325.67	1,315.50	10.17
80 Sh State Street Corp	10/07/2008	03/29/2011	3,517.04	3,507.99	9.05
330 Sh. State Street Corp	10/07/2008	04/26/2011	15,489.97	14,470.46	1,019.51
100 Sh State Street Corp	10/07/2008	10/12/2011	3,365.61	4,384.99	-1,019.38
1900 Sh State Street Corp.	10/08/2008	10/12/2011	63,946.50	79,957.70	-16,011.20
1870 Sh. State Street Corp	03/19/2009	10/12/2011	62,936.82	52,127.75	10,809.07
680 Sh. State Street Corp	03/20/2009	10/12/2011	22,886.11	17,815.05	5,071.06
210 Sh State Street Corp	03/31/2009	10/12/2011	7,067.77	6,142.71	925.06
1240 Sh. State Street Corp.	10/29/2009	10/12/2011	41,733.51	53,950.67	-12,217.16
250000 Sh Statoil	11/03/2005	08/16/2011	277,067.50	246,423.87	30,643.63
100 Sh. Sumco Corporation	01/15/2010	02/24/2011	1,772.49	2,137.48	-364.99
2200 Sh Sumco Corporation	01/14/2010	03/11/2011	37,545.06	43,866.64	-6,321.58
1600 Sh Sumco Corporation	01/15/2010	03/11/2011	27,305.49	34,199.73	-6,894.24
100 Sh. Sumco Corporation	01/14/2010	03/29/2011	1,853.07	1,993.94	-140.87
2000 Sh. Sumco Corporation	01/13/2010	04/04/2011	38,505.73	38,080.96	424.77
1800 Sh Sumco Corporation	01/14/2010	04/04/2011	34,655.16	35,890.89	-1,235.73
990 Sh SwedBank AB	12/03/2009	02/24/2011	16,454.90	10,484.49	5,970.41
180 Sh. SwedBank AB	12/03/2009	03/29/2011	3,051.41	1,906.27	1,145.14
730 Sh SwedBank AB	12/03/2009	04/27/2011	14,059.88	7,730.99	6,328.89
280 Sh. SwedBank AB	12/03/2009	11/29/2011	3,331.79	2,965.31	366.48
330 Sh. Thermo Fisher Scientific Inc	08/26/2010	11/28/2011	14,937.46	14,346.78	590.68
30 Sh Toronto-Dominion Bank	12/02/2009	02/24/2011	2,418.55	1,934.75	483.80
40 Sh. Toronto-Dominion Bank	12/02/2009	03/29/2011	3,480.61	2,579.67	900.94
190 Sh Toronto-Dominion Bank	12/02/2009	04/26/2011	16,526.01	12,253.42	4,272.59

Run Date 01/18/2013 01:38 PM

Trust For Mutual Understanding (1060)
EIN: 13-3212724

Schedule D - Attachment
Rockefeller Trust Company, N.A.
From: 01/01/2011 To: 12/31/2011

Description of Property	Date Acquired	Date Sold	Sales Price	Cost or Other Basis	Gain or (Loss)
Long Term					
Regular Gain/Loss					
270 Sh. Toronto-Dominion Bank	12/02/2009	11/28/2011	17,939.18	17,412.76	526.42
30 Sh. Tullow Oil plc	10/16/2009	02/24/2011	670.59	613.74	56.85
60 Sh. Tullow Oil plc	10/16/2009	03/29/2011	1,378.66	1,227.48	151.18
240 Sh. Tullow Oil plc	10/16/2009	04/27/2011	5,744.19	4,909.93	834.26
310 Sh. Tullow Oil plc	10/16/2009	11/29/2011	6,285.90	6,342.00	-56.10
400000 Sh. US Treas Inf 3% 07/15/12	07/10/2002	06/15/2011	524,094.53	411,814.64	112,279.89
350000 Sh. US Treas Inf 3% 07/15/12	10/27/2005	06/15/2011	458,582.71	358,889.49	99,693.22
500000 Sh. US Treasury Infl 2.375% 1/15/27	09/21/2007	05/18/2011	629,413.99	516,744.11	112,669.88
208000 Sh. US Treasury N/B 2 125% 5/31/15	10/22/2010	12/12/2011	219,919.37	215,657.30	4,262.07
65000 Sh. US Treasury N/B, 4.25%	10/08/2008	08/04/2011	74,008.59	67,236.18	6,772.41
75000 Sh. US Treasury N/B, 4.25%	10/08/2008	12/12/2011	85,227.54	77,370.08	7,857.46
110 Sh. Vodafone Group PLC - SP ADR	04/29/2009	02/24/2011	3,096.74	2,046.47	1,050.27
230 Sh. Vodafone Group PLC - SP ADR	04/29/2009	03/29/2011	6,705.87	4,278.99	2,426.88
970 Sh. Vodafone Group PLC - SP ADR	04/29/2009	04/26/2011	27,702.66	18,046.17	9,656.49
40 Sh. Wal-Mart Stores, Inc.	07/01/2009	02/24/2011	2,084.35	1,939.60	144.75
80 Sh. Wal-Mart Stores, Inc.	07/01/2009	03/29/2011	4,173.02	3,879.20	293.82
290 Sh. Wal-Mart Stores, Inc.	07/19/2002	04/26/2011	15,627.91	13,703.31	1,924.60
50 Sh. Wal-Mart Stores, Inc.	07/01/2009	04/26/2011	2,694.47	2,424.50	269.97
60 Sh. Wellpoint Inc	07/20/2009	02/24/2011	3,966.52	2,987.86	978.66
60 Sh. Wellpoint Inc	07/20/2009	03/29/2011	4,156.14	2,987.86	1,168.28
240 Sh. Wellpoint Inc.	07/20/2009	04/26/2011	17,495.68	11,951.45	5,544.23
240 Sh. Wellpoint Inc	11/04/2010	11/28/2011	15,741.29	13,422.96	2,318.33
60 Sh. Wells Fargo Company	03/20/2009	02/24/2011	1,885.16	857.60	1,027.56
120 Sh. Wells Fargo Company	03/20/2009	03/29/2011	3,774.68	1,715.21	2,059.47
220 Sh. Wells Fargo Company	03/13/2009	04/26/2011	6,336.16	3,096.10	3,240.06
290 Sh. Wells Fargo Company	03/20/2009	04/26/2011	8,352.21	4,145.09	4,207.12
2000 Sh. Westar Energy 6.10% Pfd	05/11/2007	05/13/2011	50,759.02	50,000.00	759.02
2800 Sh. Wynn Macau, Limited	10/11/2010	11/29/2011	7,261.37	5,755.50	1,505.87
200000 Sh. Yum! Brands 6.25% 4/15/16	10/18/2006	06/07/2011	230,514.00	202,503.88	28,010.12
30 Sh. Yum! Brands, Inc	02/13/2006	02/24/2011	1,482.27	750.30	731.97
90 Sh. Yum! Brands, Inc	02/13/2006	03/29/2011	4,612.38	2,250.89	2,361.49
360 Sh. Yum! Brands, Inc.	02/13/2006	04/26/2011	18,762.83	9,003.54	9,759.29
440 Sh. Yum! Brands, Inc.	02/13/2006	11/28/2011	23,834.43	11,004.33	12,830.10
710 Sh. Yum! Brands, Inc	02/13/2006	12/08/2011	41,228.34	17,756.99	23,471.35
700 Sh. Yum! Brands, Inc	02/13/2006	12/09/2011	40,737.61	17,506.89	23,230.72
Regular Gain/Loss Totals:					1,677,856.94

Run Date: 01/18/2013 01:38 PM

Trust For Mutual Understanding (1060)
EIN: 13-3212724

Schedule D - Attachment
Rockefeller Trust Company, N.A.

From: 01/01/2011 To: 12/31/2011

Description of Property	Date Acquired	Date Sold	Sales Price	Cost or Other Basis	Gain or (Loss)
Account Totals:			14,360,439.19	12,682,582.25	1,677,856.94
Last Page of Report					

Run Date. 01/18/2013 01 38 PM

Trust for Mutual Understanding
EIN: 13-3212724
Balance Sheet
December 31, 2010

Security Name	Cost (USD)	Market Value (USD)
Cash	1,246,232.21	1,246,232.21
Total - Cash	1,246,232.21	1,246,232.21
Cash - Payroll Account	15,000.00	15,000.00
Advances Receivable	32,250.00	32,250.00
Dividends Receivable - MM Sweeps	127.10	127.10
Accrued Dividends Receivable	33,927.58	33,927.58
Accrued Interest Receivable	87,690.58	87,690.58
Total - Receivables	168,995.26	168,995.26
Human Genome Sciences Inc.	95,921.11	90,543.10
Republic Services Inc. Cl A	126,238.44	150,793.00
Bank of America Corporation	363,366.89	280,807.00
Apple Inc.	359,844.47	449,971.20
Intel Corp.	145,166.48	209,458.80
Thermo Fisher Scientific Inc.	228,607.56	292,300.80
State Street Corp.	233,672.82	298,429.60
Pfizer Inc.	313,148.92	313,078.80
Pepsico, Inc	361,539.31	451,430.30
Wal-Mart Stores, Inc.	311,071.19	364,027.50
Avery Dennison Corp.	251,845.40	363,700.60
Microsoft Corp.	529,039.73	613,182.70
Qualcomm Inc.	272,938.77	357,812.70
Baker Hughes Incorporated	247,839.45	337,874.70
Vodafone Group PLC - SP ADR	372,820.45	505,532.80
FedEx Corporation	226,266.96	333,905.90
Cisco Systems, Inc.	360,774.56	420,784.00
Credit Suisse Group	212,027.86	216,619.68
Wells Fargo Company	141,493.87	311,449.50
BNP Paribas	343,702.33	339,793.13
Morgan Stanley	217,927.40	188,293.20
Honeywell Inc.	332,999.57	481,098.00
Allstate Corporation	251,303.99	236,868.40
Anadarko Petroleum Corporation	458,338.48	575,008.00
Novartis AG - ADR	505,600.16	565,330.50
Goldman Sachs Group	130,926.04	225,334.40
Regeneron Pharmaceuticals	101,734.71	111,950.30
Apache Corporation	304,818.21	433,401.05
Schneider Electric SA	125,422.83	390,657.49
Smiths Group plc	240,575.68	286,928.34
Annaly Mortgage Management Inc	167,580.01	179,558.40
Chevron Corporation	168,010.46	448,037.50
Comerica Incorporated	204,196.89	230,208.00

Trust for Mutual Understanding
 EIN: 13-3212724
 Balance Sheet
 December 31, 2010

Security Name	Cost (USD)	Market Value (USD)
BioMarin Pharmaceutical Inc.	122,826.64	152,154.50
Centrica plc	309,330.27	428,679.87
SKF AB - B shs	190,343.26	338,577.84
Community Health Care	275,545.74	247,763.10
Newmont Mining Corporation	248,159.44	327,421.90
Hewlett-Packard Company	307,307.20	311,540.00
Yum! Brands, Inc.	173,710.78	344,331.00
Alexion Pharmaceuticals, Inc.	95,022.16	168,349.50
Johnson Matthey PLC	244,550.39	294,192.36
Comcast Corporation - CL A	220,650.73	340,974.40
Advance Auto Parts, Inc.	142,542.28	246,078.00
China Mobile (Hong Kong) Limit	149,190.02	181,609.20
Google Inc - Class A	556,665.17	567,241.35
Oceaneering International, Inc	94,419.14	122,225.80
Wellpoint Inc.	233,847.18	267,242.00
InterContinental Hotels Group	144,633.50	274,012.31
Toronto-Dominion Bank	247,078.72	285,350.40
Royal Dutch Shell PLC-ADR A	289,812.08	361,947.60
Ameriprise Financial, Inc.	223,016.08	351,055.00
Intertek Group plc	171,106.17	244,555.43
Mastercard Inc - Class A	285,103.28	367,540.40
Korea Electric Power Corp.	302,742.21	324,645.34
SwedBank AB	159,273.99	213,192.92
Tullow Oil plc	95,851.19	93,384.01
Sumco Corporation	156,169.64	111,559.09
Hertz Global Holdings Inc.	207,532.51	251,256.60
AerCap Holdings NV	158,049.42	160,403.20
NYSE Euronext	191,240.99	224,250.40
Boskalis Westminster - CVA	159,589.23	252,396.67
Intesa Sanpaolo - RNC	296,580.19	238,407.87
Continental Resources, Inc.	104,921.22	261,882.50
Covidien Limited	216,386.50	278,526.00
China High Speed Transmission	101,362.44	72,794.63
OGX Petroleo E Gas Participaoe	143,108.54	185,542.17
CareFusion Corporation	275,641.80	350,805.00
CIT Group, Inc.	148,517.27	190,284.00
Chunghwa Telecom Ltd ADR	171,613.18	221,112.50
Hyundai Mobis	163,655.20	278,258.00
China Agri-Industries Holdings	160,642.33	144,094.47
Philippine Long Dist Tele Co	95,548.38	99,641.70
Galaxy Entertainment Group Ltd	104,304.05	134,937.90

Trust for Mutual Understanding
 EIN: 13-3212724
 Balance Sheet
 December 31, 2010

Security Name	Cost (USD)	Market Value (USD)
Wynn Macau, Limited	110,642.36	123,108.19
MSCI Inc. - A	161,761.00	171,034.40
Total - Corporate Stock	17,116,754.87	21,658,528.91
GE Cap Corp. 6.05% Pfd. 2/6/47	200,000.00	204,876.00
Westar Energy 6.10% Pfd	50,000.00	50,380.00
GNMA Pool #550414, 6.500%,	4,735.89	5,136.67
General Dynamics Corp Nt, 4.25	497,751.84	537,395.50
Hudson United Bank Sub Notes S	605,909.99	637,613.60
Nova Scotia Province Notes	203,911.22	211,495.40
General Mills, 6.00% 02/15/12	245,875.51	255,169.64
Deluxe Corp 5.15% 10/1/14	123,126.93	123,437.50
Old Domin Elec.	503,413.50	511,166.00
Statoil	247,655.97	275,378.25
CVS Corp, 5.75%	50,534.43	51,550.65
General Elec Cap Corp 5.72%	400,000.00	411,122.80
Yum! Brands 6.25% 4/15/16	202,695.66	226,136.80
Hewlett-Packard Float% 3/1/12	200,000.00	200,194.40
CSX Corp Debt 5.75% 3/15/13	249,709.02	272,583.75
FFCB 5.00% 2/23/23	125,000.00	132,080.38
HSBC Finance Corp. 5% 3/15/12	130,000.00	133,302.65
CSX Corp Debt 6.250% 4/1/15	99,960.24	113,642.80
ConocoPhillip 5.20% 5/15/18	200,481.18	221,232.40
Harsco 5.75% 5/15/2018	99,915.53	109,537.10
CVS Caremark 5.75% 06/01/17	134,118.89	139,081.25
IBM Corp, 6.5% Due 10/15/13	201,594.21	227,936.20
Pac Gas & Elec 8.25% 10/15/18	98,596.14	129,925.30
Emerson Elect 4.875% 10/15/19	126,254.83	134,843.63
Avon Products 6.50% due 3/1/19	49,458.51	58,128.80
Dominion Res, 6.4% Due 6/15/18	99,635.75	116,345.50
Kellogg Sen Nt, 4.25% 3/6/13	506,661.02	530,698.50
FFCB 3.625% 11/16/16	200,000.00	203,925.40
NY Nassau BAB 5.375% 10/01/25	97,578.07	95,720.10
Total - Fixed Income	5,954,574.33	6,320,036.97
U.S. Treas Infl Index Notes, 3	769,569.01	969,002.25
US Treasury N/B, 4.25%	145,471.83	155,017.24
US Treasury Infl 2.375%1/15/27	517,245.06	602,612.05
US Treasury N/B 4.25% 11/15/17	228,108.05	220,484.38
US Treas Infl 2.125% 01/15/19	107,935.45	112,718.83
US Treasury N/B 2.125% 5/31/15	217,681.81	211,315.52
Total - US Government Bonds	1,986,011.21	2,271,150.27
Venrock Partners V, LP (LP)	125,020.00	151,470.68

Trust for Mutual Understanding

EIN: 13-3212724

Balance Sheet

December 31, 2010

Security Name	Cost (USD)	Market Value (USD)
New Century Holdings XI, LP (LP)	712,951.00	702,457.00
Rockefeller Vent. Opport. Fund (LP)	1,253,173.00	1,766,871.57
Rockefeller Access Fund 06-II (LP)	318,260.00	343,014.42
Rockefeller GA Investors 2006 (LP)	1,577,995.00	1,750,449.54
5500 Fund (LP)	1,375,760.00	3,158,862.28
Rockefeller Alt. Strat. QP (LP)	113,397.00	156,510.53
Total - Partnerships	5,476,556.00	8,029,636.02
Grand Total	31,949,123.88	39,694,579.64

Rockefeller Trust Company, N.A.
Charitable Contributions
Trust For Mutual Understanding (1060)
Tax ID: 13-3212724

Page 1

(Gifts were made in cash unless otherwise stated Securities given, unless otherwise stated, were regularly traded on a national securities exchange or over the counter market and were valued at the average of the high and low transactions on the date of gift)

From:01/01/2011To: 12/31/2011

Item No.	Donee Name/Address	Description	Date	Amount
50% Charitable				
1	18th Street Arts Complex (18TH) 1639 18th Street Santa Monica, CA. 90404-3807	(6610) Contributions - Cash 50% Char	05/20/2011	20.000 00
2	Alarm Will Sound (ALARMWS) 49 Rowley Street Rochester, NY. 14607	(6610) Contributions - Cash 50% Char	03/23/2011	30.000 00
3	Aleut International Association (ALEUT) 333 W 4th Ave . Ste 301 Anchorage, AK. 99501	(6610) Contributions - Cash 50% Char	05/20/2011	15.000 00
4	American Dance Festival, Inc (400) Durham, NC	(6610) Contributions - Cash 50% Char	05/20/2011	20.000 00
		(6610) Contributions - Cash 50% Char	12/07/2011	20.000 00
		American Dance Festival, Inc (400) Sub Total		40.000 00
5	American Foundation for the Courtauld Institute of (THE COUR) 55 East End Avenue, #3D New York, NY. 10028	(6610) Contributions - Cash 50% Char	06/28/2011	12.000 00
6	American Littoral Society (AMLITSOC) 18 Hartshorne Drive, Suite #1 Highlands, NJ. 07732	(6610) Contributions - Cash 50% Char	10/03/2011	9.500 00
7	American Repertory Theatre (AMERREPT) Loeb Drama Center 64 Brattle Street Cambridge, MA. 02138	(6610) Contributions - Cash 50% Char	12/09/2011	15.000 00
8	Anthology Film Archives (ANTFIL) 32 2nd Avenue New York, NY. 10003	(6610) Contributions - Cash 50% Char	12/19/2011	10.000 00
9	Art in General (706)	(6610) Contributions - Cash 50% Char	05/20/2011	40.000 00

Run Date 01/18/2013 10 53 AM

Rockefeller Trust Company, N.A.
Charitable Contributions
Trust For Mutual Understanding (1060)
Tax ID: 13-3212724

Page 2

(Gifts were made in cash unless otherwise stated Securities given, unless otherwise stated, were regularly traded on a national securities exchange or over the counter market and were valued at the average of the high and low transactions on the date of gift)

From:01/01/2011To: 12/31/2011

Item No.	Donee Name/Address	Description	Date	Amount
50% Charitable (cont'd)				
10	Bang on a Can. Inc (860) New York, NY.			
		(6610) Contributions - Cash 50% Char	03/23/2011	17.000 00
		(6610) Contributions - Cash 50% Char	05/23/2011	9.000 00
		Bang on a Can. Inc (860) Sub Total		26.000 00
11	Bank Information Center (BANKINFO) 733 15th Street, NW Suite 1126 Washington, DC. 20005			
		(6610) Contributions - Cash 50% Char	12/09/2011	20.000 00
12	Biodiversity (DIODIV) 19 Flaggy Meadow Rd Gorham, ME. 04038			
		(6610) Contributions - Cash 50% Char	05/25/2011	12.000 00
13	Bowerbird Inc (BOWERBIR) 2226 Locust St Philadelphia, PA. 19103			
		(6610) Contributions - Cash 50% Char	12/09/2011	20.000 00
14	Brooklyn Academy of Music (BRAM) 30 Lafayette Avenue Brooklyn, NY. 11217-1486			
		(6610) Contributions - Cash 50% Char	12/07/2011	15.000 00
15	Byrd Hoffman Watermill Foundation (BHWF)			
		(6610) Contributions - Cash 50% Char	05/23/2011	15.000 00
16	Carnegie Hall Corporation (CARNHALL) 881 Seventh Avenue New York, NY. 10019-3210			
		(6610) Contributions - Cash 50% Char	05/25/2011	15.000 00
17	CEC Artslink (1687) New York, NY.			
		(6610) Contributions - Cash 50% Char	01/12/2011	100.000 00
		(6610) Contributions - Cash 50% Char	03/23/2011	8.000 00
		(6610) Contributions - Cash 50% Char	05/23/2011	30.000 00
		(6610) Contributions - Cash 50% Char	11/03/2011	20.000 00
		(6610) Contributions - Cash 50% Char	12/08/2011	20.000 00
		(6610) Contributions - Cash 50% Char	12/08/2011	20.000 00
		(6610) Contributions - Cash 50% Char	12/08/2011	15.000 00
		(6610) Contributions - Cash 50% Char	12/08/2011	20.000 00
		(6610) Contributions - Cash 50% Char	12/14/2011	80.000 00

Run Date 01/18/2013 10 53 AM

Rockefeller Trust Company, N.A.
Charitable Contributions
Trust For Mutual Understanding (1060)
Tax ID: 13-3212724

Page 3

(Gifts were made in cash unless otherwise stated Securities given, unless otherwise stated, were regularly traded on a national securities exchange or over the counter market and were valued at the average of the high and low transactions on the date of gift)

From:01/01/2011To: 12/31/2011

Item No.	Donee Name/Address	Description	Date	Amount
		CEC Artslink (1687) Sub Total		313.000 00
18	Center for International Theatre Development (CITD)			
		(6610) Contributions - Cash 50% Char	12/14/2011	70.000 00
		(6610) Contributions - Cash 50% Char	12/29/2011	20.000 00
		Center for International Theatre Development (CITD) Sub Total		90.000 00
19	Chicago Theatre Group Inc (GOODMAN) 170 North Dearborn Chicago, IL. 60601			
		(6610) Contributions - Cash 50% Char	03/03/2011	10.000 00
20	City Lore (CITYL) 72 East 1st Street New York, NY. 10003			
		(6610) Contributions - Cash 50% Char	06/08/2011	10.000 00
21	Creative Time (CREATI) 59 East 4th Street. 6E New York, NY. 10003			
		(6610) Contributions - Cash 50% Char	11/18/2011	7.000 00
		(6610) Contributions - Cash 50% Char	12/08/2011	12.000 00
		Creative Time (CREATI) Sub Total		19.000 00
22	Crude Accountability Incorporated (CAI) PO Box 2345 Alexandria, VA 22301, VA. 22301			
		(6610) Contributions - Cash 50% Char	05/25/2011	20.000 00
23	Dance Theater Workshop (2670) New York, NY			
		(6610) Contributions - Cash 50% Char	01/12/2011	95.000 00
24	Dance/USA (DACNEUSA) 1111 16th Street NW Ste 300 Washington, DC. 20036			
		(6610) Contributions - Cash 50% Char	05/23/2011	15.000 00
		(6610) Contributions - Cash 50% Char	12/19/2011	12.000 00
		Dance/USA (DACNEUSA) Sub Total		27.000 00

Run Date 01/18/2013 10 53 AM

Rockefeller Trust Company, N.A.
Charitable Contributions
Trust For Mutual Understanding (1060)
Tax ID: 13-3212724

Page 4

(Gifts were made in cash unless otherwise stated Securities given, unless otherwise stated, were regularly traded on a national securities exchange or over the counter market and were valued at the average of the high and low transactions on the date of gift)

From:01/01/2011To: 12/31/2011

Item No.	Donee Name/Address	Description	Date	Amount
50% Charitable (cont'd)				
25	Dancers Group (DANCERSG) 1360 Mission Street, Suite 200 San Francisco, CA. 94103	(6610) Contributions - Cash 50% Char	05/25/2011	20.000 00
26	Denver Zoological Foundation (DENVER) 2900 E 23rd Street Avenue Denver, CO. 80205	(6610) Contributions - Cash 50% Char	12/09/2011	18.000 00
27	Double Edge Theatre (050701K)	(6610) Contributions - Cash 50% Char	05/23/2011	25.000 00
		(6610) Contributions - Cash 50% Char	06/24/2011	1.500 00
		Double Edge Theatre (050701K) Sub Total		26.500 00
28	DOVA Inc (DOVA) 37 West 32nd Street - #4A New York, NY. 10001	(6610) Contributions - Cash 50% Char	12/29/2011	25.000 00
29	Drama League of New York, Inc (DRAMALG) 520 Eighth Ave , 3rd Fl , Ste 320 New York, NY. 10018	(6610) Contributions - Cash 50% Char	05/23/2011	30.000 00
30	Earth Island Institute (3123) San Francisco, CA	(6610) Contributions - Cash 50% Char	02/02/2011	2.500 00
		(6610) Contributions - Cash 50% Char	05/25/2011	35.000 00
		(6610) Contributions - Cash 50% Char	05/25/2011	30.000 00
		(6610) Contributions - Cash 50% Char	05/31/2011	20.000 00
		(6610) Contributions - Cash 50% Char	12/02/2011	20.000 00
		(6610) Contributions - Cash 50% Char	12/13/2011	15.000 00
		(6610) Contributions - Cash 50% Char	12/13/2011	20.000 00
		Earth Island Institute (3123) Sub Total		142.500 00
31	EarthCorps (EARTHCOR) 7400 Sand Point Way, NE, Bldg 30 Seattle, WA. 98115	(6610) Contributions - Cash 50% Char	12/13/2011	20.000 00
32	Electronic Music Foundation Ltd (ELECTM) 116 North Lake Avenue Albany, NY. 12206	(6610) Contributions - Cash 50% Char	06/29/2011	15.000 00

Run Date 01/18/2013 10:53 AM

Rockefeller Trust Company, N.A.
Charitable Contributions
Trust For Mutual Understanding (1060)
Tax ID: 13-3212724

Page 5

(Gifts were made in cash unless otherwise stated Securities given, unless otherwise stated, were regularly traded on a national securities exchange or over the counter market and were valued at the average of the high and low transactions on the date of gift)

From:01/01/2011To: 12/31/2011

Item No.	Donee Name/Address	Description	Date	Amount
50% Charitable (cont'd)				
32	Electronic Music Foundation Ltd (ELECTM) (cont'd)			
		(6610) Contributions - Cash 50% Char	12/08/2011	20.000 00
		Electronic Music Foundation Ltd (ELECTM) Sub Total		35.000 00
33	Elevator Repair Service Theater Inc (ELEVREPA) 138 South Oxford St. #2D Brooklyn, NY. 11217			
		(6610) Contributions - Cash 50% Char	03/23/2011	10.000 00
34	Environmental Law Alliance Worldwide (3381) 1877 Garden Ave Eugene, OR. 97403			
		(6610) Contributions - Cash 50% Char	12/13/2011	20.000 00
35	Eugene O'Neill Memorial Theater Center Inc (EO) 305 Great Neck Road Waterford, CT. 06385			
		(6610) Contributions - Cash 50% Char	05/25/2011	10.000 00
36	Evergreen State College Foundation (EVERGR) 2700 Evergreen Parkway N W Olympia, WA. 98505			
		(6610) Contributions - Cash 50% Char	08/01/2011	-1.116 95
37	FACT/SF (FACTSF) 1310 Mission Street San Francisco, CA. 94103			
		(6610) Contributions - Cash 50% Char	05/31/2011	7.000 00
38	FotoFest International (3737)			
		(6610) Contributions - Cash 50% Char	12/08/2011	15.000 00
39	Foundation for Contemporary Arts (ARTFOUND) 820 Greenwich street New York, NY. 10014			
		(6610) Contributions - Cash 50% Char	12/13/2011	6.000 00
40	Foundation for Dance Promotion, Inc (FFDP) 27 W 120th Street, #1 New York, NY. 10027			
		(6610) Contributions - Cash 50% Char	05/23/2011	40.000 00
41	Foundation for Jewish Culture (FOUNJC) 330 Seventh Avenue, 21st Floor New York, NY. 10001			
		(6610) Contributions - Cash 50% Char	05/23/2011	25.000 00

Run Date 01/18/2013 10 53 AM

Rockefeller Trust Company, N.A.
Charitable Contributions
Trust For Mutual Understanding (1060)
Tax ID: 13-3212724

Page 6

(Gifts were made in cash unless otherwise stated Securities given, unless otherwise stated, were regularly traded on a national securities exchange or over the counter market and were valued at the average of the high and low transactions on the date of gift)

From:01/01/2011To: 12/31/2011

Item No.	Donee Name/Address	Description	Date	Amount
50% Charitable (cont'd)				
42	Fractured Atlas Productions, Inc (FRACTURE) 248 West 35th Street, Suite 1202 New York, NY, 10001	(6610) Contributions - Cash 50% Char	03/22/2011	27,000 00
43	Franklin Furnace Archive, Inc (FRANFURN) 80 Hanson Place, #301 Brooklyn, NY, 11217-1506	(6610) Contributions - Cash 50% Char	05/09/2011	10,000 00
44	Global Green USA (4194) 1025 Vermont Avenue, NW Suite 300 Washington, DC, 20005-6303	(6610) Contributions - Cash 50% Char	12/13/2011	15,000 00
45	Headlands Center for the Arts (HEADC) 944 Fort Barry Sausalito, CA, 94063	(6610) Contributions - Cash 50% Char	05/23/2011	20,000 00
46	HERE (HERE) 145 6th Avenue New York, NY, 10013	(6610) Contributions - Cash 50% Char	12/19/2011	2,500 00
47	International Film Seminars, Inc (INTERFIL) 6 East 39th Street, 12th Floor New York, NY, 10016	(6610) Contributions - Cash 50% Char	04/12/2011	5,000 00
48	International Studio and Curatorial Program (INTERSTU)	(6610) Contributions - Cash 50% Char	05/23/2011	30,000 00
49	Intersection (INSART) 446 Valencia Street San Francisco, CA, 94103	(6610) Contributions - Cash 50% Char	06/09/2011	10,000 00
50	Joseph Brodsky Memorial Fellowship Fund (JOBRDSKY)	(6610) Contributions - Cash 50% Char	05/23/2011	20,000 00
51	Lake Baikal Heritage Foundation (LAKBAI) PO Box 2850 Homer, AR, 99603	(6610) Contributions - Cash 50% Char	12/13/2011	12,000 00
52	Lincoln Center for the Performing Arts, Inc (5907)	(6610) Contributions - Cash 50% Char	05/26/2011	10,000 00

Run Date 01/18/2013 10:53 AM

Rockefeller Trust Company, N.A.
Charitable Contributions
Trust For Mutual Understanding (1060)
Tax ID: 13-3212724

Page 7

(Gifts were made in cash unless otherwise stated Securities given, unless otherwise stated, were regularly traded on a national securities exchange or over the counter market and were valued at the average of the high and low transactions on the date of gift)

From:01/01/2011To: 12/31/2011

Item No.	Donee Name/Address	Description	Date	Amount
50% Charitable (cont'd)				
53	Location One (LOCATION)			
		(6610) Contributions - Cash 50% Char	05/23/2011	25,000 00
54	Memorial Sloan-Kettering Cancer Center (6398) 1275 York Avenue New York, NY. 10021			
		(6610) Contributions - Cash 50% Char	03/28/2011	150 00
55	Metropolitan Museum of Art (C1303) 1000 Fifth Ave New York, NY. 10028			
		(6610) Contributions - Cash 50% Char	05/23/2011	41,000 00
56	Mid Atlantic Arts Foundation (MA ARTS) 201 North Charles Street, Suite 401 Baltimore, MD. 21201			
		(6610) Contributions - Cash 50% Char	05/23/2011	25,000 00
57	Museum of Modern Art (050701E) 11W 53rd Street New York, NY. 10019			
		(6610) Contributions - Cash 50% Char	05/23/2011	20,000 00
		(6610) Contributions - Cash 50% Char	07/11/2011	75,000 00
		Museum of Modern Art (050701E) Sub Total		95,000 00
58	Nature Conservancy, Inc (9972) 1815 N Lynn Street Arlington, VA. 22209			
		(6610) Contributions - Cash 50% Char	12/13/2011	30,000 00
59	New Dance Alliance (NDALLIAN) 182 Duane Street New York, NY. 10013			
		(6610) Contributions - Cash 50% Char	12/13/2011	7,000 00
60	New York Live Arts, Inc (NYLAI) 219 West 19th Street New York, NY. 10011			
		(6610) Contributions - Cash 50% Char	12/19/2011	75,000 00
61	New York Shakespeare Festival (NYSF) Public Theatre Attn Barbara K Toy New York, NY. 10003			
		(6610) Contributions - Cash 50% Char	03/09/2011	2,600 00
		(6610) Contributions - Cash 50% Char	03/09/2011	10,000 00
		(6610) Contributions - Cash 50% Char	12/22/2011	12,000 00

Run Date 01/18/2013 10:53 AM

Rockefeller Trust Company, N.A.
Charitable Contributions
Trust For Mutual Understanding (1060)
Tax ID: 13-3212724

Page 8

(Gifts were made in cash unless otherwise stated Securities given, unless otherwise stated, were regularly traded on a national securities exchange or over the counter market and were valued at the average of the high and low transactions on the date of gift)

From:01/01/2011To: 12/31/2011

Item No.	Donee Name/Address	Description	Date	Amount
		New York Shakespeare Festival (NYSF) Sub Total		24,600 00
62	New York Theatre Workshop (NYTW) 79 East 4th Street New York, NY, 10003			
		(6610) Contributions - Cash 50% Char	06/24/2011	4,000 00
63	Northeast Document Conservation Center (7318) 100 Brickstone Square Andover, MA, 01810-1494			
		(6610) Contributions - Cash 50% Char	12/09/2011	10,000 00
		(6610) Contributions - Cash 50% Char	12/09/2011	10,000 00
		Northeast Document Conservation Center (7318) Sub Total		20,000 00
64	Open Space Music Inc (OPENSPAC) 29 Sycamore Drive Red Hook, NY, 12571			
		(6610) Contributions - Cash 50% Char	05/26/2011	10,000 00
65	Oracle Productions an Illinois Nonprofit Corporati (OPAILC) 3809 N Broadway Chicago, IL, 60613			
		(6610) Contributions - Cash 50% Char	06/01/2011	7,500 00
66	Pacific Environment (PACIFICE) 251 Kearny Street 2nd Floor San Francisco, CA, 94108			
		(6610) Contributions - Cash 50% Char	05/25/2011	90,000 00
67	Pacific Environment and Resources Center (7558) Sausalito, CA			
		(6610) Contributions - Cash 50% Char	12/29/2011	80,000 00
		(6610) Contributions - Cash 50% Char	12/29/2011	25,000 00
		Pacific Environment and Resources Center (7558) Sub Total		105,000 00
68	Palissimo Inc (VINC) 601 W 176th Street Suite 58 New York, NY, 10033			
		(6610) Contributions - Cash 50% Char	05/26/2011	30,000 00
69	Panthera Corporation (PANTHERA) 8 W 40th Street, Fl 18 New York, NY, 10018			
		(6610) Contributions - Cash 50% Char	05/25/2011	20,000 00

Run Date 01/18/2013 10:53 AM

Rockefeller Trust Company, N.A.
Charitable Contributions
Trust For Mutual Understanding (1060)
Tax ID: 13-3212724

Page 9

(Gifts were made in cash unless otherwise stated Securities given, unless otherwise stated, were regularly traded on a national securities exchange or over the counter market and were valued at the average of the high and low transactions on the date of gift)

From:01/01/2011To: 12/31/2011

Item No.	Donee Name/Address	Description	Date	Amount
50% Charitable (cont'd)				
70	PEN American Center (7728)			
		(6610) Contributions - Cash 50% Char	03/23/2011	9.000 00
		(6610) Contributions - Cash 50% Char	12/15/2011	15.000 00
		PEN American Center (7728) Sub Total		24.000 00
71	Performance Space 122 (PERFORMA)			
		(6610) Contributions - Cash 50% Char	05/25/2011	20.000 00
72	Performers Committee Inc (PERFCMTE) 333 West End Avenue. Apt 16-c New York, NY. 10023			
		(6610) Contributions - Cash 50% Char	05/31/2011	15.000 00
73	Russian Arts Foundation (RUSAF) 1350 Treat Blvd. Ste 400 Walnut Creek, CA. 94597			
		(6610) Contributions - Cash 50% Char	07/14/2011	6.000 00
74	Salzburg Global Seminar (SALZBURG)			
		(6610) Contributions - Cash 50% Char	12/14/2011	25.000 00
75	San Francisco International Arts Festival (SAN FRAN) 870 Market Street, Suite 1256 San Francisco, CA. 94102			
		(6610) Contributions - Cash 50% Char	05/25/2011	30.000 00
76	Sandglass Ctr for Puppetry & Theater Research (SANDCTR) PO Box 970 Putney, VT. 05346			
		(6610) Contributions - Cash 50% Char	05/26/2011	20.000 00
77	Shelburne Farms (SHELB F) 1611 Harbor Road Shelburne, VT. 05482			
		(6610) Contributions - Cash 50% Char	05/25/2011	15.000 00
78	Single Carrot Theatre Inc (SINGLEC) PO Box 2334 Baltimore., MD. 21203			
		(6610) Contributions - Cash 50% Char	12/09/2011	5.000 00

Run Date 01/18/2013 10 53 AM

Rockefeller Trust Company, N.A.
Charitable Contributions
Trust For Mutual Understanding (1060)
Tax ID: 13-3212724

Page 10

(Gifts were made in cash unless otherwise stated Securities given, unless otherwise stated, were regularly traded on a national securities exchange or over the counter market and were valued at the average of the high and low transactions on the date of gift)

From:01/01/2011To: 12/31/2011

Item No.	Donee Name/Address	Description	Date	Amount
50% Charitable (cont'd)				
79	Skewed Visions (SKEWED V) 3754 Pleasant Avenue South Minneapolis, MN. 55409	(6610) Contributions - Cash 50% Char	05/25/2011	15.000 00
80	Smithsonian Institution (8981) 900 South Jefferson Drive, SW Washington, DC. 20560	(6610) Contributions - Cash 50% Char	12/19/2011	10.000 00
		(6610) Contributions - Cash 50% Char	12/19/2011	15.000 00
		Smithsonian Institution (8981) Sub Total		25.000 00
81	Society for the Performing Arts (SPA) Jesse H Jones Hall 615 Louisiana, Suite 100 Houston, TX. 77002	(6610) Contributions - Cash 50% Char	10/31/2011	5.000 00
82	Soho Rep (SOHOREP) 401 Broadway, Suite 300 New York, NY. 10013	(6610) Contributions - Cash 50% Char	11/29/2011	3.000 00
83	Southwest Research and Information Center (9099)	(6610) Contributions - Cash 50% Char	05/25/2011	40.000 00
		(6610) Contributions - Cash 50% Char	12/29/2011	40.000 00
		Southwest Research and Information Center (9099) Sub Total		80.000 00
84	St Ann Center for Restoration and the Arts (STANNART) 157 Montague Street Brooklyn, NY. 11201	(6610) Contributions - Cash 50% Char	12/14/2011	50.000 00
85	Sterling and Francine Clark Art Institute (SFCAI) 225 South Street Williamstown, MA. 01267	(6610) Contributions - Cash 50% Char	05/25/2011	15.000 00
86	Tahoe-Baikal Institute (9442)	(6610) Contributions - Cash 50% Char	12/13/2011	30.000 00

Run Date 01/18/2013 10:53 AM

Rockefeller Trust Company, N.A.
Charitable Contributions
Trust For Mutual Understanding (1060)
Tax ID: 13-3212724

Page 11

(Gifts were made in cash unless otherwise stated Securities given, unless otherwise stated, were regularly traded on a national securities exchange or over the counter market and were valued at the average of the high and low transactions on the date of gift)

From:01/01/2011To: 12/31/2011

Item No.	Donee Name/Address	Description	Date	Amount
50% Charitable (cont'd)				
87	Textile Society of America (TEXTILE) P O Box 193 Middletown, DE. 19709	(6610) Contributions - Cash 50% Char	12/09/2011	10.000 00
88	The Art Institute of Chicago (ARTIOCHI) 111 South Michigan Avenue Chicago, IL. 60603	(6610) Contributions - Cash 50% Char	12/13/2011	5.000 00
89	The Arts Council of Mongolia US, Inc (ACOM) 2025 23rd Avenue East Seattle, WA. 98112	(6610) Contributions - Cash 50% Char	05/25/2011	25.000 00
90	The Foundation for a Civil Society (THE FOU) 419 East 57th Street, 14A New York, NY. 10022	(6610) Contributions - Cash 50% Char	05/23/2011	150.000 00
		(6610) Contributions - Cash 50% Char	12/02/2011	3.100 00
		The Foundation for a Civil Society (THE FOU) Sub Total		153.100 00
91	The House Foundation for the Arts (HFFA) 306 W 38th Street, # 401 New York, NY. 10018	(6610) Contributions - Cash 50% Char	12/13/2011	5.000 00
92	The John F Kennedy Center for the Performing Arts (9890) Washington, DC. 20566-0001	(6610) Contributions - Cash 50% Char	05/26/2011	15.000 00
93	The Metropolitan Museum of Art (9940) 1000 5th Avenue New York, NY. 10028	(6610) Contributions - Cash 50% Char	12/09/2011	12.500 00
94	The Museum of Modern Art (C8894) 11 West 53 Street New York, NY. 10019	(6610) Contributions - Cash 50% Char	03/23/2011	5.000 00
95	The New Museum of Contemporary Art (9986)	(6610) Contributions - Cash 50% Char	05/23/2011	20.000 00
96	The Telluride Institute (THE TELL) PO Box 1770 Telluride, CO. 81435	(6610) Contributions - Cash 50% Char	05/23/2011	6.000 00
Run Date				01/18/2013 10 53 AM

Rockefeller Trust Company, N.A.
Charitable Contributions
Trust For Mutual Understanding (1060)
Tax ID: 13-3212724

Page 12

(Gifts were made in cash unless otherwise stated Securities given, unless otherwise stated, were regularly traded on a national securities exchange or over the counter market and were valued at the average of the high and low transactions on the date of gift)

From:01/01/2011To: 12/31/2011

Item No.	Donee Name/Address	Description	Date	Amount
50% Charitable (cont'd)				
97	The Tributary Fund (THE TRIB) P O Box 608 Bozeman, MT. 59771	(6610) Contributions - Cash 50% Char	12/13/2011	20.000 00
98	Threewalls (THREEWAL) 119 N Peoria, 2c Chicago, IL. 60607	(6610) Contributions - Cash 50% Char	06/28/2011	5.000 00
99	Trap Door Productions (TDP) 1655 West Cortland Ave Chicago, IL. 60622	(6610) Contributions - Cash 50% Char	05/23/2011	5.000 00
100	Ugly Duckling Presse (UDP) 232 Third Street, #E002 Brooklyn, NY. 11215	(6610) Contributions - Cash 50% Char	05/25/2011	10.000 00
101	Voice of Roma (VOICE OF) P O Box 514 Sebastopol, CA. 95473	(6610) Contributions - Cash 50% Char	12/09/2011	5.000 00
102	White Box LTD (WHITE BO) 329 Broome St New York, NY. 10002	(6610) Contributions - Cash 50% Char	04/18/2011	5.000 00
103	Wild Salmon Center (10203)	(6610) Contributions - Cash 50% Char	05/25/2011	25.000 00
104	Wildlife Conservation Society (11149) 2300 Southern Boulevard Bronx, NY. 10460	(6610) Contributions - Cash 50% Char	05/25/2011	20.000 00
		(6610) Contributions - Cash 50% Char	12/13/2011	25.000 00
		Wildlife Conservation Society (11149) Sub Total		45.000 00
105	Williamstown Art Conservation Center (WAC)	(6610) Contributions - Cash 50% Char	05/23/2011	7.000 00
106	Woolly Mammoth Theatre Co (WOOLLY)	(6610) Contributions - Cash 50% Char	05/25/2011	15.000 00

Run Date 01/18/2013 10:53 AM

Rockefeller Trust Company, N.A.
Charitable Contributions
Trust For Mutual Understanding (1060)
Tax ID: 13-3212724

Page 13

(Gifts were made in cash unless otherwise stated Securities given, unless otherwise stated, were regularly traded on a national securities exchange or over the counter market and were valued at the average of the high and low transactions on the date of gift)

From:01/01/2011To: 12/31/2011

Item No.	Donee Name/Address	Description	Date	Amount
50% Charitable (cont'd)				
107	World Studio Foundation (WSFOUNDA) 200 Varick Street, suite 507 New York, NY, 10024	(6610) Contributions - Cash 50% Char	10/20/2011	1.650 00
108	World Wildlife Fund (11359) 1250 - 24th Street, NW c/o Mr Brandt Zimmerman Washington, DC, 20037	(6610) Contributions - Cash 50% Char	05/25/2011	25.000 00
		(6610) Contributions - Cash 50% Char	09/15/2011	4.000 00
		World Wildlife Fund (11359) Sub Total		29.000 00
109	Yale Repertory Theatre Associates, Inc (YALE REP) 222 York Street P O Box 208244 New Haven, CT, 06520	(6610) Contributions - Cash 50% Char	03/31/2011	14.000 00
110	Young Jean Lee's Theater Company (YNGJEAN) 138 Oxford St, Ste 1D Brooklyn, NY, 11217	(6610) Contributions - Cash 50% Char	02/14/2011	-3.415 00
111	Saratoga International Theater Institute 520 8 th Avenue, Suite 310 New York, New York 10048	(6610) Contributions - Cash 50% Char	12/29/11	30.000 00
112	University of Vermont Rubenstein School - Environment & Natural Resources 81 Carrigan Drive Burlington, Vermont 05405-0088	(6610) Contributions - Cash 50% Char	5/31/2011	20.000 00

Charitable Sub Total: 2.990.968 05

Grand Total : 2.990.968 05

Run Date 01/18/2013 10 53 AM

Rockefeller Trust Company, N.A.
Charitable Contributions Summary Report
Trust For Mutual Understanding (1060)
Tax ID: 13-3212724

Page 14

(Gifts were made in cash unless otherwise stated Securities given, unless otherwise stated, were regularly traded on a national securities exchange or over the counter market and were valued at the average of the high and low transactions on the date of gift)

From:01/01/2011**To:** 12/31/2011

SUMMARY

Account Number	Description	Total
50% Charitable		
6610	Contributions - Cash 50% Char	2,990,968.05
	Sub-Total :	2,990,968.05
	Grand Total :	2,990,968.05

Last Page of Report

Run Date 01/18/2013 10:53 AM

Trust for Mutual Understanding
 EIN 13-3217242
 Balance Sheet
 December 31, 2011

Quantity	Security Name	Cost (USD)	Market Value (USD)
	Cash	1,135,031.92	1,135,031.92
	Total Cash	1,135,031.92	1,135,031.92
	<u>Accounts Receivable</u>		
	Cash - Payroll Account	15,000.00	15,000.00
	Accrued Dividends Receivable	36,263.76	36,263.76
	Accrued Interest Receivable	82,023.03	82,023.03
	Advances Receivable	32,250.00	32,250.00
	Total Accounts Receivable	165,536.79	165,536.79
	<u>Corporate Stock</u>		
3,220.00	Advance Auto Parts, Inc	123,379.44	224,208.60
9,850.00	Aflac, Inc	413,085.70	426,111.00
2,030.00	Alexion Pharmaceuticals, Inc	45,655.76	145,145.00
6,470.00	Allstate Corporation	218,658.52	177,342.70
4,930.00	Anadarko Petroleum Corporation	284,201.04	376,306.90
2,715.00	Apache Corporation	219,895.50	245,924.70
1,215.00	Apple Inc	312,586.70	492,075.00
5,130.00	Baker Hughes Incorporated	214,453.10	249,523.20
4,890.00	BioMarin Pharmaceutical Inc	104,201.15	168,118.20
4,570.00	Boskalis Westminster - CVA	135,439.90	168,424.31
11,910.00	CareFusion Corporation	233,997.49	302,633.10
91,200.00	Centrica plc	360,082.95	410,035.74
3,710.00	Chevron Corporation	124,822.46	394,744.00
112,000.00	China Agri-Industries Holdings	141,182.72	85,226.48
9,090.00	China Mobile (Hong Kong) Ltd	402,796.44	440,774.10
6,050.00	Chunghwa Telecom Ltd ADR	148,164.92	201,344.00
15,250.00	Cisco Systems, Inc	262,820.60	275,720.00
13,490.00	Comcast Corporation - CLA	183,222.20	319,847.90
4,730.00	Comerica Incorporated	176,888.94	122,034.00
3,840.00	Continental Resources, Inc	90,538.76	256,166.40
5,270.00	Covidien PLC	185,642.97	237,202.70
2,180.00	Cree, Inc	99,687.26	48,047.20
3,110.00	FedEx Corporation	188,717.04	259,716.10
103,000.00	Galaxy Entertainment Group Ltd	89,710.13	188,849.69
1,150.00	Goldman Sachs Group	112,361.90	103,994.50
1,028.00	Google Inc - Class A	580,089.88	663,985.20
15,070.00	Hertz Global Holdings Inc	179,772.46	176,620.40
12,680.00	Hewlett-Packard Company	463,800.56	326,636.80

Quantity	Security Name	Cost (USD)	Market Value (USD)
<u>Corporate Stock, continued</u>			
6,890 00	Honeywell Inc	251,134 27	374,471 50
3,310 00	Hyundai Motor Co , Ltd - 2nd	253,411 65	192,796 01
12,090 00	InterContinental Hotels Group	123,759 92	217,389 27
7,660 00	Intertek Group plc	148,417 88	242,254 37
98,410 00	Intesa Sanpaolo	174,796 45	165,309 08
7,910 00	Johnson Matthey PLC	208,556 33	225,697 95
14,050 00	Korea Electric Power Corp	353,101 85	311,612 41
2,590 00	LG Electronics Inc - PFD	95,349 96	53,958 33
635	Mastercard Inc - Class A	105,256 73	236,740 70
19,110 00	Microsoft Corp	454,992 46	496,095 60
12,400 00	Mitsui & Co , Ltd	206,868 17	192,913 96
9,110 00	Morgan Stanley	247,150 39	137,834 30
3,840 00	MSCI Inc	141,368 71	126,451 20
4,780 00	NetApp, Inc	172,964 52	173,370 60
14,000 00	NGK Insulators Ltd	211,446 79	166,311 41
8,270 00	Novartis AG - ADR	432,827 56	472,795 90
6,480 00	NYSE Euronext	165,456 89	169,128 00
2,890 00	Oceaneering International, Inc	82,190 15	133,315 70
5,940 00	Pepsico, Inc	308,667 72	394,119 00
15,630 00	Pfizer Inc	273,569 11	338,233 20
1,510 00	Philippine Long Dist Tele Co	84,035 60	87,006 20
18,410 00	Prudential plc	185,262 69	182,680 90
6,260 00	Qualcomm Inc	236,148 21	342,422 00
5,270 00	Quest Diagnostics Incorporated	301,722 33	305,976 20
2,420 00	Regeneron Pharmaceuticals	72,173 21	134,140 60
5,053 00	Royal Dutch Shell PLC-ADR A	270,333 69	369,323 77
9,130 00	Safran SA	260,731 36	275,027 13
325	Samsung Electronics Co , Pfd	187,489 77	188,172 74
13,650 00	Santos Limited	201,826 11	171,286 22
94,000 00	Semen Gresik (Persero) Tbk	97,182 71	118,698 65
12,620 00	Smiths Group plc	200,590 32	179,456 38
8,250 00	Svenska Handelsbanken AB - A s	224,947 51	217,824 17
13,100 00	SwedBank AB	136,186 93	170,359 43
42,985 41	TCW Emerging Markets Income Fd	381,488 46	354,199 76
4,600 00	Thermo Fisher Scientific Inc	199,044 49	206,862 00
3,310 00	Toronto-Dominion Bank	212,898 12	247,621 10
4,090 00	Tullow Oil plc	82,758 04	89,114 79
122,392 93	Vanguard GNMA Fund-ADM	1,340,310 41	1,354,889 72
7,410 00	Vedanta Resources PLC	266,002 39	116,886 05
17,810 00	Vodafone Group PLC - SP ADR	348,448 82	499,214 30
6,290 00	Wal-Mart Stores, Inc	289,124 58	375,890 40

Quantity	Security Name	Cost (USD)	Market Value (USD)
<u>Corporate Stock, continued</u>			
4,100 00	Wellpoint Inc	202,497 05	271,625 00
12,280 00	Wells Fargo Company	200,697 51	338,436 80
47,600 00	Wynn Macau, Limited	95,431 39	119,511 76
4,690 00	Yum! Brands, Inc	115,437 84	276,756 90
Total Corporate Stock		16,699,913.54	19,300,939.38
<u>Corporate Bonds including Agency , Mortgage Backed, Preferred Bonds</u>			
150,000 00	3M Company 4 375% 08/15/13	159,358 51	159,446 55
150,000 00	BB&T Corp 3 95% 4/29/2016	159,691 87	161,154 00
70,000 00	Boeing, 6 00% 3/15/2019	84,720 70	84,897 61
75,000 00	Campbell Soup 4 25% 04/15/21	82,085 11	83,681 70
75,000 00	Caterpillar Inc 5 7% 8/15/16	86,632 23	88,009 43
100,000 00	Comcast Corp Notes, 5 300%	108,276 62	107,755 20
100,000 00	Connecticut St 5 3% 12/01/23	111,852 67	119,565 00
150,000 00	CSX Corp Debt 6 250% 4/1/15	156,794 25	171,391 50
75,000 00	Diageo Cap Plc 5 750% 10/23/17	86,520 37	88,007 48
150,000 00	Dow Chemical Co 4 25% 11/15/20	151,142 47	155,915 85
85,000 00	Duke Energy Ind 3 75% 07/15/20	86,713 44	91,269 60
75,000 00	E I Du Pont, 6% 07/15/18	91,347 36	91,671 00
275,000 00	Fannie Mae 6 625% 11/15/30	355,281 33	407,317 08
275,000 00	Fed Home Loan Bank 5% 11/17/17	329,840 23	330,027 50
75,000 00	Fedex Corp Nts, 8 0% 01/15/19	97,674 35	98,481 83
325,000 00	Freddie Mac 1 375% 02/25/14	330,333 50	330,255 90
75,000 00	General Dynamics 5 25% 2/01/14	81,504 36	81,834 53
150,000 00	General Mills 5 7% 02/15/17	171,952 30	175,748 70
75,000 00	Honeywell 5 0% Due 2/15/19	83,418 26	87,291 83
200,000 00	IBM Corp, 6 5% Due 10/15/13	201,050 94	220,559 40
150,000 00	J&J 5 15% Due 07/15/2018	180,687 93	181,106 40
75,000 00	JPM Chase 3 7% 01/20/2015	78,203 49	77,760 38
140,000 00	McDonald's Corp, 5 35% 3/1/18	167,093 87	167,285 72
13,100 00	OGX Petroleo E Gas Participaoe	120,805 84	95,655 81
100,000 00	OH Build Amer 4 772% 09/01/23	106,941 96	113,111 00
100,000 00	Oracle Corp 5 00% 07/08/2019	110,656 21	117,900 30
100,000 00	PA Build America 4 75% 7/15/22	104,893 68	110,600 00
149,000 00	PepsiCo Inc , 5 15% 05/15/2012	151,667 02	151,514 23
170,000 00	TD Bank 2 375% 10/19/16	172,519 63	172,990 30
135,000 00	TXSt Build 5 503% 10/1/22	149,864 09	158,958 45
150,000 00	UPS 5 125% Due 4/1/19	180,217 79	181,192 50
75,000 00	Verizon Comm 6 35% 04/01/19	88,545 80	91,388 03
150,000 00	Wal-Mart Stores 5 8% 2/15/18	178,799 02	183,875 25
150,000 00	Walgreen Co 5 25% 01/15/19	172,755 74	178,326 30
75,000 00	Wells Fargo, 5 625% 12/11/17	84,493 89	85,464 60
250,000 00	WI Transn Rev 4 737% 07/01/20	267,231 77	277,620 00
Total Corporate Bonds		5,331,568.60	5,479,030.96

Quantity	Security Name	Cost (USD)	Market Value (USD)
<u>US and State Government Obligations</u>			
75,000 00	U S Treasury Infl Index Notes	94,692 00	95,678 84
150,000 00	USTreas Inf lx 1 625% 1/15/15	189,926 04	191,859 91
150,000 00	USTreas Infl 2 125% 01/15/19	165,133 96	188,046 86
165,000 00	USTreas N/B 1 75% 04/15/13	167,965 95	168,274 26
325,000 00	USTreas N/B 2 625% 11/15/20	322,695 45	349,882 65
300,000 00	USTreasury 3 75% 08/15/41	332,216 32	352,828 20
200,000 00	USTreasury N/B 4 25% 11/15/17	224,260 77	236,234 38
100,000 00	NYSt B America 4 61% 03/15/20	106,310 97	112,522 00
100,000 00	NYSt Dorm 4 9% 3/15/23	109,536 33	115,479 00
Total US and State Government Oblig.		1,712,737.79	1,810,806.10
 <u>Other -Partnerships</u>			
5500 Fund (LP)		953,478 00	2,590,937 64
New Century Holdings XI, LP (LP)		712,351 00	632,963 00
Rockefeller Access Fund 06-II (LP)		443,915 00	485,368 25
Rockefeller Alt Strat QP (LP)		25,140 00	41,664 19
Rockefeller GA Investors 2006 (LP)		1,778,402 00	1,940,385 04
Rockefeller Vent Opport Fund (LP)		953,067 00	1,397,336 13
Venrock Partners V, LP (LP)		134,054 00	189,340 00
Total Other - Partnerships		5,000,407.00	7,277,994.25
 GRAND TOTAL			
		30,045,195.64	35,169,339.40