



See a Social Security Number? Say Something!
Report Privacy Problems to <https://public.resource.org/privacy>
Or call the IRS Identity Theft Hotline at 1-800-908-4490



**Return of Private Foundation
or Section 4947(a)(1) Nonexempt Charitable Trust
Treated as a Private Foundation**

Note. The foundation may be able to use a copy of this return to satisfy state reporting requirements.

For calendar year 2011 or tax year beginning

, and ending

Name of foundation THE LIFEBRIDGE FOUNDATION, INC.		A Employer identification number 06-1356766
Number and street (or P O box number if mail is not delivered to street address) RAICH ENDE ET AL, 475 PARK AVE SO	Room/suite FL 31	B Telephone number 212-944-4433
City or town, state, and ZIP code NEW YORK, NY 10016		C If exemption application is pending, check here <input type="checkbox"/>
G Check all that apply: <input type="checkbox"/> Initial return <input type="checkbox"/> Initial return of a former public charity <input type="checkbox"/> Final return <input type="checkbox"/> Amended return <input type="checkbox"/> Address change <input type="checkbox"/> Name change		D 1. Foreign organizations, check here <input type="checkbox"/> 2. Foreign organizations meeting the 85% test, check here and attach computation <input type="checkbox"/>
H Check type of organization: <input checked="" type="checkbox"/> Section 501(c)(3) exempt private foundation <input type="checkbox"/> Section 4947(a)(1) nonexempt charitable trust <input type="checkbox"/> Other taxable private foundation		E If private foundation status was terminated under section 507(b)(1)(A), check here <input type="checkbox"/>
I Fair market value of all assets at end of year (from Part II, col. (c), line 16) \$ 4,824,712.	J Accounting method: <input checked="" type="checkbox"/> Cash <input type="checkbox"/> Accrual <input type="checkbox"/> Other (specify)	F If the foundation is in a 60-month termination under section 507(b)(1)(B), check here <input type="checkbox"/>
Part I: Analysis of Revenue and Expenses (The total of amounts in columns (b), (c), and (d) may not necessarily equal the amounts in column (a))		

	(a) Revenue and expenses per books	(b) Net investment income	(c) Adjusted net income	(d) Disbursements for charitable purposes (cash basis only)
Revenue				
1 Contributions, gifts, grants, etc., received	244,098.			
2 Check <input type="checkbox"/> if the foundation is not required to attach Sch. B				
3 Interest on savings and temporary cash investments	1,432.	1,432.		STATEMENT 2
4 Dividends and interest from securities	47,327.	47,327.		STATEMENT 3
5a Gross rents				
b Net rental income or (loss)				
6a Net gain or (loss) from sale of assets not on line 10	-2,356.			STATEMENT 1
b Gross sales price for all assets on line 6a	677,991.			
7 Capital gain net income (from Part IV, line 2)		4,243.		
8 Net short-term capital gain				
9 Income modifications				
10a Gross sales less returns and allowances				
b Less Cost of goods sold				
c Gross profit or (loss)				
11 Other income	109,209.	0.	109,209.	STATEMENT 4
12 Total. Add lines 1 through 11	399,710.	53,002.	109,209.	
Operating and Administrative Expenses				
13 Compensation of officers, directors, trustees, etc	34,000.	0.	0.	34,000.
14 Other employee salaries and wages	45,000.	0.	0.	45,000.
15 Pension plans, employee benefits	19,388.	0.	0.	19,388.
16a Legal fees				
b Accounting fees	12,814.	6,407.	0.	6,407.
c Other professional fees	12,483.	12,483.	0.	0.
17 Interest				
18 Taxes	7,308.	197.	0.	6,361.
19 Depreciation and depletion	106,799.	0.	862.	
20 Occupancy				
21 Travel, conferences, and meetings	777.	0.	0.	777.
22 Printing and publications	364.	0.	0.	364.
23 Other expenses	119,738.	0.	108,347.	11,392.
24 Total operating and administrative expenses. Add lines 13 through 23	358,671.	19,087.	109,209.	123,689.
25 Contributions, gifts, grants paid	16,100.			16,100.
26 Total expenses and disbursements. Add lines 24 and 25	374,771.	19,087.	109,209.	139,789.
27 Subtract line 26 from line 12:				
a Excess of revenue over expenses and disbursements	24,939.			
b Net investment income (if negative, enter -0-)		33,915.		
c Adjusted net income (if negative, enter -0-)			0.	

JAN 18 2012

Part II Balance Sheets		Attached schedules and amounts in the description column should be for end-of-year amounts only		Beginning of year	End of year	
		(a) Book Value	(b) Book Value	(c) Fair Market Value		
Assets	1	Cash - non-interest-bearing				
	2	Savings and temporary cash investments		255,093.	214,448.	214,448.
	3	Accounts receivable ▶				
		Less: allowance for doubtful accounts ▶				
	4	Pledges receivable ▶				
		Less: allowance for doubtful accounts ▶				
	5	Grants receivable				
	6	Receivables due from officers, directors, trustees, and other disqualified persons				
	7	Other notes and loans receivable ▶				
		Less: allowance for doubtful accounts ▶				
	8	Inventories for sale or use				
	9	Prepaid expenses and deferred charges				
	10a	Investments - U.S. and state government obligations STMT 9		288,926.	179,984.	188,630.
	b	Investments - corporate stock STMT 10		870,601.	922,535.	988,753.
	c	Investments - corporate bonds STMT 11		353,908.	473,476.	412,445.
11	Investments - land, buildings, and equipment basis ▶					
	Less accumulated depreciation ▶					
12	Investments - mortgage loans					
13	Investments - other STMT 12		147,650.	149,133.	149,133.	
14	Land, buildings, and equipment basis ▶ 3,499,938.					
	Less accumulated depreciation STMT 13 ▶ 628,635.		2,869,742.	2,871,303.	2,871,303.	
15	Other assets (describe ▶)					
16	Total assets (to be completed by all filers)		4,785,920.	4,810,879.	4,824,712.	
Liabilities	17	Accounts payable and accrued expenses		2,742.	2,762.	
	18	Grants payable				
	19	Deferred revenue				
	20	Loans from officers, directors, trustees, and other disqualified persons				
	21	Mortgages and other notes payable				
	22	Other liabilities (describe ▶)				
23	Total liabilities (add lines 17 through 22)		2,742.	2,762.		
Net Assets or Fund Balances	Foundations that follow SFAS 117, check here ▶ <input type="checkbox"/> and complete lines 24 through 26 and lines 30 and 31.					
	24	Unrestricted				
	25	Temporarily restricted				
	26	Permanently restricted				
	Foundations that do not follow SFAS 117, check here ▶ <input checked="" type="checkbox"/> and complete lines 27 through 31.					
	27	Capital stock, trust principal, or current funds		5,400,328.	5,400,328.	
	28	Paid-in or capital surplus, or land, bldg., and equipment fund		0.	0.	
29	Retained earnings, accumulated income, endowment, or other funds		-617,150.	-592,211.		
30	Total net assets or fund balances		4,783,178.	4,808,117.		
31	Total liabilities and net assets/fund balances		4,785,920.	4,810,879.		

Part III Analysis of Changes in Net Assets or Fund Balances

1	Total net assets or fund balances at beginning of year - Part II, column (a), line 30 (must agree with end-of-year figure reported on prior year's return)	1	4,783,178.
2	Enter amount from Part I, line 27a	2	24,939.
3	Other increases not included in line 2 (itemize) ▶	3	0.
4	Add lines 1, 2, and 3	4	4,808,117.
5	Decreases not included in line 2 (itemize) ▶	5	0.
6	Total net assets or fund balances at end of year (line 4 minus line 5) - Part II, column (b), line 30	6	4,808,117.

Part IV Capital Gains and Losses for Tax on Investment Income

(a) List and describe the kind(s) of property sold (e.g., real estate, 2-story brick warehouse; or common stock, 200 shs. MLC Co.)	(b) How acquired P - Purchase D - Donation	(c) Date acquired (mo., day, yr.)	(d) Date sold (mo., day, yr.)
1a PUBLICLY TRADED SECURITIES - SEE STATEMENT B	P		
b PUBLICLY TRADED SECURITIES - SEE STATEMENT B	P		
c PUBLICLY TRADED SECURITIES - SEE STATEMENT B	D		
d PUBLICLY TRADED SECURITIES - SEE STATEMENT B	D		
e			

(e) Gross sales price	(f) Depreciation allowed (or allowable)	(g) Cost or other basis plus expense of sale	(h) Gain or (loss) (e) plus (f) minus (g)
a 216,383.		228,923.	-12,540.
b 422,996.		411,164.	11,832.
c 18,011.		17,101.	910.
d 20,601.		16,560.	4,041.
e			

Complete only for assets showing gain in column (h) and owned by the foundation on 12/31/69			(i) Gains (Col. (h) gain minus col. (k), but not less than -0-) or Losses (from col. (h))
(l) F.M.V. as of 12/31/69	(j) Adjusted basis as of 12/31/69	(k) Excess of col. (l) over col. (j), if any	
a			-12,540.
b			11,832.
c			910.
d			4,041.
e			

2 Capital gain net income or (net capital loss)	{ If gain, also enter in Part I, line 7 If (loss), enter -0- in Part I, line 7	2	4,243.
3 Net short-term capital gain or (loss) as defined in sections 1222(5) and (6); If gain, also enter in Part I, line 8, column (c). If (loss), enter -0- in Part I, line 8		3	N/A

Part V Qualification Under Section 4940(e) for Reduced Tax on Net Investment Income

(For optional use by domestic private foundations subject to the section 4940(a) tax on net investment income.)

If section 4940(d)(2) applies, leave this part blank.

Was the foundation liable for the section 4942 tax on the distributable amount of any year in the base period?

Yes No

If "Yes," the foundation does not qualify under section 4940(e). Do not complete this part.

1 Enter the appropriate amount in each column for each year; see instructions before making any entries.

(a) Base period years Calendar year (or tax year beginning in)	(b) Adjusted qualifying distributions	(c) Net value of noncharitable-use assets	(d) Distribution ratio (col. (b) divided by col. (c))
2010	235,423.	1,879,942.	.125229
2009	218,013.	1,914,220.	.113891
2008	194,512.	2,309,334.	.084229
2007	212,665.	2,916,910.	.072908
2006	283,109.	2,931,347.	.096580

2 Total of line 1, column (d)	2	.492837
3 Average distribution ratio for the 5-year base period - divide the total on line 2 by 5, or by the number of years the foundation has been in existence if less than 5 years	3	.098567
4 Enter the net value of noncharitable-use assets for 2011 from Part X, line 5	4	1,968,100.
5 Multiply line 4 by line 3	5	193,990.
6 Enter 1% of net investment income (1% of Part I, line 27b)	6	339.
7 Add lines 5 and 6	7	194,329.
8 Enter qualifying distributions from Part XII, line 4	8	313,785.

If line 8 is equal to or greater than line 7, check the box in Part VI, line 1b, and complete that part using a 1% tax rate. See the Part VI instructions.

Part VI Excise Tax Based on Investment Income (Section 4940(a), 4940(b), 4940(e), or 4948 - see instructions)

1a	Exempt operating foundations described in section 4940(d)(2), check here <input type="checkbox"/> and enter "N/A" on line 1. Date of ruling or determination letter: _____ (attach copy of letter if necessary-see instructions)		
b	Domestic foundations that meet the section 4940(a) requirements in Part V, check here <input checked="" type="checkbox"/> and enter 1% of Part I, line 27b	1	339.
c	All other domestic foundations enter 2% of line 27b. Exempt foreign organizations enter 4% of Part I, line 12, col. (b).		
2	Tax under section 511 (domestic section 4947(a)(1) trusts and taxable foundations only. Others enter -0-)	2	0.
3	Add lines 1 and 2	3	339.
4	Subtitle A (income) tax (domestic section 4947(a)(1) trusts and taxable foundations only. Others enter -0-)	4	0.
5	Tax based on investment income. Subtract line 4 from line 3. If zero or less, enter -0-	5	339.
6	Credits/Payments:		
a	2011 estimated tax payments and 2010 overpayment credited to 2011	6a	485.
b	Exempt foreign organizations - tax withheld at source	6b	
c	Tax paid with application for extension of time to file (Form 8868)	6c	
d	Backup withholding erroneously withheld	6d	
7	Total credits and payments. Add lines 6a through 6d	7	485.
8	Enter any penalty for underpayment of estimated tax. Check here <input type="checkbox"/> if Form 2220 is attached	8	
9	Tax due. If the total of lines 5 and 8 is more than line 7, enter amount owed	9	
10	Overpayment. If line 7 is more than the total of lines 5 and 8, enter the amount overpaid	10	146.
11	Enter the amount of line 10 to be: Credited to 2012 estimated tax <input type="checkbox"/> 146. Refunded <input type="checkbox"/> 0.	11	0.

Part VII-A Statements Regarding Activities

	Yes	No
1a		X
1b		X
1c		X
2		X
3		X
4a		X
4b		
5		X
6	X	
7	X	
8a		
8b	X	
9		X
10	X	

N/A

STMT 14

Part VII-A Statements Regarding Activities (continued)

11	At any time during the year, did the foundation, directly or indirectly, own a controlled entity within the meaning of section 512(b)(13)? If "Yes," attach schedule (see instructions)		X
12	Did the foundation make a distribution to a donor advised fund over which the foundation or a disqualified person had advisory privileges? If "Yes," attach statement (see instructions)		X
13	Did the foundation comply with the public inspection requirements for its annual returns and exemption application? Website address ► <u>WWW.LIFEBRIDGE.ORG</u>	X	
14	The books are in care of ► <u>RAICH ENDE MALTER & CO., LLP</u> Telephone no. ► <u>212-944-4433</u> Located at ► <u>475 PARK AVENUE SOUTH, 31ST FL, NEW YORK, NY</u> ZIP+4 ► <u>10016</u>		
15	Section 4947(a)(1) nonexempt charitable trusts filing Form 990-PF in lieu of Form 1041 - Check here and enter the amount of tax-exempt interest received or accrued during the year ► 15 N/A		
16	At any time during calendar year 2011, did the foundation have an interest in or a signature or other authority over a bank, securities, or other financial account in a foreign country? See the instructions for exceptions and filing requirements for Form TD F 90-22.1. If "Yes," enter the name of the foreign country ►	Yes	No X

Part VII-B Statements Regarding Activities for Which Form 4720 May Be Required

File Form 4720 if any item is checked in the "Yes" column, unless an exception applies.

	Yes	No
1a During the year did the foundation (either directly or indirectly):		
(1) Engage in the sale or exchange, or leasing of property with a disqualified person? <input type="checkbox"/> Yes <input checked="" type="checkbox"/> No		
(2) Borrow money from, lend money to, or otherwise extend credit to (or accept it from) a disqualified person? <input type="checkbox"/> Yes <input checked="" type="checkbox"/> No		
(3) Furnish goods, services, or facilities to (or accept them from) a disqualified person? <input type="checkbox"/> Yes <input checked="" type="checkbox"/> No		
(4) Pay compensation to, or pay or reimburse the expenses of, a disqualified person? <input checked="" type="checkbox"/> Yes <input type="checkbox"/> No		
(5) Transfer any income or assets to a disqualified person (or make any of either available for the benefit or use of a disqualified person)? <input type="checkbox"/> Yes <input checked="" type="checkbox"/> No		
(6) Agree to pay money or property to a government official? (Exception. Check "No" if the foundation agreed to make a grant to or to employ the official for a period after termination of government service, if terminating within 90 days.) <input type="checkbox"/> Yes <input checked="" type="checkbox"/> No		
b If any answer is "Yes" to 1a(1)-(6), did any of the acts fail to qualify under the exceptions described in Regulations section 53.4941(d)-3 or in a current notice regarding disaster assistance (see instructions)? Organizations relying on a current notice regarding disaster assistance check here ► <input type="checkbox"/>	1b	X
c Did the foundation engage in a prior year in any of the acts described in 1a, other than excepted acts, that were not corrected before the first day of the tax year beginning in 2011?	1c	X
2 Taxes on failure to distribute income (section 4942) (does not apply for years the foundation was a private operating foundation defined in section 4942(j)(3) or 4942(j)(5)):		
a At the end of tax year 2011, did the foundation have any undistributed income (lines 6d and 6e, Part XIII) for tax year(s) beginning before 2011? <input type="checkbox"/> Yes <input checked="" type="checkbox"/> No If "Yes," list the years ► _____		
b Are there any years listed in 2a for which the foundation is not applying the provisions of section 4942(a)(2) (relating to incorrect valuation of assets) to the year's undistributed income? (If applying section 4942(a)(2) to all years listed, answer "No" and attach statement - see instructions.) N/A	2b	
c If the provisions of section 4942(a)(2) are being applied to any of the years listed in 2a, list the years here. ► _____		
3a Did the foundation hold more than a 2% direct or indirect interest in any business enterprise at any time during the year? <input type="checkbox"/> Yes <input checked="" type="checkbox"/> No		
b If "Yes," did it have excess business holdings in 2011 as a result of (1) any purchase by the foundation or disqualified persons after May 26, 1969; (2) the lapse of the 5-year period (or longer period approved by the Commissioner under section 4943(c)(7)) to dispose of holdings acquired by gift or bequest; or (3) the lapse of the 10-, 15-, or 20-year first phase holding period? (Use Schedule C, Form 4720, to determine if the foundation had excess business holdings in 2011) N/A	3b	
4a Did the foundation invest during the year any amount in a manner that would jeopardize its charitable purposes?	4a	X
b Did the foundation make any investment in a prior year (but after December 31, 1969) that could jeopardize its charitable purpose that had not been removed from jeopardy before the first day of the tax year beginning in 2011?	4b	X

Part VII-B Statements Regarding Activities for Which Form 4720 May Be Required (continued)

5a During the year did the foundation pay or incur any amount to:

(1) Carry on propaganda, or otherwise attempt to influence legislation (section 4945(e))? Yes No

(2) Influence the outcome of any specific public election (see section 4955); or to carry on, directly or indirectly, any voter registration drive? Yes No

(3) Provide a grant to an individual for travel, study, or other similar purposes? Yes No

(4) Provide a grant to an organization other than a charitable, etc., organization described in section 509(a)(1), (2), or (3), or section 4940(d)(2)? Yes No

(5) Provide for any purpose other than religious, charitable, scientific, literary, or educational purposes, or for the prevention of cruelty to children or animals? Yes No

b If any answer is "Yes" to 5a(1)-(5), did any of the transactions fail to qualify under the exceptions described in Regulations section 53.4945 or in a current notice regarding disaster assistance (see instructions)? Yes No
 Organizations relying on a current notice regarding disaster assistance check here N/A

c If the answer is "Yes" to question 5a(4), does the foundation claim exemption from the tax because it maintained expenditure responsibility for the grant? Yes No
 If "Yes," attach the statement required by Regulations section 53.4945-5(d) N/A

6a Did the foundation, during the year, receive any funds, directly or indirectly, to pay premiums on a personal benefit contract? Yes No

b Did the foundation, during the year, pay premiums, directly or indirectly, on a personal benefit contract? Yes No
 If "Yes" to 6b, file Form 8870

7a At any time during the tax year, was the foundation a party to a prohibited tax shelter transaction? Yes No

b If "Yes," did the foundation receive any proceeds or have any net income attributable to the transaction? Yes No

Part VIII Information About Officers, Directors, Trustees, Foundation Managers, Highly Paid Employees, and Contractors

1 List all officers, directors, trustees, foundation managers and their compensation.

(a) Name and address	(b) Title, and average hours per week devoted to position	(c) Compensation (If not paid, enter -0-)	(d) Contributions to employee benefit plans and deferred compensation	(e) Expense account, other allowances
BARBARA VALOCORE P.O. BOX 327 HIGH FALLS, NY 12440	PRES. / TREASURER 20.00	34,000.	13,182.	0.
EVELYN HANCOCK (DEC. 7/7/11) P.O. BOX 327 HIGH FALLS, NY 12440	CHAIRPERSON 1.00	0.	0.	0.
STEPHEN NATION P.O. BOX 327 HIGH FALLS, NY 12440	SECRETARY 1.00	0.	0.	0.
NANCY ROOF P.O. BOX 327 HIGH FALLS, NY 12440	DIRECTOR 1.00	0.	0.	0.

2 Compensation of five highest-paid employees (other than those included on line 1). If none, enter "NONE."

(a) Name and address of each employee paid more than \$50,000	(b) Title, and average hours per week devoted to position	(c) Compensation	(d) Contributions to employee benefit plans and deferred compensation	(e) Expense account, other allowances
NONE				

Total number of other employees paid over \$50,000 0

Part VIII Information About Officers, Directors, Trustees, Foundation Managers, Highly Paid Employees, and Contractors *(continued)*

3 Five highest-paid independent contractors for professional services. If none, enter "NONE."

(a) Name and address of each person paid more than \$50,000	(b) Type of service	(c) Compensation
NONE		

Total number of others receiving over \$50,000 for professional services ▶ 0

Part IX-A Summary of Direct Charitable Activities

List the foundation's four largest direct charitable activities during the tax year. Include relevant statistical information such as the number of organizations and other beneficiaries served, conferences convened, research papers produced, etc.	Expenses
1 LIFEBRIDGE SANCTUARY - PROVIDE A UNIQUE EXPERIENCE OF AN INTIMATE SPACE THAT ALLOWS FOR PRODUCTIVE MEETINGS TO A WIDE VARIETY OF NOT-FOR-PROFIT GROUPS AT AN AFFORDABLE COST	244,509.
2	
3	
4	

Part IX-B Summary of Program-Related Investments

Describe the two largest program-related investments made by the foundation during the tax year on lines 1 and 2.	Amount
1 N/A	
2	
All other program-related investments. See instructions.	
Total. Add lines 1 through 3 ▶	0.

Part X Minimum Investment Return (All domestic foundations must complete this part. Foreign foundations, see instructions.)

1	Fair market value of assets not used (or held for use) directly in carrying out charitable, etc., purposes:		
a	Average monthly fair market value of securities	1a	1,640,877.
b	Average of monthly cash balances	1b	208,061.
c	Fair market value of all other assets	1c	149,133.
d	Total (add lines 1a, b, and c)	1d	1,998,071.
e	Reduction claimed for blockage or other factors reported on lines 1a and 1c (attach detailed explanation)	1e	0.
2	Acquisition indebtedness applicable to line 1 assets	2	0.
3	Subtract line 2 from line 1d	3	1,998,071.
4	Cash deemed held for charitable activities. Enter 1 1/2% of line 3 (for greater amount, see instructions)	4	29,971.
5	Net value of noncharitable-use assets. Subtract line 4 from line 3. Enter here and on Part V, line 4	5	1,968,100.
6	Minimum investment return. Enter 5% of line 5	6	98,405.

Part XI Distributable Amount (see instructions) (Section 4942(j)(3) and (j)(5) private operating foundations and certain foreign organizations check here and do not complete this part.)

1	Minimum investment return from Part X, line 6	1	98,405.
2a	Tax on investment income for 2011 from Part VI, line 5	2a	339.
b	Income tax for 2011. (This does not include the tax from Part VI.)	2b	
c	Add lines 2a and 2b	2c	339.
3	Distributable amount before adjustments. Subtract line 2c from line 1	3	98,066.
4	Recoveries of amounts treated as qualifying distributions	4	0.
5	Add lines 3 and 4	5	98,066.
6	Deduction from distributable amount (see instructions)	6	0.
7	Distributable amount as adjusted. Subtract line 6 from line 5. Enter here and on Part XIII, line 1	7	98,066.

Part XII Qualifying Distributions (see instructions)

1	Amounts paid (including administrative expenses) to accomplish charitable, etc., purposes:		
a	Expenses, contributions, gifts, etc. - total from Part I, column (d), line 26	1a	139,789.
b	Program-related investments - total from Part IX-B	1b	0.
2	Amounts paid to acquire assets used (or held for use) directly in carrying out charitable, etc., purposes	2	173,996.
3	Amounts set aside for specific charitable projects that satisfy the:		
a	Suitability test (prior IRS approval required)	3a	
b	Cash distribution test (attach the required schedule)	3b	
4	Qualifying distributions. Add lines 1a through 3b. Enter here and on Part V, line 8, and Part XIII, line 4	4	313,785.
5	Foundations that qualify under section 4940(e) for the reduced rate of tax on net investment income. Enter 1% of Part I, line 27b	5	339.
6	Adjusted qualifying distributions. Subtract line 5 from line 4	6	313,446.

Note. The amount on line 6 will be used in Part V, column (b), in subsequent years when calculating whether the foundation qualifies for the section 4940(e) reduction of tax in those years.

Part XIII Undistributed Income (see instructions)

	(a) Corpus	(b) Years prior to 2010	(c) 2010	(d) 2011
1 Distributable amount for 2011 from Part XI, line 7				98,066.
2 Undistributed income, if any, as of the end of 2011				
a Enter amount for 2010 only			0.	
b Total for prior years:		0.		
3 Excess distributions carryover, if any, to 2011:				
a From 2006	138,664.			
b From 2007	69,655.			
c From 2008	80,351.			
d From 2009	123,158.			
e From 2010	142,648.			
f Total of lines 3a through e	554,476.			
4 Qualifying distributions for 2011 from Part XII, line 4: ▶ \$	313,785.			
a Applied to 2010, but not more than line 2a			0.	
b Applied to undistributed income of prior years (Election required - see instructions)		0.		
c Treated as distributions out of corpus (Election required - see instructions)	0.			
d Applied to 2011 distributable amount				98,066.
e Remaining amount distributed out of corpus	215,719.			
5 Excess distributions carryover applied to 2011 (if an amount appears in column (d), the same amount must be shown in column (a))	0.			0.
6 Enter the net total of each column as indicated below:				
a Corpus Add lines 3f, 4c, and 4e Subtract line 5	770,195.			
b Prior years' undistributed income. Subtract line 4b from line 2b		0.		
c Enter the amount of prior years' undistributed income for which a notice of deficiency has been issued, or on which the section 4942(a) tax has been previously assessed		0.		
d Subtract line 6c from line 6b. Taxable amount - see instructions		0.		
e Undistributed income for 2010. Subtract line 4a from line 2a. Taxable amount - see instr.			0.	
f Undistributed income for 2011. Subtract lines 4d and 5 from line 1. This amount must be distributed in 2012				0.
7 Amounts treated as distributions out of corpus to satisfy requirements imposed by section 170(b)(1)(F) or 4942(g)(3)	0.			
8 Excess distributions carryover from 2006 not applied on line 5 or line 7	138,664.			
9 Excess distributions carryover to 2012. Subtract lines 7 and 8 from line 6a	631,531.			
10 Analysis of line 9:				
a Excess from 2007	69,655.			
b Excess from 2008	80,351.			
c Excess from 2009	123,158.			
d Excess from 2010	142,648.			
e Excess from 2011	215,719.			

Part XIV Private Operating Foundations (see instructions and Part VII-A, question 9) N/A

1 a If the foundation has received a ruling or determination letter that it is a private operating foundation, and the ruling is effective for 2011, enter the date of the ruling ▶

b Check box to indicate whether the foundation is a private operating foundation described in section 4942(j)(3) or 4942(j)(5)

	Tax year	Prior 3 years			(e) Total
	(a) 2011	(b) 2010	(c) 2009	(d) 2008	
2 a Enter the lesser of the adjusted net income from Part I or the minimum investment return from Part X for each year listed					
b 85% of line 2a					
c Qualifying distributions from Part XII, line 4 for each year listed					
d Amounts included in line 2c not used directly for active conduct of exempt activities					
e Qualifying distributions made directly for active conduct of exempt activities. Subtract line 2d from line 2c					
3 Complete 3a, b, or c for the alternative test relied upon:					
a "Assets" alternative test - enter:					
(1) Value of all assets					
(2) Value of assets qualifying under section 4942(j)(3)(B)(i)					
b "Endowment" alternative test - enter 2/3 of minimum investment return shown in Part X, line 6 for each year listed					
c "Support" alternative test - enter:					
(1) Total support other than gross investment income (interest, dividends, rents, payments on securities loans (section 512(a)(5)), or royalties)					
(2) Support from general public and 5 or more exempt organizations as provided in section 4942(j)(3)(B)(iii)					
(3) Largest amount of support from an exempt organization					
(4) Gross investment income					

Part XV Supplementary Information (Complete this part only if the foundation had \$5,000 or more in assets at any time during the year-see instructions.)

1 **Information Regarding Foundation Managers:**
 a List any managers of the foundation who have contributed more than 2% of the total contributions received by the foundation before the close of any tax year (but only if they have contributed more than \$5,000). (See section 507(d)(2).)

SEE STATEMENT 15

b List any managers of the foundation who own 10% or more of the stock of a corporation (or an equally large portion of the ownership of a partnership or other entity) of which the foundation has a 10% or greater interest.

NONE

2 **Information Regarding Contribution, Grant, Gift, Loan, Scholarship, etc., Programs:**
 Check here if the foundation only makes contributions to preselected charitable organizations and does not accept unsolicited requests for funds. If the foundation makes gifts, grants, etc. (see instructions) to individuals or organizations under other conditions, complete items 2a, b, c, and d.

- a The name, address, and telephone number of the person to whom applications should be addressed:
- b The form in which applications should be submitted and information and materials they should include:
- c Any submission deadlines:
- d Any restrictions or limitations on awards, such as by geographical areas, charitable fields, kinds of institutions, or other factors:

Part XV Supplementary Information (continued)

3 Grants and Contributions Paid During the Year or Approved for Future Payment				
Recipient	If recipient is an individual, show any relationship to any foundation manager or substantial contributor	Foundation status of recipient	Purpose of grant or contribution	Amount
Name and address (home or business)				
a Paid during the year				
DARJEELING GOODWILL ANIMAL SHELTER MAHARANI FARM DURGAPURA, JAIPUR, RAJASTHAN, INDIA 302018	NONE	PUBLIC CHARITY	GENERAL OPERATING SUPPORT	5,000.
KOSMOS JOURNAL P.O. BOX 2102 LENOX, MA 01240-5102	NONE	PUBLIC CHARITY	GENERAL OPERATING SUPPORT	10,000.
ROSENDALE FIRE DEPARTMENT P.O. BOX 174, 346 MAIN STREET ROSENDALE, NY 12472	NONE	PUBLIC CHARITY	GENERAL OPERATING SUPPORT	100.
WALKILL VALLEY LAND TRUST P.O. BOX 208, 64 HUGUENOT STREET NEW PALTZ, NY 12561	NONE	PUBLIC CHARITY	GENERAL OPERATING SUPPORT	1,000.
Total				16,100.
b Approved for future payment				
NONE				
Total				0.

Schedule B(Form 990, 990-EZ,
or 990-PF)Department of the Treasury
Internal Revenue Service**Schedule of Contributors**

▶ Attach to Form 990, Form 990-EZ, or Form 990-PF.

OMB No 1545-0047

2011

Name of the organization

THE LIFEBRIDGE FOUNDATION, INC.

Employer identification number

06-1356766

Organization type (check one):

Filers of:

Section:

Form 990 or 990-EZ

 501(c)() (enter number) organization 4947(a)(1) nonexempt charitable trust not treated as a private foundation 527 political organization

Form 990-PF

 501(c)(3) exempt private foundation 4947(a)(1) nonexempt charitable trust treated as a private foundation 501(c)(3) taxable private foundationCheck if your organization is covered by the **General Rule** or a **Special Rule**.**Note.** Only a section 501(c)(7), (8), or (10) organization can check boxes for both the General Rule and a Special Rule. See instructions.**General Rule**

-
- For an organization filing Form 990, 990-EZ, or 990-PF that received, during the year, \$5,000 or more (in money or property) from any one contributor. Complete Parts I and II.

Special Rules

- For a section 501(c)(3) organization filing Form 990 or 990-EZ that met the 33 1/3% support test of the regulations under sections 509(a)(1) and 170(b)(1)(A)(vi) and received from any one contributor, during the year, a contribution of the greater of (1) \$5,000 or (2) 2% of the amount on (i) Form 990, Part VIII, line 1h, or (ii) Form 990-EZ, line 1. Complete Parts I and II.
- For a section 501(c)(7), (8), or (10) organization filing Form 990 or 990-EZ that received from any one contributor, during the year, total contributions of more than \$1,000 for use *exclusively* for religious, charitable, scientific, literary, or educational purposes, or the prevention of cruelty to children or animals. Complete Parts I, II, and III.
- For a section 501(c)(7), (8), or (10) organization filing Form 990 or 990-EZ that received from any one contributor, during the year, contributions for use *exclusively* for religious, charitable, etc., purposes, but these contributions did not total to more than \$1,000. If this box is checked, enter here the total contributions that were received during the year for an *exclusively* religious, charitable, etc., purpose. Do not complete any of the parts unless the **General Rule** applies to this organization because it received nonexclusively religious, charitable, etc., contributions of \$5,000 or more during the year. ▶ \$ _____

Caution. An organization that is not covered by the General Rule and/or the Special Rules does not file Schedule B (Form 990, 990-EZ, or 990-PF), but it **must** answer "No" on Part IV, line 2, of its Form 990; or check the box on line H of its Form 990-EZ or on Part I, line 2 of its Form 990-PF, to certify that it does not meet the filing requirements of Schedule B (Form 990, 990-EZ, or 990-PF).

LHA For Paperwork Reduction Act Notice, see the Instructions for Form 990, 990-EZ, or 990-PF. Schedule B (Form 990, 990-EZ, or 990-PF) (2011)

Name of organization THE LIFEBRIDGE FOUNDATION, INC.	Employer identification number 06-1356766
--	---

Part I Contributors (see instructions). Use duplicate copies of Part I if additional space is needed.

(a) No.	(b) Name, address, and ZIP + 4	(c) Total contributions	(d) Type of contribution
1	HYGEIA FOUNDATION INC <hr/> PO BOX 1176 <hr/> NEW CANAAN, CT 06840 <hr/>	\$ 20,000.	Person <input checked="" type="checkbox"/> Payroll <input type="checkbox"/> Noncash <input type="checkbox"/> (Complete Part II if there is a noncash contribution.)
2	PAUL M HANCOCK FIRST CHARITABLE UNITRUST C/O BARBARA L VALOCORE, 1889 COUNTY RD 3 <hr/> OLIVEBRIDGE, NY 12461 <hr/>	\$ 204,912.	Person <input checked="" type="checkbox"/> Payroll <input type="checkbox"/> Noncash <input checked="" type="checkbox"/> (Complete Part II if there is a noncash contribution)
	<hr/> <hr/> <hr/> <hr/>	\$ _____	Person <input type="checkbox"/> Payroll <input type="checkbox"/> Noncash <input type="checkbox"/> (Complete Part II if there is a noncash contribution)
	<hr/> <hr/> <hr/> <hr/>	\$ _____	Person <input type="checkbox"/> Payroll <input type="checkbox"/> Noncash <input type="checkbox"/> (Complete Part II if there is a noncash contribution)
	<hr/> <hr/> <hr/> <hr/>	\$ _____	Person <input type="checkbox"/> Payroll <input type="checkbox"/> Noncash <input type="checkbox"/> (Complete Part II if there is a noncash contribution.)
	<hr/> <hr/> <hr/> <hr/>	\$ _____	Person <input type="checkbox"/> Payroll <input type="checkbox"/> Noncash <input type="checkbox"/> (Complete Part II if there is a noncash contribution)

Name of organization THE LIFEBRIDGE FOUNDATION, INC.	Employer identification number 06-1356766
--	---

Part II Noncash Property (see instructions). Use duplicate copies of Part II if additional space is needed.

(a) No. from Part I	(b) Description of noncash property given	(c) FMV (or estimate) (see instructions)	(d) Date received
<u>2</u>	<u>SEE STATEMENT C</u> _____ _____	\$ <u>185,446.</u>	<u>07/18/11</u>
	_____ _____ _____	\$ _____	_____
	_____ _____ _____	\$ _____	_____
	_____ _____ _____	\$ _____	_____
	_____ _____ _____	\$ _____	_____
	_____ _____ _____	\$ _____	_____
	_____ _____ _____	\$ _____	_____
	_____ _____ _____	\$ _____	_____

Name of organization THE LIFEBRIDGE FOUNDATION, INC.	Employer identification number 06-1356766
--	---

Part III *Exclusively* religious, charitable, etc., individual contributions to section 501(c)(7), (8), or (10) organizations that total more than \$1,000 for the year. Complete columns (a) through (e) and the following line entry. For organizations completing Part III, enter the total of *exclusively* religious, charitable, etc., contributions of \$1,000 or less for the year. (Enter this information once) ▶ \$ _____
 Use duplicate copies of Part III if additional space is needed.

(a) No. from Part I	(b) Purpose of gift	(c) Use of gift	(d) Description of how gift is held
(e) Transfer of gift			
Transferee's name, address, and ZIP + 4		Relationship of transferor to transferee	
(e) Transfer of gift			
Transferee's name, address, and ZIP + 4		Relationship of transferor to transferee	
(e) Transfer of gift			
Transferee's name, address, and ZIP + 4		Relationship of transferor to transferee	
(e) Transfer of gift			
Transferee's name, address, and ZIP + 4		Relationship of transferor to transferee	
(e) Transfer of gift			
Transferee's name, address, and ZIP + 4		Relationship of transferor to transferee	
(e) Transfer of gift			
Transferee's name, address, and ZIP + 4		Relationship of transferor to transferee	

The Lifebridge Foundation, Inc.
 PORTFOLIO APPRAISAL
 Schwab Account 105917
 31-Dec-11

EIN 06-1356766

STATEMENT A

Quantity	Security	Ticker	Tax Basis	Book Basis	Market Value	P=Purch D=Don
<u>Cash and Equivalents</u>						
	Schwab Advisor Prem Cash Resrv		88,749.07	88,749.07	88,749.07	P

Corporate Bonds

50000	Hewlett Packard Co 5.250% Due 03-01-12		51,122.50	51,122.50	50,335.95	P
50000	Target Corp 5.875% Due 03-01-12		51,995.00	51,995.00	50,384.35	P
15000	Target Corp 5.125% Due 01-15-13		15,594.00	16,019.18	15,690.65	D
100000	Lehman Bros Hldgs Inc Mtn Be 5.750% Due 05-17-13		103,007.00	103,007.00	25,875.00	P
25000	Lehman Bros Hldgs Inc Mtn Be Defaulted Mat 01/14/11 5.000% Due 01-14-15		24,466.50	6,437.50	6,468.75	D
50000	Goldman Sachs Group Inc 5.125% Due 01-15-15		49,218.50	49,218.50	51,035.45	P
50000	Telefonica Emisiones S A U 4.949% Due 01-15-15		52,564.50	52,564.50	49,891.40	P
50000	Dell Inc 2.300% Due 09-10-15		49,117.00	49,117.00	51,143.45	P
50000	Medtronic Inc 4.750% Due 09-15-15		48,011.50	48,011.50	56,343.30	P
25000	Oracle Corp / Ozark Hldg Inc 5.250% Due 01-15-16		27,931.00	28,700.10	28,802.58	D
15000	Cisco Sys Inc 5.500% Due 02-22-16		15,355.50	17,282.96	17,455.25	D
	Accrued Interest				9,018.62	
			<u>488,383.00</u>	<u>473,475.74</u>	<u>412,444.75</u>	

Government Bonds

20000	Federal Natl Mtg Assn 5.000% Due 02-16-12		20,140.00	20,562.16	20,118.04	D
100000	Federal Natl Mtg Assn 4.750% Due 02-21-13		102,864.00	102,864.00	105,009.50	P
55000	Federal Farm Cr Bks Cons 5.350% Due 06-16-14		56,557.87	56,557.87	61,289.80	P

The Lifebridge Foundation, Inc.
 PORTFOLIO APPRAISAL
 Schwab Account 105917
 31-Dec-11

EIN 06-1356766

STATEMENT A

Quantity	Security	Ticker	Tax Basis	Book Basis	Market Value	P=Purch D=Don
	Accrued Interest				2,212.88	
			<u>179,561.87</u>	<u>179,984.03</u>	<u>188,630.22</u>	

Common Stock

Materials

215	Air Prods & Chems Inc	apd	13,518.29	13,518.29	18,315.85	P
15	Air Prods & Chems Inc	apd	586.65	1,392.75	1,277.85	D
5	Air Prods & Chems Inc	apd	430.60	464.25	425.95	D
245	Ecolab Inc Com	ecl	10,629.46	10,629.46	14,163.45	P
25	Ecolab Inc Com	ecl	1,103.68	1,376.25	1,445.25	D
283	Minerals Technologies Inc Com	mtx	15,522.49	15,522.49	15,997.99	P
20	Minerals Technologies Inc Com	mtx	803.35	1,332.40	1,130.60	D
			<u>42,594.52</u>	<u>44,235.89</u>	<u>52,756.94</u>	

Industrial Goods

100	Gardner Denver Inc Com	gdi	8,638.75	8,638.75	7,706.00	P
122	Grainger W W Inc Com	gww	7,330.00	7,330.00	22,837.18	P
10	Grainger W W Inc Com	gww	494.00	1,562.30	1,871.90	D
201	Kansas City Southern Com New	ksu	10,983.47	10,983.47	13,670.01	P
20	Kansas City Southern Com New	ksu	907.60	1,139.20	1,360.20	D
585	Lincoln Elec Hldgs Inc Com	leco	20,347.64	20,347.64	22,885.20	P
3033	Powershares Global ETF Trust Gbl Clean Ener	pbd	47,793.81	47,793.81	24,961.59	P
40	Powershares Global ETF Trust Gbl Clean Ener	pbd	1,122.00	502.00	329.20	D
10	Powershares Global ETF Trust Gbl Clean Ener	pbd	282.90	125.50	82.30	D
20	Powershares Global ETF Trust Gbl Clean Ener	pbd	455.40	251.00	164.60	D
140	Powershares Global ETF Trust Gbl Clean Ener	pbd	1,627.21	1,757.00	1,152.20	D
60	Powershares Global ETF Trust Gbl Clean Ener	pbd	544.15	753.00	493.80	D
254	Thomas & Betts Corp Com	tnb	13,073.51	13,073.51	13,868.40	P
5	Thomas & Betts Corp Com	tnb	263.90	262.40	273.00	D
15	Thomas & Betts Corp Com	tnb	634.20	787.20	819.00	D
348	United Parcel Service Inc Cl B	ups	24,219.36	24,219.36	25,470.12	P
10	United Parcel Service Inc Cl B	ups	695.25	723.40	731.90	D
18	United Parcel Service Inc Cl B	ups	1,237.09	1,302.12	1,317.42	D
			<u>140,650.24</u>	<u>141,551.66</u>	<u>139,994.02</u>	

Consumer Discretionary

The Lifebridge Foundation, Inc.
 PORTFOLIO APPRAISAL
 Schwab Account 105917
 31-Dec-11

EIN 06-1356766

STATEMENT A

Quantity	Security	Ticker	Tax Basis	Book Basis	Market Value	P=Purch D=Don
127	Deckers Outdoor Corp Com	deck	7,601.76	7,601.76	9,597.39	P
787	Jarden Corp Com	jah	25,591.29	25,591.29	23,515.56	P
25	Jarden Corp Com	jah	776.70	826.75	747.00	D
200	Johnson Ctls Inc Com	jci	5,047.74	5,047.74	6,252.00	P
10	Johnson Ctls Inc Com	jci	184.59	404.50	312.60	D
252	Nordstrom Inc Com	jwn	12,638.18	12,638.18	12,526.92	P
443	Starbucks Corp Com	sbux	13,513.37	13,513.37	20,382.43	P
25	Starbucks Corp Com	sbux	672.45	984.75	1,150.25	D
100	Starwood Hotels & Resorts Worldwide	hot	5,293.25	5,293.25	4,797.00	P
282	Target Corp Com	tgt	14,922.80	14,922.80	14,444.04	P
829	Time Warner Inc Com New	twx	28,281.07	28,281.07	29,960.06	P
40	Time Warner Inc Com New	twx	1,273.95	1,392.00	1,445.60	D
			115,797.15	116,497.46	125,130.85	

Consumer Staples

170	Church & Dwight Inc Com	chd	5,798.30	5,798.30	7,779.20	P
263	Costco Whsl Corp New Com	cost	16,131.55	16,131.55	21,913.16	P
25	Costco Whsl Corp New Com	cost	1,620.20	1,979.75	2,083.00	D
71	Green Mtn Coffee Roasters Inc Com	gmcr	7,131.67	7,131.67	3,184.35	P
146	Procter & Gamble Co	pg	9,320.78	9,320.78	9,739.66	P
30	Procter & Gamble Co	pg	1,866.75	1,931.10	2,001.30	D
316	Smucker J M Co Com New	sjm	19,347.89	19,347.89	24,701.72	P
20	Smucker J M Co Com New	sjm	972.94	1,511.60	1,563.40	D
246	Whole Foods Mkt Inc	wfm	10,111.46	10,111.46	17,116.68	P
5	Whole Foods Mkt Inc	wfm	204.25	318.65	347.90	D
20	Whole Foods Mkt Inc	wfm	567.40	1,274.60	1,391.60	D
			73,073.19	74,857.35	91,821.97	

Health Care

162	Amgen Inc	amgn	9,356.35	9,356.35	10,402.02	P
361	Baxter Intl Inc Com	bax	18,784.56	18,784.56	17,862.28	P
100	Cerner Corp	cern	6,110.85	6,110.85	6,125.00	P
282	Endo Pharmaceuticals Hldgs Inc Com	endp	9,982.16	9,982.16	9,737.46	P
31	Endo Pharmaceuticals Hldgs Inc Com	endp	1,116.30	1,223.88	1,070.43	D
260	Hologic Inc Com	holx	7,435.00	7,435.00	4,552.60	P
30	Hologic Inc Com	holx	857.88	595.50	525.30	D
299	Novartis A G SPD ADR	nvs	17,153.28	17,153.28	17,093.83	P
27	Novartis A G SPD ADR	nvs	1,557.40	1,639.44	1,543.59	D

The Lifebridge Foundation, Inc.
 PORTFOLIO APPRAISAL
 Schwab Account 105917
 31-Dec-11

EIN 06-1356766

STATEMENT A

Quantity	Security	Ticker	Tax Basis	Book Basis	Market Value	P=Purch D=Don
101	Novo-Nordisk A S Adr	nvo	13,005.23	13,005.23	11,641.26	P
450	PowerShares Dynamic Biotech & Genome Portfol	pbe	8,252.37	8,252.37	9,027.00	P
40	PowerShares Dynamic Biotech & Genome Portfol	pbe	748.80	876.00	802.40	D
507	Unitedhealth Group Inc Com	unh	17,594.35	17,594.35	25,694.76	P
30	Unitedhealth Group Inc Com	unh	1,045.92	1,554.90	1,520.40	D
105	Zimmer Hldgs Inc Com	zmh	5,978.10	5,978.10	5,609.10	P
5	Zimmer Hldgs Inc Com	zmh	433.00	315.75	267.10	D
			119,411.55	119,857.72	123,474.53	
<u>Financial Services</u>						
314	AFLAC Inc	afl	13,376.69	13,376.69	13,583.64	P
10	AFLAC Inc	afl	541.35	442.00	432.60	D
20	AFLAC Inc	afl	737.60	884.00	865.20	D
775	American Express Co	axp	33,554.98	33,554.98	36,556.75	P
10	American Express Co	axp	514.70	511.40	471.70	D
30	American Express Co	axp	1,313.55	1,534.20	1,415.10	D
444	Chubb Corp Com	cb	21,374.50	21,374.50	30,733.68	P
20	Chubb Corp Com	cb	605.90	1,223.20	1,384.40	D
797	Hartford Finl Svcs Group Inc Com	hig	18,997.91	18,997.91	12,951.25	P
779	HCC Ins Hldgs Inc	hcc	22,551.54	22,551.54	21,422.50	P
60	HCC Ins Hldgs Inc	hcc	1,688.55	1,832.40	1,650.00	D
716	Lincoln Natl Corp Ind Com	lnc	18,081.90	18,081.90	13,904.72	P
40	Lincoln Natl Corp Ind Com	lnc	973.55	1,062.40	776.80	D
480	Prologis, Inc	pld	13,227.19	13,227.19	13,723.20	P
			147,539.91	148,654.31	149,871.54	
<u>Technology</u>						
86	Apple Inc	aapl	12,674.98	12,674.98	34,830.00	P
10	Apple Inc	aapl	862.75	3,703.30	4,050.00	D
649	E M C Corp Mass Com	emc	9,398.11	9,398.11	13,979.46	P
55	E M C Corp Mass Com	emc	547.72	1,466.30	1,184.70	D
330	Hewlett Packard Co Com	hpq	5,350.90	5,350.90	8,500.80	P
40	Hewlett Packard Co Com	hpq	536.00	1,400.00	1,030.40	D
913	Intel Corp Com	intc	20,304.83	20,304.83	22,140.25	P
60	Intel Corp Com	intc	1,596.60	1,336.80	1,455.00	D
160	International Business Machs	ibm	15,709.18	15,709.18	29,420.80	P
15	International Business Machs	ibm	1,416.15	2,623.65	2,758.20	D
5	International Business Machs	ibm	578.50	874.55	919.40	D

The Lifebridge Foundation, Inc.
 PORTFOLIO APPRAISAL
 Schwab Account 105917
 31-Dec-11

EIN 06-1356766

STATEMENT A

Quantity	Security	Ticker	Tax Basis	Book Basis	Market Value	P=Purch D=Don
59	MasterCard Incorporated	ma	19,818.83	19,818.83	21,996.38	P
594	Microsoft Corp Com	msft	17,711.47	17,711.47	15,420.24	P
40	Microsoft Corp Com	msft	1,307.88	1,059.40	1,038.40	D
20	Microsoft Corp Com	msft	558.20	529.70	519.20	D
157	Netgear Inc Com	ntgr	3,489.44	3,489.44	5,270.49	P
780	Oracle Corp Com	orcl	12,882.95	12,882.95	20,007.00	P
40	Oracle Corp Com	orcl	793.21	1,261.20	1,026.00	D
20	Oracle Corp Com	orcl	289.40	630.60	513.00	D
30	Oracle Corp Com	orcl	574.80	945.90	769.50	D
263	Qualcomm Inc Com	qcom	15,017.83	15,017.83	14,386.10	P
218	VeriFone Systems Inc	pay	9,596.81	9,596.81	7,743.36	P
			<u>151,016.54</u>	<u>157,786.73</u>	<u>208,958.68</u>	
<u>Telecommunications</u>						
801	AT & T Inc	t	22,579.91	22,579.91	24,222.24	P
55	AT & T Inc	t	1,460.40	1,649.45	1,663.20	D
270	Telefonica S A Sponsored Adr	tef	6,158.20	6,158.20	4,641.30	P
30	Telefonica S A Sponsored Adr	tef	676.50	653.10	515.70	D
592	Vodafone Group Plc New Spons Adr New	vod	17,240.89	17,240.89	16,593.76	P
			<u>48,115.90</u>	<u>48,281.55</u>	<u>47,636.20</u>	
<u>Utilities</u>						
246	ITC Hldgs Corp	itc	17,643.00	17,643.00	18,666.48	P
			<u>855,842.00</u>	<u>869,365.67</u>	<u>958,311.21</u>	
TOTAL PORTFOLIO			<u>1,612,535.94</u>	<u>1,611,574.51</u>	<u>1,648,135.25</u>	
Purchased securities			146,146.82	145,185.39	142,620.81	D
Donated securities			1,466,389.12	1,466,389.12	1,494,282.94	P
Accrued Interest					11,231.50	
			<u>1,612,535.94</u>	<u>1,611,574.51</u>	<u>1,648,135.25</u>	

The Lifebridge Foundation, Inc
 REALIZED GAINS AND LOSSES
 Schwab Account 105917
 From 01-01-11 Through 12-31-11

STATEMENT B

<u>Open Date</u>	<u>Close Date</u>	<u>Qty</u>	<u>Security</u>	<u>Proceeds</u>	<u>Tax</u>		<u>Tax Gain Or Loss</u>		<u>Book Basis</u>	<u>Book Gain Or Loss</u>		<u>P=Purchase</u> <u>D=Donation</u>
					<u>Basis</u>	<u>Short Term</u>	<u>Long Term</u>	<u>Short Term</u>		<u>Long Term</u>		
9/27/2010	12/1/2011		20 3M Co	1,621.71	1,757.95		(136.24)		1,888.80		(267.09)	D
9/27/2010	12/1/2011		20 3M Co	1,621.71	1,743.77		(122.06)		1,743.77		(122.06)	P
3/19/2010	12/1/2011		190 3M Co	15,406.25	15,664.38		(258.13)		15,664.38		(258.13)	P
11/16/2010	1/24/2011		62 AFLAC Inc	3,625.42	3,333.29	292.13			3,333.29	292.13		P
11/16/2010	7/25/2011		30 AFLAC Inc	1,373.44	1,631.55	(258.11)			1,326.00	47.44		D
9/27/2010	7/25/2011		10 AFLAC Inc	457.81	541.35	(83.54)			541.35	(83.54)		P
11/16/2010	7/25/2011		107 AFLAC Inc	4,898.59	5,752.61	(854.02)			5,752.61	(854.02)		P
7/25/2011	7/26/2011		69 American Express Co	3,536.89	3,602.92	(66.03)			3,602.92	(66.03)		P
9/27/2010	1/24/2011		3 Apple Inc	995.37	884.42	110.95			884.42	110.95		P
7/25/2011	7/26/2011		11 Apple Inc	4,414.58	4,400.37	14.21			4,400.37	14.21		P
9/27/2010	7/26/2011		1 Apple Inc	401.34	294.81	106.53			294.81	106.53		P
9/27/2010	7/26/2011		35 AT & T Inc	1,044.82	1,019.90	24.92			1,049.65	(4.83)		D
9/27/2010	7/26/2011		65 AT & T Inc	1,940.37	1,859.07	81.30			1,859.07	81.30		P
3/19/2010	5/2/2011		40 Baxter Intl Inc Com	2,302.97	2,368.95		(65.98)		2,368.95		(65.98)	P
11/16/2010	5/2/2011		20 Baxter Intl Inc Com	1,151.49	1,027.35	124.14			1,027.35	124.14		P
12/5/2006	5/2/2011		250 Baxter Intl Inc Com	14,393.58	11,335.00		3,058.58		11,335.00		3,058.58	P
5/30/2007	7/25/2011		10 Baxter Intl Inc Com	612.50	560.00		52.50		602.40		10.10	D
12/5/2006	7/25/2011		20 Baxter Intl Inc Com	1,225.01	906.80		318.21		1,204.80		20.21	D
3/19/2010	12/1/2011		75 Becton Dickinson & Co	5,544.58	5,933.95		(389.37)		5,933.95		(389.37)	P
11/16/2010	12/1/2011		11 Becton Dickinson & Co	813.20	854.08		(40.88)		854.08		(40.88)	P
3/9/2009	12/1/2011		10 Becton Dickinson & Co	739.28	630.65		108.63		866.60		(127.32)	D
3/9/2009	12/1/2011		80 Becton Dickinson & Co	5,914.22	4,982.55		931.67		4,982.55		931.67	P
7/25/2011	8/23/2011		139 CBRE Group Inc	1,908.25	3,307.00	(1,398.75)			3,307.00	(1,398.75)		P
11/16/2010	8/23/2011		72 CBRE Group Inc	988.45	1,415.83	(427.38)			1,415.83	(427.38)		P
9/27/2010	8/23/2011		50 CBRE Group Inc	686.42	963.45	(277.03)			1,145.50	(459.08)		D
9/27/2010	8/23/2011		530 CBRE Group Inc	7,276.06	10,006.87	(2,730.81)			10,006.87	(2,730.81)		P
3/18/2008	5/2/2011		37 Chipotle Mexican Grill Inc Com	9,923.88	3,272.98		6,650.90		3,272.98		6,650.90	P
6/10/2008	7/25/2011		5 Chipotle Mexican Grill Inc Com	1,660.87	420.85		1,240.02		1,627.35		33.52	D
11/16/2010	1/24/2011		18 Chubb Corp Com	1,036.65	1,040.21	(3.56)			1,040.21	(3.56)		P
11/16/2010	7/26/2011		30 Chubb Corp Com	1,918.93	1,749.15	169.78			1,834.80	84.13		D
11/16/2010	7/26/2011		28 Chubb Corp Com	1,791.01	1,618.10	172.91			1,618.10	172.91		P
4/25/2007	2/22/2011		50000 Cisco Sys Inc 5 250% Due 02-22-11	50,000.00	50,553.50		(553.50)		50,553.50		(553.50)	P
2/23/2001	1/24/2011		54 Cisco Sys Inc Com	1,129.35	1,397.81		(268.46)		1,397.81		(268.46)	P
2/23/2001	5/2/2011		441 Cisco Sys Inc Com	7,682.14	11,415.46		(3,733.32)		11,415.46		(3,733.32)	P
9/27/2010	5/2/2011		115 Cisco Sys Inc Com	2,003.28	2,541.24	(537.96)			2,541.24	(537.96)		P

REALIZED GAINS AND LOSSES
Schwab Account 105917

STATEMENT B

From 01-01-11 Through 12-31-11

Open Date	Close Date	Qty	Security	Proceeds	Tax		Tax Gain Or Loss		Book Basis	Book	Book Gain Or Loss		P=Purchase D=Donation
					Basis	Short Term	Long Term	Short Term			Long Term		
12/22/2008	5/2/2011	200	Cisco Sys Inc Com	3,483.97	3,310.75	173.22	LT	173.22	3,310.75	3,310.75	173.22	P	
9/9/2008	7/25/2011	30	Cisco Sys Inc Com	486.31	699.30	(212.99)	LT	25.36	460.95	460.95	25.36	D	
4/15/1998	7/25/2011	60	Cisco Sys Inc Com	972.61	698.65	273.96	LT	50.71	921.90	921.90	50.71	D	
11/16/2010	1/24/2011	11	Costco Whsl Corp New Com	794.57	726.43	68.14	ST	68.14	726.43	726.43	68.14	P	
11/16/2010	7/18/2011	22	Deckers Outdoor Corp Com	2,043.49	1,335.86	707.63	ST	17.51	2,025.98	2,025.98	17.51	D	
11/16/2010	7/18/2011	84	Deckers Outdoor Corp Com	7,802.40	5,027.94	2,774.46	ST	2,774.46	5,027.94	5,027.94	2,774.46	P	
7/18/2011	12/8/2011	109	Diamond Foods Inc Com	2,933.55	8,144.60	(5,211.05)	ST	(5,211.05)	8,144.60	8,144.60	(5,211.05)	P	
5/2/2011	8/29/2011	134	E M C Corp Mass Com	2,928.83	3,837.56	(908.73)	ST	(908.73)	3,837.56	3,837.56	(908.73)	P	
12/19/2005	9/15/2011	125,000	Federal Home Ln Mtg Corp 5 500% Due 09-15-11	125,000.00	129,504.50	(4,504.50)	LT	(4,504.50)	129,504.50	129,504.50	(4,504.50)	P	
6/10/2008	7/25/2011	20	Forest City Enterprises Inc Cl A	369.61	777.80	(408.19)	LT	9.81	359.80	359.80	9.81	D	
9/9/2008	7/25/2011	100	Forest City Enterprises Inc Cl A	1,848.06	3,093.95	(1,245.89)	LT	(1,245.89)	3,093.95	3,093.95	(1,245.89)	P	
1/24/2011	7/25/2011	349	Forest City Enterprises Inc Cl A	6,449.71	5,784.20	665.51	ST	665.51	5,784.20	5,784.20	665.51	P	
11/16/2010	1/24/2011	26	General Mills Inc	939.56	932.13	7.43	ST	7.43	932.13	932.13	7.43	P	
11/16/2010	5/2/2011	7	General Mills Inc	272.07	250.96	21.11	ST	21.11	250.96	250.96	21.11	P	
3/21/2007	5/2/2011	630	General Mills Inc	24,486.21	18,011.70	6,474.51	LT	6,474.51	18,011.70	18,011.70	6,474.51	P	
5/30/2007	7/25/2011	10	General Mills Inc	376.41	301.70	74.71	LT	3.61	372.80	372.80	3.61	D	
3/20/2008	7/25/2011	20	General Mills Inc	752.83	596.30	156.53	LT	7.23	745.60	745.60	7.23	D	
3/21/2007	7/25/2011	40	General Mills Inc	1,505.66	1,143.60	362.06	LT	14.46	1,491.20	1,491.20	14.46	D	
9/24/2007	7/18/2011	200	Gen-Probe Inc New Com	12,511.17	13,483.18	(972.01)	LT	(972.01)	13,483.18	13,483.18	(972.01)	P	
9/24/2007	7/25/2011	15	Gen-Probe Inc New Com	951.98	1,008.60	(56.62)	LT	(1.72)	953.70	953.70	(1.72)	D	
9/27/2010	1/24/2011	7	Grainger W W Inc Com	959.65	846.63	113.02	ST	113.02	846.63	846.63	113.02	P	
9/27/2010	7/18/2011	5	Grainger W W Inc Com	781.69	622.45	159.24	ST	0.54	781.15	781.15	0.54	D	
9/27/2010	7/18/2011	13	Grainger W W Inc Com	2,032.41	1,572.32	460.09	ST	460.09	1,572.32	1,572.32	460.09	P	
3/19/2010	7/18/2011	23	Grainger W W Inc Com	3,595.79	2,493.40	1,102.39	LT	1,102.39	2,493.40	2,493.40	1,102.39	P	
5/12/2003	1/24/2011	20	Hewlett Packard Co Com	940.78	346.60	594.18	LT	594.18	346.60	346.60	594.18	P	
9/27/2010	5/2/2011	70	Home Depot Inc Com	2,613.54	2,220.25	393.29	ST	393.29	2,220.25	2,220.25	393.29	P	
12/28/2009	5/2/2011	215	Home Depot Inc Com	8,027.30	6,256.64	1,770.66	LT	1,770.66	6,256.64	6,256.64	1,770.66	P	
9/27/2010	7/25/2011	25	Home Depot Inc Com	914.73	809.45	105.28	ST	23.48	891.25	891.25	23.48	D	
9/27/2010	7/25/2011	360	Horace Mann Educators Corp New Com	5,334.58	6,307.15	(972.57)	ST	(972.57)	6,307.15	6,307.15	(972.57)	P	
11/16/2010	7/25/2011	110	Horace Mann Educators Corp New Com	1,630.01	1,849.47	(219.46)	ST	(219.46)	1,849.47	1,849.47	(219.46)	P	
9/23/2009	7/25/2011	145	Horace Mann Educators Corp New Com	2,148.65	2,122.78	25.87	LT	25.87	2,122.78	2,122.78	25.87	P	
6/10/2009	7/25/2011	85	Horace Mann Educators Corp New Com	1,259.55	819.08	440.47	LT	440.47	1,264.80	1,264.80	(5.25)	D	
6/10/2009	7/25/2011	300	Horace Mann Educators Corp New Com	4,445.48	2,849.95	1,595.53	LT	1,595.53	2,849.95	2,849.95	1,595.53	P	
12/28/2009	1/24/2011	21	Illinois Tool Wks Inc Com	1,144.98	1,006.62	138.36	LT	138.36	1,006.62	1,006.62	138.36	P	
12/28/2009	5/2/2011	161	Illinois Tool Wks Inc Com	9,378.89	7,717.39	1,661.50	LT	1,661.50	7,717.39	7,717.39	1,661.50	P	

The Lifebridge Foundation, Inc.
 REALIZED GAINS AND LOSSES
 Schwab Account 105917

STATEMENT B

From 01-01-11 Through 12-31-11

Open Date	Close Date	Qty	Security	Proceeds	Tax		Tax Gain Or Loss		Book Basis	Book Gain Or Loss		P=Purchase D=Don
					Basis	Short Term	Long Term	Short Term		Long Term		
12/28/2009	8/23/2011	73	Illinois Tool Wks Inc Com	3,074.78	3,499.19	(424.41)	LT	3,499.19	(424.41)	P		
9/27/2010	8/23/2011	30	Illinois Tool Wks Inc Com	1,263.61	1,430.85	(167.24)	ST	1,684.80	(421.19)	D		
3/19/2010	8/23/2011	35	Illinois Tool Wks Inc Com	1,474.21	1,656.40	(182.19)	LT	1,656.40	(182.19)	P		
9/27/2010	8/23/2011	45	Illinois Tool Wks Inc Com	1,895.41	2,125.30	(229.89)	ST	2,125.30	(229.89)	P		
9/27/2010	7/26/2011	22	International Business Machs	4,017.05	2,962.28	1,054.77	ST	2,962.28	1,054.77	P		
8/23/2011	12/1/2011	71	ITC Hldgs Corp	5,259.15	5,117.78	141.37	ST	5,117.78	141.37	P		
7/25/2011	7/26/2011	99	Jarden Corp Com	3,307.49	3,378.82	(71.33)	ST	3,378.82	(71.33)	P		
3/19/2010	1/21/2011	290	Johnson & Johnson Com	18,183.56	18,912.95	(729.39)	ST	18,912.95	(729.39)	P		
11/16/2010	1/21/2011	20	Johnson & Johnson Com	1,254.04	1,276.75	(22.71)	ST	1,276.75	(22.71)	P		
4/28/2010	7/25/2011	1	Koninklijke Philips Electrs Nv Ny Reg Sh New	20.37	27.83	(7.46)	LT	20.10	0.27	D		
3/13/2002	1/24/2011	41	Microsoft Corp Com	1,159.53	1,275.52	(115.99)	LT	1,275.52	(115.99)	P		
9/27/2010	7/25/2011	30	Netgear Inc Com	1,200.30	854.85	345.45	ST	1,167.00	33.30	D		
9/27/2010	7/25/2011	35	Netgear Inc Com	1,400.35	982.30	418.05	ST	982.30	418.05	P		
12/28/2009	7/25/2011	103	Netgear Inc Com	4,121.02	2,289.25	1,831.77	LT	2,289.25	1,831.77	P		
9/27/2010	1/24/2011	34	Ormat Technologies Inc Com	1,028.03	986.44	41.59	ST	986.44	41.59	P		
9/27/2010	7/18/2011	50	Ormat Technologies Inc Com	1,074.23	1,469.95	(395.72)	ST	1,069.50	4.73	D		
9/27/2010	7/18/2011	446	Ormat Technologies Inc Com	9,582.11	12,939.75	(3,357.64)	ST	12,939.75	(3,357.64)	P		
9/27/2010	7/25/2011	50	Ormat Technologies Inc Com	1,083.53	1,450.64	(367.11)	ST	1,450.64	(367.11)	P		
1/24/2011	12/1/2011	214	PowerShares Dynamic Biotech & Genome	4,145.99	4,596.64	(450.65)	ST	4,596.64	(450.65)	P		
6/16/2008	8/23/2011	500	PowerShares Wndrhill Clin En	3,243.97	11,030.95	(7,786.98)	LT	11,030.95	(7,786.98)	P		
9/9/2008	8/23/2011	30	PowerShares Wndrhill Clin En	194.64	505.20	(310.56)	LT	250.50	(55.86)	D		
6/10/2009	8/23/2011	80	PowerShares Wndrhill Clin En	519.04	904.75	(385.71)	LT	668.00	(148.96)	D		
9/27/2010	8/23/2011	140	PowerShares Wndrhill Clin En	908.31	1,351.41	(443.10)	ST	1,351.41	(443.10)	P		
12/4/2007	1/24/2011	60	PowerShares Gbl Clean Ener	859.58	1,792.35	(932.77)	LT	1,792.35	(932.77)	P		
12/4/2007	7/26/2011	354	PowerShares Gbl Clean Ener	4,608.18	10,574.84	(5,966.66)	LT	10,574.84	(5,966.66)	P		
11/16/2010	1/24/2011	12	Procter & Gamble Co	794.06	772.40	21.66	ST	772.40	21.66	P		
11/16/2010	7/18/2011	5	Procter & Gamble Co	321.47	321.83	(0.36)	ST	321.83	(0.36)	P		
3/19/2010	7/18/2011	57	Procter & Gamble Co	3,664.78	3,638.93	25.85	LT	3,638.93	25.85	P		
3/19/2010	12/1/2011	77	Procter & Gamble Co	4,960.53	4,915.75	44.78	LT	4,915.75	44.78	P		
11/16/2010	1/24/2011	118	Progressive Corp Ohio Com	2,333.73	2,489.07	(155.34)	ST	2,489.07	(155.34)	P		
11/16/2010	1/24/2011	510	Progressive Corp Ohio Com	10,086.46	10,726.79	(640.33)	ST	10,726.79	(640.33)	P		
9/27/2010	7/25/2011	25	Progressive Corp Ohio Com	507.21	552.20	(44.99)	ST	498.00	9.21	D		
11/16/2010	7/25/2011	90	Progressive Corp Ohio Com	1,825.96	1,892.96	(67.00)	ST	1,892.96	(67.00)	P		
3/19/2010	7/25/2011	255	Progressive Corp Ohio Com	5,173.55	4,648.46	525.09	LT	4,648.46	525.09	P		
12/28/2009	7/5/2011	300	Sealed Air Corp New Com	7,090.91	6,566.65	524.26	LT	6,566.65	524.26	P		

The Lifebridge Foundation, Inc
 REALIZED GAINS AND LOSSES
 Schwab Account 105917

STATEMENT B

From 01-01-11 Through 12-31-11

Open Date	Close Date	Qty	Security	Proceeds	Tax		Tax Gain Or Loss		Book		P=Purchase D=Don
					Basis	Short Term	Long Term	Basis	Short Term	Long Term	
3/19/2010	7/5/2011	70	Sealed Air Corp New Com	1,654.54	1,530.05	124.49	1,530.05	LT	1,530.05	124.49	P
9/27/2010	7/25/2011	40	Sealed Air Corp New Com	908.98	925.95	(16.97)	902.80	ST	902.80	6.18	D
7/18/2011	7/26/2011	39	Smucker J M Co Com New	3,071.21	2,952.37	118.84	2,952.37	ST	2,952.37	118.84	P
3/19/2010	1/24/2011	48	Staples Inc Com	1,120.95	1,146.60	(25.65)	1,146.60	ST	1,146.60	(25.65)	P
3/19/2010	7/18/2011	52	Staples Inc Com	783.54	1,242.15	(458.61)	1,242.15	LT	1,242.15	(458.61)	P
7/8/2002	7/18/2011	215	Staples Inc Com	3,239.66	2,668.15	571.51	2,668.15	LT	2,668.15	571.51	P
7/8/2002	7/25/2011	30	Staples Inc Com	474.69	371.40	103.29	454.80	LT	454.80	19.89	D
5/2/2011	8/29/2011	77	Starbucks Corp Com	2,903.90	2,805.25	98.65	2,805.25	ST	2,805.25	98.65	P
3/19/2010	7/5/2011	100	Target Corp Com	4,748.64	5,319.85	(571.21)	5,319.85	LT	5,319.85	(571.21)	P
7/8/2002	7/5/2011	100	Target Corp Com	4,748.63	3,888.00	860.63	3,888.00	LT	3,888.00	860.63	P
12/3/2007	7/25/2011	10	Target Corp Com	509.71	598.60	(88.89)	504.60	LT	504.60	5.11	D
7/8/2002	7/25/2011	20	Target Corp Com	1,019.41	776.60	242.81	1,009.20	LT	1,009.20	10.21	D
9/27/2010	6/30/2011	200	Telvent Git Sa Shs	7,951.04	4,370.75	3,580.29	4,370.75	ST	4,370.75	3,580.29	P
3/19/2010	1/21/2011	160	Teva Pharmaceutical Inds Ltd Adr	8,436.01	10,018.23	(1,582.22)	10,018.23	ST	10,018.23	(1,582.22)	P
9/27/2010	1/24/2011	30	Texas Instrs Inc Com	1,022.13	814.28	207.85	814.28	ST	814.28	207.85	P
9/27/2010	8/23/2011	45	Texas Instrs Inc Com	1,138.98	1,234.05	(95.07)	1,374.30	ST	1,374.30	(235.32)	D
9/27/2010	8/23/2011	25	Texas Instrs Inc Com	632.77	678.57	(45.80)	678.57	ST	678.57	(45.80)	P
12/28/2009	8/23/2011	350	Texas Instrs Inc Com	8,858.73	8,905.60	(46.87)	8,905.60	LT	8,905.60	(46.87)	P
3/19/2010	8/23/2011	55	Texas Instrs Inc Com	1,392.09	1,341.05	51.04	1,341.05	LT	1,341.05	51.04	P
9/27/2010	7/5/2011	105	Timberland Co Cl A	4,532.60	2,053.18	2,479.42	2,053.18	ST	2,053.18	2,479.42	P
12/28/2009	7/5/2011	105	Timberland Co Cl A	4,532.59	1,916.03	2,616.56	1,916.03	LT	1,916.03	2,616.56	P
12/28/2009	7/18/2011	205	Timberland Co Cl A	8,808.14	3,740.81	5,067.33	3,740.81	LT	3,740.81	5,067.33	P
6/10/2009	7/25/2011	50	Timberland Co Cl A	2,136.51	723.95	1,412.56	2,150.00	LT	2,150.00	(13.49)	D
9/27/2010	1/24/2011	26	Time Warner Inc Com New	844.40	815.76	28.64	815.76	ST	815.76	28.64	P
5/2/2011	7/18/2011	117	Time Warner Inc Com New	4,072.16	4,467.60	(395.44)	4,467.60	ST	4,467.60	(395.44)	P
5/2/2011	7/26/2011	103	Time Warner Inc Com New	3,775.41	3,933.02	(157.61)	3,933.02	ST	3,933.02	(157.61)	P
5/2/2011	7/18/2011	58	United Parcel Service Inc Cl B	4,188.43	4,358.81	(170.38)	4,358.81	ST	4,358.81	(170.38)	P
5/2/2011	7/26/2011	46	United Parcel Service Inc Cl B	3,223.41	3,456.99	(233.58)	3,456.99	ST	3,456.99	(233.58)	P
11/16/2010	1/24/2011	22	Unitedhealth Group Inc Com	872.12	773.90	98.22	773.90	ST	773.90	98.22	P
11/16/2010	7/26/2011	31	Unitedhealth Group Inc Com	1,599.89	1,109.54	490.35	1,606.73	ST	1,606.73	(6.84)	D
11/16/2010	7/26/2011	33	Unitedhealth Group Inc Com	1,703.10	1,160.85	542.25	1,160.85	ST	1,160.85	542.25	P
12/22/2008	1/24/2011	131	W.R. Berkley Corp	3,646.38	4,011.05	(364.67)	4,011.05	LT	4,011.05	(364.67)	P
12/22/2008	7/18/2011	19	W.R. Berkley Corp	590.77	581.75	9.02	581.75	LT	581.75	9.02	P
11/16/2010	7/18/2011	50	W.R. Berkley Corp	1,554.66	1,391.95	162.71	1,564.00	ST	1,564.00	(9.34)	D
3/18/2008	7/18/2011	150	W.R. Berkley Corp	4,663.98	4,159.45	504.53	4,159.45	LT	4,159.45	504.53	P

The Lifebridge Foundation, Inc.
 REALIZED GAINS AND LOSSES
 Schwab Account 105917

From 01-01-11 Through 12-31-11

STATEMENT B

Open Date	Close Date	Qty	Security	Proceeds	Tax		Tax Gain Or Loss		Book Gain Or Loss		P=Purchase D=Don
					Basis	Short Term	Long Term	Basis	Short Term	Long Term	
3/20/2008	7/18/2011	15	W.R. Berkley Corp	466.40	410.40	56.00	LT	469.20	(2.80)	D	
6/10/2008	7/18/2011	10	W R Berkley Corp	310.93	267.60	43.33	LT	312.80	(1.87)	D	
3/19/2010	7/18/2011	85	W R. Berkley Corp	2,642.92	2,183.22	459.70	LT	2,183.22	459.70	P	
3/19/2010	7/25/2011	75	W.R. Berkley Corp	2,417.25	1,926.37	490.88	LT	1,926.37	490.88	P	
5/2/2011	7/26/2011	36	Waters Corp Com	3,182.03	3,542.41	(360.38)	ST	3,542.41	(360.38)	P	
5/2/2011	8/23/2011	176	Waters Corp Com	12,846.12	17,318.44	(4,472.32)	ST	17,318.44	(4,472.32)	P	
9/27/2010	8/23/2011	20	Waters Corp Com	1,459.79	1,430.15	29.64	ST	1,430.15	29.64	P	
12/28/2009	8/23/2011	100	Waters Corp Com	7,298.94	6,172.65	1,126.29	LT	6,172.65	1,126.29	P	
12/22/2008	8/23/2011	10	Waters Corp Com	729.89	362.18	367.71	LT	928.60	(198.71)	D	
7/18/2011	7/26/2011	48	Whole Foods Mkt Inc	3,190.19	3,061.48	128.71	ST	3,061.48	128.71	P	
7/18/2011	12/1/2011	131	Whole Foods Mkt Inc	8,811.90	8,355.28	456.62	ST	8,355.28	456.62	P	
9/16/2008	12/1/2011	20	Wiley John & Sons Inc Cl A	962.88	822.85	140.03	LT	822.85	140.03	P	
9/27/2010	12/1/2011	75	Wiley John & Sons Inc Cl A	3,610.81	3,050.95	559.86	LT	3,050.95	559.86	P	
3/18/2008	12/1/2011	150	Wiley John & Sons Inc Cl A	7,221.62	6,095.95	1,125.67	LT	6,095.95	1,125.67	P	
3/20/2008	12/1/2011	20	Wiley John & Sons Inc Cl A	962.88	800.00	162.88	LT	1,032.40	(69.52)	D	
12/22/2008	12/1/2011	15	Wiley John & Sons Inc Cl A	722.16	482.50	239.66	LT	774.30	(52.14)	D	
TOTAL GAINS					17,017.15	46,491.99		15,078.31	41,047.15		
TOTAL LOSSES					(28,647.22)	(30,611.12)		(28,528.69)	(29,949.19)		
				677,991.46	673,740.66	(11,630.07)		680,343.88	(13,450.38)	11,097.96	
NET REALIZED GAIN/LOSS						4,250.80			(2,352.42)		
SHORT-TERM PURCHASED SECURITIES				216,382.81	228,923.11	(12,540.30)		228,923.11	(12,540.30)		
LONG-TERM PURCHASED SECURITIES				422,996.31	411,164.11	11,832.20		411,164.11	11,832.20		
SHORT-TERM DONATED SECURITIES				18,011.38	17,101.15	910.23		18,921.46	(910.08)		
LONG-TERM DONATED SECURITIES				20,600.96	16,552.29	4,048.67		21,335.20	(734.24)		
				677,991.46	673,740.66	(11,630.07)		680,343.88	(13,450.38)	11,097.96	
NO CAPITAL GAINS DISTRIBUTIONS											

The Lifebridge Foundation, Inc.
 Unrestricted gift from
 Paul M. Hancock First Charitable Unitrust
 July 18, 2011

EIN 06-1356766

STATEMENT C

<u>Donor's</u> <u>Date of Acq</u>	<u>Quantity</u>	<u>Security</u>	<u>Donor's</u> <u>Tax Basis</u>	<u>FMV at</u> <u>Date of Gift</u>	<u>Symbol</u>
<u>Cash and Equivalents</u>					
		Schwab Advisor Cash Resrv	19,466.18	19,466.18	
<u>Corporate Bonds</u>					
2/28/2008	15000	Target Corp 5.125% Due 01-15-13	15,594.00	16,019.18	87612EAT3
8/7/2006	25000	Lehman Bros Hldgs Inc Mtn Be Defaulted Mat 01/14/11 5.000% Due 01-14-15	24,466.50	6,437.50	52517PD57
2/22/2011	25000	Oracle Corp / Ozark Hldg Inc 5.250% Due 01-15-16	27,931.00	28,700.10	68402LAC8
2/28/2008	15000	Cisco Sys Inc 5.500% Due 02-22-16	15,355.50	17,282.96	17275RAC6
			<u>83,347.00</u>	<u>68,439.74</u>	
<u>Government Bonds</u>					
4/25/2007	20000	Federal Natl Mtg Assn 5.000% Due 02-16-12	20,140.00	20,562.16	31359M5H2
<u>Common Stock</u>					
9/27/2010	20	3M Co	1,757.95	1,888.80	MMM
1/30/2004	20	AFLAC Inc	737.60	884.00	AFL
9/27/2010	10	AFLAC Inc	541.35	442.00	AFL
11/16/2010	30	AFLAC Inc	1,631.55	1,326.00	AFL
3/3/2003	15	Air Prods & Chems Inc	586.65	1,392.75	APD
9/9/2008	5	Air Prods & Chems Inc	430.60	464.25	APD
12/14/2005	10	American Express Co	514.70	511.40	AXP
9/27/2010	30	American Express Co	1,313.55	1,534.20	AXP
12/22/2008	10	Apple Inc	862.75	3,703.30	AAPL
3/19/2010	55	AT & T Inc	1,460.40	1,649.45	T
9/27/2010	35	AT & T Inc	1,019.90	1,049.65	T
12/5/2006	20	Baxter Intl Inc Com	906.80	1,204.80	BAX
5/30/2007	10	Baxter Intl Inc Com	560.00	602.40	BAX
3/9/2009	10	Becton Dickinson & Co	630.65	866.60	BDX
9/27/2010	50	CBRE Group Inc	963.45	1,145.50	CPG
6/10/2008	5	Chipotle Mexican Grill Inc Com	420.85	1,627.35	CMG
9/16/2002	20	Chubb Corp Com	605.90	1,223.20	CB
11/16/2010	30	Chubb Corp Com	1,749.15	1,834.80	CB
4/15/1998	60	Cisco Sys Inc Com	698.65	921.90	CSCO
9/9/2008	30	Cisco Sys Inc Com	699.30	460.95	CSCO
9/27/2010	25	Costco Whsl Corp New Com	1,620.20	1,979.75	COST

The Lifebridge Foundation, Inc.
 Unrestricted gift from
 Paul M. Hancock First Charitable Unitrust
 July 18, 2011

EIN 06-1356766

STATEMENT C

<u>Donor's</u> <u>Date of Acq</u>	<u>Quantity</u>	<u>Security</u>	<u>Donor's</u> <u>Tax Basis</u>	<u>FMV at</u> <u>Date of Gift</u>	<u>Symbol</u>
11/16/2010	22	Deckers Outdoor Corp Com	1,335.86	2,025.98	DECK
3/9/2009	55	E M C Corp Mass Com	547.72	1,466.30	EMC
3/19/2010	25	Ecolab Inc Com	1,103.68	1,376.25	ECL
11/16/2010	31	Endo Pharmaceuticals Hldgs Inc Com	1,116.30	1,223.88	ENDP
6/10/2008	20	Forest City Enterprises Inc Cl A	777.80	359.80	FCEA
9/24/2007	15	Gen-Probe Inc New Com	1,008.60	953.70	GPRO
3/21/2007	40	General Mills Inc	1,143.60	1,491.20	GIS
5/30/2007	10	General Mills Inc	301.70	372.80	GIS
3/20/2008	20	General Mills Inc	596.30	745.60	GIS
7/8/2002	10	Grainger W W Inc Com	494.00	1,562.30	GWV
9/27/2010	5	Grainger W W Inc Com	622.45	781.15	GWV
9/23/2009	60	HCC Ins Hldgs Inc	1,688.55	1,832.40	HCC
9/16/2002	40	Hewlett Packard Co Com	536.00	1,400.00	HPQ
2/17/2006	30	Hologic Inc Com	857.88	595.50	HOLX
9/27/2010	25	Home Depot Inc Com	809.45	891.25	HD
6/10/2009	85	Horace Mann Educators Corp New Com	819.08	1,264.80	HMN
9/27/2010	30	Illinois Tool Wks Inc Com	1,430.85	1,684.80	ITW
12/3/2007	60	Intel Corp Com	1,596.60	1,336.80	INTC
12/5/2006	15	International Business Machs	1,416.15	2,623.65	IBM
9/9/2008	5	International Business Machs	578.50	874.55	IBM
9/27/2010	25	Jarden Corp Com	776.70	826.75	JAH
8/17/2004	10	Johnson Ctls Inc Com	184.59	404.50	JCI
9/9/2008	20	Kansas City Southern Com New	907.60	1,139.20	KSU
9/24/2007	0	Koninklijke Philips Electrs Nv Ny Reg Sh New	7.52	4.14	PHG
4/28/2010	1	Koninklijke Philips Electrs Nv Ny Reg Sh New	27.83	20.10	PHG
9/27/2010	40	Lincoln Natl Corp Ind Com	973.55	1,062.40	LNC
11/8/2001	40	Microsoft Corp Com	1,307.88	1,059.40	MSFT
6/10/2008	20	Microsoft Corp Com	558.20	529.70	MSFT
12/22/2008	20	Minerals Technologies Inc Com	803.35	1,332.40	MTX
9/27/2010	30	Netgear Inc Com	854.85	1,167.00	NTGR
1/24/2011	27	Novartis A G SPD ADR	1,557.40	1,639.44	NVS
6/29/2001	40	Oracle Corp Com	793.21	1,261.20	ORCL
6/19/2006	20	Oracle Corp Com	289.40	630.60	ORCL
9/9/2008	30	Oracle Corp Com	574.80	945.90	ORCL
9/27/2010	50	Ormat Technologies Inc Com	1,469.95	1,069.50	ORA
9/9/2008	40	PowerShares Dynamic Biotech & Genome Portfolio	748.80	876.00	PBE
9/9/2008	30	Powershares ETF Trust Wndrhll Cln En	505.20	250.50	PBW
6/10/2009	80	Powershares ETF Trust Wndrhll Cln En	904.75	668.00	PBW
9/24/2007	40	Powershares Global ETF Trust Gbl Clean Ener	1,122.00	502.00	PBD
6/10/2008	10	Powershares Global ETF Trust Gbl Clean Ener	282.90	125.50	PBD

The Lifebridge Foundation, Inc.
 Unrestricted gift from
 Paul M. Hancock First Charitable Unitrust
 July 18, 2011

EIN 06-1356766

STATEMENT C

<u>Donor's</u> <u>Date of Acq</u>	<u>Quantity</u>	<u>Security</u>	<u>Donor's</u> <u>Tax Basis</u>	<u>FMV at</u> <u>Date of Gift</u>	<u>Symbol</u>
9/9/2008	20	Powershares Global ETF Trust Gbl Clean Ener	455.40	251.00	PBD
12/22/2008	140	Powershares Global ETF Trust Gbl Clean Ener	1,627.21	1,757.00	PBD
3/9/2009	60	Powershares Global ETF Trust Gbl Clean Ener	544.15	753.00	PBD
9/27/2010	30	Procter & Gamble Co	1,866.75	1,931.10	PG
9/27/2010	25	Progressive Corp Ohio Com	552.20	498.00	PGR
9/27/2010	40	Sealed Air Corp New Com	925.95	902.80	SEE
9/14/2006	20	Smucker J M Co Com New	972.94	1,511.60	SJM
7/8/2002	30	Staples Inc Com	371.40	454.80	SPLS
9/27/2010	25	Starbucks Corp Com	672.45	984.75	SBUX
7/8/2002	20	Target Corp Com	776.60	1,009.20	TGT
12/3/2007	10	Target Corp Com	598.60	504.60	TGT
5/30/2007	30	Telefonica S A Sponsored Adr	676.50	653.10	TEF
9/27/2010	45	Texas Instrs Inc Com	1,234.05	1,374.30	TXN
12/3/2007	5	Thomas & Betts Corp Com	263.90	262.40	TNB
9/9/2008	15	Thomas & Betts Corp Com	634.20	787.20	TNB
6/10/2009	50	Timberland Co Cl A	723.95	2,150.00	TBL
3/19/2010	40	Time Warner Inc Com New	1,273.95	1,392.00	TWX
9/27/2010	10	United Parcel Service Inc Cl B	695.25	723.40	UPS
11/16/2010	18	United Parcel Service Inc Cl B	1,237.09	1,302.12	UPS
3/19/2010	30	Unitedhealth Group Inc Com	1,045.92	1,554.90	UNH
11/16/2010	31	Unitedhealth Group Inc Com	1,109.54	1,606.73	UNH
3/20/2008	15	W.R. Berkley Corp	410.40	469.20	WRB
6/10/2008	10	W.R. Berkley Corp	267.60	312.80	WRB
11/16/2010	50	W.R. Berkley Corp	1,391.95	1,564.00	WRB
12/22/2008	10	Waters Corp Com	362.18	928.60	WAT
5/30/2007	5	Whole Foods Mkt Inc	204.25	318.65	WFM
6/10/2008	20	Whole Foods Mkt Inc	567.40	1,274.60	WFM
3/20/2008	20	Wiley John & Sons Inc Cl A	800.00	1,032.40	JWA
12/22/2008	15	Wiley John & Sons Inc Cl A	482.50	774.30	JWA
3/21/2007	5	Zimmer Hldgs Inc Com	433.00	315.75	ZMH
			<u>76,320.78</u>	<u>96,444.29</u>	
Securities Subtotal			<u>179,807.78</u>	<u>185,446.19</u>	
TOTAL DONATION			<u>199,273.96</u>	<u>204,912.37</u>	

2011 DEPRECIATION AND AMORTIZATION REPORT
FORM 990-PF PAGE 1

990-PF

Asset No	Description	Date Acquired	Method	Life	Line No	Unadjusted Cost Or Basis	Bus % Excl	Reduction In Basis	Basis For Depreciation	Accumulated Depreciation	Current Sec 179	Current Year Deduction
1	COMPUTER	10/24/02	DB5	5.00	17	1,432.			1,432.	1,432.		0.
2	COMPUTER	02/28/00	DB5	5.00	17	1,375.			1,375.	1,330.		0.
3	PRINTER	06/11/99	DB5	5.00	17	548.			548.	548.		0.
4	SCANNER	12/31/99	DB5	5.00	17	140.			140.	140.		0.
5	FURNITURE	12/31/00	DB7	7.00	17	1,499.			1,499.	1,499.		0.
6	FURNITURE	12/15/00	DB7	7.00	17	1,717.			1,717.	1,717.		0.
7	OFFICE IMPROVEMENT	12/31/00	SL	39.00	17	8,531.			8,531.	2,281.		219.
8	FURNITURE	06/30/04	DB7	7.00	17	5,371.			5,371.	5,132.		239.
9	FURNITURE	01/05/05	DB7	7.00	17	843.			843.	728.		75.
10	FURNITURE	08/08/05	DB7	7.00	17	3,470.			3,470.	3,006.		310.
11	OFFICE EQUIPMENT	01/01/98	DB5	5.00	17	7,316.			7,316.	7,296.		0.
12	LAND BUILDING -	01/01/05				50,000.			50,000.			0.
13	SANCTUARY IMPROVEMENTS -	01/01/05	SL	39.00	17	700,000.			700,000.	106,967.		17,948.
14	SANCTUARY FURNISHINGS -	07/01/05	SL	39.00	17	1,476,682.			1,476,682.	206,813.		37,862.
15	SANCTUARY IMPROVEMENTS -	07/01/05	DB7	7.00	17	14,846.			14,846.	12,858.		1,326.
16	SANCTUARY FURNISHINGS -	07/01/06	SL	39.00	17	39,521.			39,521.	4,517.		1,013.
17	SANCTUARY	07/01/06	DB7	7.00	17	4,308.			4,308.	3,347.		384.
18	COMPUTER EQUIPMENT	05/01/07	DB5	5.00	17	1,592.			1,592.	1,316.		183.

128102 08-01-11

(D) - Asset disposed

* ITC, Section 179, Salvage, Bonus, Commercial Revitalization Deduction

2011 DEPRECIATION AND AMORTIZATION REPORT
FORM 990-PF PAGE 1

990-PF

Asset No	Description	Date Acquired	Method	Life	Line No	Unadjusted Cost Or Basis	Bus % Excl	Reduction In Basis	Basis For Depreciation	Accumulated Depreciation	Current Sec 179	Current Year Deduction
19	IMPROVEMENTS - SANCTUARY	092807SL	39.0017SL	39.0017		2,000.			2,000.	168.		51.
20	IMPROVEMENTS - SANCTUARY	102307SL	39.0017SL	39.0017		5,000.			5,000.	411.		128.
21	IMPROVEMENTS - SANCTUARY	121107SL	39.0017SL	39.0017		1,947.			1,947.	152.		50.
23	IMPROVEMENTS - SANCTUARY	010105SL	39.0017SL	39.0017		1,017,771.			1,017,771.	155,527.		26,096.
24	FURNACE - SANCTUARY	032107SL	39.0017SL	39.0017		6,000.			6,000.	584.		154.
25	IMPROVEMENTS - SANCTUARY	083107SL	39.0017SL	39.0017		7,000.			7,000.	604.		179.
26	IMPROVEMENTS - SANCTUARY	091107SL	39.0017SL	39.0017		2,000.			2,000.	168.		51.
27	IMPROVEMENTS - SANCTUARY	111307SL	39.0017SL	39.0017		2,000.			2,000.	159.		51.
28	IMPROVEMENTS - SANCTUARY	110408SL	39.0017SL	39.0017		4,000.			4,000.	219.		103.
29	IMPROVEMENTS - SANCTUARY	122908SL	39.0017SL	39.0017		2,000.			2,000.	104.		51.
30	FURNISHINGS - SANCTUARY	071108200DB	7.0017	7.0017		1,860.			1,860.	1,047.		232.
31	FURNISHINGS - SANCTUARY	041709200DB	7.0017	7.0017		594.		297.	297.	115.		52.
32	IMPROVEMENTS - SANCTUARY	073109SL	39.0017SL	39.0017		10,389.			10,389.	388.		266.
33	OFFICE IMPROVEMENTS - SANCTUARY	073109SL	39.0017SL	39.0017		4,353.			4,353.	163.		112.
35	OFFICE EQUIPMENT - SANCTUARY	020109200DB	5.0017	5.0017		699.		350.	349.	182.		67.
46	FURNITURE - SANCTUARY	081010200DB	7.0017	7.0017		574.			574.	61.		146.
47	TRUCK - ELECTRICAL	102710200DB	5.0017	5.0017		3,000.			3,000.	150.		1,140.
48	EQUIPMENT - SANCTUARY	120210200DB	5.0017	5.0017		1,200.			1,200.	60.		456.

* ITC, Section 179, Salvage, Bonus, Commercial Revitalization Deduction

(D) - Asset disposed

2011 DEPRECIATION AND AMORTIZATION REPORT
 FORM 990-PF PAGE 1

990-PF

Asset No	Description	Date Acquired	Method	Life	Line No	Unadjusted Cost Or Basis	Bus % Excl	Reduction In Basis	Basis For Depreciation	Accumulated Depreciation	Current Sec 179	Current Year Deduction
59	ELECTRICAL EQUIPMENT - SANCTUARY	10/19/11	DB	5.00	19B	1,422.		1,422.				1,422.
60	SOLAR PANELS - SANCTUARY IMPROVEMENTS	07/01/11	DB	5.00	19B	72,260.			72,260.			14,452.
61	SANCTUARY FURNISHINGS	08/01/11	SL	39.00	19I	22,318.			22,318.			215.
62	SANCTUARY	07/01/11	DB	7.00	19C	12,360.			12,360.			1,766.
	* TOTAL 990-PF PG 1 DEPR					3,499,938.		2,069.	3,497,869.	521,189.	0.	106,799.

FORM 990-PF GAIN OR (LOSS) FROM SALE OF ASSETS STATEMENT 1

(A) DESCRIPTION OF PROPERTY			MANNER ACQUIRED	DATE ACQUIRED	DATE SOLD
PUBLICLY TRADED SECURITIES - SEE STATEMENT B					
(B) GROSS SALES PRICE	(C) COST OR OTHER BASIS	(D) EXPENSE OF SALE	(E) DEPREC.	(F) GAIN OR LOSS	
216,383.	228,923.	0.	0.	-12,540.	

(A) DESCRIPTION OF PROPERTY			MANNER ACQUIRED	DATE ACQUIRED	DATE SOLD
PUBLICLY TRADED SECURITIES - SEE STATEMENT B					
(B) GROSS SALES PRICE	(C) COST OR OTHER BASIS	(D) EXPENSE OF SALE	(E) DEPREC.	(F) GAIN OR LOSS	
422,996.	411,164.	0.	0.	11,832.	

(A) DESCRIPTION OF PROPERTY			MANNER ACQUIRED	DATE ACQUIRED	DATE SOLD
PUBLICLY TRADED SECURITIES - SEE STATEMENT B					
(B) GROSS SALES PRICE	(C) VALUE AT TIME OF ACQ.	(D) EXPENSE OF SALE	(E) DEPREC.	(F) GAIN OR LOSS	
18,011.	18,921.	0.	0.	-910.	

(A) DESCRIPTION OF PROPERTY	MANNER ACQUIRED	DATE ACQUIRED	DATE SOLD
PUBLICLY TRADED SECURITIES - SEE STATEMENT B			
(B) GROSS SALES PRICE	(C) VALUE AT TIME OF ACQ.	(D) EXPENSE OF SALE	(E) DEPREC.
20,601.	21,339.	0.	0.
(F) GAIN OR LOSS			
-738.			
CAPITAL GAINS DIVIDENDS FROM PART IV			0.
TOTAL TO FORM 990-PF, PART I, LINE 6A			-2,356.

FORM 990-PF INTEREST ON SAVINGS AND TEMPORARY CASH INVESTMENTS	STATEMENT	2
SOURCE		AMOUNT
ING DIRECT		1,314.
KEYBANK NATIONAL ASSOCIATION		118.
TOTAL TO FORM 990-PF, PART I, LINE 3, COLUMN A		1,432.

FORM 990-PF	DIVIDENDS AND INTEREST FROM SECURITIES	STATEMENT	3
SOURCE	GROSS AMOUNT	CAPITAL GAINS DIVIDENDS	COLUMN (A) AMOUNT
CHARLES SCHWAB	46,090.	0.	46,090.
CHARLES SCHWAB - ACCRUED INTEREST PURCHASED	-602.	0.	-602.
NEW ALTERNATIVES FUND	356.	0.	356.
RUDOLF STEINER FOUNDATION	1,483.	0.	1,483.
TOTAL TO FM 990-PF, PART I, LN 4	47,327.	0.	47,327.

FORM 990-PF	OTHER INCOME		STATEMENT	4
DESCRIPTION	(A) REVENUE PER BOOKS	(B) NET INVEST- MENT INCOME	(C) ADJUSTED NET INCOME	
USE FEES	109,209.	0.	109,209.	
TOTAL TO FORM 990-PF, PART I, LINE 11	109,209.	0.	109,209.	

FORM 990-PF	ACCOUNTING FEES			STATEMENT	5
DESCRIPTION	(A) EXPENSES PER BOOKS	(B) NET INVEST- MENT INCOME	(C) ADJUSTED NET INCOME	(D) CHARITABLE PURPOSES	
ACCOUNTING FEES	12,814.	6,407.	0.	6,407.	
TO FORM 990-PF, PG 1, LN 16B	12,814.	6,407.	0.	6,407.	

FORM 990-PF	OTHER PROFESSIONAL FEES			STATEMENT	6
DESCRIPTION	(A) EXPENSES PER BOOKS	(B) NET INVEST- MENT INCOME	(C) ADJUSTED NET INCOME	(D) CHARITABLE PURPOSES	
ASSET MANAGEMENT FEES	12,483.	12,483.	0.	0.	
TO FORM 990-PF, PG 1, LN 16C	12,483.	12,483.	0.	0.	

FORM 990-PF	TAXES			STATEMENT	7
DESCRIPTION	(A) EXPENSES PER BOOKS	(B) NET INVEST- MENT INCOME	(C) ADJUSTED NET INCOME	(D) CHARITABLE PURPOSES	
PAYROLL TAXES	6,361.	0.	0.	6,361.	
FOREIGN TAX WITHHELD	197.	197.	0.	0.	
5500 LATE FILING FEE	750.	0.	0.	0.	
TO FORM 990-PF, PG 1, LN 18	7,308.	197.	0.	6,361.	

FORM 990-PF OTHER EXPENSES STATEMENT 8

DESCRIPTION	(A) EXPENSES PER BOOKS	(B) NET INVEST- MENT INCOME	(C) ADJUSTED NET INCOME	(D) CHARITABLE PURPOSES
PUBLICATION AD	125.	0.	0.	125.
ADVERTISING	4,171.	0.	0.	4,171.
DUES AND SUBSCRIPTIONS	310.	0.	0.	310.
PERMITS & FEES	661.	0.	0.	662.
INSURANCE	2,889.	0.	0.	2,889.
POSTAGE AND DELIVERY	880.	0.	0.	880.
OFFICE EXPENSE	2,105.	0.	0.	2,105.
NEW YORK FILING FEE	250.	0.	0.	250.
CATERING SERVICES	13,220.	0.	13,220.	0.
SUPPLIES	7,104.	0.	7,104.	0.
INSURANCE	23,999.	0.	23,999.	0.
CLEANING	14,828.	0.	14,828.	0.
LANDSCAPE STUDY	5,500.	0.	5,500.	0.
REPAIRS & MAINTENANCE	20,461.	0.	20,461.	0.
REAL ESTATE TAXES	6,932.	0.	6,932.	0.
SECURITY	2,200.	0.	2,200.	0.
TELEPHONE	3,301.	0.	3,301.	0.
UTILITIES	10,802.	0.	10,802.	0.
TO FORM 990-PF, PG 1, LN 23	119,738.	0.	108,347.	11,392.

FORM 990-PF U.S. AND STATE/CITY GOVERNMENT OBLIGATIONS STATEMENT 9

DESCRIPTION	U.S. GOV'T	OTHER GOV'T	BOOK VALUE	FAIR MARKET VALUE
U.S. GOVERNMENT BONDS - SEE STATEMENT A	X		179,984.	188,630.
TOTAL U.S. GOVERNMENT OBLIGATIONS			179,984.	188,630.
TOTAL STATE AND MUNICIPAL GOVERNMENT OBLIGATIONS				
TOTAL TO FORM 990-PF, PART II, LINE 10A			179,984.	188,630.

FORM 990-PF CORPORATE STOCK STATEMENT 10

DESCRIPTION	BOOK VALUE	FAIR MARKET VALUE
COMMON STOCKS - SEE STATEMENT A	869,366.	958,311.
NEW ALTERNATIVES FUND	53,169.	30,442.
TOTAL TO FORM 990-PF, PART II, LINE 10B	922,535.	988,753.

FORM 990-PF CORPORATE BONDS STATEMENT 11

DESCRIPTION	BOOK VALUE	FAIR MARKET VALUE
CORPORATE BONDS - SEE STATEMENT A	473,476.	412,445.
TOTAL TO FORM 990-PF, PART II, LINE 10C	473,476.	412,445.

FORM 990-PF OTHER INVESTMENTS STATEMENT 12

DESCRIPTION	VALUATION METHOD	BOOK VALUE	FAIR MARKET VALUE
RUDOLF STEINER FOUNDATION - CIF	COST	149,133.	149,133.
TOTAL TO FORM 990-PF, PART II, LINE 13		149,133.	149,133.

FORM 990-PF DEPRECIATION OF ASSETS NOT HELD FOR INVESTMENT STATEMENT 13

DESCRIPTION	COST OR OTHER BASIS	ACCUMULATED DEPRECIATION	BOOK VALUE
COMPUTER	1,432.	1,432.	0.
COMPUTER	1,375.	1,330.	45.
PRINTER	548.	548.	0.
SCANNER	140.	140.	0.
FURNITURE	1,499.	1,499.	0.
FURNITURE	1,717.	1,717.	0.
OFFICE IMPROVEMENT	8,531.	2,500.	6,031.
FURNITURE	5,371.	5,371.	0.
FURNITURE	843.	803.	40.
FURNITURE	3,470.	3,316.	154.

OFFICE EQUIPMENT	7,316.	7,296.	20.
LAND	50,000.	0.	50,000.
BUILDING - SANCTUARY	700,000.	124,915.	575,085.
IMPROVEMENTS - SANCTUARY	1,476,682.	244,675.	1,232,007.
FURNISHINGS - SANCTUARY	14,846.	14,184.	662.
IMPROVEMENTS - SANCTUARY	39,521.	5,530.	33,991.
FURNISHINGS - SANCTUARY	4,308.	3,731.	577.
COMPUTER EQUIPMENT	1,592.	1,499.	93.
IMPROVEMENTS - SANCTUARY	2,000.	219.	1,781.
IMPROVEMENTS - SANCTUARY	5,000.	539.	4,461.
IMPROVEMENTS - SANCTUARY	1,947.	202.	1,745.
IMPROVEMENTS - SANCTUARY	1,017,771.	181,623.	836,148.
FURNACE - SANCTUARY	6,000.	738.	5,262.
IMPROVEMENTS - SANCTUARY	7,000.	783.	6,217.
IMPROVEMENTS - SANCTUARY	2,000.	219.	1,781.
IMPROVEMENTS - SANCTUARY	2,000.	210.	1,790.
IMPROVEMENTS - SANCTUARY	4,000.	322.	3,678.
IMPROVEMENTS - SANCTUARY	2,000.	155.	1,845.
FURNISHINGS - SANCTUARY	1,860.	1,279.	581.
FURNISHINGS - SANCTUARY	594.	464.	130.
IMPROVEMENTS - SANCTUARY	10,389.	654.	9,735.
OFFICE IMPROVEMENTS - SANCTUARY	4,353.	275.	4,078.
OFFICE EQUIPMENT	699.	599.	100.
FURNITURE - SANCTUARY	574.	207.	367.
TRUCK	3,000.	1,290.	1,710.
ELECTRICAL EQUIPMENT - SANCTUARY	1,200.	516.	684.
ELECTRICAL EQUIPMENT - SANCTUARY	1,422.	1,422.	0.
SOLAR PANELS - SANCTUARY	72,260.	14,452.	57,808.
IMPROVEMENTS - SANCTUARY	22,318.	215.	22,103.
FURNISHINGS - SANCTUARY	12,360.	1,766.	10,594.
TOTAL TO FM 990-PF, PART II, LN 14	<u>3,499,938.</u>	<u>628,635.</u>	<u>2,871,303.</u>

FORM 990-PF

LIST OF SUBSTANTIAL CONTRIBUTORS
PART VII-A, LINE 10

STATEMENT 14

NAME OF CONTRIBUTOR

ADDRESS

HYGEIA FOUNDATION INC

264 AMITY ROAD
WOODBIDGE, CT 06525

PAUL M. HANCOCK FIRST CHARITABLE
UNITRUST

C/O BARBARA L VALOCORE, 1889 COUNTY RD 3
OLIVEBRIDGE, NY 12461

FORM 990-PF

PART XV - LINE 1A
LIST OF FOUNDATION MANAGERS

STATEMENT 15

NAME OF MANAGER

BARBARA VALOCORE
EVELYN HANCOCK (DEC. 7/7/11)

Depreciation and Amortization 990-PF
(Including Information on Listed Property)

Department of the Treasury
Internal Revenue Service (99)

▶ See separate instructions. ▶ Attach to your tax return.

Name(s) shown on return

Business or activity to which this form relates

Identifying number

THE LIFEBRIDGE FOUNDATION, INC.

FORM 990-PF PAGE 1

06-1356766

Part I Election To Expense Certain Property Under Section 179 Note: If you have any listed property, complete Part V before you complete Part I

1	Maximum amount (see instructions)	1	500,000.
2	Total cost of section 179 property placed in service (see instructions)	2	
3	Threshold cost of section 179 property before reduction in limitation	3	2,000,000.
4	Reduction in limitation Subtract line 3 from line 2. If zero or less, enter -0-	4	
5	Dollar limitation for tax year Subtract line 4 from line 1. If zero or less, enter -0- If married filing separately, see instructions	5	
6	(a) Description of property	(b) Cost (business use only)	(c) Elected cost
7	Listed property. Enter the amount from line 29	7	
8	Total elected cost of section 179 property Add amounts in column (c), lines 6 and 7	8	
9	Tentative deduction. Enter the smaller of line 5 or line 8	9	
10	Carryover of disallowed deduction from line 13 of your 2010 Form 4562	10	
11	Business income limitation. Enter the smaller of business income (not less than zero) or line 5	11	
12	Section 179 expense deduction. Add lines 9 and 10, but do not enter more than line 11	12	
13	Carryover of disallowed deduction to 2012. Add lines 9 and 10, less line 12	13	

Note: Do not use Part II or Part III below for listed property. Instead, use Part V

Part II Special Depreciation Allowance and Other Depreciation (Do not include listed property)

14	Special depreciation allowance for qualified property (other than listed property) placed in service during the tax year	14	1,422.
15	Property subject to section 168(f)(1) election	15	
16	Other depreciation (including ACRS)	16	

Part III MACRS Depreciation (Do not include listed property) (See instructions.)

Section A

17	MACRS deductions for assets placed in service in tax years beginning before 2011	17	88,944.
18	If you are electing to group any assets placed in service during the tax year into one or more general asset accounts, check here		

Section B - Assets Placed in Service During 2011 Tax Year Using the General Depreciation System

(a) Classification of property	(b) Month and year placed in service	(c) Basis for depreciation (business/investment use only - see instructions)	(d) Recovery period	(e) Convention	(f) Method	(g) Depreciation deduction
19a 3-year property						
b 5-year property		72,260.	5 YRS.	HY	200DB	14,452.
c 7-year property		12,360.	7 YRS.	HY	200DB	1,766.
d 10-year property						
e 15-year property						
f 20-year property						
g 25-year property			25 yrs.		S/L	
h Residential rental property	/		27 5 yrs.	MM	S/L	
	/		27 5 yrs	MM	S/L	
i Nonresidential real property	08 / 11	22,318.	39 yrs	MM	S/L	215.
	/			MM	S/L	

Section C - Assets Placed in Service During 2011 Tax Year Using the Alternative Depreciation System

20a	Class life				S/L	
b	12-year		12 yrs.		S/L	
c	40-year	/	40 yrs.	MM	S/L	

Part IV Summary (See instructions.)

21	Listed property. Enter amount from line 28	21	
22	Total. Add amounts from line 12, lines 14 through 17, lines 19 and 20 in column (g), and line 21. Enter here and on the appropriate lines of your return. Partnerships and S corporations - see instr.	22	106,799.
23	For assets shown above and placed in service during the current year, enter the portion of the basis attributable to section 263A costs	23	

Part V: Listed Property (Include automobiles, certain other vehicles, certain computers, and property used for entertainment, recreation, or amusement)
 Note: For any vehicle for which you are using the standard mileage rate or deducting lease expense, complete only 24a, 24b, columns (a) through (c) of Section A, all of Section B, and Section C if applicable.

Section A - Depreciation and Other Information (Caution: See the instructions for limits for passenger automobiles)

24a Do you have evidence to support the business/investment use claimed? Yes No 24b If "Yes," is the evidence written? Yes No

(a) Type of property (list vehicles first)	(b) Date placed in service	(c) Business/investment use percentage	(d) Cost or other basis	(e) Basis for depreciation (business/investment use only)	(f) Recovery period	(g) Method/Convention	(h) Depreciation deduction	(i) Elected section 179 cost
--	-------------------------------	---	----------------------------	--	------------------------	--------------------------	-------------------------------	---------------------------------

25 Special depreciation allowance for qualified listed property placed in service during the tax year and used more than 50% in a qualified business use 25

26 Property used more than 50% in a qualified business use:

	(c) %	(d)	(e)	(f)	(g)	(h)	(i)
	%						
	%						
	%						

27 Property used 50% or less in a qualified business use:

	(c) %	(d)	(e)	(f)	(g)	(h)	(i)
	%				S/L -		
	%				S/L -		
	%				S/L -		

28 Add amounts in column (h), lines 25 through 27. Enter here and on line 21, page 1 28

29 Add amounts in column (i), line 26. Enter here and on line 7, page 1 29

Section B - Information on Use of Vehicles

Complete this section for vehicles used by a sole proprietor, partner, or other "more than 5% owner," or related person. If you provided vehicles to your employees, first answer the questions in Section C to see if you meet an exception to completing this section for those vehicles.

	(a) Vehicle		(b) Vehicle		(c) Vehicle		(d) Vehicle		(e) Vehicle		(f) Vehicle	
	Yes	No	Yes	No	Yes	No	Yes	No	Yes	No	Yes	No
30 Total business/investment miles driven during the year (do not include commuting miles)												
31 Total commuting miles driven during the year												
32 Total other personal (noncommuting) miles driven												
33 Total miles driven during the year. Add lines 30 through 32												
34 Was the vehicle available for personal use during off-duty hours?												
35 Was the vehicle used primarily by a more than 5% owner or related person?												
36 Is another vehicle available for personal use?												

Section C - Questions for Employers Who Provide Vehicles for Use by Their Employees

Answer these questions to determine if you meet an exception to completing Section B for vehicles used by employees who are not more than 5% owners or related persons

	Yes	No
37 Do you maintain a written policy statement that prohibits all personal use of vehicles, including commuting, by your employees?		
38 Do you maintain a written policy statement that prohibits personal use of vehicles, except commuting, by your employees? See the instructions for vehicles used by corporate officers, directors, or 1% or more owners		
39 Do you treat all use of vehicles by employees as personal use?		
40 Do you provide more than five vehicles to your employees, obtain information from your employees about the use of the vehicles, and retain the information received?		
41 Do you meet the requirements concerning qualified automobile demonstration use?		

Note: If your answer to 37, 38, 39, 40, or 41 is "Yes," do not complete Section B for the covered vehicles

Part VI: Amortization

(a) Description of costs	(b) Date amortization begins	(c) Amortizable amount	(d) Code section	(e) Amortization period or percentage	(f) Amortization for this year
-----------------------------	---------------------------------	---------------------------	---------------------	--	-----------------------------------


42 Amortization of costs that begins during your 2011 tax year:

(a)	(b)	(c)	(d)	(e)	(f)

43 Amortization of costs that began before your 2011 tax year 43


44 Total. Add amounts in column (f). See the instructions for where to report 44


STATE OF NEW YORK
County of New York, s:



Mary Pawlina, being duly sworn, says that she is the PRINCIPAL CLERK of the Publisher of the NEW YORK LAW JOURNAL, a Daily Newspaper; that the Advertisement hereto annexed has been published in the said NEW YORK LAW JOURNAL one time on the 23rd day of April, 2012.

TO WIT : APRIL 23, 2012

SWORN BEFORE ME, this 23rd day Of April, 2012. 


Cynthia Byrd
Notary Public, State of New York
No. 01BY6056945
Qualified in Kings County
Commission Expires April 09, 2015