



See a Social Security Number? Say Something!
Report Privacy Problems to <https://public.resource.org/privacy>
Or call the IRS Identity Theft Hotline at 1-800-908-4490



Part II Balance Sheets

Attached schedules and amounts in the description column should be for end of year amounts only (See instructions)

| | | Beginning of year | End of year | |
|--|---|--|----------------|-----------------------|
| | | (a) Book Value | (b) Book Value | (c) Fair Market Value |
| A S S E T S | 1 Cash — non-interest-bearing | | | |
| | 2 Savings and temporary cash investments | 19,038. | 49,427. | 50,969. |
| | 3 Accounts receivable | | | |
| | Less. allowance for doubtful accounts | | | |
| | 4 Pledges receivable | | | |
| | Less. allowance for doubtful accounts | | | |
| | 5 Grants receivable | | | |
| | 6 Receivables due from officers, directors, trustees, and other disqualified persons (attach schedule) (see instructions) | | | |
| | 7 Other notes and loans receivable (attach sch) | | | |
| | Less. allowance for doubtful accounts | | | |
| | 8 Inventories for sale or use | | | |
| | 9 Prepaid expenses and deferred charges | | | |
| | 10a Investments — U.S. and state government obligations (attach schedule) | | | |
| | b Investments — corporate stock (attach schedule) | 407,420. | 482,479. | 448,694. |
| | c Investments — corporate bonds (attach schedule) | 48,188. | 57,066. | 53,070. |
| | L I A B I L I T I E S | 11 Investments — land, buildings, and equipment. basis | | |
| Less accumulated depreciation (attach schedule) | | | | |
| 12 Investments — mortgage loans | | | | |
| 13 Investments — other (attach schedule) | | | | |
| 14 Land, buildings, and equipment. basis | | | | |
| Less accumulated depreciation (attach schedule) | | | | |
| 15 Other assets (describe) | | | | |
| 16 Total assets (to be completed by all filers — see the instructions. Also, see page 1, item I) | | 474,646. | 588,972. | 552,733. |
| 17 Accounts payable and accrued expenses | | | | |
| 18 Grants payable | | | | |
| 19 Deferred revenue | | | | |
| 20 Loans from officers, directors, trustees, & other disqualified persons | | | | |
| 21 Mortgages and other notes payable (attach schedule) | | | | |
| 22 Other liabilities (describe) | | | | |
| 23 Total liabilities (add lines 17 through 22) | 0. | 0. | | |
| N E T F U N D A S S E T B A L A N C E S | Foundations that follow SFAS 117, check here and complete lines 24 through 26 and lines 30 and 31. | <input type="checkbox"/> | | |
| | 24 Unrestricted | | | |
| | 25 Temporarily restricted | | | |
| | 26 Permanently restricted | | | |
| | Foundations that do not follow SFAS 117, check here and complete lines 27 through 31. | <input checked="" type="checkbox"/> | | |
| | 27 Capital stock, trust principal, or current funds | | | |
| | 28 Paid-in or capital surplus, or land, building, and equipment fund | | | |
| | 29 Retained earnings, accumulated income, endowment, or other funds | 474,646. | 588,972. | |
| | 30 Total net assets or fund balances (see instructions) | 474,646. | 588,972. | |
| | 31 Total liabilities and net assets/fund balances (see instructions) | 474,646. | 588,972. | |

Part III Analysis of Changes in Net Assets or Fund Balances

| | | |
|--|---|----------|
| 1 Total net assets or fund balances at beginning of year — Part II, column (a), line 30 (must agree with end-of-year figure reported on prior year's return) | 1 | 474,646. |
| 2 Enter amount from Part I, line 27a | 2 | 114,326. |
| 3 Other increases not included in line 2 (itemize) | 3 | |
| 4 Add lines 1, 2, and 3 | 4 | 588,972. |
| 5 Decreases not included in line 2 (itemize) | 5 | |
| 6 Total net assets or fund balances at end of year (line 4 minus line 5) — Part II, column (b), line 30 | 6 | 588,972. |

Part IV Capital Gains and Losses for Tax on Investment Income

(a) List and describe the kind(s) of property sold (e.g., real estate, 2-story brick warehouse; or common stock, 200 shares MLC Company)

(b) How acquired
P — Purchase
D — Donation(c) Date acquired
(month, day, year)(d) Date sold
(month, day, year)

1a SEE STATEMENT 4

b

c

d

e

(e) Gross sales price

(f) Depreciation allowed
(or allowable)(g) Cost or other basis
plus expense of sale(h) Gain or (loss)
(e) plus (f) minus (g)

a

b

c

d

e

Complete only for assets showing gain in column (h) and owned by the foundation on 12/31/69

(i) Fair Market Value
as of 12/31/69(j) Adjusted basis
as of 12/31/69(k) Excess of column (i)
over column (j), if any(l) Gains (Column (h)
gain minus column (k), but not less
than -0-) or Losses (from column (h))

a

b

c

d

e

2 Capital gain net income or (net capital loss).

— [If gain, also enter in Part I, line 7
If (loss), enter -0- in Part I, line 7]

2

137,737.

3 Net short-term capital gain or (loss) as defined in sections 1222(5) and (6):

If gain, also enter in Part I, line 8, column (c) (see instructions). If (loss), enter -0-
in Part I, line 8

3

-2,433.

Part V Qualification Under Section 4940(e) for Reduced Tax on Net Investment Income

(For optional use by domestic private foundations subject to the section 4940(a) tax on net investment income.)

If section 4940(d)(2) applies, leave this part blank

Was the foundation liable for the section 4942 tax on the distributable amount of any year in the base period?

☒ Yes☐ No

If 'Yes,' the foundation does not qualify under section 4940(e). Do not complete this part

N/A

1 Enter the appropriate amount in each column for each year; see the instructions before making any entries.

| (a) Base period years Calendar year (or tax year beginning in) | (b) Adjusted qualifying distributions | (c) Net value of noncharitable-use assets | (d) Distribution ratio (column (b) divided by column (c)) |
|---|--|---|---|
| 2010 | | | |
| 2009 | | | |
| 2008 | | | |
| 2007 | | | |
| 2006 | | | |

2 Total of line 1, column (d)

2

3 Average distribution ratio for the 5-year base period — divide the total on line 2 by 5, or by the number of years the foundation has been in existence if less than 5 years

3

4 Enter the net value of noncharitable-use assets for 2011 from Part X, line 5

4

5 Multiply line 4 by line 3

5

6 Enter 1% of net investment income (1% of Part I, line 27b)

6

7 Add lines 5 and 6

7

8 Enter qualifying distributions from Part XII, line 4

8

If line 8 is equal to or greater than line 7, check the box in Part VI, line 1b, and complete that part using a 1% tax rate. See the Part VI instructions.

Part VI Excise Tax Based on Investment Income (Section 4940(a), 4940(b), 4940(e), or 4948 — see instructions)

| | | | |
|--|----|---|--------|
| 1 a Exempt operating foundations described in section 4940(d)(2), check here <input type="checkbox"/> and enter 'N/A' on line 1 Date of ruling or determination letter: _____ (attach copy of letter if necessary — see instrs) | | | |
| b Domestic foundations that meet the section 4940(e) requirements in Part V, check here <input type="checkbox"/> and enter 1% of Part I, line 27b | | 1 | 2,857. |
| c All other domestic foundations enter 2% of line 27b. Exempt foreign organizations enter 4% of Part I, line 12, column (b) | | | |
| 2 Tax under section 511 (domestic section 4947(a)(1) trusts and taxable foundations only. Others enter -0-) | | 2 | 0. |
| 3 Add lines 1 and 2 | | 3 | 2,857. |
| 4 Subtitle A (income) tax (domestic section 4947(a)(1) trusts and taxable foundations only. Others enter -0-) | | 4 | 0. |
| 5 Tax based on investment income. Subtract line 4 from line 3. If zero or less, enter -0- | | 5 | 2,857. |
| 6 Credits/Payments. | | | |
| a 2011 estimated tax pmts and 2010 overpayment credited to 2011 | 6a | | |
| b Exempt foreign organizations — tax withheld at source | 6b | | |
| c Tax paid with application for extension of time to file (Form 8868) | 6c | | |
| d Backup withholding erroneously withheld | 6d | | |
| 7 Total credits and payments. Add lines 6a through 6d | 7 | | 0. |
| 8 Enter any penalty for underpayment of estimated tax. Check here <input checked="" type="checkbox"/> if Form 2220 is attached | 8 | | 10. |
| 9 Tax due. If the total of lines 5 and 8 is more than line 7, enter amount owed | 9 | | 2,867. |
| 10 Overpayment. If line 7 is more than the total of lines 5 and 8, enter the amount overpaid | 10 | | |
| 11 Enter the amount of line 10 to be Credited to 2012 estimated tax | 11 | | |
| Refunded | | | |

Part VII-A Statements Regarding Activities

| | Yes | No |
|---|-----|-----|
| 1 a During the tax year, did the foundation attempt to influence any national, state, or local legislation or did it participate or intervene in any political campaign? | | X |
| b Did it spend more than \$100 during the year (either directly or indirectly) for political purposes (see the instructions for definition)? <i>If the answer is 'Yes' to 1a or 1b, attach a detailed description of the activities and copies of any materials published or distributed by the foundation in connection with the activities</i> | | X |
| c Did the foundation file Form 1120-POL for this year? | | X |
| d Enter the amount (if any) of tax on political expenditures (section 4955) imposed during the year. (1) On the foundation \$ 0. (2) On foundation managers \$ 0. | | |
| e Enter the reimbursement (if any) paid by the foundation during the year for political expenditure tax imposed on foundation managers \$ 0. | | |
| 2 Has the foundation engaged in any activities that have not previously been reported to the IRS? <i>If 'Yes,' attach a detailed description of the activities</i> | | X |
| 3 Has the foundation made any changes, not previously reported to the IRS, in its governing instrument, articles of incorporation, or bylaws, or other similar instruments? <i>If 'Yes,' attach a conformed copy of the changes</i> | | X |
| 4 a Did the foundation have unrelated business gross income of \$1,000 or more during the year? | | X |
| b If 'Yes,' has it filed a tax return on Form 990-T for this year? | | N/A |
| 5 Was there a liquidation, termination, dissolution, or substantial contraction during the year? <i>If 'Yes,' attach the statement required by General Instruction T</i> | | X |
| 6 Are the requirements of section 508(e) (relating to sections 4941 through 4945) satisfied either: • By language in the governing instrument, or • By state legislation that effectively amends the governing instrument so that no mandatory directions that conflict with the state law remain in the governing instrument? | | X |
| 7 Did the foundation have at least \$5,000 in assets at any time during the year? <i>If 'Yes,' complete Part II, column (c), and Part XV</i> | X | |
| 8 a Enter the states to which the foundation reports or with which it is registered (see instructions) VA | | |
| b If the answer is 'Yes' to line 7, has the foundation furnished a copy of Form 990-PF to the Attorney General (or designate) of each state as required by General Instruction G? <i>If 'No,' attach explanation</i> | X | |
| 9 Is the foundation claiming status as a private operating foundation within the meaning of section 4942(j)(3) or 4942(j)(5) for calendar year 2011 or the taxable year beginning in 2011 (see instructions for Part XIV)? <i>If 'Yes,' complete Part XIV</i> | | X |
| 10 Did any persons become substantial contributors during the tax year? <i>If 'Yes,' attach a schedule listing their names and addresses</i> | | X |

BAA

Form 990-PF (2011)

Part VII-A Statements Regarding Activities (continued)

| | | | | |
|--|--|----|---|---|
| 11 | At any time during the year, did the foundation, directly or indirectly, own a controlled entity within the meaning of section 512(b)(13)? If 'Yes,' attach schedule (see instructions) | 11 | | X |
| 12 | Did the foundation make a distribution to a donor advised fund over which the foundation or a disqualified person had advisory privileges? If 'Yes,' attach statement (see instructions) | 12 | | X |
| 13 | Did the foundation comply with the public inspection requirements for its annual returns and exemption application? | 13 | X | |
| Website address <u>N/A</u> | | | | |
| 14 | The books are in care of <u>ROBERTA B. MEYER</u> Telephone no <u>301-986-9583</u> Located at <u>3705 TAYLOR STREET CHEVY CHASE MD</u> ZIP + 4 <u>20815</u> | | | |
| 15 | Section 4947(a)(1) nonexempt charitable trusts filing Form 990-PF in lieu of Form 1041 — Check here. N/A <input type="checkbox"/> and enter the amount of tax-exempt interest received or accrued during the year <u>15</u> N/A | | | |
| 16 | At any time during calendar year 2011, did the foundation have an interest in or a signature or other authority over a bank, securities, or other financial account in a foreign country? | 16 | | X |
| See the instructions for exceptions and filing requirements for Form TD F 90-22.1. If 'Yes,' enter the name of the foreign country <u></u> | | | | |

Part VII-B Statements Regarding Activities for Which Form 4720 May Be Required

File Form 4720 if any item is checked in the 'Yes' column, unless an exception applies.

| | Yes | No |
|---|---|-----|
| 1a During the year did the foundation (either directly or indirectly) | | |
| (1) Engage in the sale or exchange, or leasing of property with a disqualified person? | <input type="checkbox"/> Yes <input checked="" type="checkbox"/> No | |
| (2) Borrow money from, lend money to, or otherwise extend credit to (or accept it from) a disqualified person? | <input type="checkbox"/> Yes <input checked="" type="checkbox"/> No | |
| (3) Furnish goods, services, or facilities to (or accept them from) a disqualified person? | <input type="checkbox"/> Yes <input checked="" type="checkbox"/> No | |
| (4) Pay compensation to, or pay or reimburse the expenses of, a disqualified person? | <input type="checkbox"/> Yes <input checked="" type="checkbox"/> No | |
| (5) Transfer any income or assets to a disqualified person (or make any of either available for the benefit or use of a disqualified person)? | <input type="checkbox"/> Yes <input checked="" type="checkbox"/> No | |
| (6) Agree to pay money or property to a government official? (Exception. Check 'No' if the foundation agreed to make a grant to or to employ the official for a period after termination of government service, if terminating within 90 days.) | <input type="checkbox"/> Yes <input checked="" type="checkbox"/> No | |
| b If any answer is 'Yes' to 1a(1)-(6), did any of the acts fail to qualify under the exceptions described in Regulations section 53.4941(d)-3 or in a current notice regarding disaster assistance (see instructions)? Organizations relying on a current notice regarding disaster assistance check here <input type="checkbox"/> | 1b | N/A |
| c Did the foundation engage in a prior year in any of the acts described in 1a, other than excepted acts, that were not corrected before the first day of the tax year beginning in 2011? | 1c | X |
| 2 Taxes on failure to distribute income (section 4942) (does not apply for years the foundation was a private operating foundation defined in section 4942(j)(3) or 4942(j)(5)). | | |
| a At the end of tax year 2011, did the foundation have any undistributed income (lines 6d and 6e, Part XIII) for tax year(s) beginning before 2011? <input type="checkbox"/> Yes <input checked="" type="checkbox"/> No If 'Yes,' list the years <u>20__</u> , <u>20__</u> , <u>20__</u> , <u>20__</u> . | | |
| b Are there any years listed in 2a for which the foundation is not applying the provisions of section 4942(a)(2) (relating to incorrect valuation of assets) to the year's undistributed income? (If applying section 4942(a)(2) to all years listed, answer 'No' and attach statement — see instructions.) | 2b | N/A |
| c If the provisions of section 4942(a)(2) are being applied to any of the years listed in 2a, list the years here. <u>20__</u> , <u>20__</u> , <u>20__</u> , <u>20__</u> . | | |
| 3a Did the foundation hold more than a 2% direct or indirect interest in any business enterprise at any time during the year? <input type="checkbox"/> Yes <input checked="" type="checkbox"/> No | | |
| b If 'Yes,' did it have excess business holdings in 2011 as a result of (1) any purchase by the foundation or disqualified persons after May 26, 1969, (2) the lapse of the 5-year period (or longer period approved by the Commissioner under section 4943(c)(7)) to dispose of holdings acquired by gift or bequest, or (3) the lapse of the 10-, 15-, or 20-year first phase holding period? (Use Schedule C, Form 4720, to determine if the foundation had excess business holdings in 2011.) | 3b | N/A |
| 4a Did the foundation invest during the year any amount in a manner that would jeopardize its charitable purposes? | 4a | X |
| b Did the foundation make any investment in a prior year (but after December 31, 1969) that could jeopardize its charitable purpose that had not been removed from jeopardy before the first day of the tax year beginning in 2011? | 4b | X |

BAA

Form 990-PF (2011)

Part VII-B Statements Regarding Activities for Which Form 4720 May Be Required (continued)

5a During the year did the foundation pay or incur any amount to:

(1) Carry on propaganda, or otherwise attempt to influence legislation (section 4945(e))? ☐ Yes ☒ No(2) Influence the outcome of any specific public election (see section 4955), or to carry on, directly or indirectly, any voter registration drive? ☐ Yes ☒ No(3) Provide a grant to an individual for travel, study, or other similar purposes? ☐ Yes ☒ No(4) Provide a grant to an organization other than a charitable, etc., organization described in section 509(a)(1), (2), or (3), or section 4940(d)(2)? (see instructions) ☐ Yes ☒ No(5) Provide for any purpose other than religious, charitable, scientific, literary, or educational purposes, or for the prevention of cruelty to children or animals? ☐ Yes ☒ No

b If any answer is 'Yes' to 5a(1)-(5), did any of the transactions fail to qualify under the exceptions described in Regulations section 53.4945 or in a current notice regarding disaster assistance (see instructions)?

5b N/A

Organizations relying on a current notice regarding disaster assistance check here ☐c If the answer is 'Yes' to question 5a(4), does the foundation claim exemption from the tax because it maintained expenditure responsibility for the grant? ☐ Yes ☐ No

N/A

If 'Yes,' attach the statement required by Regulations section 53.4945-5(d).

6a Did the foundation, during the year, receive any funds, directly or indirectly, to pay premiums on a personal benefit contract? ☐ Yes ☒ Nob Did the foundation, during the year, pay premiums, directly or indirectly, on a personal benefit contract? ☐ Yes ☒ No

6b X

If 'Yes' to 6b, file Form 8870.

7a At any time during the tax year, was the foundation a party to a prohibited tax shelter transaction? ☐ Yes ☒ Nob If 'Yes,' did the foundation receive any proceeds or have any net income attributable to the transaction? ☐ Yes ☒ No

N/A

7b

Part VIII Information About Officers, Directors, Trustees, Foundation Managers, Highly Paid Employees, and Contractors

1 List all officers, directors, trustees, foundation managers and their compensation (see instructions).

| (a) Name and address | (b) Title, and average hours per week devoted to position | (c) Compensation (If not paid, enter -0-) | (d) Contributions to employee benefit plans and deferred compensation | (e) Expense account, other allowances |
|--|---|---|---|---------------------------------------|
| BRUCE M MEYER 3588 KINGSBORO RD NE ATLANTA, GA 30319 | VICE PRESIDE 0 | 5,000. | 0. | 0. |
| ROBERTA B MEYER 3705 TAYLOR ST CHEVY CHASE, MD 20815 | VICE PRESIDE 0 | 0. | 0. | 0. |
| | | | | |
| | | | | |

2 Compensation of five highest-paid employees (other than those included on line 1— see instructions). If none, enter 'NONE.'

| (a) Name and address of each employee paid more than \$50,000 | (b) Title, and average hours per week devoted to position | (c) Compensation | (d) Contributions to employee benefit plans and deferred compensation | (e) Expense account, other allowances |
|---|---|------------------|---|---------------------------------------|
| NONE | | | | |
| | | | | |
| | | | | |
| | | | | |
| | | | | |

Total number of other employees paid over \$50,000

0

Part VIII Information About Officers, Directors, Trustees, Foundation Managers, Highly Paid Employees, and Contractors (continued)**3 Five highest-paid independent contractors for professional services (see instructions). If none, enter 'NONE.'**

| (a) Name and address of each person paid more than \$50,000 | (b) Type of service | (c) Compensation |
|---|---------------------|------------------|
| NONE | | |
| | | |
| | | |
| | | |
| | | |
| | | |
| Total number of others receiving over \$50,000 for professional services | | 0 |

Part IX-A Summary of Direct Charitable Activities

List the foundation's four largest direct charitable activities during the tax year. Include relevant statistical information such as the number of organizations and other beneficiaries served, conferences convened, research papers produced, etc.

| | Expenses |
|-------|----------|
| 1 N/A | |
| 2 | |
| 3 | |
| 4 | |

Part IX-B Summary of Program-Related Investments (see instructions)

| Describe the two largest program-related investments made by the foundation during the tax year on lines 1 and 2. | Amount |
|---|-----------|
| 1 N/A | |
| 2 | |
| All other program-related investments See instructions | |
| 3 | |
| Total. Add lines 1 through 3 | 0. |

BAA

Form 990-PF (2011)

Part X Minimum Investment Return (All domestic foundations must complete this part. Foreign foundations, see instructions.)

| | | |
|--|-----------|----|
| 1 Fair market value of assets not used (or held for use) directly in carrying out charitable, etc., purposes. | | |
| a Average monthly fair market value of securities | 1a | |
| b Average of monthly cash balances | 1b | |
| c Fair market value of all other assets (see instructions) | 1c | |
| d Total (add lines 1a, b, and c) | 1d | 0. |
| e Reduction claimed for blockage or other factors reported on lines 1a and 1c (attach detailed explanation) | 1e | |
| 2 Acquisition indebtedness applicable to line 1 assets | 2 | |
| 3 Subtract line 2 from line 1d | 3 | |
| 4 Cash deemed held for charitable activities. Enter 1-1/2% of line 3 (for greater amount, see instructions) | 4 | |
| 5 Net value of noncharitable-use assets. Subtract line 4 from line 3. Enter here and on Part V, line 4 | 5 | 0. |
| 6 Minimum investment return. Enter 5% of line 5 | 6 | 0. |

Part XI Distributable Amount (see instructions) (Section 4942(j)(3) and (j)(5) private operating foundations and certain foreign organizations check here ☐ and do not complete this part.)

| | | | |
|---|-----------|-----------|---------|
| 1 Minimum investment return from Part X, line 6 | | 1 | |
| 2a Tax on investment income for 2011 from Part VI, line 5 | 2a | 2,857. | |
| b Income tax for 2011. (This does not include the tax from Part VI.) | 2b | | |
| c Add lines 2a and 2b | | 2c | 2,857. |
| 3 Distributable amount before adjustments. Subtract line 2c from line 1 | | 3 | -2,857. |
| 4 Recoveries of amounts treated as qualifying distributions | | 4 | |
| 5 Add lines 3 and 4 | | 5 | -2,857. |
| 6 Deduction from distributable amount (see instructions) | | 6 | |
| 7 Distributable amount as adjusted. Subtract line 6 from line 5. Enter here and on Part XIII, line 1 | | 7 | 0. |

Part XII Qualifying Distributions (see instructions)

| | | |
|---|-----------|---------|
| 1 Amounts paid (including administrative expenses) to accomplish charitable, etc., purposes. | | |
| a Expenses, contributions, gifts, etc. — total from Part I, column (d), line 26 | 1a | 28,500. |
| b Program-related investments — total from Part IX-B | 1b | |
| 2 Amounts paid to acquire assets used (or held for use) directly in carrying out charitable, etc., purposes | 2 | |
| 3 Amounts set aside for specific charitable projects that satisfy the. | | |
| a Suitability test (prior IRS approval required) | 3a | |
| b Cash distribution test (attach the required schedule) | 3b | |
| 4 Qualifying distributions. Add lines 1a through 3b. Enter here and on Part V, line 8, and Part XIII, line 4 | 4 | 28,500. |
| 5 Foundations that qualify under section 4940(e) for the reduced rate of tax on net investment income. Enter 1% of Part I, line 27b (see instructions) | 5 | |
| 6 Adjusted qualifying distributions. Subtract line 5 from line 4 | 6 | 28,500. |

Note. The amount on line 6 will be used in Part V, column (b), in subsequent years when calculating whether the foundation qualifies for the section 4940(e) reduction of tax in those years.

BAA

Form 990-PF (2011)

Part XIII Undistributed Income (see instructions)

| | (a) Corpus | (b) Years prior to 2010 | (c) 2010 | (d) 2011 |
|--|---------------|----------------------------|-------------|-------------|
| 1 Distributable amount for 2011 from Part XI, line 7 | | | | 0. |
| 2 Undistributed income, if any, as of the end of 2011: | | | | |
| a Enter amount for 2010 only | | | 0. | |
| b Total for prior years 20____, 20____, 20____ | | 0. | | |
| 3 Excess distributions carryover, if any, to 2011: | | | | |
| a From 2006 | 1,824. | | | |
| b From 2007 | 177. | | | |
| c From 2008 | 694. | | | |
| d From 2009 | | | | |
| e From 2010 | 26,700. | | | |
| f Total of lines 3a through e | 29,395. | | | |
| 4 Qualifying distributions for 2011 from Part XII, line 4. ► \$ 28,500. | | | | |
| a Applied to 2010, but not more than line 2a | | | 0. | |
| b Applied to undistributed income of prior years (Election required — see instructions) | | 0. | | |
| c Treated as distributions out of corpus (Election required — see instructions) | 0. | | | |
| d Applied to 2011 distributable amount | | | | 0. |
| e Remaining amount distributed out of corpus | 28,500. | | | |
| 5 Excess distributions carryover applied to 2011 (If an amount appears in column (d), the same amount must be shown in column (a).) | 0. | | | 0. |
| 6 Enter the net total of each column as indicated below: | | | | |
| a Corpus. Add lines 3f, 4c, and 4e. Subtract line 5 | 57,895. | | | |
| b Prior years' undistributed income. Subtract line 4b from line 2b | | 0. | | |
| c Enter the amount of prior years' undistributed income for which a notice of deficiency has been issued, or on which the section 4942(a) tax has been previously assessed | | 0. | | |
| d Subtract line 6c from line 6b. Taxable amount — see instructions | | 0. | | |
| e Undistributed income for 2010. Subtract line 4a from line 2a. Taxable amount — see instructions | | | 0. | |
| f Undistributed income for 2011. Subtract lines 4d and 5 from line 1. This amount must be distributed in 2012 | | | | 0. |
| 7 Amounts treated as distributions out of corpus to satisfy requirements imposed by section 170(b)(1)(F) or 4942(g)(3) (see instructions) | 0. | | | |
| 8 Excess distributions carryover from 2006 not applied on line 5 or line 7 (see instructions) | 1,824. | | | |
| 9 Excess distributions carryover to 2012. Subtract lines 7 and 8 from line 6a | 56,071. | | | |
| 10 Analysis of line 9: | | | | |
| a Excess from 2007 | 177. | | | |
| b Excess from 2008 | 694. | | | |
| c Excess from 2009 | | | | |
| d Excess from 2010 | 26,700. | | | |
| e Excess from 2011 | 28,500. | | | |

BAA

Form 990-PF (2011)

| | |
|-----------------|--|
| Part XIV | Private Operating Foundations (see instructions and Part VII-A, question 9) |
|-----------------|--|

N/A

1a If the foundation has received a ruling or determination letter that it is a private operating foundation, and the ruling is effective for 2011, enter the date of the ruling

b Check box to indicate whether the foundation is a private operating foundation described in section ☐ 4942(j)(3) or ☐ 4942(j)(5)

2a Enter the lesser of the adjusted net income from Part I or the minimum investment return from Part X for each year listed

b 85% of line 2a

c Qualifying distributions from Part XII,
line 4 for each year listed

d Amounts included in line 2c not used directly
- for active conduct of exempt activities

e Qualifying distributions made directly for active conduct of exempt activities
- Subtract line 2d from line 2c

3 Complete 3a, b, or c for the alternative test relied upon

a 'Assets' alternative test – enter.

(1) Value of all assets

(2) Value of assets qualifying under section 4942(i)(3)(B)(i)

b 'Endowment' alternative test — enter 2/3 of minimum investment return shown in Part X, line 6 for each year listed

c 'Support' alternative test – enter.

(1) Total support other than gross investment income (interest, dividends, rents, payments on securities loans (section 512(a)(5)), or royalties)

(2) Support from general public and 5 or more exempt organizations as provided in section 4942(j)(3)(B)(iii)

(3) Largest amount of support from an exempt organization

(4) Gross investment income

| | |
|----------------|--|
| Part XV | Supplementary Information (Complete this part only if the organization had \$5,000 or more in assets at any time during the year – see instructions.) |
|----------------|--|

1 Information Regarding Foundation Managers:

a List any managers of the foundation who have contributed more than 2% of the total contributions received by the foundation before the close of any tax year (but only if they have contributed more than \$5,000). (See section 507(d)(2).)

NONE

b List any managers of the foundation who own 10% or more of the stock of a corporation (or an equally large portion of the ownership of a partnership or other entity) of which the foundation has a 10% or greater interest.

NONE

2 Information Regarding Contribution, Grant, Gift, Loan, Scholarship, etc, Programs:

Check here ☒ if the foundation only makes contributions to preselected charitable organizations and does not accept unsolicited requests for funds. If the foundation makes gifts, grants, etc., (see instructions) to individuals or organizations under other conditions, complete items 2a, b, c, and d.

a The name, address, and telephone number of the person to whom applications should be addressed.

b The form in which applications should be submitted and information and materials they should include

c Any submission deadlines.

d Any restrictions or limitations on awards, such as by geographical areas, charitable fields, kinds of institutions, or other factors.

Part XV Supplementary Information (continued)**3 Grants and Contributions Paid During the Year or Approved for Future Payment**

| Recipient | If recipient is an individual, show any relationship to any foundation manager or substantial contributor | Foundation status of recipient | Purpose of grant or contribution | Amount |
|--------------------------------------|--|--------------------------------------|-------------------------------------|--------|
| Name and address (home or business) | | | | |
| <i>a Paid during the year</i> | | | | |
| Total | | | 3a | |
| <i>b Approved for future payment</i> | | | | |
| Total | | | 3b | |

Part XVII Information Regarding Transfers To and Transactions and Relationships With Noncharitable Exempt Organizations

1 Did the organization directly or indirectly engage in any of the following with any other organization described in section 501(c) of the Code (other than section 501(c)(3) organizations) or in section 527, relating to political organizations?

a Transfers from the reporting foundation to a noncharitable exempt organization of

(1) Cash

1 a (1) Yes No X

(2) Other assets

1 a (2) Yes No X

b Other transactions.

(1) Sales of assets to a noncharitable exempt organization

1 b (1) Yes No X

(2) Purchases of assets from a noncharitable exempt organization

1 b (2) Yes No X

(3) Rental of facilities, equipment, or other assets

1 b (3) Yes No X

(4) Reimbursement arrangements

1 b (4) Yes No X

(5) Loans or loan guarantees

1 b (5) Yes No X

(6) Performance of services or membership or fundraising solicitations

1 b (6) Yes No X

c Sharing of facilities, equipment, mailing lists, other assets, or paid employees

1 c Yes No X

d If the answer to any of the above is 'Yes,' complete the following schedule. Column (b) should always show the fair market value of the goods, other assets, or services given by the reporting foundation. If the foundation received less than fair market value in any transaction or sharing arrangement, show in column (d) the value of the goods, other assets, or services received.

| (a) Line no. | (b) Amount involved | (c) Name of noncharitable exempt organization | (d) Description of transfers, transactions, and sharing arrangements |
|--------------|---------------------|---|--|
| N/A | | | |
| | | | |
| | | | |
| | | | |
| | | | |
| | | | |
| | | | |
| | | | |
| | | | |
| | | | |
| | | | |
| | | | |
| | | | |
| | | | |
| | | | |
| | | | |
| | | | |
| | | | |
| | | | |
| | | | |
| | | | |

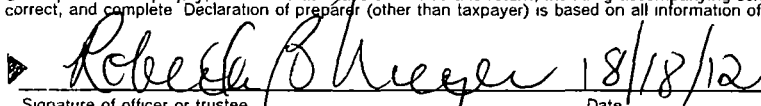
2a Is the foundation directly or indirectly affiliated with, or related to, one or more tax-exempt organizations described in section 501(c) of the Code (other than section 501(c)(3)) or in section 527?

☐ Yes ☒ No

b If 'Yes,' complete the following schedule.

| (a) Name of organization | (b) Type of organization | (c) Description of relationship |
|--------------------------|--------------------------|---------------------------------|
| N/A | | |
| | | |
| | | |
| | | |
| | | |
| | | |
| | | |
| | | |
| | | |
| | | |


Under penalties of perjury, I declare that I have examined this return, including accompanying schedules and statements, and to the best of my knowledge and belief, it is true, correct, and complete. Declaration of preparer (other than taxpayer) is based on all information of which preparer has any knowledge.

Sign Here  18/18/12 **TRUSTEE**

Signature of officer or trustee Date Title

Paid Preparer Use Only

Print/Type preparer's name: JEREMY P BENDLER, CPA, ABV

Preparer's signature:  Date: 05/17/12

Firm's name: KLAUSNER BENDLER + ASSOCIATES, PC

Firm's address: 4550 MONTGOMERY AVE STE 351N BETHESDA, MD 20814-3304

Check ☐ if self employed

PTIN: P00634692

Firm's EIN: 20-5799807

Phone no: (301) 657-4111

May the IRS discuss this return with the preparer shown below (see instructions)? ☒ Yes ☐ No

BAA

Form 990-PF (2011)

THE MILTON M. MEYER, JR. & MILDRED B.
MEYER FOUNDATION

05-0546890

STATEMENT 1
FORM 990-PF, PART I, LINE 16B
ACCOUNTING FEES

| | (A) EXPENSES PER BOOKS | (B) NET INVESTMENT INCOME | (C) ADJUSTED NET INCOME | (D) CHARITABLE PURPOSES |
|-----------------------|------------------------------|---------------------------------|-------------------------------|-------------------------------|
| ACCOUNTING FEES - KBA | \$ 1,976. | \$ 1,976. | | |
| TOTAL | \$ 1,976. | \$ 1,976. | \$ 0. | \$ 0. |

STATEMENT 2
FORM 990-PF, PART I, LINE 16C
OTHER PROFESSIONAL FEES

| | (A) EXPENSES PER BOOKS | (B) NET INVESTMENT INCOME | (C) ADJUSTED NET INCOME | (D) CHARITABLE PURPOSES |
|---------------|------------------------------|---------------------------------|-------------------------------|-------------------------------|
| ADVISORY FEES | \$ 5,547. | \$ 5,547. | | |
| TOTAL | \$ 5,547. | \$ 5,547. | \$ 0. | \$ 0. |

STATEMENT 3
FORM 990-PF, PART I, LINE 25
CONTRIBUTIONS, GIFTS, AND GRANTSCASH GRANTS AND ALLOCATIONS

CLASS OF ACTIVITY: UNRESTRICTED
 DONEE'S NAME: HOPEFUL CONNECTIONS
 DONEE'S ADDRESS: 919 18TH STREET, NW SUITE 54
 WASHINGTON, DC 20006
 RELATIONSHIP OF DONEE: N/A
 ORGANIZATIONAL STATUS OF DONEE: 501(C) (3)
 AMOUNT GIVEN: \$ 500.

CLASS OF ACTIVITY: UNRESTRICTED
 DONEE'S NAME: ALEXANDER GRAHAM BELL ASSOCIATION
 DONEE'S ADDRESS: 3417 VOLTA PLACE, NW
 WASHINGTON, DC 20007
 RELATIONSHIP OF DONEE:
 ORGANIZATIONAL STATUS OF DONEE: 501(C) (3)
 AMOUNT GIVEN: 1,000.

CLASS OF ACTIVITY: UNRESTRICTED
 DONEE'S NAME: BIG BROTHERS BIG SISTERS
 DONEE'S ADDRESS: 230 NORTH 13TH STREET
 PHILADELPHIA, PA 19107
 RELATIONSHIP OF DONEE:
 ORGANIZATIONAL STATUS OF DONEE: 501(C) (3)
 AMOUNT GIVEN: 1,000.

CLASS OF ACTIVITY: UNRESTRICTED
 DONEE'S NAME: THE SMILE TRAIN
 DONEE'S ADDRESS: 41 MADISON AVE, 28TH FLOOR
 NEW YORK, NY 10010
 RELATIONSHIP OF DONEE:
 ORGANIZATIONAL STATUS OF DONEE: 501(C) (3)

THE MILTON M. MEYER, JR. & MILDRED B.
MEYER FOUNDATION

05-0546890

STATEMENT 3 (CONTINUED)
FORM 990-PF, PART I, LINE 25
CONTRIBUTIONS, GIFTS, AND GRANTS

| | | | |
|---------------------------------|---|----|--------|
| AMOUNT GIVEN: | | \$ | 500. |
| CLASS OF ACTIVITY: | UNRESTRICTED | | |
| DONEE'S NAME: | CONGREGATION BETH AHABAH | | |
| DONEE'S ADDRESS: | 1117 W FRANKLIN STREET RICHMOND, VA 23220 | | |
| RELATIONSHIP OF DONEE: | | | |
| ORGANIZATIONAL STATUS OF DONEE: | 501(C)(3) | | |
| AMOUNT GIVEN: | | | 1,500. |
| CLASS OF ACTIVITY: | UNRESTRICTED | | |
| DONEE'S NAME: | THE FAISON SCHOOL FOR AUTISM | | |
| DONEE'S ADDRESS: | 1701 BYRD AVENUE RICHMOND, VA 23230 | | |
| RELATIONSHIP OF DONEE: | | | |
| ORGANIZATIONAL STATUS OF DONEE: | 501(C)(3) | | |
| AMOUNT GIVEN: | | | 1,000. |
| CLASS OF ACTIVITY: | UNRESTRICTED | | |
| DONEE'S NAME: | ALZHEIMER'S FOUNDATION OF AMERICA | | |
| DONEE'S ADDRESS: | 322 8TH AVENUE, 7TH FL NEW YORK, NY 10001 | | |
| RELATIONSHIP OF DONEE: | | | |
| ORGANIZATIONAL STATUS OF DONEE: | 501(C)(3) | | |
| AMOUNT GIVEN: | | | 1,000. |
| CLASS OF ACTIVITY: | UNRESTRICTED | | |
| DONEE'S NAME: | GIRLS INC. | | |
| DONEE'S ADDRESS: | 120 WALL STREET NEW YORK, NY 10005 | | |
| RELATIONSHIP OF DONEE: | | | |
| ORGANIZATIONAL STATUS OF DONEE: | 501(C)(3) | | |
| AMOUNT GIVEN: | | | 2,000. |
| CLASS OF ACTIVITY: | UNRESTRICTED | | |
| DONEE'S NAME: | WASHINGTON CHILDREN'S HOSPITAL | | |
| DONEE'S ADDRESS: | 111 MICHIGAN AVENUE, NW WASHINGTON, DC 20010 | | |
| RELATIONSHIP OF DONEE: | | | |
| ORGANIZATIONAL STATUS OF DONEE: | 501(C)(3) | | |
| AMOUNT GIVEN: | | | 5,000. |
| CLASS OF ACTIVITY: | UNRESTRICTED | | |
| DONEE'S NAME: | MAKE-A-WISH FOUNDATION | | |
| DONEE'S ADDRESS: | 9475 DEERECO RD #306 LUTHERVILLE, MD 21093 | | |
| RELATIONSHIP OF DONEE: | | | |
| ORGANIZATIONAL STATUS OF DONEE: | 501(C)(3) | | |
| AMOUNT GIVEN: | | | 500. |
| CLASS OF ACTIVITY: | UNRESTRICTED | | |
| DONEE'S NAME: | CURE CHILDHOOD CANCER | | |
| DONEE'S ADDRESS: | 1117 PERIMETER CENTER WEST ATLANTA, GA 30338 | | |
| RELATIONSHIP OF DONEE: | | | |
| ORGANIZATIONAL STATUS OF DONEE: | 501(C)(3) | | |

**THE MILTON M. MEYER, JR. & MILDRED B.
MEYER FOUNDATION**

05-0546890

STATEMENT 3 (CONTINUED)
FORM 990-PF, PART I, LINE 25
CONTRIBUTIONS, GIFTS, AND GRANTS

AMOUNT GIVEN: \$ 6,000.

| | |
|--------------------|---|
| CLASS OF ACTIVITY: | UNRESTRICTED |
| DONEE'S NAME: | THE WISKOTT ALDRICH FOUNDATION |
| DONEE'S ADDRESS: | 4480 SOUTH COBB DRIVE STE H SMYRNA, GA 30080 |

| | |
|---------------------------------|--------------------|
| RELATIONSHIP OF DONEE: | SMITHSON, GA 30080 |
| ORGANIZATIONAL STATUS OF DONEE: | 501 (C) (3) |
| AMOUNT GIVEN: | 6,000. |

CLASS OF ACTIVITY: UNRESTRICTED
DONEE'S NAME: BETH AHABAH
DONEE'S ADDRESS: 1111 WEST FRANKLIN STREET
RICHMOND, VA 23220

| | |
|---------------------------------|--------------------|
| RELATIONSHIP OF DONEE: | RICHMOND, VA 23220 |
| ORGANIZATIONAL STATUS OF DONEE: | 501 (C) (3) |
| AMOUNT GIVEN: | 2,500. |

| | | |
|-------|----|----------------|
| TOTAL | \$ | <u>28,500.</u> |
|-------|----|----------------|

STATEMENT 4
FORM 990-PF, PART IV, LINE 1
CAPITAL GAINS AND LOSSES FOR TAX ON INVESTMENT INCOME

| ITEM | (A) DESCRIPTION | (B) HOW ACQUIRED | (C) DATE ACQUIRED | (D) DATE SOLD |
|------|-----------------------|---------------------|----------------------|------------------|
| 1 | SEE ATTACHED 39093 ST | PURCHASED | VARIOUS | VARIOUS |
| 2 | SEE ATTACHED 39093 LT | PURCHASED | VARIOUS | VARIOUS |
| 3 | SEE ATTACHED 39094 ST | PURCHASED | VARIOUS | VARIOUS |
| 4 | SEE ATTACHED 39094 LT | PURCHASED | VARIOUS | VARIOUS |
| 5 | SEE ATTACHED 39095 ST | PURCHASED | VARIOUS | VARIOUS |
| 6 | SEE ATTACHED 39095 LT | PURCHASED | VARIOUS | VARIOUS |
| 7 | SEE ATTACHED 39096 LT | PURCHASED | VARIOUS | VARIOUS |
| 8 | SEE ATTACHED 094290 | PURCHASED | VARIOUS | 9/09/2011 |
| 9 | SEE ATTACHED 50269 ST | PURCHASED | VARIOUS | VARIOUS |
| 10 | SEE ATTACHED 50269 LT | PURCHASED | VARIOUS | VARIOUS |
| 11 | SEE ATTACHED 51808 | PURCHASED | VARIOUS | VARIOUS |

| | (E) GROSS | (F) DEPREC. | (G) COST | (H) GAIN | (I) FMV | (J) ADJ. BAS. | (K) EXCESS | (L) GAIN |
|------|--------------|----------------|-------------|-------------|------------|------------------|---------------|-------------|
| ITEM | SALES | ALLOWED | BASIS | (LOSS) | 12/31/69 | 12/31/69 | (I) - (J) | (LOSS) |
| 1 | 2,375. | | 1,956. | 419. | | | | \$ 419. |
| 2 | 11,841. | | 10,619. | 1,222. | | | | 1,222. |
| 3 | 14,925. | | 14,560. | 365. | | | | 365. |
| 4 | 24,796. | | 19,561. | 5,235. | | | | 5,235. |
| 5 | 2,205. | | 1,562. | 643. | | | | 643. |
| 6 | 12,110. | | 12,529. | -419. | | | | -419. |
| 7 | 10,146. | | 6,224. | 3,922. | | | | 3,922. |
| 8 | 9,434. | | 9,652. | -218. | | | | -218. |
| 9 | 101,211. | | 94,901. | 6,310. | | | | 6,310. |
| 10 | 457,792. | | 327,582. | 130,210. | | | | 130,210. |
| 11 | 109,203. | | 119,155. | -9,952. | | | | -9,952. |
| | | | | | | | TOTAL | \$ 137,737 |

Barclays Wealth
REALIZED GAINS AND LOSSES
Account 840-50269-1-8-114
MEYER FOUNDATION
From 01-01-11 Through 12-31-11

| Open Date | Close Date | Quantity | Security | Cost Basis | Amort. or Accretion | Proceeds | Gain Or Loss | |
|-----------|------------|----------|--|------------|---------------------|----------|--------------|-----------|
| | | | | | | | Short Term | Long Term |
| 04-30-10 | 07-06-11 | 2,000 | Cameron Intl Corp Sr Deb Conv 2.500% Due 06-15-26 | 2,550.58 | -38.32 | 2.92 | | -2,509.34 |
| 10-16-09 | 07-06-11 | 37 | ***Axis Capital Holdings Ltd | 1,117.73 | | 1,132.21 | | 14.48 |
| 02-04-10 | 07-06-11 | 15 | ***Axis Capital Holdings Ltd | 427.41 | | 459.00 | | 31.59 |
| 09-28-05 | 07-06-11 | 51 | ***Covidien Plc | 1,814.19 | | 2,734.35 | | 920.16 |
| 11-16-05 | 07-06-11 | 2 | ***Covidien Plc | 90.19 | | 133.97 | | 43.78 |
| 01-27-06 | 07-06-11 | 9 | ***Covidien Plc | 294.41 | | 468.88 | | 174.47 |
| 09-28-05 | 07-06-11 | 160 | ***Scagate Technology Plc | 1,841.20 | | 2,594.80 | | 753.60 |
| 09-28-05 | 07-06-11 | 250 | ***Weatherford International Ltd Switzerland | 4,346.25 | | 4,644.96 | | 298.71 |
| 09-28-05 | 07-06-11 | 51 | ***Te Connectivity Ltd | 1,670.20 | | 1,918.52 | | 248.32 |
| 11-16-05 | 07-06-11 | 2 | ***Te Connectivity Ltd | 83.03 | | 94.00 | | 10.97 |
| 01-27-06 | 07-06-11 | 9 | ***Te Connectivity Ltd | 271.04 | | 328.98 | | 57.94 |
| 09-28-05 | 07-06-11 | 51 | ***Tyco International Ltd | 2,229.60 | | 2,525.06 | | 295.46 |
| 11-16-05 | 07-06-11 | 2 | ***Tyco International Ltd | 110.84 | | 123.71 | | 12.87 |
| 01-27-06 | 07-06-11 | 9 | ***Tyco International Ltd | 361.81 | | 433.00 | | 71.19 |
| 01-18-08 | 07-06-11 | 21 | ***Ubs Ag New | 783.70 | | 377.71 | | -405.99 |
| 01-18-08 | 07-06-11 | 20 | ***Ubs Ag New | 767.13 | | 359.72 | | -407.41 |
| 02-29-08 | 07-06-11 | 16 | ***Ubs Ag New | 517.06 | | 287.78 | | -229.28 |
| 06-18-08 | 07-06-11 | 14 | ***Ubs Ag New | 284.27 | | 251.80 | | -32.47 |
| 06-30-08 | 07-06-11 | 10 | ***Ubs Ag New | 205.74 | | 179.86 | | -25.88 |
| 09-29-05 | 07-06-11 | 63 | At&T Inc | 1,567.32 | | 1,960.30 | | 392.98 |
| 02-10-11 | 07-06-11 | 18 | At&T Inc | 511.45 | | 560.08 | 48.63 | |
| 09-28-05 | 07-06-11 | 120 | Advent Software Inc | 1,605.73 | | 3,447.18 | | 1,841.45 |
| 05-21-10 | 07-06-11 | 46 | ***Allianz Se Sponsored Adr Repstg 1/10 Sh | 467.29 | | 633.53 | | 166.24 |
| 05-24-10 | 07-06-11 | 44 | ***Allianz Se Sponsored Adr Repstg 1/10 Sh | 440.60 | | 605.99 | | 165.39 |
| 03-02-06 | 07-06-11 | 15 | Allstate Corp | 811.02 | | 458.14 | | -352.88 |
| 03-09-06 | 07-06-11 | 10 | Allstate Corp | 545.30 | | 305.43 | | -239.87 |
| 03-13-06 | 07-06-11 | 15 | Allstate Corp | 818.61 | | 458.14 | | -360.47 |
| 03-17-06 | 07-06-11 | 15 | Allstate Corp | 817.43 | | 458.14 | | -359.29 |
| 11-13-08 | 07-06-11 | 12 | Allstate Corp | 305.23 | | 366.50 | | 61.27 |
| 04-16-08 | 07-06-11 | 10 | Altria Group Inc | 215.18 | | 268.47 | | 53.29 |
| 03-11-09 | 07-06-11 | 16 | Altria Group Inc | 262.48 | | 429.55 | | 167.07 |
| 03-13-09 | 07-06-11 | 23 | Altria Group Inc | 378.40 | | 617.47 | | 239.07 |
| 04-13-10 | 07-06-11 | 33 | Altria Group Inc | 696.56 | | 885.93 | | 189.37 |
| 05-19-10 | 07-06-11 | 117 | ***Alumina Ltd Sponsored Adr | 647.40 | | 1,065.37 | | 417.97 |
| 08-27-07 | 07-06-11 | 15 | Ameren Corp | 751.68 | | 434.29 | | -317.39 |
| 09-18-07 | 07-06-11 | 15 | Ameren Corp | 790.81 | | 434.29 | | -356.52 |
| 10-01-07 | 07-06-11 | 5 | Ameren Corp | 266.53 | | 144.76 | | -121.77 |
| 10-02-07 | 07-06-11 | 10 | Ameren Corp | 533.78 | | 289.52 | | -244.26 |
| 10-16-07 | 07-06-11 | 15 | Ameren Corp | 807.68 | | 434.29 | | -373.39 |
| 04-16-10 | 07-06-11 | 17 | Ameren Corp | 450.48 | | 492.19 | | 41.71 |
| 08-31-10 | 07-06-11 | 25 | Ameriprise Finl Inc | 1,084.91 | | 1,452.25 | 367.34 | |
| 09-01-10 | 07-06-11 | 15 | Ameriprise Finl Inc | 680.04 | | 871.35 | 191.31 | |
| 10-14-05 | 07-06-11 | 30 | Anadarko Petroleum Corp | 1,334.69 | | 2,349.71 | | 1,015.02 |
| 02-08-06 | 07-06-11 | 30 | Anadarko Petroleum Corp | 1,523.42 | | 2,349.71 | | 826.29 |
| 06-27-06 | 07-06-11 | 25 | Anadarko Petroleum Corp | 1,086.31 | | 1,958.09 | | 871.78 |
| 01-04-07 | 07-06-11 | 5 | Anadarko Petroleum Corp | 205.40 | | 391.62 | | 186.22 |
| 10-24-08 | 07-06-11 | 25 | Anadarko Petroleum Corp | 727.34 | | 1,958.09 | | 1,230.75 |

This report has been produced as a courtesy to Barclays Wealth clients and does not take the place of your customer account statement(s), which officially report your positions as shown on the books and records of the firm. This report contains additional portfolio information (including, but not limited to accrued interest, amortization, accretion and FASB 115 considerations) that is provided as a supplement to your monthly statement. This report contains information (including, but not limited to prices, quotes and statistics) obtained from various outside sources; we do not represent that this information is accurate or complete and is should not be relied upon as such. To the extent there is a conflict between your customer account statement or your trade confirmation and this report, the customer account statement or trade confirmation will control. This report is not intended for tax purposes; please consult your tax advisor. Please consult with your accounting advisor for the accounting treatment and financial statement presentation of Auction Rate Securities under Generally Accepted Accounting Principles.

Barclays Wealth is the wealth management division of Barclays Bank PLC, including Barclays Capital Inc. in the United States. Barclays Capital Inc., an affiliate of Barclays Bank PLC, is a US registered broker-dealer and regulated by the Securities & Exchange Commission. The registered office of Barclays Capital Inc. is 200 Park Avenue, New York, NY 10166. Barclays Bank PLC is registered in England and Wales (registered no. 1026167) with a registered office at 1 Churchill Place, London, E14 5HP, United Kingdom. Barclays Bank PLC is authorized and regulated by the Financial Services Authority.

Barclays Wealth
REALIZED GAINS AND LOSSES
Account 840-50269-1-8-114
MEYER FOUNDATION
From 01-01-11 Through 12-31-11

| Open Date | Close Date | Quantity | Security | Cost Basis | Amort. or Accretion | Proceeds | Gain Or Loss | |
|-----------|------------|----------|--|------------|---------------------|-----------|--------------|-----------|
| | | | | | | | Short Term | Long Term |
| 03-19-08 | 07-06-11 | 3 | ***Anglogold Ashanti Ltd (New) Sponsored A | 100.33 | | 127.01 | | 26.68 |
| 07-22-08 | 07-06-11 | 41 | ***Anglogold Ashanti Ltd (New) Sponsored A | 1,009.20 | | 1,735.83 | | 726.63 |
| 01-20-10 | 07-06-11 | 9 | ***Anglogold Ashanti Ltd (New) Sponsored A | 349.24 | | 381.04 | | 31.80 |
| 02-08-11 | 07-06-11 | 10 | ***Anglogold Ashanti Ltd (New) Sponsored A | 356.14 | | 423.37 | 67.23 | |
| 07-08-08 | 07-06-11 | 38 | Annaly Capital Management Inc | 580.88 | | 695.40 | | 114.52 |
| 07-16-08 | 07-06-11 | 40 | Annaly Capital Management Inc | 570.44 | | 732.00 | | 161.56 |
| 07-17-08 | 07-06-11 | 40 | Annaly Capital Management Inc | 582.68 | | 732.00 | | 149.32 |
| 03-24-09 | 07-06-11 | 32 | Annaly Capital Management Inc | 458.69 | | 585.60 | | 126.91 |
| 04-03-09 | 07-06-11 | 30 | Annaly Capital Management Inc | 423.61 | | 549.00 | | 125.39 |
| 05-14-10 | 07-06-11 | 34 | Annaly Capital Management Inc | 541.93 | | 622.20 | | 80.27 |
| 02-10-11 | 07-06-11 | 42 | Annaly Capital Management Inc | 752.02 | | 768.57 | 16.55 | |
| 01-12-10 | 07-06-11 | 15 | ***Astrazeneca Plc Sponsored Adr | 713.05 | | 752.75 | | 39.70 |
| 01-14-10 | 07-06-11 | 10 | ***Astrazeneca Plc Sponsored Adr | 492.18 | | 501.83 | | 9.65 |
| 04-22-10 | 07-06-11 | 14 | ***Astrazeneca Plc Sponsored Adr | 631.69 | | 702.56 | | 70.87 |
| 02-07-11 | 07-06-11 | 11 | ***Astrazeneca Plc Sponsored Adr | 527.27 | | 552.01 | 24.74 | |
| 02-08-11 | 07-06-11 | 10 | ***Astrazeneca Plc Sponsored Adr | 483.99 | | 501.84 | 17.85 | |
| 09-28-05 | 07-06-11 | 20 | Autodesk Inc | 879.80 | | 782.37 | | -97.43 |
| 01-06-06 | 07-06-11 | 10 | Autodesk Inc | 423.79 | | 391.19 | | -32.60 |
| 08-01-08 | 07-06-11 | 43 | Autodesk Inc | 1,390.27 | | 1,682.10 | | 291.83 |
| 04-30-08 | 07-06-11 | 19 | ***Barrick Gold Corp | 727.30 | | 876.65 | | 149.35 |
| 09-16-08 | 07-06-11 | 28 | ***Barrick Gold Corp | 775.07 | | 1,291.90 | | 516.83 |
| 04-09-09 | 07-06-11 | 11 | ***Barrick Gold Corp | 317.61 | | 507.53 | | 189.92 |
| 12-17-09 | 07-06-11 | 12 | ***Barrick Gold Corp | 461.78 | | 553.67 | | 91.89 |
| 01-21-11 | 07-06-11 | 4 | ***Barrick Gold Corp | 189.08 | | 184.57 | -4.51 | |
| 02-18-03 | 07-06-11 | 1,300 | Berkshire Hathaway Inc Del Cl B New | 59,176.00 | | 99,144.33 | | 39,968.33 |
| 09-28-05 | 07-06-11 | 120 | Bingen Idex Inc | 4,612.03 | | 12,907.80 | | 8,295.77 |
| 07-13-06 | 07-06-11 | 55 | Broadcom Corp Cl A | 1,507.89 | | 1,863.13 | | 355.24 |
| 07-21-06 | 07-06-11 | 5 | Broadcom Corp Cl A | 117.18 | | 169.38 | | 52.20 |
| 03-09-11 | 07-06-11 | 35 | Broadcom Corp Cl A | 1,418.17 | | 1,185.62 | -232.55 | |
| 09-28-05 | 07-06-11 | 85 | Cablevision Systems Corp-Cl A Cablevision | 1,445.23 | | 2,314.48 | | 869.25 |
| 04-08-08 | 07-06-11 | 85 | Cablevision Systems Corp-Cl A Cablevision | 1,670.51 | | 2,314.48 | | 643.97 |
| 09-10-08 | 07-06-11 | 12 | ***Cameco Corp | 291.00 | | 317.22 | | 26.22 |
| 03-03-10 | 07-06-11 | 17 | ***Cameco Corp | 459.31 | | 449.40 | | -9.91 |
| 04-07-10 | 07-06-11 | 26 | ***Cameco Corp | 699.85 | | 687.32 | | -12.53 |

This report has been produced as a courtesy to Barclays Wealth clients and does not take the place of your customer account statement(s) which officially report your positions as shown on the books and records of the firm. This report contains additional portfolio information (including, but not limited to accrued interest amortization, accretion and FASB 115 considerations) that is provided as a supplement to your monthly statement. This report contains information (including, but not limited to prices, quotes and statistics) obtained from various outside sources. We do not represent that this information is accurate or complete and it should not be relied upon as such. To the extent there is a conflict between your customer account statement or your trade confirmation and this report, the customer account statement or trade confirmation will control. This report is not intended for tax purposes, please consult your tax advisor. Please consult with your accounting advisor for the accounting treatment and financial statement presentation of Auction Rate Securities under Generally Accepted Accounting Principles.

Barclays Wealth is the wealth management division of Barclays Bank PLC, including Barclays Capital Inc. in the United States. Barclays Capital Inc., an affiliate of Barclays Bank PLC, is a US registered broker-dealer and regulated by the Securities & Exchange Commission. The registered office of Barclays Capital Inc. is 200 Park Avenue, New York, NY 10166. Barclays Bank PLC is registered in England and Wales (registered no. 1026167) with a registered office at 1 Churchill Place, London E14 4HP, United Kingdom. Barclays Bank PLC is authorized and regulated by the Financial Services Authority.

Barclays Wealth
REALIZED GAINS AND LOSSES
Account 840-50269-1-8-114
MEYER FOUNDATION
From 01-01-11 Through 12-31-11

| Open Date | Close Date | Quantity | Security | Cost Basis | Amort. or Accretion | Proceeds | Gain Or Loss | |
|-----------|------------|----------|---|------------|---------------------|----------|--------------|-----------|
| | | | | | | | Short Term | Long Term |
| 05-25-10 | 07-06-11 | 18 | ***Cameco Corp | 423.66 | | 475.83 | | 52.17 |
| 03-15-11 | 07-06-11 | 22 | ***Cameco Corp | 700.75 | | 581.58 | -119.17 | |
| 01-02-50 | 07-06-11 | 280 | ***Carrefour Sa Sponsored Adr | 0.00 | | 2,094.80 | | 2,094.80 |
| 06-12-07 | 07-06-11 | 9 | ***Centrais Electricas Brasileiras S A Ele | 118.56 | | 116.62 | | -1.94 |
| 08-07-07 | 07-06-11 | 6 | ***Centrais Electricas Brasileiras S A Ele | 78.90 | | 77.75 | | -1.15 |
| 08-10-07 | 07-06-11 | 24 | ***Centrais Electricas Brasileiras S A Ele | 305.81 | | 310.98 | | 5.17 |
| 02-20-09 | 07-06-11 | 15 | Centurylink Inc | 378.14 | | 614.30 | | 236.16 |
| 03-02-09 | 07-06-11 | 11 | Centurylink Inc | 269.62 | | 446.76 | | 177.14 |
| 03-04-09 | 07-06-11 | 12 | Centurylink Inc | 307.81 | | 502.61 | | 194.80 |
| 03-12-09 | 07-06-11 | 14 | Centurylink Inc | 349.69 | | 558.45 | | 208.76 |
| 11-11-09 | 07-06-11 | 30 | Chesapeake Energy Corp | 768.71 | | 902.85 | | 134.14 |
| 11-12-09 | 07-06-11 | 5 | Chesapeake Energy Corp | 123.57 | | 150.47 | | 26.90 |
| 11-13-09 | 07-06-11 | 40 | Chesapeake Energy Corp | 1,000.63 | | 1,203.80 | | 203.17 |
| 11-30-09 | 07-06-11 | 5 | Chesapeake Energy Corp | 120.06 | | 150.48 | | 30.42 |
| 09-29-05 | 07-06-11 | 25 | Chevron Corporation | 1,624.25 | | 2,611.54 | | 987.29 |
| 11-16-10 | 07-06-11 | 5 | Citrix Systems Inc | 315.93 | | 406.34 | 90.41 | |
| 09-28-05 | 07-06-11 | 295 | Comcast Corporation New Spl Class A | 5,650.23 | | 7,232.10 | | 1,581.87 |
| 06-23-08 | 07-06-11 | 75 | Comcast Corporation New Spl Class A | 1,446.71 | | 1,838.67 | | 391.96 |
| 02-23-06 | 07-06-11 | 1 | Conocophillips | 61.45 | | 75.77 | | 14.32 |
| 02-27-06 | 07-06-11 | 5 | Conocophillips | 310.82 | | 378.87 | | 68.05 |
| 02-28-06 | 07-06-11 | 5 | Conocophillips | 306.35 | | 378.87 | | 72.52 |
| 03-02-06 | 07-06-11 | 15 | Conocophillips | 939.63 | | 1,136.61 | | 196.98 |
| 11-10-09 | 07-06-11 | 5 | Conocophillips | 267.67 | | 378.87 | | 111.20 |
| 11-11-09 | 07-06-11 | 30 | Conocophillips | 1,612.50 | | 2,273.23 | | 660.73 |
| 09-28-05 | 07-06-11 | 61 | Cree Inc | 1,470.71 | | 1,930.14 | | 459.43 |
| 06-01-06 | 07-06-11 | 10 | Cree Inc | 239.30 | | 316.42 | | 77.12 |
| 03-23-11 | 07-06-11 | 5 | Cree Inc | 226.22 | | 158.20 | -68.02 | |
| 01-02-50 | 07-06-11 | 60 | ***Daiichi Sankyo Co Ltd Un-sponsored Adr | 0.00 | | 1,184.02 | | 1,184.02 |
| 09-30-05 | 07-06-11 | 208 | ***Dai Nippon Printing Limited Japan Spons | 3,370.82 | | 2,382.64 | | -988.18 |
| 03-07-08 | 07-06-11 | 3 | ***Daiwa House Industry Co Ltd Adr | 286.75 | | 377.35 | | 90.60 |
| 09-02-08 | 07-06-11 | 6 | ***Daiwa House Industry Co Ltd Adr | 563.64 | | 754.71 | | 191.07 |
| 07-27-09 | 07-06-11 | 3 | Diamond Offshore Drilling Inc | 277.84 | | 210.62 | | -67.22 |
| 07-29-09 | 07-06-11 | 5 | Diamond Offshore Drilling Inc | 451.50 | | 351.04 | | -100.46 |
| 04-13-10 | 07-06-11 | 6 | Diamond Offshore Drilling Inc | 544.30 | | 421.24 | | -123.06 |
| 05-17-10 | 07-06-11 | 9 | Diamond Offshore Drilling Inc | 645.81 | | 631.87 | | -13.94 |
| 08-23-10 | 07-06-11 | 9 | Diamond Offshore Drilling Inc | 536.80 | | 631.87 | 95.07 | |
| 09-28-05 | 07-06-11 | 105 | Directv Class A New | 1,362.19 | | 5,445.74 | | 4,083.55 |
| 03-27-08 | 07-06-11 | 10 | Directv Class A New | 194.90 | | 518.64 | | 323.74 |

This report has been produced as a courtesy to Barclays Wealth clients and does not take the place of your customer account statement(s), which officially report your positions as shown on the books and records of the firm. This report contains additional portfolio information (including, but not limited to, accrued interest, amortization, accretion and FASB 115 considerations) that is provided as a supplement to our monthly statement. This report contains information (including, but not limited to, prices, quotes and statistics) obtained from various outside sources; we do not represent that this information is accurate or complete and should not be relied upon as such. To the extent there is a conflict between your customer account statement or your trade confirmation and this report, the customer account statement or trade confirmation will control. This report is not intended for tax purposes; please consult your tax advisor. Please consult with your accounting advisor for the accounting treatment and financial statement presentation of Auction Rate Securities under Generally Accepted Accounting Principles.

Barclays Wealth is the wealth management division of Barclays Bank PLC, including Barclays Capital Inc. in the United States. Barclays Capital Inc., an affiliate of Barclays Bank PLC, is a U.S. registered broker-dealer and regulated by the Securities & Exchange Commission. The registered office of Barclays Capital Inc. is 200 Park Avenue, New York, NY 10166. Barclays Bank PLC is registered in England and Wales (registered no. 1026167) with a registered office at 1 Churchill Place, London, E14 4HP, United Kingdom. Barclays Bank PLC is authorized and regulated by the Financial Services Authority.

Barclays Wealth
REALIZED GAINS AND LOSSES
Account 840-50269-1-8-114
MEYER FOUNDATION
From 01-01-11 Through 12-31-11

| Open Date | Close Date | Quantity | Security | Cost Basis | Amort. or Accretion | Proceeds | Gain Or Loss | |
|-----------|------------|----------|--|------------|---------------------|----------|--------------|-----------|
| | | | | | | | Short Term | Long Term |
| 10-27-08 | 07-06-11 | 6 | Dolby Laboratories Inc Cl A | 182.74 | | 299.53 | | 116.79 |
| 10-28-08 | 07-06-11 | 8 | Dolby Laboratories Inc Cl A | 233.78 | | 399.37 | | 165.59 |
| 10-29-08 | 07-06-11 | 16 | Dolby Laboratories Inc Cl A | 475.84 | | 798.73 | | 322.89 |
| 10-30-08 | 07-06-11 | 8 | Dolby Laboratories Inc Cl A | 245.01 | | 399.37 | | 154.36 |
| 02-04-11 | 07-06-11 | 5 | Dolby Laboratories Inc Cl A | 281.59 | | 249.60 | -31.99 | |
| 01-26-06 | 07-06-11 | 5 | R R Donnelley & Sons Co | 161.66 | | 100.13 | | -61.53 |
| 03-29-06 | 07-06-11 | 5 | R R Donnelley & Sons Co | 163.11 | | 100.13 | | -62.98 |
| 04-03-06 | 07-06-11 | 5 | R R Donnelley & Sons Co | 165.57 | | 100.13 | | -65.44 |
| 04-05-06 | 07-06-11 | 5 | R R Donnelley & Sons Co | 166.45 | | 100.13 | | -66.32 |
| 04-10-06 | 07-06-11 | 10 | R R Donnelley & Sons Co | 330.15 | | 200.26 | | -129.89 |
| 05-01-06 | 07-06-11 | 10 | R R Donnelley & Sons Co | 337.73 | | 200.26 | | -137.47 |
| 05-05-06 | 07-06-11 | 15 | R R Donnelley & Sons Co | 506.37 | | 300.38 | | -205.99 |
| 05-17-06 | 07-06-11 | 5 | R R Donnelley & Sons Co | 166.55 | | 100.13 | | -66.42 |
| 06-08-06 | 07-06-11 | 10 | R R Donnelley & Sons Co | 310.86 | | 200.26 | | -110.60 |
| 06-09-06 | 07-06-11 | 10 | R R Donnelley & Sons Co | 308.08 | | 200.26 | | -107.82 |
| 07-20-10 | 07-06-11 | 37 | R R Donnelley & Sons Co | 595.06 | | 740.92 | 145.86 | |
| 02-24-11 | 07-06-11 | 51 | ***East Japan Railway Co Un-sponsored Adr | 590.01 | | 502.75 | -87.26 | |
| 03-02-11 | 07-06-11 | 48 | ***East Japan Railway Co Un-sponsored Adr | 559.68 | | 473.17 | -86.51 | |
| 01-02-50 | 07-06-11 | 13 | Edison International | 376.98 | | 502.77 | | 125.79 |
| 01-02-50 | 07-06-11 | 13 | Edison International | 481.19 | | 502.77 | | 21.58 |
| 03-04-09 | 07-06-11 | 13 | Edison International | 325.60 | | 502.77 | | 177.17 |
| 03-10-09 | 07-06-11 | 10 | Edison International | 247.19 | | 386.75 | | 139.56 |
| 03-17-09 | 07-06-11 | 12 | Edison International | 337.92 | | 464.10 | | 126.18 |
| 01-02-50 | 07-06-11 | 22 | ***Electricite De France Sa Un-sponsored Ad | 0.00 | | 169.08 | | 169.08 |
| 03-23-10 | 07-06-11 | 99 | ***Electricite De France Sa Un-sponsored Ad | 1,024.56 | | 760.84 | | -263.72 |
| 11-10-10 | 07-06-11 | 64 | ***Electricite De France Sa Un-sponsored Ad | 566.28 | | 491.86 | -74.42 | |
| 11-11-10 | 07-06-11 | 25 | ***Electricite De France Sa Un-sponsored Ad | 221.49 | | 192.13 | -29.36 | |
| 11-03-09 | 07-06-11 | 18 | ***Embraer S A Adr Each Rep 4 Com Stk Shs | 360.17 | | 559.30 | | 199.13 |
| 05-14-10 | 07-06-11 | 17 | ***Embraer S A Adr Each Rep 4 Com Stk Shs | 383.26 | | 528.22 | | 144.96 |
| 05-14-10 | 07-06-11 | 80 | ***Finmeccanica Spa Roma Un-sponsored Adrs | 464.13 | | 455.66 | | -8.47 |
| 05-19-10 | 07-06-11 | 88 | ***Finmeccanica Spa Roma Un-sponsored Adrs | 494.96 | | 501.23 | | 6.27 |
| 11-26-10 | 07-06-11 | 198 | ***Finmeccanica Spa Roma Un-sponsored Adrs | 1,159.90 | | 1,127.77 | -32.13 | |
| 11-20-08 | 07-06-11 | 5 | Fluor Corp New | 152.35 | | 323.36 | | 171.01 |
| 03-14-11 | 07-06-11 | 18 | Fluor Corp New | 1,226.05 | | 1,164.10 | -61.95 | |
| 03-15-11 | 07-06-11 | 10 | Fluor Corp New | 680.33 | | 646.73 | -33.60 | |
| 01-22-08 | 07-06-11 | 117 | Forest Laboratories Inc | 3,719.51 | | 4,567.12 | | 847.61 |
| 03-10-11 | 07-06-11 | 40 | Freeport McMoran Copper & Gold Inc | 1,887.64 | | 2,132.87 | 245.23 | |
| 01-11-10 | 07-06-11 | 50 | Freeport McMoran Copper & Gold Inc | 2,218.34 | | 2,666.08 | | 447.74 |
| 12-02-05 | 07-06-11 | 21 | ***Fujifilm Holdings Corporation Adr | 696.06 | | 643.36 | | -52.70 |

This report has been produced as a courtesy to Barclays Wealth clients and does not take the place of your customer account statement(s), which officially report your positions as shown on the books and records of the firm. This report contains additional portfolio information (including, but not limited to accrued interest, amortization, accretion and FASB 115 considerations) that is provided as a supplement to your monthly statement. This report contains information (including, but not limited to prices, quotes and statistics) obtained from various outside sources; we do not represent that this information is accurate or complete and should not be relied upon as such. To the extent there is a conflict between your customer account statement or your trade confirmation and this report, the customer account statement or trade confirmation will control. This report is not intended for tax purposes, please consult your tax advisor. Please consult with your accounting advisor for the accounting treatment and financial statement presentation of Auction Rate Securities under Generally Accepted Accounting Principles.

Barclays Wealth is the wealth management division of Barclays Bank PLC, including Barclays Capital Inc. in the United States. Barclays Capital Inc., an affiliate of Barclays Bank PLC, is a U.S. registered broker-dealer and regulated by the Securities & Exchange Commission. The registered office of Barclays Capital Inc. is 200 Park Avenue, New York, NY 10166. Barclays Bank PLC is registered in England and Wales (registered no. 1026167) with a registered office at 1 Churchill Place, London, E14 4HP, United Kingdom. Barclays Bank PLC is authorized and regulated by the Financial Services Authority.

Barclays Wealth
REALIZED GAINS AND LOSSES
Account 840-50269-1-8-114
MEYER FOUNDATION
From 01-01-11 Through 12-31-11

| Open Date | Close Date | Quantity | Security | Cost Basis | Amort. or Accretion | Proceeds | Gain Or Loss | |
|-----------|------------|----------|--|------------|---------------------|----------|--------------|-----------|
| | | | | | | | Short Term | Long Term |
| 03-24-06 | 07-06-11 | 20 | ***Fujifilm Holdings Corporation ADR | 650.90 | | 612.73 | | -38.17 |
| 03-05-08 | 07-06-11 | 21 | ***Fujifilm Holdings Corporation ADR | 771.04 | | 643.36 | | -127.68 |
| 01-02-50 | 07-06-11 | 39 | ***Gazprom O A O Sponsored ADR | 0.00 | | 559.79 | | 559.79 |
| 10-15-10 | 07-06-11 | 39 | ***Gazprom O A O Sponsored ADR | 836.28 | | 559.79 | -276.49 | |
| 07-29-10 | 07-06-11 | 120 | General Electric Co | 1,921.10 | | 2,280.90 | 359.80 | |
| 06-06-07 | 07-06-11 | 8 | ***Glaxosmithkline Plc Sponsored ADR(Frm G | 408.40 | | 347.49 | | -60.91 |
| 06-12-07 | 07-06-11 | 15 | ***Glaxosmithkline Plc Sponsored ADR(Frm G | 780.64 | | 651.55 | | -129.09 |
| 06-14-07 | 07-06-11 | 5 | ***Glaxosmithkline Plc Sponsored ADR(Frm G | 260.43 | | 217.18 | | -43.25 |
| 06-15-07 | 07-06-11 | 10 | ***Glaxosmithkline Plc Sponsored ADR(Frm G | 523.51 | | 434.37 | | -89.14 |
| 04-14-10 | 07-06-11 | 7 | ***Glaxosmithkline Plc Sponsored ADR(Frm G | 633.49 | | 304.06 | | -329.43 |
| 01-08-10 | 07-06-11 | 20 | ***Glaxosmithkline Plc Sponsored ADR(Frm G | 827.36 | | 868.74 | | 41.38 |
| 01-08-10 | 07-06-11 | 5 | ***Glaxosmithkline Plc Sponsored ADR(Frm G | 206.84 | | 217.18 | | 10.34 |
| 01-14-10 | 07-06-11 | 12 | ***Glaxosmithkline Plc Sponsored ADR(Frm G | 503.44 | | 521.24 | | 17.80 |
| 04-22-10 | 07-06-11 | 16 | ***Glaxosmithkline Plc Sponsored ADR(Frm G | 624.48 | | 694.99 | | 70.51 |
| 02-07-11 | 07-06-11 | 12 | ***Glaxosmithkline Plc Sponsored ADR(Frm G | 467.16 | | 521.24 | 54.08 | |
| 02-07-11 | 07-06-11 | 9 | ***Glaxosmithkline Plc Sponsored ADR(Frm G | 350.37 | | 390.93 | 40.56 | |
| 02-01-08 | 07-06-11 | 2 | ***Gold Fields Ltd New Sponsored ADR | 28.15 | | 29.58 | | 1.43 |
| 02-06-08 | 07-06-11 | 65 | ***Gold Fields Ltd New Sponsored ADR | 902.81 | | 961.49 | | 58.68 |
| 04-08-08 | 07-06-11 | 17 | ***Gold Fields Ltd New Sponsored ADR | 235.79 | | 251.47 | | 15.68 |
| 05-22-08 | 07-06-11 | 66 | ***Gold Fields Ltd New Sponsored ADR | 936.74 | | 976.28 | | 39.54 |
| 02-05-10 | 07-06-11 | 36 | ***Gold Fields Ltd New Sponsored ADR | 404.59 | | 532.51 | | 127.92 |
| 06-20-08 | 07-06-11 | 6 | ***Hachijuni Bank Ltd-ADR | 388.88 | | 344.02 | | -44.86 |
| 07-07-08 | 07-06-11 | 11 | ***Hachijuni Bank Ltd-ADR | 682.04 | | 630.69 | | -51.35 |
| 01-20-09 | 07-06-11 | 10 | Harris Corp-Del | 404.51 | | 445.67 | | 41.16 |
| 01-28-09 | 07-06-11 | 8 | Harris Corp-Del | 357.35 | | 356.54 | | -0.81 |
| 02-09-09 | 07-06-11 | 9 | Harris Corp-Del | 395.28 | | 401.10 | | 5.82 |
| 02-17-09 | 07-06-11 | 9 | Harris Corp-Del | 367.79 | | 401.10 | | 33.31 |
| 02-10-11 | 07-06-11 | 10 | Harris Corp-Del | 494.95 | | 445.68 | -49.27 | |
| 01-02-50 | 07-06-11 | 46 | ***Home Retail Group Plc Sponsored ADR | 0.00 | | 478.09 | | 478.09 |
| 03-10-11 | 07-06-11 | 45 | ***Home Retail Group Plc Sponsored ADR | 573.16 | | 467.69 | -105.47 | |
| 07-06-09 | 07-06-11 | 30 | Hudson City Bancorp Inc | 399.56 | | 251.92 | | -147.64 |

This report has been produced as a courtesy to Barclays Wealth clients and does not take the place of your customer account statement(s), which officially report your positions as shown on the books and records of the firm. This report contains additional portfolio information (including, but not limited to accrued interest, amortization, accretion and FASB 115 considerations) that is provided as a supplement to our monthly statement. This report contains information (including, but not limited to prices, quotes and statistics) obtained from various outside sources; we do not represent that this information is accurate or complete and should not be relied upon as such. To the extent there is a conflict between your customer account statement or your trade confirmation and this report, the customer account statement or trade confirmation will control. This report is not intended for tax purposes; please consult your tax advisor. Please consult with your accounting advisor for the accounting treatment and financial statement presentation of Auction Rate Securities under Generally Accepted Accounting Principles.

Barclays Wealth is the wealth management division of Barclays Bank PLC, including Barclays Capital Inc. in the United States. Barclays Capital Inc., an affiliate of Barclays Bank PLC, is a U.S. registered broker-dealer and regulated by the Securities & Exchange Commission. The registered office of Barclays Capital Inc. is 200 Park Avenue, New York, NY 10166. Barclays Bank PLC is registered in England and Wales (registered no. 1026167) with a registered office at 1 Churchill Place, London, E14 3HP, United Kingdom. Barclays Bank PLC is authorized and regulated by the Financial Services Authority.

Barclays Wealth
REALIZED GAINS AND LOSSES
Account 840-50269-1-8-114
MEYER FOUNDATION
From 01-01-11 Through 12-31-11

| Open Date | Close Date | Quantity | Security | Cost Basis | Amort. or Accretion | Proceeds | Gain Or Loss | |
|-----------|------------|----------|--|------------|---------------------|----------|--------------|-----------|
| | | | | | | | Short Term | Long Term |
| 07-08-09 | 07-06-11 | 40 | Hudson City Bancorp Inc | 530.70 | | 335.89 | | -194.81 |
| 07-09-09 | 07-06-11 | 45 | Hudson City Bancorp Inc | 607.93 | | 377.88 | | -230.05 |
| 08-20-10 | 07-06-11 | 30 | Hudson City Bancorp Inc | 358.36 | | 251.92 | -106.44 | |
| 02-10-11 | 07-06-11 | 30 | Hudson City Bancorp Inc | 334.58 | | 251.92 | -82.66 | |
| 03-21-11 | 07-06-11 | 53 | Hudson City Bancorp Inc | 528.88 | | 445.04 | -83.84 | |
| 02-28-11 | 07-06-11 | 50 | Human Genome Sciences Inc | 1,250.00 | | 1,236.82 | -13.18 | |
| 10-19-10 | 07-06-11 | 40 | Immunogen Inc | 307.81 | | 529.78 | 221.97 | |
| 10-20-10 | 07-06-11 | 16 | Immunogen Inc | 126.03 | | 211.91 | 85.88 | |
| 10-21-10 | 07-06-11 | 10 | Immunogen Inc | 78.82 | | 132.45 | 53.63 | |
| 11-04-10 | 07-06-11 | 1 | Immunogen Inc | 7.92 | | 13.24 | 5.32 | |
| 11-16-10 | 07-06-11 | 5 | Immunogen Inc | 38.83 | | 66.22 | 27.39 | |
| 02-15-11 | 07-06-11 | 42 | Immunogen Inc | 372.88 | | 556.28 | 183.40 | |
| 11-11-09 | 07-06-11 | 25 | Intel Corp | 496.85 | | 566.18 | | 69.33 |
| 11-12-09 | 07-06-11 | 35 | Intel Corp | 703.16 | | 792.65 | | 89.49 |
| 11-13-09 | 07-06-11 | 35 | Intel Corp | 691.77 | | 792.65 | | 100.88 |
| 08-27-10 | 07-06-11 | 90 | Intel Corp | 1,640.22 | | 2,038.24 | 398.02 | |
| 09-01-10 | 07-06-11 | 20 | Intel Corp | 363.16 | | 452.94 | 89.78 | |
| 03-21-11 | 07-06-11 | 24 | Intel Corp | 488.53 | | 543.52 | 54.99 | |
| 04-02-09 | 07-06-11 | 4 | International Business Machines Corp | 396.74 | | 708.41 | | 311.67 |
| 04-07-09 | 07-06-11 | 3 | International Business Machines Corp | 297.41 | | 531.31 | | 233.90 |
| 04-27-09 | 07-06-11 | 8 | International Business Machines Corp | 800.10 | | 1,416.82 | | 616.72 |
| 01-02-50 | 07-06-11 | 15 | International Paper Co | 0.00 | | 449.22 | | 449.22 |
| 03-17-11 | 07-06-11 | 85 | International Paper Co | 2,229.63 | | 2,545.57 | 315.94 | |
| 10-25-10 | 07-06-11 | 15 | Isis Pharmaceuticals Inc | 137.72 | | 129.84 | -7.88 | |
| 01-02-50 | 07-06-11 | 52 | Jpmorgan Chase & Co | 0.00 | | 2,095.08 | | 2,095.08 |
| 05-15-09 | 07-06-11 | 29 | Johnson & Johnson | 1,603.40 | | 1,953.13 | | 349.73 |
| 02-10-11 | 07-06-11 | 8 | Johnson & Johnson | 487.99 | | 538.80 | 50.81 | |
| 04-09-09 | 07-06-11 | 90 | ***Kao Corp Sponsored ADR Repsig 10 Shs | 1,820.72 | | 2,379.84 | | 559.12 |
| 05-18-09 | 07-06-11 | 20 | ***Kao Corp Sponsored ADR Repsig 10 Shs | 415.61 | | 528.85 | | 113.24 |
| 01-02-50 | 07-06-11 | 8 | Kimberly Clark Corp | 0.00 | | 530.72 | | 530.72 |
| 09-29-05 | 07-06-11 | 29 | Kimberly Clark Corp | 1,730.72 | | 1,923.84 | | 193.12 |
| 07-08-09 | 07-06-11 | 22 | ***Kinross Gold Corp New | 395.14 | | 365.68 | | -29.46 |
| 07-13-09 | 07-06-11 | 51 | ***Kinross Gold Corp New | 895.40 | | 847.72 | | -47.68 |
| 10-30-09 | 07-06-11 | 37 | ***Kinross Gold Corp New | 675.76 | | 615.01 | | -60.75 |
| 02-03-10 | 07-06-11 | 9 | ***Kinross Gold Corp New | 156.44 | | 149.60 | | -6.84 |
| 08-18-10 | 07-06-11 | 20 | ***Kinross Gold Corp New | 309.19 | | 332.44 | 23.25 | |
| 01-21-11 | 07-06-11 | 31 | ***Kinross Gold Corp New | 532.13 | | 515.28 | -16.85 | |
| 02-25-11 | 07-06-11 | 16 | ***Kinross Gold Corp New | 255.13 | | 265.96 | 10.83 | |
| 09-28-05 | 07-06-11 | 58 | ***Korea Electric Power Corp Sponsored ADR | 1,002.03 | | 764.77 | | -237.26 |
| 10-09-06 | 07-06-11 | 3 | ***Korea Electric Power Corp Sponsored ADR | 57.74 | | 39.56 | | -18.18 |
| 10-12-06 | 07-06-11 | 8 | ***Korea Electric Power Corp Sponsored ADR | 157.14 | | 105.49 | | -51.65 |
| 10-13-06 | 07-06-11 | 2 | ***Korea Electric Power Corp Sponsored ADR | 39.68 | | 26.37 | | -13.31 |
| 10-16-06 | 07-06-11 | 4 | ***Korea Electric Power Corp Sponsored ADR | 79.02 | | 52.74 | | -26.28 |

This report has been produced as a courtesy to Barclays Wealth clients and does not take the place of your customer account statement(s), which officially report your positions as shown on the books and records of the firm. This report contains additional portfolio information (including, but not limited to, accrued interest, amortization, accretion and FASB 115 considerations) that is provided as a supplement to your monthly statement. This report contains information (including, but not limited to, prices, quotes and statistics) obtained from various outside sources; we do not represent that this information is accurate or complete and it should not be relied upon as such. To the extent there is a conflict between your customer account statement or your trade confirmation and this report, the customer account statement or trade confirmation will control. This report is not intended for tax purposes; please consult your tax advisor. Please consult with your accounting advisor for the accounting treatment and financial statement presentation of Auction Rate Securities under Generally Accepted Accounting Principles.

Barclays Wealth is the wealth management division of Barclays Bank PLC, including Barclays Capital Inc. in the United States. Barclays Capital Inc., an affiliate of Barclays Bank PLC, is a U.S. registered broker-dealer and regulated by the Securities & Exchange Commission. The registered office of Barclays Capital Inc. is 200 Park Avenue, New York, NY 10166. Barclays Bank PLC is registered in England and Wales (registered no. 1016167) with a registered office at 1 Churchill Place, London, E14 3HP, United Kingdom. Barclays Bank PLC is authorized and regulated by the Financial Services Authority.

Barclays Wealth
REALIZED GAINS AND LOSSES
Account 840-50269-1-8-114
MEYER FOUNDATION
From 01-01-11 Through 12-31-11

| Open Date | Close Date | Quantity | Security | Cost Basis | Amort. or Accretion | Proceeds | Gain Or Loss | |
|-----------|------------|----------|--|------------|---------------------|----------|--------------|-----------|
| | | | | | | | Short Term | Long Term |
| 10-17-06 | 07-06-11 | 11 | ***Korea Electric Power Corp Sponsored Adr | 216.23 | | 145.04 | | -71.19 |
| 03-17-08 | 07-06-11 | 31 | ***Korea Electric Power Corp Sponsored Adr | 434.04 | | 408.76 | | -25.28 |
| 04-24-07 | 07-06-11 | 6 | Kraft Foods Inc Cl A | 200.10 | | 214.11 | | 14.01 |
| 05-02-07 | 07-06-11 | 15 | Kraft Foods Inc Cl A | 502.79 | | 535.27 | | 32.48 |
| 05-03-07 | 07-06-11 | 10 | Kraft Foods Inc Cl A | 333.91 | | 356.85 | | 22.94 |
| 05-09-07 | 07-06-11 | 30 | Kraft Foods Inc Cl A | 980.08 | | 1,070.54 | | 90.46 |
| 09-28-05 | 07-06-11 | 40 | L-3 Communications Holdings Inc | 3,199.40 | | 3,446.21 | | 246.81 |
| 05-30-06 | 07-06-11 | 10 | L-3 Communications Holdings Inc | 779.24 | | 861.55 | | 82.31 |
| 01-02-50 | 07-06-11 | 39 | Legg Mason Inc | 0.00 | | 1,280.65 | | 1,280.65 |
| 09-28-05 | 07-06-11 | 166 | Liberty Media Holding Corporation Interact | 3,008.49 | | 2,876.98 | | -131.51 |
| 03-17-08 | 07-06-11 | 1 | Liberty Media Holding Corporation Interact | 16.05 | | 17.33 | | 1.28 |
| 03-18-08 | 07-06-11 | 10 | Liberty Media Holding Corporation Interact | 163.41 | | 173.31 | | 9.90 |
| 06-26-08 | 07-06-11 | 26 | csuscapa | 389.95 | | 2,199.59 | | 1,809.64 |
| 06-27-08 | 07-06-11 | 80 | csuscapa | 1,165.30 | | 6,767.98 | | 5,602.68 |
| 01-02-50 | 07-06-11 | 62 | Eli Lilly & Co | 0.00 | | 2,332.20 | | 2,332.20 |
| 03-16-10 | 07-06-11 | 15 | Lockheed Martin Corp | 1,267.00 | | 1,217.14 | | -49.86 |
| 03-17-10 | 07-06-11 | 10 | Lockheed Martin Corp | 847.86 | | 811.42 | | -36.44 |
| 10-25-07 | 07-06-11 | 5 | ***Ms&ad Insurance Group Hlds Inc Unponso | 92.17 | | 60.70 | | -31.47 |
| 11-21-07 | 07-06-11 | 42 | ***Ms&ad Insurance Group Hlds Inc Unponso | 774.12 | | 509.84 | | -264.28 |
| 12-05-07 | 07-06-11 | 48 | ***Ms&ad Insurance Group Hlds Inc Unponso | 867.54 | | 582.68 | | -284.86 |
| 02-24-10 | 07-06-11 | 24 | ***Ms&ad Insurance Group Hlds Inc Unponso | 295.95 | | 291.34 | | -4.61 |
| 08-12-10 | 07-06-11 | 58 | ***Ms&ad Insurance Group Hlds Inc Unponso | 641.69 | | 704.07 | 62.38 | |
| 08-12-10 | 07-06-11 | 72 | ***Ms&ad Insurance Group Hlds Inc Unponso | 0.00 | | 874.00 | 874.00 | |
| 09-29-05 | 07-06-11 | 47 | Marathon Oil Corp | 1,651.23 | | 1,529.84 | | -121.39 |
| 02-17-09 | 07-06-11 | 11 | Medtronic Inc | 381.75 | | 417.29 | | 35.54 |
| 02-20-09 | 07-06-11 | 9 | Medtronic Inc | 306.03 | | 341.42 | | 35.39 |
| 02-24-09 | 07-06-11 | 9 | Medtronic Inc | 311.03 | | 341.42 | | 30.39 |
| 02-26-09 | 07-06-11 | 13 | Medtronic Inc | 425.99 | | 493.16 | | 67.17 |
| 08-20-10 | 07-06-11 | 13 | Medtronic Inc | 449.05 | | 493.16 | 44.11 | |
| 04-24-09 | 07-06-11 | 14 | Metlife Inc | 402.37 | | 604.52 | | 202.15 |
| 05-04-09 | 07-06-11 | 30 | Metlife Inc | 822.44 | | 1,295.40 | | 472.96 |
| 05-15-09 | 07-06-11 | 8 | Metlife Inc | 244.21 | | 345.44 | | 101.23 |
| 11-29-10 | 07-06-11 | 60 | Microsoft Corp | 1,516.06 | | 1,571.20 | 55.14 | |
| 11-30-10 | 07-06-11 | 22 | Microsoft Corp | 551.64 | | 576.10 | 24.46 | |
| 09-28-05 | 07-06-11 | 5 | National-Oilwell Varco Inc | 361.53 | | 398.96 | | 37.43 |
| 08-12-08 | 07-06-11 | 15 | National-Oilwell Varco Inc | 1,036.37 | | 1,196.87 | | 160.50 |
| 10-24-08 | 07-06-11 | 23 | National-Oilwell Varco Inc | 553.29 | | 1,835.20 | | 1,281.91 |
| 10-27-08 | 07-06-11 | 10 | National-Oilwell Varco Inc | 254.49 | | 797.90 | | 543.41 |
| 01-20-09 | 07-06-11 | 35 | New York Community Bancorp Inc | 442.52 | | 538.54 | | 96.02 |

This report has been produced as a courtesy to Barclays Wealth clients and does not take the place of your customer account statement(s), which officially report your positions as shown on the books and records of the firm. This report contains additional portfolio information (including, but not limited to, accrued interest, amortization, accretion and FASB 115 considerations) that is provided as a supplement to your monthly statement. This report contains information (including, but not limited to, prices, quotes and statistics) obtained from various outside sources. We do not represent that this information is accurate or complete and it should not be relied upon as such. To the extent there is a conflict between your customer account statement or your trade confirmation and this report, the customer account statement or trade confirmation will control. This report is not intended for tax purposes; please consult your tax advisor. Please consult with your accounting advisor for the accounting treatment and financial statement presentation of Auction Rate Securities under Generally Accepted Accounting Principles.

Barclays Wealth is the wealth management division of Barclays Bank PLC, including Barclays Capital Inc. in the United States. Barclays Capital Inc., an affiliate of Barclays Bank PLC, is a US registered broker-dealer and regulated by the Securities & Exchange Commission. The registered office of Barclays Capital Inc. is 200 Park Avenue, New York, NY 10166. Barclays Bank PLC is registered in England and Wales (registered no. 1026167) with a registered office at 1 Churchill Place, London, E14 5HP, United Kingdom. Barclays Bank PLC is authorized and regulated by the Financial Services Authority.

Barclays Wealth
REALIZED GAINS AND LOSSES
Account 840-50269-1-8-114
MEYER FOUNDATION
From 01-01-11 Through 12-31-11

| Open Date | Close Date | Quantity | Security | Cost Basis | Amort. or Accretion | Proceeds | Gain Or Loss | |
|-----------|------------|----------|--|------------|---------------------|----------|--------------|-----------|
| | | | | | | | Short Term | Long Term |
| 01-26-09 | 07-06-11 | 15 | New York Community Bancorp Inc | 188.55 | | 230.80 | | 42.25 |
| 01-27-09 | 07-06-11 | 14 | New York Community Bancorp Inc | 159.13 | | 215.42 | | 56.29 |
| 01-28-09 | 07-06-11 | 10 | New York Community Bancorp Inc | 130.32 | | 153.87 | | 23.55 |
| 01-29-09 | 07-06-11 | 8 | New York Community Bancorp Inc | 105.16 | | 123.09 | | 17.93 |
| 07-06-06 | 07-06-11 | 1 | ***Newcrest Mining Ltd Sponsored Adr | 16.54 | | 40.75 | | 24.21 |
| 08-13-08 | 07-06-11 | 23 | ***Newcrest Mining Ltd Sponsored Adr | 486.02 | | 937.29 | | 451.27 |
| 08-11-09 | 07-06-11 | 20 | ***Newcrest Mining Ltd Sponsored Adr | 496.41 | | 815.04 | | 318.63 |
| 05-28-10 | 07-06-11 | 11 | ***Newcrest Mining Ltd Sponsored Adr | 301.05 | | 448.27 | | 147.22 |
| 02-08-11 | 07-06-11 | 4 | ***Newcrest Mining Ltd Sponsored Adr | 152.78 | | 163.01 | 10.23 | |
| 08-07-08 | 07-06-11 | 3 | ***Nexen Inc | 90.51 | | 68.20 | | -22.31 |
| 01-30-09 | 07-06-11 | 37 | ***Nexen Inc | 536.61 | | 841.07 | | 304.46 |
| 10-28-09 | 07-06-11 | 29 | ***Nexen Inc | 636.71 | | 659.22 | | 22.51 |
| 05-19-10 | 07-06-11 | 20 | ***Nexen Inc | 421.12 | | 454.63 | | 33.51 |
| 01-02-50 | 07-06-11 | 8 | ***Nintendo Co Ltd-Adr New | 0.00 | | 194.73 | | 194.73 |
| 08-03-09 | 07-06-11 | 6 | ***Nintendo Co Ltd-Adr New | 203.70 | | 146.04 | | -57.66 |
| 08-20-09 | 07-06-11 | 15 | ***Nintendo Co Ltd-Adr New | 485.54 | | 365.11 | | -120.43 |
| 08-28-09 | 07-06-11 | 16 | ***Nintendo Co Ltd-Adr New | 532.47 | | 389.45 | | -143.02 |
| 10-04-10 | 07-06-11 | 13 | ***Nintendo Co Ltd-Adr New | 412.41 | | 316.43 | -95.98 | |
| 05-15-07 | 07-06-11 | 5 | ***Nippon Telegraph & Telephone Corp-Spons | 121.42 | | 119.95 | | -1.47 |
| 05-31-07 | 07-06-11 | 33 | ***Nippon Telegraph & Telephone Corp-Spons | 767.49 | | 791.66 | | 24.17 |
| 06-18-07 | 07-06-11 | 46 | ***Nippon Telegraph & Telephone Corp-Spons | 1,045.30 | | 1,103.53 | | 58.23 |
| 10-18-07 | 07-06-11 | 42 | ***Nippon Telegraph & Telephone Corp-Spons | 957.83 | | 1,007.57 | | 49.74 |
| 04-14-09 | 07-06-11 | 30 | ***Nippon Telegraph & Telephone Corp-Spons | 580.25 | | 719.69 | | 139.44 |
| 12-15-10 | 07-06-11 | 17 | ***Nippon Telegraph & Telephone Corp-Spons | 386.66 | | 407.83 | 21.17 | |
| 02-02-09 | 07-06-11 | 20 | ***Nokia Corporation Sponsored Adr Repstg | 241.69 | | 124.68 | | -117.01 |
| 02-03-09 | 07-06-11 | 39 | ***Nokia Corporation Sponsored Adr Repstg | 471.71 | | 243.13 | | -228.58 |
| 02-20-09 | 07-06-11 | 30 | ***Nokia Corporation Sponsored Adr Repstg | 315.21 | | 187.02 | | -128.19 |
| 11-18-09 | 07-06-11 | 59 | ***Nokia Corporation Sponsored Adr Repstg | 823.08 | | 367.81 | | -455.27 |
| 04-30-10 | 07-06-11 | 20 | ***Nokia Corporation Sponsored Adr Repstg | 243.80 | | 124.68 | | -119.12 |
| 05-24-10 | 07-06-11 | 17 | ***Nokia Corporation Sponsored Adr Repstg | 171.28 | | 105.98 | | -65.30 |
| 02-11-11 | 07-06-11 | 59 | ***Nokia Corporation Sponsored Adr Repstg | 555.81 | | 367.81 | -188.00 | |

This report has been produced as a courtesy to Barclays Wealth clients and does not take the place of your customer account statement(s), which officially report your positions as shown on the books and records of the firm. This report contains additional portfolio information (including, but not limited to accrued interest, amortization, accretion and FASB 115 considerations) that is provided as a supplement to your monthly statement. This report contains information (including, but not limited to prices, quotes and statistics) obtained from various outside sources; we do not represent that this information is accurate or complete and it should not be relied upon as such. To the extent there is a conflict between your customer account statement or your trade confirmation and this report, the customer account statement or trade confirmation will control. This report is not intended for tax purposes; please consult your tax advisor. Please consult with your accounting advisor for the accounting treatment and financial statement presentation of Auction Rate Securities under Generally Accepted Accounting Principles.

Barclays Wealth is the wealth management division of Barclays Bank PLC, including Barclays Capital Inc. in the United States. Barclays Capital Inc., an affiliate of Barclays Bank PLC, is a U.S. registered broker-dealer and regulated by the Securities & Exchange Commission. The registered office of Barclays Capital Inc. is 200 Park Avenue, New York, NY 10166. Barclays Bank PLC is registered in England and Wales (registered no. 1026167) with a registered office at 1 Churchill Place, London, E14 5HP, United Kingdom. Barclays Bank PLC is authorized and regulated by the Financial Services Authority.

Barclays Wealth
REALIZED GAINS AND LOSSES
Account 840-50269-1-8-114
MEYER FOUNDATION
From 01-01-11 Through 12-31-11

| Open Date | Close Date | Quantity | Security | Cost Basis | Amort. or Accretion | Proceeds | Gain Or Loss | |
|-----------|------------|----------|--|------------|---------------------|----------|--------------|-----------|
| | | | | | | | Short Term | Long Term |
| 03-16-11 | 07-06-11 | 27 | ***Nokia Corporation Sponsored ADR Repstg | 217.75 | | 168.32 | -49.43 | |
| 03-16-11 | 07-06-11 | 56 | ***Nokia Corporation Sponsored ADR Repstg | 0.00 | | 349.13 | 349.13 | |
| 10-26-09 | 07-06-11 | 31 | Northrop Grumman Corp | 1,353.99 | | 2,159.53 | | 805.54 |
| 02-24-09 | 07-06-11 | 30 | Nucor Corp | 1,113.04 | | 1,218.49 | | 105.45 |
| 02-04-11 | 07-06-11 | 20 | Nucor Corp | 956.71 | | 812.32 | -144.39 | |
| 01-02-50 | 07-06-11 | 15 | ***Ojsc Polyus Gold Sponsored ADR | 0.00 | | 463.89 | | 463.89 |
| 11-10-10 | 07-06-11 | 5 | Pnc Financial Svcs Group Inc | 285.70 | | 299.10 | 13.40 | |
| 11-11-10 | 07-06-11 | 32 | Pnc Financial Svcs Group Inc | 1,833.00 | | 1,914.22 | 81.22 | |
| 09-28-05 | 07-06-11 | 100 | Pull Corp | 2,723.00 | | 5,720.74 | | 2,997.74 |
| 08-17-07 | 07-06-11 | 47 | ***Panasonic Corporation ADR | 831.57 | | 591.90 | | -239.67 |
| 09-12-07 | 07-06-11 | 52 | ***Panasonic Corporation ADR | 909.99 | | 654.87 | | -255.12 |
| 09-27-10 | 07-06-11 | 18 | ***Panasonic Corporation ADR | 247.85 | | 226.69 | -21.16 | |
| 03-17-11 | 07-06-11 | 26 | ***Panasonic Corporation ADR | 307.89 | | 327.44 | 19.55 | |
| 03-02-11 | 07-06-11 | 18 | Pepsico Inc | 1,132.52 | | 1,259.56 | 127.04 | |
| 03-14-11 | 07-06-11 | 18 | Pepsico Inc | 1,147.34 | | 1,259.56 | 112.22 | |
| 02-17-11 | 07-06-11 | 17 | ***P T Telekomunikasi Indonesia Sponsored | 568.39 | | 571.06 | 2.67 | |
| 02-25-11 | 07-06-11 | 18 | ***P T Telekomunikasi Indonesia Sponsored | 612.34 | | 604.66 | -7.68 | |
| 09-29-05 | 07-06-11 | 40 | Pfizer Inc | 997.87 | | 829.45 | | -168.42 |
| 04-21-06 | 07-06-11 | 5 | Pfizer Inc | 124.24 | | 103.68 | | -20.56 |
| 04-24-06 | 07-06-11 | 35 | Pfizer Inc | 863.54 | | 725.77 | | -137.77 |
| 04-26-06 | 07-06-11 | 35 | Pfizer Inc | 874.79 | | 725.77 | | -149.02 |
| 05-01-06 | 07-06-11 | 4 | Pfizer Inc | 101.97 | | 82.95 | | -19.02 |
| 12-17-10 | 07-06-11 | 15 | Pitney Bowes Inc | 367.53 | | 346.55 | -20.98 | |
| 12-20-10 | 07-06-11 | 5 | Pitney Bowes Inc | 123.15 | | 115.52 | -7.63 | |
| 12-21-10 | 07-06-11 | 23 | Pitney Bowes Inc | 566.09 | | 531.38 | -34.71 | |
| 03-29-11 | 07-06-11 | 40 | Pitney Bowes Inc | 1,008.64 | | 924.14 | -84.50 | |
| 03-30-11 | 07-06-11 | 9 | Pitney Bowes Inc | 228.32 | | 207.93 | -20.39 | |
| 09-29-05 | 07-06-11 | 62 | Reynolds American Inc | 1,294.10 | | 2,350.80 | | 1,056.70 |
| 01-16-09 | 07-06-11 | 9 | ***Rohm Co Ltd Un-sponsored ADR | 223.70 | | 263.00 | | 39.30 |
| 02-05-09 | 07-06-11 | 18 | ***Rohm Co Ltd Un-sponsored ADR | 452.91 | | 526.00 | | 73.09 |
| 10-29-10 | 07-06-11 | 26 | ***Rohm Co Ltd Un-sponsored ADR | 809.47 | | 759.78 | -49.69 | |
| 09-28-05 | 07-06-11 | 25 | ***Royal Dutch Shell Plc Sponsored ADR Rep | 1,731.25 | | 1,802.82 | | 71.57 |
| 03-06-06 | 07-06-11 | 8 | ***Royal Dutch Shell Plc Sponsored ADR Rep | 518.77 | | 576.90 | | 58.13 |
| 02-27-07 | 07-06-11 | 5 | ***Royal Dutch Shell Plc Sponsored ADR Rep | 336.14 | | 360.57 | | 24.43 |
| 09-07-07 | 07-06-11 | 4 | ***Royal Dutch Shell Plc Sponsored ADR Rep | 323.00 | | 286.55 | | -36.45 |
| 09-25-07 | 07-06-11 | 10 | ***Royal Dutch Shell Plc Sponsored ADR Rep | 836.17 | | 716.37 | | -119.80 |

This report has been produced as a courtesy to Barclays Wealth clients and does not take the place of your customer account statement(s) which officially report your positions as shown on the books and records of the firm. This report contains additional portfolio information (including, but not limited to, accrued interest, amortization, accretion and FASB 115 considerations) that is provided as a supplement to your monthly statement. This report contains information (including, but not limited to, prices, quotes and statistics) obtained from various outside sources; we do not represent that this information is accurate or complete and it should not be relied upon as such. To the extent there is a conflict between your customer account statement or your trade confirmation and this report, the customer account statement or trade confirmation will control. This report is not intended for tax purposes; please consult your tax advisor. Please consult with your accounting advisor for the accounting treatment and financial statement presentation of Auction Rate Securities under Generally Accepted Accounting Principles.

Barclays Wealth is the wealth management division of Barclays Bank PLC, including Barclays Capital Inc. in the United States. Barclays Capital Inc., an affiliate of Barclays Bank PLC, is a U.S. registered broker-dealer and regulated by the Securities & Exchange Commission. The registered office of Barclays Capital Inc. is 300 Park Avenue, New York, NY 10166. Barclays Bank PLC is registered in England and Wales (registered no. 1026167) with a registered office at 1 Churchill Place, London, E14 4HP, United Kingdom. Barclays Bank PLC is authorized and regulated by the Financial Services Authority.

Barclays Wealth
REALIZED GAINS AND LOSSES
Account 840-50269-1-8-114
MEYER FOUNDATION
From 01-01-11 Through 12-31-11

| Open Date | Close Date | Quantity | Security | Cost Basis | Amort. or Accretion | Proceeds | Gain Or Loss | |
|-----------|------------|----------|---|------------|---------------------|----------|--------------|-----------|
| | | | | | | | Short Term | Long Term |
| 10-01-07 | 07-06-11 | 10 | ***Royal Dutch Shell Plc Sponsored Adr Rep | 833.53 | | 716.37 | | -117.16 |
| 10-05-07 | 07-06-11 | 10 | ***Royal Dutch Shell Plc Sponsored Adr Rep | 798.30 | | 716.37 | | -81.93 |
| 04-23-08 | 07-06-11 | 13 | ***Sk Telecom Co Ltd Sponsored Adr | 285.48 | | 234.78 | | -50.70 |
| 04-29-08 | 07-06-11 | 15 | ***Sk Telecom Co Ltd Sponsored Adr | 333.33 | | 270.91 | | -62.42 |
| 04-14-09 | 07-06-11 | 56 | ***Sk Telecom Co Ltd Sponsored Adr | 911.31 | | 1,011.38 | | 100.07 |
| 05-21-09 | 07-06-11 | 83 | ***Sk Telecom Co Ltd Sponsored Adr | 1,317.66 | | 1,499.01 | | 181.35 |
| 02-28-11 | 07-06-11 | 9 | ***Sk Telecom Co Ltd Sponsored Adr | 158.10 | | 162.34 | 4.44 | |
| 01-22-08 | 07-06-11 | 42 | Sandisk Corp | 1,136.10 | | 1,787.61 | | 651.51 |
| 07-09-08 | 07-06-11 | 97 | Sandisk Corp | 1,693.74 | | 4,128.52 | | 2,434.78 |
| 10-03-07 | 07-06-11 | 16 | ***Sanofi Sponsored Adr | 680.01 | | 639.41 | | -40.60 |
| 04-08-08 | 07-06-11 | 9 | ***Sanofi Sponsored Adr | 345.78 | | 359.67 | | 13.89 |
| 04-14-08 | 07-06-11 | 11 | ***Sanofi Sponsored Adr | 419.41 | | 439.59 | | 20.18 |
| 05-21-08 | 07-06-11 | 27 | ***Sanofi Sponsored Adr | 1,008.15 | | 1,079.00 | | 70.85 |
| 08-01-08 | 07-06-11 | 13 | ***Sanofi Sponsored Adr | 459.53 | | 519.51 | | 59.98 |
| 10-29-10 | 07-06-11 | 20 | ***Sanofi Sponsored Adr | 702.57 | | 799.26 | 96.69 | |
| 11-01-10 | 07-06-11 | 10 | ***Sanofi Sponsored Adr | 350.07 | | 399.63 | 49.56 | |
| 11-02-10 | 07-06-11 | 15 | ***Sanofi Sponsored Adr | 533.43 | | 599.45 | 66.02 | |
| 11-03-10 | 07-06-11 | 15 | ***Sanofi Sponsored Adr | 527.63 | | 599.45 | 71.82 | |
| 12-08-10 | 07-06-11 | 6 | ***Sanofi Sponsored Adr | 195.83 | | 239.77 | 43.94 | |
| 10-09-07 | 07-06-11 | 56 | ***Sekisui House Ltd Sponsored Adr | 677.86 | | 521.39 | | -156.47 |
| 03-10-08 | 07-06-11 | 75 | ***Sekisui House Ltd Sponsored Adr | 669.76 | | 698.28 | | 28.52 |
| 01-08-09 | 07-06-11 | 12 | ***Seven & I Holdings Co Ltd Un-sponsored A | 710.03 | | 657.38 | | -52.65 |
| 02-19-09 | 07-06-11 | 10 | ***Seven & I Holdings Co Ltd Un-sponsored A | 487.52 | | 547.82 | | 60.30 |
| 03-31-09 | 07-06-11 | 5 | ***Seven & I Holdings Co Ltd Un-sponsored A | 219.29 | | 273.91 | | 54.62 |
| 06-05-09 | 07-06-11 | 17 | ***Seven & I Holdings Co Ltd Un-sponsored A | 804.20 | | 931.29 | | 127.09 |
| 01-02-50 | 07-06-11 | 46 | ***Shiseido Co Ltd Sponsored Adr | 0.00 | | 857.95 | | 857.95 |
| 09-30-05 | 07-06-11 | 36 | ***Shiseido Co Ltd Sponsored Adr | 525.60 | | 671.44 | | 145.84 |
| 12-18-08 | 07-06-11 | 17 | ***Shiseido Co Ltd Sponsored Adr | 358.81 | | 317.07 | | -41.74 |
| 04-01-09 | 07-06-11 | 35 | ***Shiseido Co Ltd Sponsored Adr | 510.27 | | 652.80 | | 142.53 |
| 10-24-08 | 07-06-11 | 13 | ***Siemens A G Sponsored Adr | 654.83 | | 1,762.55 | | 1,107.72 |
| 01-16-09 | 07-06-11 | 52 | ***Societe Generale Sponsored Adr | 439.94 | | 592.31 | | 152.37 |
| 05-17-10 | 07-06-11 | 35 | ***Societe Generale Sponsored Adr | 309.34 | | 398.67 | | 89.33 |
| 11-09-10 | 07-06-11 | 26 | ***Statuill Asa Sponsored Adr | 553.50 | | 652.62 | 99.12 | |

This report has been produced as a courtesy to Barclays Wealth clients and does not take the place of your customer account statement(s), which officially report your positions as shown on the books and records of the firm. This report contains additional portfolio information (including, but not limited to, accrued interest, amortization, accretion and FASB 115 considerations) that is provided as a supplement to your monthly statement. This report contains information (including, but not limited to, prices, quotes and statistics) obtained from various outside sources. We do not represent that this information is accurate or complete and it should not be relied upon as such. To the extent there is a conflict between your customer account statement or your trade confirmation and this report, the customer account statement or trade confirmation will control. This report is not intended for tax purposes. Please consult your tax advisor. Please consult with your accounting advisor for the accounting treatment and financial statement presentation of Auction Rate Securities under Generally Accepted Accounting Principles.

Barclays Wealth is the wealth management division of Barclays Bank PLC, including Barclays Capital Inc. in the United States. Barclays Capital Inc., an affiliate of Barclays Bank PLC, is a U.S. registered broker-dealer and regulated by the Securities & Exchange Commission. The registered office of Barclays Capital Inc. is 300 Park Avenue, New York, NY 10166. Barclays Bank PLC is registered in England and Wales (registered no. 1026167) with a registered office at 1 Churchill Place, London, E14 5HP, United Kingdom. Barclays Bank PLC is authorized and regulated by the Financial Services Authority.

Barclays Wealth
REALIZED GAINS AND LOSSES
Account 840-50269-1-8-114
MEYER FOUNDATION
From 01-01-11 Through 12-31-11

| Open Date | Close Date | Quantity | Security | Cost Basis | Amort. or Accretion | Proceeds | Gain Or Loss | |
|-----------|------------|----------|--|------------|---------------------|----------|--------------|-----------|
| | | | | | | | Short Term | Long Term |
| 11-10-10 | 07-06-11 | 14 | ***Statoil Asa Sponsored Adr | 298.15 | | 351.41 | 53.26 | |
| 01-02-50 | 07-06-11 | 366 | ***Sumitomo Mitsui Tr Holdings Inc Sponsor | 0.00 | | 1,327.06 | | 1,327.06 |
| 05-21-10 | 07-06-11 | 26 | ***Suncor Energy Inc New | 752.86 | | 1,033.01 | | 280.15 |
| 09-30-05 | 07-06-11 | 34 | ***Swisscom Sponsored Adr (Ord Shs Equals | 1,112.87 | | 1,540.13 | | 427.26 |
| 01-31-06 | 07-06-11 | 17 | ***Swisscom Sponsored Adr (Ord Shs Equals | 521.38 | | 770.07 | | 248.69 |
| 09-30-05 | 07-06-11 | 101 | ***Telecom Italia S P A New Sponsored Adr | 2,813.21 | | 1,118.59 | | -1,694.62 |
| 11-29-05 | 07-06-11 | 63 | ***Telecom Italia S P A New Sponsored Adr | 1,507.68 | | 697.73 | | -809.95 |
| 05-11-06 | 07-06-11 | 20 | ***Telecom Italia S P A New Sponsored Adr | 536.09 | | 221.50 | | -314.59 |
| 05-05-08 | 07-06-11 | 25 | ***Telecom Italia S P A New Sponsored Adr | 415.40 | | 276.88 | | -138.52 |
| 12-07-10 | 07-06-11 | 20 | Time Warner Inc New | 625.33 | | 730.87 | 105.54 | |
| 12-08-10 | 07-06-11 | 48 | Time Warner Inc New | 1,507.22 | | 1,754.09 | 246.87 | |
| 12-13-07 | 07-06-11 | 10 | ***Total S.a. I Adr Representing 1 Ord Shs | 831.57 | | 568.95 | | -262.62 |
| 01-09-08 | 07-06-11 | 25 | ***Total S.a. I Adr Representing 1 Ord Shs | 2,164.67 | | 1,422.38 | | -742.29 |
| 02-06-08 | 07-06-11 | 5 | ***Total S.a. I Adr Representing 1 Ord Shs | 353.04 | | 284.48 | | -68.56 |
| 02-16-10 | 07-06-11 | 25 | ***Total S.a. I Adr Representing 1 Ord Shs | 1,460.74 | | 1,422.38 | | -38.36 |
| 05-14-10 | 07-06-11 | 16 | ***Total S.a. I Adr Representing 1 Ord Shs | 767.70 | | 910.33 | | 142.63 |
| 09-09-10 | 07-06-11 | 11 | ***Toyota Motor Corp-Adr New Repstg 2 Com | 769.08 | | 921.85 | 152.77 | |
| 09-10-10 | 07-06-11 | 3 | ***Toyota Motor Corp-Adr New Repstg 2 Com | 211.82 | | 251.41 | 39.59 | |
| 10-20-10 | 07-06-11 | 3 | ***Toyota Motor Corp-Adr New Repstg 2 Com | 214.94 | | 251.41 | 36.47 | |
| 10-21-10 | 07-06-11 | 6 | ***Toyota Motor Corp-Adr New Repstg 2 Com | 429.48 | | 502.83 | 73.35 | |
| 09-29-05 | 07-06-11 | 39 | The Travelers Companies Inc | 1,712.49 | | 2,281.37 | | 568.88 |
| 09-28-05 | 07-06-11 | 55 | Unitedhealth Group Inc | 3,039.85 | | 2,916.77 | | -123.08 |
| 04-04-06 | 07-06-11 | 25 | Unitedhealth Group Inc | 1,379.82 | | 1,325.80 | | -54.02 |
| 03-13-08 | 07-06-11 | 40 | Unitedhealth Group Inc | 1,540.54 | | 2,121.29 | | 580.75 |
| 04-29-08 | 07-06-11 | 12 | Unitedhealth Group Inc | 400.69 | | 636.39 | | 235.70 |
| 05-01-08 | 07-06-11 | 60 | Unitedhealth Group Inc | 1,977.56 | | 3,181.92 | | 1,204.36 |
| 09-29-05 | 07-06-11 | 25 | V F Corp | 1,428.82 | | 2,774.79 | | 1,345.97 |
| 11-12-08 | 07-06-11 | 3 | Vertex Pharmaceuticals Inc | 80.19 | | 150.45 | | 70.26 |
| 11-13-08 | 07-06-11 | 6 | Vertex Pharmaceuticals Inc | 159.77 | | 300.91 | | 141.14 |
| 11-17-08 | 07-06-11 | 15 | Vertex Pharmaceuticals Inc | 404.44 | | 752.27 | | 347.83 |
| 02-11-11 | 07-06-11 | 5 | Vertex Pharmaceuticals Inc | 190.81 | | 250.76 | 59.95 | |
| 07-22-08 | 07-06-11 | 13 | ***Vodafone Group Plc Sponsored Adr New | 336.44 | | 345.10 | | 8.66 |
| 09-25-08 | 07-06-11 | 26 | ***Vodafone Group Plc Sponsored Adr New | 586.30 | | 690.21 | | 103.91 |
| 11-10-08 | 07-06-11 | 58 | ***Vodafone Group Plc Sponsored Adr New | 970.00 | | 1,539.69 | | 569.69 |

This report has been produced as a courtesy to Barclays Wealth clients and does not take the place of your customer account statement(s), which officially report your positions as shown on the books and records of the firm. This report contains additional portfolio information (including but not limited to accrued interest, amortization, accretion and FASB 115 considerations) that is provided as a supplement to your monthly statement. This report contains information (including, but not limited to prices, quotes and statistics) obtained from various outside sources. We do not represent that this information is accurate or complete and it should not be relied upon as such. To the extent there is a conflict between your customer account statement or your trade confirmation and this report, the customer account statement or trade confirmation will control. This report is not intended for tax purposes; please consult your tax advisor. Please consult with your accounting advisor for the accounting treatment and financial statement presentation of Auction Rate Securities under Generally Accepted Accounting Principles.

Barclays Wealth is the wealth management division of Barclays Bank PLC, including Barclays Capital Inc. in the United States. Barclays Capital Inc., an affiliate of Barclays Bank PLC, is a US registered broker-dealer and regulated by the Securities & Exchange Commission. The registered office of Barclays Capital Inc. is 200 Park Avenue, New York, NY 10166. Barclays Bank PLC is registered in England and Wales (registered no. 1026167) with a registered office at 1 Churchill Place, London, E14 5HP, United Kingdom. Barclays Bank PLC is authorized and regulated by the Financial Services Authority.

Barclays Wealth
REALIZED GAINS AND LOSSES
Account 840-50269-1-8-114
MEYER FOUNDATION
From 01-01-11 Through 12-31-11

| Open Date | Close Date | Quantity | Security | Cost Basis | Amort. or Accretion | Proceeds | Gain Or Loss | |
|-----------|------------|----------|---|------------|---------------------|----------|--------------|-----------|
| | | | | | | | Short Term | Long Term |
| 01-18-06 | 07-06-11 | 11 | ***Wacoal Holdings Corporation Adr | 757.98 | | 679.15 | | -78.83 |
| 05-14-07 | 07-06-11 | 5 | ***Wacoal Holdings Corporation Adr | 319.18 | | 308.71 | | -10.47 |
| 07-20-07 | 07-06-11 | 1 | ***Wacoal Holdings Corporation Adr | 61.48 | | 61.74 | | 0.26 |
| 07-23-07 | 07-06-11 | 1 | ***Wacoal Holdings Corporation Adr | 61.74 | | 61.74 | | 0.00 |
| 07-24-07 | 07-06-11 | 1 | ***Wacoal Holdings Corporation Adr | 62.27 | | 61.74 | | -0.53 |
| 07-25-07 | 07-06-11 | 3 | ***Wacoal Holdings Corporation Adr | 187.14 | | 185.22 | | -1.92 |
| 07-26-07 | 07-06-11 | 1 | ***Wacoal Holdings Corporation Adr | 61.36 | | 61.74 | | 0.38 |
| 11-15-07 | 07-06-11 | 1 | ***Wacoal Holdings Corporation Adr | 58.91 | | 61.74 | | 2.83 |
| 11-16-07 | 07-06-11 | 1 | ***Wacoal Holdings Corporation Adr | 60.55 | | 61.74 | | 1.19 |
| 11-19-07 | 07-06-11 | 1 | ***Wacoal Holdings Corporation Adr | 60.27 | | 61.74 | | 1.47 |
| 11-20-07 | 07-06-11 | 3 | ***Wacoal Holdings Corporation Adr | 182.19 | | 185.23 | | 3.04 |
| 08-27-10 | 07-06-11 | 80 | Wells Fargo & Co | 1,890.14 | | 2,238.00 | 347.86 | |
| 04-29-09 | 07-06-11 | 36 | ***Wolters Kluwer Nv Sponsored Adr | 598.15 | | 784.46 | | 186.31 |
| 06-04-09 | 07-06-11 | 28 | ***Wolters Kluwer Nv Sponsored Adr | 543.57 | | 610.13 | | 66.56 |
| 06-15-09 | 07-06-11 | 41 | ***Wolters Kluwer Nv Sponsored Adr | 694.47 | | 893.41 | | 198.94 |
| 06-23-08 | 07-06-11 | 50 | Xerox Corp | 683.34 | | 526.13 | | -157.21 |
| 06-26-08 | 07-06-11 | 10 | Xerox Corp | 136.23 | | 105.23 | | -31.00 |
| 06-27-08 | 07-06-11 | 30 | Xerox Corp | 403.45 | | 315.68 | | -87.77 |
| 07-07-08 | 07-06-11 | 50 | Xerox Corp | 673.39 | | 526.13 | | -147.26 |
| 07-15-08 | 07-06-11 | 35 | Xerox Corp | 461.91 | | 368.29 | | -93.62 |
| 07-16-08 | 07-06-11 | 15 | Xerox Corp | 197.46 | | 157.85 | | -39.61 |
| 01-02-50 | 07-07-11 | 42 | Amc Networks Inc Cl A | 0.00 | | 1,654.90 | | 1,654.90 |
| 12-10-09 | 07-07-11 | 1,000 | Alcoa Inc Nt Conv | 2,227.50 | -546.47 | 2,609.85 | | 928.82 |
| 01-08-10 | 07-07-11 | 2,000 | Allegheny Technologies Inc Sr Nt Conv | 2,948.93 | -347.21 | 3,237.35 | | 635.63 |
| 11-11-10 | 07-07-11 | 1,000 | Alliance Data Systems Corp Sr Nt Cv 4.75%14 | 1,506.05 | -104.67 | 2,139.85 | 738.47 | |
| 02-03-10 | 07-07-11 | 1,000 | Alliance Data Sys Corp Sr Nt Conv | 951.15 | 19.23 | 1,310.78 | | 340.40 |
| 06-07-10 | 07-07-11 | 1,000 | Alliance Data Sys Corp Sr Nt Conv | 1,023.83 | -8.10 | 1,310.78 | | 295.05 |
| 06-30-10 | 07-07-11 | 1,000 | Alliance Data Sys Corp Sr Nt Conv | 973.73 | 8.43 | 1,310.79 | | 328.63 |

This report has been produced as a courtesy to Barclays Wealth clients and does not take the place of your customer account statement(s), which officially report your positions as shown on the books and records of the firm. This report contains additional portfolio information (including, but not limited to accrued interest, amortization, accretion and FASB 115 considerations) that is provided as a supplement to your monthly statement. This report contains information (including, but not limited to prices, quotes and statistics) obtained from various outside sources; we do not represent that this information is accurate or complete and it should not be relied upon as such. To the extent there is a conflict between your customer account statement or your trade confirmation and this report, the customer account statement or trade confirmation will control. This report is not intended for tax purposes; please consult your tax advisor. Please consult with your accounting advisor for the accounting treatment and financial statement presentation of Auction Rate Securities under Generally Accepted Accounting Principles.

Barclays Wealth is the wealth management division of Barclays Bank PLC, including Barclays Capital Inc. in the United States. Barclays Capital Inc., an affiliate of Barclays Bank PLC, is a US registered broker-dealer and regulated by the Securities & Exchange Commission. The registered office of Barclays Capital Inc. is 200 Park Avenue, New York, NY 10166. Barclays Bank PLC is registered in England and Wales (registered no. 1026167) with a registered office at 1 Churchill Place, London, E14 5HP, United Kingdom. Barclays Bank PLC is authorized and regulated by the Financial Services Authority.

Barclays Wealth
REALIZED GAINS AND LOSSES
Account 840-50269-1-8-114
MEYER FOUNDATION
From 01-01-11 Through 12-31-11

| Open Date | Close Date | Quantity | Security | Cost Basis | Amort. or Accretion | Proceeds | Gain Or Loss | |
|-----------|------------|----------|--|------------|---------------------|----------|--------------|-----------|
| | | | | | | | Short Term | Long Term |
| 07-27-10 | 07-07-11 | 21 | Apache Corporation Dep Shs Representing 1/ | 1,133.08 | | 1,405.25 | 272.17 | |
| 08-16-10 | 07-07-11 | 10 | Apache Corporation Dep Shs Representing 1/ | 534.95 | | 669.17 | 134.22 | |
| 08-20-10 | 07-07-11 | 3 | Apache Corporation Dep Shs Representing 1/ | 162.27 | | 200.75 | 38.48 | |
| 08-23-10 | 07-07-11 | 9 | Apache Corporation Dep Shs Representing 1/ | 491.61 | | 602.25 | 110.64 | |
| 09-28-10 | 07-07-11 | 13 | Apache Corporation Dep Shs Representing 1/ | 751.36 | | 869.92 | 118.56 | |
| 01-31-11 | 07-07-11 | 7 | Apache Corporation Dep Shs Representing 1/ | 451.86 | | 468.42 | 16.56 | |
| 02-02-11 | 07-07-11 | 1,000 | Arvinmeritor Inc Sr Nt Conv Stp Cpn 4.625% Due 03-01-26 | 1,231.92 | -5.31 | 1,118.67 | -107.94 | |
| 02-02-11 | 07-07-11 | 1,000 | Arvinmeritor Inc Sr Nt Conv Stp Cpn 4.625% Due 03-01-26 | 1,231.92 | -5.31 | 1,118.68 | -107.93 | |
| 01-02-50 | 07-07-11 | 23 | ***Autoliv Inc Corp Unit | 0.00 | | 2,471.33 | | 2,471.33 |
| 09-17-09 | 07-07-11 | 11 | ***Autoliv Inc Corp Unit | 565.19 | | 1,181.94 | | 616.75 |
| 06-03-10 | 07-07-11 | 6 | ***Autoliv Inc Corp Unit | 409.65 | | 644.69 | | 235.04 |
| 06-19-09 | 07-07-11 | 1,000 | Best Buy Inc Conv Sub Debenture 2.250% Due 01-15-22 | 983.98 | 2.29 | 1,002.35 | | 16.08 |
| 05-05-06 | 07-07-11 | 1,000 | Danaher Corp Liquid Yield Opt Nt Conv Deb 0.000% Due 01-22-21 | 976.33 | 8.25 | 1,593.60 | | 609.02 |
| 03-02-10 | 07-07-11 | 1,000 | Emc Corp Sr Nt Conv 1.750% Due 12-01-13 | 1,252.40 | -95.49 | 1,766.17 | | 609.26 |
| 02-04-11 | 07-07-11 | 1,000 | Emc Corp Sr Nt Conv 1.750% Due 12-01-13 | 1,661.48 | -118.72 | 1,766.18 | 223.42 | |
| 11-19-10 | 07-07-11 | 11 | General Motors Company 4.75% Ser B Mandato | 547.52 | | 553.46 | 5.94 | |
| 02-24-11 | 07-07-11 | 12 | General Motors Company 4.75% Ser B Mandato | 602.28 | | 603.78 | 1.50 | |
| 01-02-50 | 07-07-11 | 1,000 | Gilead Sciences Inc Sr Nt Conv 0.625% Due 05-01-13 | 0.00 | 0.00 | 1,204.53 | | 1,204.53 |
| 11-11-08 | 07-07-11 | 1,000 | Gilead Sciences Inc Sr Nt Conv 0.625% Due 05-01-13 | 1,214.32 | -131.45 | 1,204.53 | | 121.66 |
| 04-22-10 | 07-07-11 | 1,000 | Gilead Sciences Inc Sr Nt Conv 0.625% Due 05-01-13 | 1,200.11 | -83.84 | 1,204.54 | | 88.27 |
| 04-06-10 | 07-07-11 | 21 | Hartford Financial Services Dep Shs Rep 1/ | 561.02 | | 546.50 | | -14.52 |
| 01-02-50 | 07-07-11 | 20 | Hartford Financial Services Dep Shs Rep 1/ | 0.00 | | 520.47 | | 520.47 |
| 05-11-09 | 07-07-11 | 1,000 | Intel Corp Jr Sub Deb Conv 2.950% Due 12-15-35 | 858.97 | 6.92 | 1,055.42 | | 189.53 |
| 01-02-50 | 07-07-11 | 1,000 | Intel Corp Jr Sub Deb Conv 2.950% Due 12-15-35 | 0.00 | 0.00 | 1,055.43 | | 1,055.43 |

This report has been produced as a courtesy to Barclays Wealth clients and does not take the place of your customer account statement(s) which officially report your positions as shown on the books and records of the firm. This report contains additional portfolio information (including, but not limited to, accrued interest, amortization, accretion and FASB 115 considerations) that is provided as a supplement to our monthly statement. This report contains information (including, but not limited to, prices, quotes and statistics) obtained from various outside sources; we do not represent that this information is accurate or complete and it should not be relied upon as such. To the extent there is a conflict between your customer account statement or your trade confirmation and this report, the customer account statement or trade confirmation will control. This report is not intended for tax purposes; please consult your tax advisor. Please consult with your accounting advisor for the accounting treatment and financial statement presentation of Auction Rate Securities under Generally Accepted Accounting Principles.

Barclays Wealth is the wealth management division of Barclays Bank PLC including Barclays Capital Inc. in the United States. Barclays Capital Inc., an affiliate of Barclays Bank PLC, is a U.S. registered broker-dealer and regulated by the Securities & Exchange Commission. The registered office of Barclays Capital Inc. is 200 Park Avenue, New York, NY 10166. Barclays Bank PLC is registered in England and Wales (registered no. 1026167) with a registered office at 1 Churchill Place, London, E14 5HP, United Kingdom. Barclays Bank PLC is authorized and regulated by the Financial Services Authority.

Barclays Wealth
REALIZED GAINS AND LOSSES
Account 840-50269-1-8-114
MEYER FOUNDATION
From 01-01-11 Through 12-31-11

| Open Date | Close Date | Quantity | Security | Cost Basis | Amort. or Accretion | Proceeds | Gain Or Loss | |
|-----------|------------|----------|--|------------|---------------------|----------|--------------|-----------|
| | | | | | | | Short Term | Long Term |
| 01-02-50 | 07-07-11 | 1,000 | Interpublic Group Cos Inc Sr Nt Conv 4.250% Due 03-15-23 | 0.00 | 0.00 | 1,147.42 | | 1,147.42 |
| 01-02-50 | 07-07-11 | 1,000 | Interpublic Group Cos Inc Sr Nt Conv 4.250% Due 03-15-23 | 0.00 | 0.00 | 1,147.43 | | 1,147.43 |
| 04-06-10 | 07-07-11 | 1,000 | Janus Cap Group Inc Sr Nt Conv 3.250% Due 07-15-14 | 1,300.74 | -92.45 | 1,094.85 | | -113.44 |
| 03-03-11 | 07-07-11 | 20 | Mellife Inc Com Equity Unit | 1,700.00 | | 1,649.82 | -50.18 | |
| 03-11-11 | 07-07-11 | 13 | Mellife Inc Com Equity Unit | 1,110.83 | | 1,072.38 | -38.45 | |
| 03-16-11 | 07-07-11 | 9 | Mellife Inc Com Equity Unit | 736.93 | | 742.42 | 5.49 | |
| 03-22-11 | 07-07-11 | 6 | Mellife Inc Com Equity Unit | 508.38 | | 494.95 | -13.43 | |
| 11-06-07 | 07-07-11 | 1,000 | Molson Coors Brewing Co Sr Nt Conv 2.500% Due 07-30-13 | 1,210.00 | -135.80 | 1,094.53 | | 20.33 |
| 11-05-09 | 07-07-11 | 2,000 | Molson Coors Brewing Co Sr Nt Conv 2.500% Due 07-30-13 | 2,184.21 | -82.28 | 2,189.07 | | 87.14 |
| 01-02-50 | 07-07-11 | 2,000 | Nasdaq Omx Group Inc Sr Nt Cv 2.5%13 2.500% Due 08-15-13 | 0.00 | 0.00 | 1,992.35 | | 1,992.35 |
| 03-14-11 | 07-07-11 | 1,000 | Netapp Inc Sr Nt Conv 1.750% Due 06-01-13 | 1,551.68 | -92.62 | 1,717.35 | 258.29 | |
| 06-23-09 | 07-07-11 | 32 | Nextera Energy Inc Corporate Unit | 1,653.00 | | 1,659.94 | | 6.94 |
| 12-16-09 | 07-07-11 | 9 | Nextera Energy Inc Corporate Unit | 481.50 | | 466.86 | | -14.64 |
| 06-18-09 | 07-07-11 | 1,000 | On Semiconductor Corp Sr Conv 2.625% Due 12-15-26 | 895.89 | 9.26 | 1,207.35 | | 302.20 |
| 08-03-10 | 07-07-11 | 9 | Ppl Corp 9.5% Corp Unit | 510.09 | | 505.03 | -5.06 | |
| 09-03-10 | 07-07-11 | 9 | Ppl Corp 9.5% Corp Unit | 518.86 | | 505.03 | -13.83 | |
| 01-13-11 | 07-07-11 | 10 | Ppl Corp 9.5% Corp Unit | 542.67 | | 561.15 | 18.48 | |
| 12-15-09 | 07-07-11 | 1,000 | Sba Communications Corp Sr Nt Conv 1.875% Due 05-01-13 | 1,018.13 | -8.27 | 1,116.17 | | 106.31 |
| 01-06-10 | 07-07-11 | 1,000 | Sba Communications Corp Sr Nt Conv 1.875% Due 05-01-13 | 1,062.00 | -28.00 | 1,116.18 | | 82.18 |
| 01-02-50 | 07-07-11 | 2,000 | Sunpower Corp Sr Cash Deb Conv 4.500% Due 03-15-15 | 0.00 | 0.00 | 2,219.85 | | 2,219.85 |
| 11-05-10 | 07-07-11 | 2,000 | Symantec Corp Sr Nt Conv 1.000% Due 06-15-13 | 2,317.00 | -84.90 | 2,432.35 | 200.25 | |
| 05-22-08 | 07-07-11 | 2,000 | Tech Data Corporation Cvt Senior Debentures 2.750% Due 12-15-26 | 1,930.23 | 9.22 | 2,064.85 | | 125.40 |
| 04-28-10 | 07-07-11 | 2,000 | Teva Pharmaceutical Fin Co Llc Gld Sr Deb Conv Into Adr Of Teva Pharma 0.250% Due 02-01-26 | 2,526.37 | -43.51 | 2,239.85 | | -243.01 |

This report has been produced as a courtesy to Barclays Wealth clients and does not take the place of your customer account statement(s) which officially report your positions as shown on the books and records of the firm. This report contains additional portfolio information (including, but not limited to accrued interest, amortization, accretion and FASB 113 considerations) that is provided as a supplement to your monthly statement. This report contains information (including, but not limited to prices, quotes and statistics) obtained from various outside sources; we do not represent that this information is accurate or complete and it should not be relied upon as such. To the extent there is a conflict between your customer account statement or your trade confirmation and this report, the customer account statement or trade confirmation will control. This report is not intended for tax purposes, please consult your tax advisor. Please consult with your accounting advisor for the accounting treatment and financial statement presentation of Auction Rate Securities under Generally Accepted Accounting Principles.

Barclays Wealth is the wealth management division of Barclays Bank PLC, including Barclays Capital Inc. in the United States. Barclays Capital Inc., an affiliate of Barclays Bank PLC, is a U.S. registered broker-dealer and regulated by the Securities & Exchange Commission. The registered office of Barclays Capital Inc. is 300 Park Avenue, New York, NY 10166. Barclays Bank PLC is registered in England and Wales (registered no. 1406167) with a registered office at 1 Churchill Place, London, E14 5HP, United Kingdom. Barclays Bank PLC is authorized and regulated by the Financial Services Authority.

Barclays Wealth
REALIZED GAINS AND LOSSES
Account 840-50269-1-8-114
MEYER FOUNDATION
From 01-01-11 Through 12-31-11

| Open Date | Close Date | Quantity | Security | Cost Basis | Amort. or Accretion | Proceeds | Gain Or Loss | |
|-----------|------------|----------|---|------------|---------------------|----------|--------------|-----------|
| | | | | | | | Short Term | Long Term |
| 02-11-10 | 07-07-11 | 1,000 | United Sts Stl Corp New Sr Nt Conv 4% 4,000% Due 05-15-14 | 1,655.00 | -242.46 | 1,574.85 | | 162.31 |
| 01-02-50 | 07-07-11 | 10 | ***Vale Cap Li Gtd Nt Ser Vale 2012 Conv I | 0.00 | | 919.14 | | 919.14 |
| 10-08-10 | 07-07-11 | 12 | ***Vale Cap Li Gtd Nt Ser Vale 2012 Conv I | 1,099.80 | | 1,102.97 | 3.17 | |
| 06-03-10 | 07-07-11 | 1 | Wells Fargo & Co New 7.50% Non-Cumulative | 936.44 | | 1,069.90 | | 133.46 |
| 08-12-10 | 07-07-11 | 1 | Wells Fargo & Co New 7.50% Non-Cumulative | 997.00 | | 1,069.90 | 72.90 | |
| 02-14-11 | 07-07-11 | 2 | Bank Of America 7.25% Non Cumulative Perp C | 1,998.20 | | 2,002.81 | 4.61 | |
| 04-05-10 | 07-07-11 | 2,000 | Boston Pptys Ltd Partnership Sr Nt Exchangeable Conv 3.750% Due 05-15-36 | 2,134.90 | -4.15 | 2,389.85 | | 259.10 |
| 02-24-11 | 07-07-11 | 1,000 | Chesapeake Energy Corp Contingent Sr Nt Conv 2.750% Due 11-15-35 | 1,193.44 | -2.28 | 1,112.35 | -78.81 | |
| 02-23-11 | 07-07-11 | 1,000 | Chesapeake Energy Corp Contingent Cvt Sr Nts Due 2038 2.250% Due 12-15-38 | 907.25 | 0.82 | 898.60 | -9.47 | |
| 12-03-10 | 07-07-11 | 1,000 | Health Care Reit Inc Sr Nt Conv 3,000% Due 12-01-29 | 1,083.44 | -2.06 | 1,119.85 | 38.47 | |
| 06-17-10 | 07-07-11 | 1,000 | International Game Technology Sr Nt Conv 3.250% Due 05-01-14 | 1,177.37 | -49.12 | 1,207.03 | | 78.78 |
| 08-19-10 | 07-07-11 | 1,000 | International Game Technology Sr Nt Conv 3.250% Due 05-01-14 | 1,118.26 | -28.17 | 1,207.03 | 116.94 | |
| 12-15-10 | 07-07-11 | 1,000 | International Game Technology Sr Nt Conv 3.250% Due 05-01-14 | 1,122.20 | -20.32 | 1,207.04 | 105.16 | |
| 11-19-09 | 07-07-11 | 2,000 | Jefferies Group Inc New Sr Deb Conv 3.875% Due 11-01-29 | 1,985.76 | 0.79 | 2,002.35 | | 15.80 |
| 02-08-11 | 07-07-11 | 1,000 | Mylan Inc Nt Conv 3.750% Due 09-15-15 | 1,879.10 | -96.92 | 1,967.35 | 185.17 | |
| 01-25-11 | 07-07-11 | 1,000 | Newmont Mng Corp Conv 1.625% Due 07-15-17 | 1,368.77 | -28.16 | 1,353.60 | 12.99 | |
| 01-02-50 | 07-07-11 | 1,000 | Newmont Mng Corp Sr Nt Conv 3,000% Due 02-15-12 | 1,132.08 | -129.51 | 1,229.92 | | 227.35 |
| 03-02-10 | 07-07-11 | 1,000 | Newmont Mng Corp Sr Nt Conv 3,000% Due 02-15-12 | 1,132.08 | -91.85 | 1,229.93 | | 189.70 |
| 01-02-50 | 07-07-11 | 1,000 | Prologis Exch Nt 2 625%38 2 625% Due 05-15-38 | 0.00 | 0.00 | 987.35 | | 987.35 |
| 08-11-09 | 07-07-11 | 2,000 | Vornado Rlty L P Conv 3.875% Due 04-15-25 | 2,031.02 | -2.88 | 2,289.85 | | 261.71 |
| 01-02-50 | 07-08-11 | 61 | International Paper Co | 0.00 | | 1,771.09 | | 1,771.09 |

This report has been produced as a courtesy to Barclays Wealth clients and does not take the place of your customer account statement(s), which officially report your positions as shown on the books and records of the firm. This report contains additional portfolio information (including, but not limited to accrued interest, amortization, accretion and FASB 115 considerations) that is provided as a supplement to your monthly statement. This report contains information (including, but not limited to prices, quotes and statistics) obtained from various outside sources. We do not represent that this information is accurate or complete and it should not be relied upon as such. To the extent there is a conflict between your customer account statement or your trade confirmation and this report, the customer account statement or trade confirmation will control. This report is not intended for tax purposes; please consult your tax advisor. Please consult with your accounting advisor for the accounting treatment and financial statement presentation of Auction Rate Securities under Generally Accepted Accounting Principles.

Barclays Wealth is the wealth management division of Barclays Bank PLC, including Barclays Capital Inc. in the United States. Barclays Capital Inc., an affiliate of Barclays Bank PLC, is a U.S. registered broker-dealer and regulated by the Securities & Exchange Commission. The registered office of Barclays Capital Inc. is 200 Park Avenue, New York, NY 10166. Barclays Bank PLC is registered in England and Wales (registered no. 1026167) with a registered office at 1 Churchill Place, London, E14 4HP, United Kingdom. Barclays Bank PLC is authorized and regulated by the Financial Services Authority.

Barclays Wealth
REALIZED GAINS AND LOSSES
Account 840-50269-1-8-114
MEYER FOUNDATION
From 01-01-11 Through 12-31-11

| Open Date | Close Date | Quantity | Security | Cost Basis | Amort. or Accretion | Proceeds | Gain Or Loss | |
|--------------------------|------------|----------|---|------------|---------------------|------------|--------------|------------|
| | | | | | | | Short Term | Long Term |
| 11-02-10 | 07-08-11 | 13 | Stanley Black & Decker Inc 4.75% Conv Pfd | 1,356.06 | | 1,525.31 | 169.25 | |
| 01-02-50 | 07-08-11 | 23 | Marathon Pete Corp Com | 0.00 | | 922.26 | | 922.26 |
| 09-29-09 | 07-14-11 | 1,000 | Central European Distr Corp Conv 3.000% Due 03-15-13 | 835.86 | 78.91 | 803.28 | | -111.49 |
| 11-30-09 | 07-14-11 | 1,000 | Central European Distr Corp Conv 3.000% Due 03-15-13 | 832.50 | 76.38 | 803.28 | | -105.60 |
| 05-12-10 | 07-14-11 | 1,000 | Central European Distr Corp Conv 3.000% Due 03-15-13 | 878.64 | 46.85 | 803.29 | | -122.20 |
| 12-02-10 | 07-14-11 | 1,000 | Ford Mtr Co Del Sr Nt Conv 4.250% Due 11-15-16 | 2,022.50 | -131.52 | 1,627.42 | -263.56 | |
| 03-23-11 | 07-14-11 | 1,000 | Ford Mtr Co Del Sr Nt Conv 4.250% Due 11-15-16 | 1,751.45 | -48.83 | 1,627.43 | -75.19 | |
| 09-27-10 | 07-14-11 | 1,000 | Human Genome Sciences Inc Conv Sub Nt 2.250% Due 08-15-12 | 1,807.31 | -395.61 | 1,379.85 | -31.85 | |
| 08-03-10 | 07-14-11 | 1,000 | Salix Pharmaceuticals Ltd Sr Nt Conv 2.750% Due 05-15-15 | 1,167.27 | -33.49 | 1,102.42 | -31.36 | |
| 08-13-10 | 07-14-11 | 1,000 | Salix Pharmaceuticals Ltd Sr Nt Conv 2.750% Due 05-15-15 | 1,146.51 | -28.44 | 1,102.43 | -15.64 | |
| 01-02-50 | 07-14-11 | 1,000 | Vertex Pharmaceuticals Inc Sr Sub Nt Conv 3.350% Due 10-01-15 | 0.00 | 0.00 | 1,159.85 | | 1,159.85 |
| 01-02-50 | 07-20-11 | 0 | Amc Networks Inc Cl A | 0.00 | | 18.50 | | 18.50 |
| 01-02-50 | 07-21-11 | 0 | Marathon Pete Corp Com | 0.00 | | 19.77 | | 19.77 |
| TOTAL GAINS | | | | | | | 9,480.96 | 151,161.72 |
| TOTAL LOSSES | | | | | | | -3,170.79 | -20,951.05 |
| TOTAL REALIZED GAIN/LOSS | | | | 425,603.13 | -3,121.12 | 559,002.84 | 6,310.17 | 130,210.67 |

This report has been produced as a courtesy to Barclays Wealth clients and does not take the place of your customer account statement(s), which officially report your positions as shown on the books and records of the firm. This report contains additional portfolio information including, but not limited to, accrued interest, amortization, accretion and FASB 115 considerations that is provided as a supplement to your monthly statement. This report contains information (including, but not limited to, prices, quotes and statistics) obtained from various outside sources. We do not represent that this information is accurate or complete and it should not be relied upon as such. To the extent there is a conflict between your customer account statement or your trade confirmation and this report, the customer account statement or trade confirmation will control. This report is not intended for tax purposes; please consult your tax advisor. Please consult with your accounting advisor for the accounting treatment and financial statement presentation of Auction Rate Securities under Generally Accepted Accounting Principles.

Barclays Wealth is the wealth management division of Barclays Bank PLC, including Barclays Capital Inc. in the United States. Barclays Capital Inc., an affiliate of Barclays Bank PLC, is a U.S. registered broker-dealer and regulated by the Securities & Exchange Commission. The registered office of Barclays Capital Inc. is 200 Park Avenue, New York, NY 10166. Barclays Bank PLC is registered in England and Wales (registered no. 1026167) with a registered office at 1 Churchill Place, London, E14 4HP, United Kingdom. Barclays Bank PLC is authorized and regulated by the Financial Services Authority.

Barclays Wealth
REALIZED GAINS AND LOSSES
Account 840-51808-1-4-114
MILTON M. MEYER JR. & MILDRED B. MEYER FOUNDATION
From 01-01-11 Through 12-31-11

| Open Date | Close Date | Quantity | Security | Cost Basis | Amort. or Accretion | Proceeds | Gain Or Loss | |
|-----------|------------|----------|--|------------|---------------------|-----------|--------------|-----------|
| | | | | | | | Short Term | Long Term |
| 07-20-11 | 07-29-11 | 1 | Greenhaven Continuous Commodity Index Fund | 34.77 | | 34.38 | -0.39 | |
| 07-20-11 | 07-29-11 | 2 | Ishares Inc Msci Taiwan Index Fd | 30.38 | | 30.31 | -0.07 | |
| 07-20-11 | 07-29-11 | 4 | Ishares Inc Msci Switzerland Index Fd | 104.12 | | 105.11 | 0.99 | |
| 07-20-11 | 07-29-11 | 2 | Ishares Inc Msci Germany Index Fd | 51.46 | | 51.29 | -0.17 | |
| 07-20-11 | 07-29-11 | 5 | Ishares Msci Netherlands Investable Market | 101.05 | | 101.34 | 0.29 | |
| 07-20-11 | 07-29-11 | 102 | Ishares Trust Barclays 7-10 Year Treasury | 9,953.16 | | 10,024.57 | 71.41 | |
| 07-20-11 | 07-29-11 | 137 | Ishares Trust Barclays 1-3 Year Treasury B | 11,565.54 | | 11,570.56 | 5.02 | |
| 07-20-11 | 07-29-11 | 3 | Ishares Trust Msci Eafe Index Fund | 175.95 | | 175.76 | -0.19 | |
| 07-20-11 | 07-29-11 | 1 | Market Vectors Etf Tr Russia Etf | 38.69 | | 39.17 | 0.48 | |
| 07-20-11 | 07-29-11 | 10 | Market Vectors Etf Tr Emerging Mkts Local | 274.91 | | 276.05 | 1.14 | |
| 07-20-11 | 07-29-11 | 1 | Spdr Index Shares Funds Spdr S&p Emerging | 53.78 | | 53.96 | 0.18 | |
| 07-20-11 | 07-29-11 | 1 | Spdr Index Shs Fds Russell/nomura Small Ca | 45.37 | | 45.06 | -0.31 | |
| 07-20-11 | 07-29-11 | 6 | Spdr Index Shs Fds S&p International Small | 190.32 | | 189.57 | -0.75 | |
| 07-20-11 | 07-29-11 | 1 | Spdr Series Trust Barclays Capital Short T | 30.55 | | 30.55 | 0.00 | |
| 07-20-11 | 07-29-11 | 140 | Vanguard Short Term Bond Etf | 11,375.00 | | 11,386.04 | 11.04 | |
| 07-20-11 | 07-29-11 | 2 | Vanguard Intl Equity Index Fd Msci Europe | 102.05 | | 102.21 | 0.16 | |
| 07-20-11 | 08-08-11 | 102 | Ishares Barclays 3-7 Year Treasury Bond Fu | 12,088.02 | | 12,270.43 | 182.41 | |
| 07-20-11 | 08-18-11 | 3 | Ishares Trust Iboxx S Investop Investment | 334.08 | | 340.05 | 5.97 | |
| 07-20-11 | 08-18-11 | 8 | Spdr Series Trust Barclays Capital Short T | 244.38 | | 243.00 | -1.38 | |
| 07-20-11 | 10-06-11 | 112 | Ishares Tr Russell Microcap Index Fund | 5,789.83 | | 4,518.19 | -1,271.64 | |
| 07-29-11 | 10-06-11 | 4 | Ishares Tr Russell Microcap Index Fund | 197.08 | | 161.37 | -35.71 | |
| 08-18-11 | 10-06-11 | 3 | Ishares Tr Russell Microcap Index Fund | 125.00 | | 121.02 | -3.98 | |
| 07-20-11 | 10-06-11 | 54 | Market Vectors Etf Tr Russia Etf | 2,089.26 | | 1,372.15 | -717.11 | |
| 08-18-11 | 10-06-11 | 8 | Market Vectors Etf Tr Russia Etf | 249.09 | | 203.28 | -45.81 | |
| 07-20-11 | 10-07-11 | 4 | Greenhaven Continuous Commodity Index Fund | 139.08 | | 123.46 | -15.62 | |
| 07-20-11 | 10-07-11 | 3 | Ishares Trust Russell 2000 Growth Index Fu | 286.28 | | 232.19 | -54.09 | |

This report has been produced as a courtesy to Barclays Wealth clients and does not take the place of your customer account statement(s), which officially reports your positions as shown on the books and records of the firm. This report contains additional portfolio information (including, but not limited to accrued interest, amortization, accretion and FASB 115 considerations) that is provided as a supplement to your monthly statement. This report contains information (including, but not limited to prices, quotes and statistics) obtained from various outside sources; we do not represent that this information is accurate or complete and it should not be relied upon as such. To the extent there is a conflict between your customer account statement or your trade confirmation and this report, the customer account statement or trade confirmation will control. This report is not intended for tax purposes; please consult your tax advisor. Please consult with your accounting advisor for the accounting treatment and financial statement presentation of Auction Rate Securities under Generally Accepted Accounting Principles.

Barclays Wealth is the wealth management division of Barclays Bank PLC, including Barclays Capital Inc. in the United States. Barclays Capital Inc., an affiliate of Barclays Bank PLC, is a U.S. registered broker-dealer and regulated by the Securities & Exchange Commission. The registered office of Barclays Capital Inc. is 300 Park Avenue, New York, NY 10166. Barclays Bank PLC is registered in England and Wales (registered no. 1026167) with a registered office at 1 Churchill Place, London, E14 5HP, United Kingdom. Barclays Bank PLC is authorized and regulated by the Financial Services Authority.

Barclays Wealth
REALIZED GAINS AND LOSSES
Account 840-51808-1-4-114
MILTON M. MEYER JR. & MILDRED B. MEYER FOUNDATION
From 01-01-11 Through 12-31-11

| Open Date | Close Date | Quantity | Security | Cost Basis | Amort. or Accretion | Proceeds | Gain Or Loss | |
|-----------|------------|----------|--|------------|---------------------|----------|--------------|-----------|
| | | | | | | | Short Term | Long Term |
| 07-20-11 | 10-07-11 | 7 | Ishares Barclays 3-7 Year Treasury Bond Fu | 829.57 | | 844.96 | 15.39 | |
| 07-20-11 | 10-07-11 | 1 | Ishares Tr S&p Global Industrials Index Et | 55.85 | | 45.35 | -10.50 | |
| 07-20-11 | 10-07-11 | 8 | Market Vectors Etf Tr Emerging Mkts Local | 219.93 | | 199.86 | -20.07 | |
| 07-20-11 | 10-07-11 | 4 | Spdr S&p 500 Etf Tr Unit Scr I S&p Deposit | 531.08 | | 468.54 | -62.54 | |
| 07-20-11 | 10-07-11 | 10 | Spdr Index Shs Fds Russell/nomura Small Ca | 453.71 | | 428.34 | -25.37 | |
| 07-20-11 | 10-07-11 | 2 | Spdr Series Trust Barclays Capital Short T | 61.10 | | 60.37 | -0.73 | |
| 07-20-11 | 10-07-11 | 57 | Select Sector Spdr Trust Shs Ben Int Energ | 4,444.86 | | 3,527.15 | -917.71 | |
| 07-20-11 | 10-07-11 | 53 | Sector Spdr Trust Shs Ben Int Industrial | 1,942.45 | | 1,627.26 | -315.19 | |
| 07-20-11 | 10-07-11 | 18 | Vanguard Sector Index Fds Vanguard Informa | 1,170.88 | | 1,068.76 | -102.12 | |
| 07-20-11 | 10-27-11 | 23 | Ishares Inc Msci Germany Index Fd | 591.79 | | 527.72 | -64.07 | |
| 07-20-11 | 10-27-11 | 20 | Ishares Msci Netherlands Investable Market | 404.20 | | 395.79 | -8.41 | |
| 07-20-11 | 10-27-11 | 46 | Ishares Trust Msci Eafe Index Fund | 2,697.90 | | 2,559.95 | -137.95 | |
| 07-20-11 | 10-27-11 | 29 | Ishares Tr Russell Midcap Growth Index Fd | 1,789.67 | | 1,682.21 | -107.46 | |
| 07-20-11 | 10-27-11 | 19 | Ishares Trust Russell 2000 Growth Index Fu | 1,813.10 | | 1,673.58 | -139.52 | |
| 07-20-11 | 10-27-11 | 24 | Ishares Trust Russell 2000 Index Fd | 1,990.32 | | 1,841.03 | -149.29 | |
| 07-20-11 | 10-27-11 | 2 | Ishares Tr S&p Global Industrials Index Et | 111.70 | | 103.28 | -8.42 | |
| 07-20-11 | 10-27-11 | 242 | Spdr Index Shs Fds S&p International Small | 7,676.04 | | 6,902.10 | -773.94 | |
| 07-20-11 | 10-27-11 | 19 | Vanguard Intl Equity Index Fd Msci Europe | 969.48 | | 929.08 | -40.40 | |
| 07-20-11 | 11-29-11 | 200 | Ishares Inc Msci Germany Index Fd | 5,146.00 | | 3,879.11 | -1,266.89 | |
| 08-18-11 | 11-29-11 | 35 | Ishares Inc Msci Germany Index Fd | 708.05 | | 678.85 | -29.20 | |
| 10-07-11 | 11-29-11 | 6 | Ishares Inc Msci Germany Index Fd | 115.97 | | 116.37 | 0.40 | |
| 07-20-11 | 11-29-11 | 35 | Spdr Index Shs Fds Spdr Dow Jones Internat | 1,386.70 | | 1,135.42 | -251.28 | |
| 07-20-11 | 11-29-11 | 206 | Vanguard Intl Equity Index Fd Msci Europe | 10,511.17 | | 8,668.62 | -1,842.55 | |
| 08-08-11 | 11-29-11 | 11 | Vanguard Intl Equity Index Fd Msci Europe | 489.88 | | 462.89 | -26.99 | |
| 08-18-11 | 11-29-11 | 1 | Vanguard Intl Equity Index Fd Msci Europe | 44.11 | | 42.08 | -2.03 | |
| 10-03-11 | 11-29-11 | 8 | Vanguard Intl Equity Index Fd Msci Europe | 317.25 | | 336.64 | 19.39 | |

This report has been produced as a courtesy to Barclays Wealth clients and does not take the place of your customer account statement(s), which officially report your positions as shown on the books and records of the firm. This report contains additional portfolio information (including, but not limited to, accrued interest, amortization, accretion and FASB 115 considerations) that is provided as a supplement to our monthly statement. This report contains information (including, but not limited to, prices, quotes and statistics) obtained from various outside sources; we do not represent that this information is accurate or complete and it should not be relied upon as such. To the extent there is a conflict between your customer account statement or your trade confirmation and this report, the customer account statement or trade confirmation will control. This report is not intended for tax purposes, please consult your tax advisor. Please consult with your accounting advisor for the accounting treatment and financial statement presentation of Auction Rate Securities under Generally Accepted Accounting Principles.

Barclays Wealth is the wealth management division of Barclays Bank PLC, including Barclays Capital Inc. in the United States. Barclays Capital Inc., an affiliate of Barclays Bank PLC, is a U.S. registered broker-dealer and regulated by the Securities & Exchange Commission. The registered office of Barclays Capital Inc. is 200 Park Avenue, New York, NY 10166. Barclays Bank PLC is registered in England and Wales (registered no. 1026167) with a registered office at 1 Churchill Place, London, E14 5HP, United Kingdom. Barclays Bank PLC is authorized and regulated by the Financial Services Authority.

Barclays Wealth
REALIZED GAINS AND LOSSES
Account 840-51808-1-4-114
MILTON M. MEYER JR. & MILDRED B. MEYER FOUNDATION
From 01-01-11 Through 12-31-11

| Open Date | Close Date | Quantity | Security | Cost Basis | Amort. or Accretion | Proceeds | Gain Or Loss | |
|--------------------------|------------|----------|--|------------|---------------------|------------|--------------|-----------|
| | | | | | | | Short Term | Long Term |
| 07-20-11 | 11-29-11 | 257 | Ishares Msci Netherlands Investable Market | 5,193.97 | | 4,258.89 | -935.08 | |
| 08-18-11 | 11-29-11 | 15 | Ishares Msci Netherlands Investable Market | 263.20 | | 248.57 | -14.63 | |
| 10-07-11 | 11-29-11 | 1 | Ishares Msci Netherlands Investable Market | 17.00 | | 16.57 | -0.43 | |
| 07-20-11 | 12-08-11 | 144 | Sector Spdr Trust Shs Ben Int Industrial | 5,277.60 | | 4,855.20 | -422.40 | |
| 07-29-11 | 12-08-11 | 10 | Sector Spdr Trust Shs Ben Int Industrial | 345.50 | | 337.17 | -8.33 | |
| 08-18-11 | 12-08-11 | 12 | Sector Spdr Trust Shs Ben Int Industrial | 356.69 | | 404.60 | 47.91 | |
| 07-20-11 | 12-09-11 | 1 | Ishares Inc Msci Brazil Index Fd | 69.71 | | 60.14 | -9.57 | |
| 07-20-11 | 12-09-11 | 4 | Ishares Inc Msci South Korea Index Fd | 264.56 | | 217.81 | -46.75 | |
| 07-20-11 | 12-09-11 | 39 | Ishares Trust Msci Eafe Index Fund | 2,287.35 | | 1,984.68 | -302.67 | |
| 07-20-11 | 12-09-11 | 1 | Ishares Tr Russell Midcap Growth Index Fd | 61.71 | | 55.76 | -5.95 | |
| 07-20-11 | 12-09-11 | 1 | Ishares Trust Russell 2000 Growth Index Fu | 95.43 | | 85.12 | -10.31 | |
| 07-20-11 | 12-09-11 | 1 | Ishares Trust Russell 2000 Index Fd | 82.93 | | 73.97 | -8.96 | |
| 07-20-11 | 12-09-11 | 7 | Ishares Barclays 3-7 Year Treasury Bond Fu | 829.57 | | 852.17 | 22.60 | |
| 07-20-11 | 12-09-11 | 3 | Ishares Tr S&P Global Industrials Index Et | 167.55 | | 146.72 | -20.83 | |
| 07-20-11 | 12-09-11 | 3 | Spdr Index Shs Fds S&P China Etf | 230.95 | | 194.07 | -36.88 | |
| 10-27-11 | 12-09-11 | 6 | Spdr Series Trust Barclays High Yield Bond | 236.74 | | 228.48 | -8.26 | |
| 07-20-11 | 12-09-11 | 16 | Vanguard Sector Index Fds Vanguard Informa | 1,040.78 | | 1,016.20 | -24.58 | |
| 07-20-11 | 12-09-11 | 4 | Vanguard International Equity Index Funds | 191.88 | | 160.69 | -31.19 | |
| TOTAL GAINS | | | | | | | 384.78 | 0.00 |
| TOTAL LOSSES | | | | | | | -10,336.66 | 0.00 |
| TOTAL REALIZED GAIN/LOSS | | | | 119,155.07 | 0.00 | 109,203.19 | -9,951.88 | 0.00 |

This report has been produced as a courtesy to Barclays Wealth clients and does not take the place of your customer account statement(s) which officially report your positions as shown on the books and records of the firm. This report contains additional portfolio information (including, but not limited to accrued interest, amortization, accretion and FASB 115 considerations) that is provided as a supplement to your monthly statement. This report contains information (including, but not limited to prices, quotes and statistics) obtained from various outside sources. We do not represent that this information is accurate or complete and it should not be relied upon as such. To the extent there is a conflict between your customer account statement or your trade confirmation and this report, the customer account statement or trade confirmation will control. This report is not intended for tax purposes, please consult your tax adviser. Please consult with your accounting adviser for the accounting treatment and financial statement presentation of Auction Rate Securities under Generally Accepted Accounting Principles.

Barclays Wealth is the wealth management division of Barclays Bank PLC including Barclays Capital Inc. in the United States. Barclays Capital Inc., an affiliate of Barclays Bank PLC, is a U.S. registered broker-dealer and regulated by the Securities & Exchange Commission. The registered office of Barclays Capital Inc. is 200 Park Avenue, New York, NY 10166. Barclays Bank PLC is registered in England and Wales (registered no. 1026167) with a registered office at 1 Churchill Place, London, E14 5HP, United Kingdom. Barclays Bank PLC is authorized and regulated by the Financial Services Authority.

**Application for Extension of Time To File an
Exempt Organization Return**

OMB No. 1545-1709

► **File a separate application for each return.**

- If you are filing for an **Automatic 3-Month Extension**, complete only **Part I** and check this box ☒
- If you are filing for an **Additional (Not Automatic) 3-Month Extension**, complete only **Part II** (on page 2 of this form)


Do not complete Part II unless you have already been granted an automatic 3-month extension on a previously filed Form 8868

Electronic filing (e-file). You can electronically file Form 8868 if you need a 3-month automatic extension of time to file (6 months for a corporation required to file Form 990-T), or an additional (not automatic) 3-month extension of time. You can electronically file Form 8868 to request an extension of time to file any of the forms listed in Part I or Part II with the exception of Form 8870, Information Return for Transfers Associated With Certain Personal Benefit Contracts, which must be sent to the IRS in paper format (see instructions). For more details on the electronic filing of this form, visit www.irs.gov/efile and click on *e-file for Charities & Nonprofits*.

Part I Automatic 3-Month Extension of Time. Only submit original (no copies needed).A corporation required to file Form 990-T and requesting an automatic 6-month extension — check this box and complete Part I only ☐*All other corporations (including 1120-C filers), partnerships, REMICS, and trusts must use Form 7004 to request an extension of time to file income tax returns***Enter filer's identifying number, see instructions**

| | | |
|--|---|--|
| Type or print File by the due date for filing your return. See instructions. | Name of exempt organization or other filer, see instructions | Employer identification number (EIN) or |
| | THE MILTON M. MEYER, JR. & MILDRED B. MEYER FOUNDATION | <input checked="" type="checkbox"/> 05-0546890 |
| | Number, street, and room or suite number. If a P.O. box, see instructions | Social security number (SSN) |
| | 3705 TAYLOR STREET | <input type="checkbox"/> |
| | City, town or post office, state, and ZIP code. For a foreign address, see instructions | |
| | CHEVY CHASE, MD 20815 | |

Enter the Return code for the return that this application is for (file a separate application for each return)



| Application Is For | Return Code | Application Is For | Return Code |
|---|-------------|--------------------------|-------------|
| Form 990 | 01 | Form 990-T (corporation) | 07 |
| Form 990-BL | 02 | Form 1041-A | 08 |
| Form 990-EZ | 01 | Form 4720 | 09 |
| Form 990-PF | 04 | Form 5227 | 10 |
| Form 990-T (section 401(a) or 408(a) trust) | 05 | Form 6069 | 11 |
| Form 990-T (trust other than above) | 06 | Form 8870 | 12 |

- The books are in the care of ► ROBERTA B. MEYER

Telephone No. ► 301-986-9583

FAX No. ► _____

- If the organization does not have an office or place of business in the United States, check this box ☐
- If this is for a Group Return, enter the organization's four digit Group Exemption Number (GEN) _____ If this is for the whole group, check this box ☐ If it is for part of the group, check this box ☐ and attach a list with the names and EINs of all members the extension is for

1 I request an automatic 3-month (6 months for a corporation required to file Form 990-T) extension of time until 8/15, 20 12, to file the exempt organization return for the organization named above.
The extension is for the organization's return for:

- ☒ calendar year 20 11 or
- ☐ tax year beginning _____, 20 _____, and ending _____, 20 _____

2 If the tax year entered in line 1 is for less than 12 months, check reason: ☐ Initial return ☐ Final return
☐ Change in accounting period

| | | |
|--|--------------|----|
| 3a If this application is for Form 990-BL, 990-PF, 990-T, 4720, or 6069, enter the tentative tax, less any nonrefundable credits. See instructions. | 3a \$ | 0. |
| b If this application is for Form 990-PF, 990-T, 4720, or 6069, enter any refundable credits and estimated tax payments made. Include any prior year overpayment allowed as a credit. | 3b \$ | 0. |
| c Balance due. Subtract line 3b from line 3a. Include your payment with this form, if required, by using EFTPS (Electronic Federal Tax Payment System). See instructions. | 3c \$ | 0. |

Caution. If you are going to make an electronic fund withdrawal with this Form 8868, see Form 8453-EO and Form 8879-EO for payment instructions.

BAA For Paperwork Reduction Act Notice, see Instructions.Form **8868** (Rev. 1-2012)