



See a Social Security Number? Say Something!  
Report Privacy Problems to <https://public.resource.org/privacy>  
Or call the IRS Identity Theft Hotline at 1-800-908-4490



**Return of Private Foundation  
or Section 4947(a)(1) Nonexempt Charitable Trust  
Treated as a Private Foundation**

**2011**

Department of the Treasury  
Internal Revenue Service

Note The foundation may be able to use a copy of this return to satisfy state reporting requirements

**For calendar year 2011, or tax year beginning**

**, 2011, and ending**

**THE MOE-LIFE FOUNDATION**  
135 OCEAN WAY  
SANTA MONICA, CA 90402

**A Employer identification number**  
04-3781296

**B Telephone number (see the instructions)**  
(310) 776-0318

**G Check all that apply**  Initial return  Initial Return of a former public charity  
 Final return  Amended return  
 Address change  Name change

**C** If exemption application is pending, check here

**D 1** Foreign organizations, check here

**2** Foreign organizations meeting the 85% test, check here and attach computation

**H Check type of organization**  Section 501(c)(3) exempt private foundation  
 Section 4947(a)(1) nonexempt charitable trust  Other taxable private foundation

**E** If private foundation status was terminated under section 507(b)(1)(A), check here

**I Fair market value of all assets at end of year (from Part II, column (c), line 16)**  
\$ 924,967.

**J Accounting method**  Cash  Accrual  
 Other (specify) \_\_\_\_\_  
(Part I, column (d) must be on cash basis)


**F** If the foundation is in a 60-month termination under section 507(b)(1)(B), check here

**Part I Analysis of Revenue and Expenses**

*(The total of amounts in columns (b), (c), and (d) may not necessarily equal the amounts in column (a) (see instructions))*

	(a) Revenue and expenses per books	(b) Net investment income	(c) Adjusted net income	(d) Disbursements for charitable purposes (cash basis only)
--	------------------------------------	---------------------------	-------------------------	---

<b>REVENUE</b>	1 Contributions, gifts, grants, etc, received (att sch)				
	2 <input checked="" type="checkbox"/> if the foundn is not req to att Sch B				
	3 Interest on savings and temporary cash investments	19,713.	19,713.		
	4 Dividends and interest from securities	7,903.	7,903.		
	5a Gross rents				
	b Net rental income or (loss)				
	6a Net gain/(loss) from sale of assets not on line 10	21,895.			
	b Gross sales price for all assets on line 6a	343,420.			
	7 Capital gain net income (from Part IV line 2)		21,895.		
	8 Net short-term capital gain			0.	
	9 Income modifications				
	10a Gross sales less returns and allowances				
b Less Cost of goods sold					
c Gross profit/(loss) (att sch)					
11 Other income (attach schedule)					
12 <b>Total.</b> Add lines 1 through 11	49,511.	49,511.	0.		
<b>ADMINISTRATIVE EXPENSES</b>	13 Compensation of officers directors trustees etc	0.			
	14 Other employee salaries and wages				
	15 Pension plans, employee benefits				
	16a Legal fees (attach schedule)				
	b Accounting fees (attach sch) SEE ST 1	4,000.	480.		3,520.
	c Other prof fees (attach sch) SEE ST 2	4,548.	4,548.		
	17 Interest				
	18 Taxes (attach schedule)(see instrs) SEE STM 3	1,090.	310.		
	19 Depreciation (attach sch) and depletion				
	20 Occupancy				
21 Travel, conferences, and meetings					
22 Printing and publications					
23 Other expenses (attach schedule) SEE STATEMENT 4	30.			30.	
24 <b>Total operating and administrative expenses.</b> Add lines 13 through 23	9,668.	5,338.		3,550.	
25 Contributions, gifts, grants paid PART XV	10,000.			10,000.	
26 <b>Total expenses and disbursements.</b> Add lines 24 and 25	19,668.	5,338.	0.	13,550.	
27 Subtract line 26 from line 12:					
a <b>Excess of revenue over expenses and disbursements</b>	29,843.				
b <b>Net investment income</b> (if negative enter -0)		44,173.			
c <b>Adjusted net income</b> (if negative, enter -0)			0.		



G14 10

Part II Balance Sheets		Attached schedules and amounts in the description column should be for end-of-year amounts only (See instructions)		
		Beginning of year	End of year	
		(a) Book Value	(b) Book Value	(c) Fair Market Value
ASSETS	1 Cash – non-interest-bearing	18,007.	40,190.	40,190.
	2 Savings and temporary cash investments		21,564.	21,564.
	3 Accounts receivable			
	Less allowance for doubtful accounts			
	4 Pledges receivable			
	Less allowance for doubtful accounts			
	5 Grants receivable			
	6 Receivables due from officers, directors, trustees, and other disqualified persons (attach schedule) (see instructions)			
	7 Other notes and loans receivable (attach sch)			
	Less allowance for doubtful accounts			
	8 Inventories for sale or use			
	9 Prepaid expenses and deferred charges			
	10a Investments – US and state government obligations (attach schedule)	433,849.	418,150.	456,725.
	b Investments – corporate stock (attach schedule)	375,626.	377,421.	406,488.
	c Investments – corporate bonds (attach schedule)			
	11 Investments – land, buildings, and equipment basis			
Less accumulated depreciation (attach schedule)				
12 Investments – mortgage loans				
13 Investments – other (attach schedule)				
14 Land, buildings, and equipment basis				
Less accumulated depreciation (attach schedule)				
15 Other assets (describe )				
16 Total assets (to be completed by all filers – see the instructions Also, see page 1, item I)	827,482.	857,325.	924,967.	
LIABILITIES	17 Accounts payable and accrued expenses			
	18 Grants payable			
	19 Deferred revenue			
	20 Loans from officers, directors, trustees, & other disqualified persons.			
	21 Mortgages and other notes payable (attach schedule)			
	22 Other liabilities (describe )			
	23 Total liabilities (add lines 17 through 22)	0.	0.	
NET ASSETS OR FUND BALANCES	Foundations that follow SFAS 117, check here and complete lines 24 through 26 and lines 30 and 31. <input checked="" type="checkbox"/>			
	24 Unrestricted	827,482.	857,325.	
	25 Temporarily restricted			
	26 Permanently restricted			
	Foundations that do not follow SFAS 117, check here and complete lines 27 through 31. <input type="checkbox"/>			
	27 Capital stock, trust principal, or current funds			
	28 Paid-in or capital surplus, or land, building, and equipment fund.			
	29 Retained earnings, accumulated income, endowment, or other funds			
	30 Total net assets or fund balances (see instructions)	827,482.	857,325.	
	31 Total liabilities and net assets/fund balances (see instructions)	827,482.	857,325.	

Part III Analysis of Changes in Net Assets or Fund Balances

1	Total net assets or fund balances at beginning of year – Part II, column (a), line 30 (must agree with end-of-year figure reported on prior year's return)	1	827,482.
2	Enter amount from Part I, line 27a	2	29,843.
3	Other increases not included in line 2 (itemize)	3	
4	Add lines 1, 2, and 3	4	857,325.
5	Decreases not included in line 2 (itemize)	5	
6	Total net assets or fund balances at end of year (line 4 minus line 5) – Part II, column (b), line 30	6	857,325.

**Part IV. Capital Gains and Losses for Tax on Investment Income**

(a) List and describe the kind(s) of property sold (e.g., real estate, 2-story brick warehouse, or common stock, 200 shares MLC Company)	(b) How acquired P — Purchase D — Donation	(c) Date acquired (month, day, year)	(d) Date sold (month, day, year)
1 a SEE STATEMENT 5			
b			
c			
d			
e			

(e) Gross sales price	(f) Depreciation allowed (or allowable)	(g) Cost or other basis plus expense of sale	(h) Gain or (loss) (e) plus (f) minus (g)
a			
b			
c			
d			
e			

Complete only for assets showing gain in column (h) and owned by the foundation on 12/31/69			(l) Gains (Column (h) gain minus column (k), but not less than -0-) or Losses (from column (h))
(i) Fair Market Value as of 12/31/69	(j) Adjusted basis as of 12/31/69	(k) Excess of column (i) over column (j), if any	
a			
b			
c			
d			
e			

2 Capital gain net income or (net capital loss) <span style="float:right">[ If gain, also enter in Part I, line 7 If (loss), enter -0- in Part I, line 7 ]</span>	2	21,895.
3 Net short-term capital gain or (loss) as defined in sections 1222(5) and (6) If gain, also enter in Part I, line 8, column (c) (see instructions) If (loss), enter -0- in Part I, line 8 <span style="float:right">]</span>	3	-2,627.

**Part V. Qualification Under Section 4940(e) for Reduced Tax on Net Investment Income**

(For optional use by domestic private foundations subject to the section 4940(a) tax on net investment income.)

If section 4940(d)(2) applies, leave this part blank

Was the foundation liable for the section 4942 tax on the distributable amount of any year in the base period?  Yes  No  
 If 'Yes,' the foundation does not qualify under section 4940(e) Do not complete this part N/A

1 Enter the appropriate amount in each column for each year, see the instructions before making any entries			
(a) Base period years Calendar year (or tax year beginning in)	(b) Adjusted qualifying distributions	(c) Net value of noncharitable-use assets	(d) Distribution ratio (column (b) divided by column (c))
2010			
2009			
2008			
2007			
2006			

2 Total of line 1, column (d)	2	
3 Average distribution ratio for the 5-year base period — divide the total on line 2 by 5, or by the number of years the foundation has been in existence if less than 5 years	3	
4 Enter the net value of noncharitable-use assets for 2011 from Part X, line 5	4	
5 Multiply line 4 by line 3	5	
6 Enter 1% of net investment income (1% of Part I, line 27b)	6	
7 Add lines 5 and 6	7	
8 Enter qualifying distributions from Part XII, line 4	8	

If line 8 is equal to or greater than line 7, check the box in Part VI, line 1b, and complete that part using a 1% tax rate See the Part VI instructions

**Part VI Excise Tax Based on Investment Income (Section 4940(a), 4940(b), 4940(e), or 4948 – see instructions)**

1 a	Exempt operating foundations described in section 4940(d)(2), check here <input type="checkbox"/> and enter 'N/A' on line 1 Date of ruling or determination letter _____ (attach copy of letter if necessary – see instrs)		
b	Domestic foundations that meet the section 4940(e) requirements in Part V, check here <input type="checkbox"/> and enter 1% of Part I, line 27b	1	883.
c	All other domestic foundations enter 2% of line 27b Exempt foreign organizations enter 4% of Part I, line 12, column (b)		
2	Tax under section 511 (domestic section 4947(a)(1) trusts and taxable foundations only Others enter -0.)	2	0.
3	Add lines 1 and 2	3	883.
4	Subtitle A (income) tax (domestic section 4947(a)(1) trusts and taxable foundations only Others enter -0.)	4	0.
5	<b>Tax based on investment income.</b> Subtract line 4 from line 3 If zero or less, enter -0-	5	883.
6	Credits/Payments		
a	2011 estimated tax pmts and 2010 overpayment credited to 2011	6 a	
b	Exempt foreign organizations – tax withheld at source	6 b	
c	Tax paid with application for extension of time to file (Form 8868)	6 c	
d	Backup withholding erroneously withheld	6 d	
7	Total credits and payments Add lines 6a through 6d	7	0.
8	Enter any <b>penalty</b> for underpayment of estimated tax Check here <input checked="" type="checkbox"/> if Form 2220 is attached	8	18.
9	Tax due If the total of lines 5 and 8 is more than line 7, enter amount owed SEE STATEMENT 6	9	940.
10	Overpayment If line 7 is more than the total of lines 5 and 8, enter the amount overpaid	10	
11	Enter the amount of line 10 to be Credited to 2012 estimated tax Refunded	11	

**Part VII-A Statements Regarding Activities**

	Yes	No
1 a During the tax year, did the foundation attempt to influence any national, state, or local legislation or did it participate or intervene in any political campaign?		X
1 b Did it spend more than \$100 during the year (either directly or indirectly) for political purposes (see the instructions for definition)? <i>If the answer is 'Yes' to 1a or 1b, attach a detailed description of the activities and copies of any materials published or distributed by the foundation in connection with the activities</i>		X
1 c Did the foundation file <b>Form 1120-POL</b> for this year?		X
1 d Enter the amount (if any) of tax on political expenditures (section 4955) imposed during the year (1) On the foundation ▶ \$ 0. (2) On foundation managers ▶ \$ 0.		
1 e Enter the reimbursement (if any) paid by the foundation during the year for political expenditure tax imposed on foundation managers ▶ \$ 0.		
2 Has the foundation engaged in any activities that have not previously been reported to the IRS? <i>If 'Yes,' attach a detailed description of the activities</i>		X
3 Has the foundation made any changes, not previously reported to the IRS, in its governing instrument, articles of incorporation, or bylaws, or other similar instruments? <i>If 'Yes,' attach a conformed copy of the changes</i>		X
4 a Did the foundation have unrelated business gross income of \$1,000 or more during the year?		X
4 b If 'Yes,' has it filed a tax return on <b>Form 990-T</b> for this year?		N/A
5 Was there a liquidation, termination, dissolution, or substantial contraction during the year? <i>If 'Yes,' attach the statement required by General Instruction T</i>		X
6 Are the requirements of section 508(e) (relating to sections 4941 through 4945) satisfied either • By language in the governing instrument, or • By state legislation that effectively amends the governing instrument so that no mandatory directions that conflict with the state law remain in the governing instrument?		X
7 Did the foundation have at least \$5,000 in assets at any time during the year? <i>If 'Yes,' complete Part II, column (c), and Part XV</i>	X	
8 a Enter the states to which the foundation reports or with which it is registered (see instructions) CA		
8 b If the answer is 'Yes' to line 7, has the foundation furnished a copy of Form 990-PF to the Attorney General (or designate) of each state as required by <i>General Instruction G</i> ? <i>If 'No,' attach explanation</i>	X	
9 Is the foundation claiming status as a private operating foundation within the meaning of section 4942(j)(3) or 4942(j)(5) for calendar year 2011 or the taxable year beginning in 2011 (see instructions for Part XIV)? <i>If 'Yes,' complete Part XIV</i>		X
10 Did any persons become substantial contributors during the tax year? <i>If 'Yes,' attach a schedule listing their names and addresses</i>		X

**Part VII-A Statements Regarding Activities (continued)**

11	At any time during the year, did the foundation, directly or indirectly, own a controlled entity within the meaning of section 512(b)(13)? If 'Yes', attach schedule (see instructions)			X
12	Did the foundation make a distribution to a donor advised fund over which the foundation or a disqualified person had advisory privileges? If 'Yes,' attach statement (see instructions)			X
13	Did the foundation comply with the public inspection requirements for its annual returns and exemption application? Website address <span style="float:right">▶ N/A</span>	X		
14	The books are in care of ▶ <u>ELAN SHUKARTSI</u> Telephone no ▶ <u>(310) 776-0318</u> Located at ▶ <u>135 OCEAN WAY SANTA MONICA CA</u> ZIP + 4 ▶ <u>90402</u>			
15	Section 4947(a)(1) nonexempt charitable trusts filing Form 990-PF in lieu of Form 1041 - Check here and enter the amount of tax-exempt interest received or accrued during the year <span style="float:right">▶ 15   N/A ▶ <input type="checkbox"/> N/A</span>			
16	At any time during calendar year 2011, did the foundation have an interest in or a signature or other authority over a bank, securities, or other financial account in a foreign country? See the instructions for exceptions and filing requirements for Form TD F 90-22.1 If 'Yes,' enter the name of the foreign country ▶		Yes	No X

**Part VII-B Statements Regarding Activities for Which Form 4720 May Be Required**

**File Form 4720 if any item is checked in the 'Yes' column, unless an exception applies.**

		Yes	No
1 a	During the year did the foundation (either directly or indirectly)		
(1)	Engage in the sale or exchange, or leasing of property with a disqualified person? <input type="checkbox"/> Yes <input checked="" type="checkbox"/> No		
(2)	Borrow money from, lend money to, or otherwise extend credit to (or accept it from) a disqualified person? <input type="checkbox"/> Yes <input checked="" type="checkbox"/> No		
(3)	Furnish goods, services, or facilities to (or accept them from) a disqualified person? <input checked="" type="checkbox"/> Yes <input type="checkbox"/> No		
(4)	Pay compensation to, or pay or reimburse the expenses of, a disqualified person? <input checked="" type="checkbox"/> Yes <input type="checkbox"/> No		
(5)	Transfer any income or assets to a disqualified person (or make any of either available for the benefit or use of a disqualified person)? <input type="checkbox"/> Yes <input checked="" type="checkbox"/> No		
(6)	Agree to pay money or property to a government official? ( <b>Exception.</b> Check 'No' if the foundation agreed to make a grant to or to employ the official for a period after termination of government service, if terminating within 90 days) <input type="checkbox"/> Yes <input checked="" type="checkbox"/> No		
b	If any answer is 'Yes' to 1a(1)-(6), did any of the acts fail to qualify under the exceptions described in Regulations section 53.4941(d)-3 or in a current notice regarding disaster assistance (see instructions)? Organizations relying on a current notice regarding disaster assistance check here <span style="float:right">▶ <input type="checkbox"/></span>	1 b	X
c	Did the foundation engage in a prior year in any of the acts described in 1a, other than excepted acts, that were not corrected before the first day of the tax year beginning in 2011?	1 c	X
2	Taxes on failure to distribute income (section 4942) (does not apply for years the foundation was a private operating foundation defined in section 4942(j)(3) or 4942(j)(5))		
a	At the end of tax year 2011, did the foundation have any undistributed income (lines 6d and 6e, Part XIII) for tax year(s) beginning before 2011? <input checked="" type="checkbox"/> Yes <input type="checkbox"/> No If 'Yes,' list the years ▶ 20 <u>10</u> , 20 <u>  </u> , 20 <u>  </u> , 20 <u>  </u>		
b	Are there any years listed in 2a for which the foundation is <b>not</b> applying the provisions of section 4942(a)(2) (relating to incorrect valuation of assets) to the year's undistributed income? (If applying section 4942(a)(2) to all years listed, answer 'No' and attach statement - see instructions)	2 b	X
c	If the provisions of section 4942(a)(2) are being applied to any of the years listed in 2a, list the years here ▶ 20 <u>  </u> , 20 <u>  </u> , 20 <u>  </u> , 20 <u>  </u>		
3 a	Did the foundation hold more than a 2% direct or indirect interest in any business enterprise at any time during the year? <input type="checkbox"/> Yes <input checked="" type="checkbox"/> No		
b	If 'Yes,' did it have excess business holdings in 2011 as a result of (1) any purchase by the foundation or disqualified persons after May 26, 1969, (2) the lapse of the 5-year period (or longer period approved by the Commissioner under section 4943(c)(7)) to dispose of holdings acquired by gift or bequest, or (3) the lapse of the 10-, 15-, or 20-year first phase holding period? (Use Schedule C, Form 4720, to determine if the foundation had excess business holdings in 2011.)	3 b	N/A
4 a	Did the foundation invest during the year any amount in a manner that would jeopardize its charitable purposes?	4 a	X
b	Did the foundation make any investment in a prior year (but after December 31, 1969) that could jeopardize its charitable purpose that had not been removed from jeopardy before the first day of the tax year beginning in 2011?	4 b	X

**Part VII-B** Statements Regarding Activities for Which Form 4720 May Be Required (continued)

**5a** During the year did the foundation pay or incur any amount to

(1) Carry on propaganda, or otherwise attempt to influence legislation (section 4945(e))?  Yes  No

(2) Influence the outcome of any specific public election (see section 4955), or to carry on, directly or indirectly, any voter registration drive?  Yes  No

(3) Provide a grant to an individual for travel, study, or other similar purposes?  Yes  No

(4) Provide a grant to an organization other than a charitable, etc, organization described in section 509(a)(1), (2), or (3), or section 4940(d)(2)? (see instructions)  Yes  No

(5) Provide for any purpose other than religious, charitable, scientific, literary, or educational purposes, or for the prevention of cruelty to children or animals?  Yes  No

**b** If any answer is 'Yes' to 5a(1)-(5), did any of the transactions fail to qualify under the exceptions described in Regulations section 53.4945 or in a current notice regarding disaster assistance (see instructions)?  Yes  No

Organizations relying on a current notice regarding disaster assistance check here

**c** If the answer is 'Yes' to question 5a(4), does the foundation claim exemption from the tax because it maintained expenditure responsibility for the grant?  Yes  No

If 'Yes,' attach the statement required by Regulations section 53.4945-5(d) N/A

**6a** Did the foundation, during the year, receive any funds, directly or indirectly, to pay premiums on a personal benefit contract?  Yes  No

**b** Did the foundation, during the year, pay premiums, directly or indirectly, on a personal benefit contract?  Yes  No

If 'Yes' to 6b, file Form 8870

**7a** At any time during the tax year, was the foundation a party to a prohibited tax shelter transaction?  Yes  No

**b** If 'Yes,' did the foundation receive any proceeds or have any net income attributable to the transaction?  Yes  No

**Part VIII** Information About Officers, Directors, Trustees, Foundation Managers, Highly Paid Employees, and Contractors

**1** List all officers, directors, trustees, foundation managers and their compensation (see instructions).

(a) Name and address	(b) Title, and average hours per week devoted to position	(c) Compensation (If not paid, enter -0-)	(d) Contributions to employee benefit plans and deferred compensation	(e) Expense account, other allowances
ELAN SHUKARTSI 135 OCEAN WAY SANTA MONICA, CA 90402	TRUSTEE 1.00	0.	0.	0.
DOVE MAYO 237 PROSPECT AVE LONG BEACH, CA 90803	TRUSTEE 1.00	0.	0.	0.

**2** Compensation of five highest-paid employees (other than those included on line 1— see instructions). If none, enter 'NONE.'

(a) Name and address of each employee paid more than \$50,000	(b) Title, and average hours per week devoted to position	(c) Compensation	(d) Contributions to employee benefit plans and deferred compensation	(e) Expense account, other allowances
NONE				

Total number of other employees paid over \$50,000  0

**Part VIII Information About Officers, Directors, Trustees, Foundation Managers, Highly Paid Employees, and Contractors** (continued)

**3 Five highest-paid independent contractors for professional services (see instructions). If none, enter 'NONE.'**

(a) Name and address of each person paid more than \$50,000	(b) Type of service	(c) Compensation
NONE		
-----		
-----		
-----		
-----		
-----		0

Total number of others receiving over \$50,000 for professional services ▶ 0

**Part IX-A Summary of Direct Charitable Activities**

List the foundation's four largest direct charitable activities during the tax year. Include relevant statistical information such as the number of organizations and other beneficiaries served, conferences convened, research papers produced, etc

List the foundation's four largest direct charitable activities during the tax year. Include relevant statistical information such as the number of organizations and other beneficiaries served, conferences convened, research papers produced, etc	Expenses
1 N/A	
-----	
2	
-----	
3	
-----	
4	
-----	

**Part IX-B Summary of Program-Related Investments** (see instructions)

Describe the two largest program-related investments made by the foundation during the tax year on lines 1 and 2	Amount
1 N/A	
-----	
2	
-----	
All other program-related investments See instructions	
3	
-----	0.

Total. Add lines 1 through 3 ▶ 0.

BAA

**Part X** Minimum Investment Return (All domestic foundations must complete this part. Foreign foundations, see instructions.)

1	Fair market value of assets not used (or held for use) directly in carrying out charitable, etc, purposes		
a	Average monthly fair market value of securities	1 a	873,250.
b	Average of monthly cash balances	1 b	39,881.
c	Fair market value of all other assets (see instructions)	1 c	
d	<b>Total</b> (add lines 1a, b, and c)	1 d	913,131.
e	Reduction claimed for blockage or other factors reported on lines 1a and 1c (attach detailed explanation)	1 e	0.
2	Acquisition indebtedness applicable to line 1 assets	2	0.
3	Subtract line 2 from line 1d	3	913,131.
4	Cash deemed held for charitable activities Enter 1-1/2% of line 3 (for greater amount, see instructions)	4	13,697.
5	<b>Net value of noncharitable-use assets.</b> Subtract line 4 from line 3 Enter here and on Part V, line 4	5	899,434.
6	<b>Minimum investment return.</b> Enter 5% of line 5	6	44,972.

**Part XI** Distributable Amount (see instructions) (Section 4942(j)(3) and (j)(5) private operating foundations and certain foreign organizations check here  and do not complete this part.)

1	Minimum investment return from Part X, line 6	1	44,972.
2a	Tax on investment income for 2011 from Part VI, line 5	2 a	883.
b	Income tax for 2011 (This does not include the tax from Part VI)	2 b	
c	Add lines 2a and 2b	2 c	883.
3	Distributable amount before adjustments Subtract line 2c from line 1	3	44,089.
4	Recoveries of amounts treated as qualifying distributions	4	
5	Add lines 3 and 4	5	44,089.
6	Deduction from distributable amount (see instructions)	6	
7	<b>Distributable amount</b> as adjusted Subtract line 6 from line 5 Enter here and on Part XIII, line 1	7	44,089.

**Part XII** Qualifying Distributions (see instructions)

1	Amounts paid (including administrative expenses) to accomplish charitable, etc, purposes		
a	Expenses, contributions, gifts, etc – total from Part I, column (d), line 26	1 a	13,550.
b	Program-related investments – total from Part IX-B	1 b	
2	Amounts paid to acquire assets used (or held for use) directly in carrying out charitable, etc, purposes	2	
3	Amounts set aside for specific charitable projects that satisfy the		
a	Suitability test (prior IRS approval required)	3 a	
b	Cash distribution test (attach the required schedule)	3 b	
4	<b>Qualifying distributions.</b> Add lines 1a through 3b Enter here and on Part V, line 8, and Part XIII, line 4	4	13,550.
5	Foundations that qualify under section 4940(e) for the reduced rate of tax on net investment income Enter 1% of Part I, line 27b (see instructions)	5	
6	<b>Adjusted qualifying distributions.</b> Subtract line 5 from line 4	6	13,550.

**Note.** The amount on line 6 will be used in Part V, column (b), in subsequent years when calculating whether the foundation qualifies for the section 4940(e) reduction of tax in those years

**Part XIII** Undistributed Income (see instructions)

	(a) Corpus	(b) Years prior to 2010	(c) 2010	(d) 2011
1 Distributable amount for 2011 from Part XI, line 7				44,089.
2 Undistributed income, if any, as of the end of 2011				
a Enter amount for 2010 only			25,896.	
b Total for prior years 20 __, 20 __, 20 __		0.		
3 Excess distributions carryover, if any, to 2011				
a From 2006				
b From 2007				
c From 2008				
d From 2009				
e From 2010				
f Total of lines 3a through e	0.			
4 Qualifying distributions for 2011 from Part XII, line 4 ▶ \$ 13,550.				
a Applied to 2010, but not more than line 2a			13,550.	
b Applied to undistributed income of prior years (Election required – see instructions)		0.		
c Treated as distributions out of corpus (Election required – see instructions)	0.			
d Applied to 2011 distributable amount				0.
e Remaining amount distributed out of corpus	0.			
5 Excess distributions carryover applied to 2011 (If an amount appears in column (d), the same amount must be shown in column (a))	0.			0.
6 Enter the net total of each column as indicated below:				
a Corpus. Add lines 3f, 4c, and 4e. Subtract line 5	0.			
b Prior years' undistributed income. Subtract line 4b from line 2b		0.		
c Enter the amount of prior years' undistributed income for which a notice of deficiency has been issued, or on which the section 4942(a) tax has been previously assessed		0.		
d Subtract line 6c from line 6b. Taxable amount – see instructions		0.		
e Undistributed income for 2010. Subtract line 4a from line 2a. Taxable amount – see instructions			12,346.	
f Undistributed income for 2011. Subtract lines 4d and 5 from line 1. This amount must be distributed in 2012				44,089.
7 Amounts treated as distributions out of corpus to satisfy requirements imposed by section 170(b)(1)(F) or 4942(g)(3) (see instructions)	0.			
8 Excess distributions carryover from 2006 not applied on line 5 or line 7 (see instructions)	0.			
9 Excess distributions carryover to 2012. Subtract lines 7 and 8 from line 6a	0.			
10 Analysis of line 9.				
a Excess from 2007				
b Excess from 2008				
c Excess from 2009				
d Excess from 2010				
e Excess from 2011				

**Part XIV Private Operating Foundations** (see instructions and Part VII-A, question 9) N/A

**1 a** If the foundation has received a ruling or determination letter that it is a private operating foundation, and the ruling is effective for 2011, enter the date of the ruling ▶

**b** Check box to indicate whether the foundation is a private operating foundation described in section  4942(j)(3) or  4942(j)(5)

	Tax year	Prior 3 years			(e) Total
	(a) 2011	(b) 2010	(c) 2009	(d) 2008	
<b>2 a</b> Enter the lesser of the adjusted net income from Part I or the minimum investment return from Part X for each year listed					
<b>b</b> 85% of line 2a					
<b>c</b> Qualifying distributions from Part XII, line 4 for each year listed					
<b>d</b> Amounts included in line 2c not used directly for active conduct of exempt activities					
<b>e</b> Qualifying distributions made directly for active conduct of exempt activities. Subtract line 2d from line 2c					
<b>3</b> Complete 3a, b, or c for the alternative test relied upon					
<b>a</b> 'Assets' alternative test – enter					
<b>(1)</b> Value of all assets					
<b>(2)</b> Value of assets qualifying under section 4942(j)(3)(B)(i)					
<b>b</b> 'Endowment' alternative test – enter 2/3 of minimum investment return shown in Part X, line 6 for each year listed					
<b>c</b> 'Support' alternative test – enter					
<b>(1)</b> Total support other than gross investment income (interest, dividends, rents, payments on securities loans (section 512(a)(5)), or royalties)					
<b>(2)</b> Support from general public and 5 or more exempt organizations as provided in section 4942(j)(3)(B)(iii)					
<b>(3)</b> Largest amount of support from an exempt organization					
<b>(4)</b> Gross investment income					

**Part XV Supplementary Information (Complete this part only if the organization had \$5,000 or more in assets at any time during the year – see instructions.)**

**1 Information Regarding Foundation Managers:**  
**a** List any managers of the foundation who have contributed more than 2% of the total contributions received by the foundation before the close of any tax year (but only if they have contributed more than \$5,000) (See section 507(d)(2) )  
 NONE

**b** List any managers of the foundation who own 10% or more of the stock of a corporation (or an equally large portion of the ownership of a partnership or other entity) of which the foundation has a 10% or greater interest  
 NONE

**2 Information Regarding Contribution, Grant, Gift, Loan, Scholarship, etc, Programs:**  
 Check here  if the foundation only makes contributions to preselected charitable organizations and does not accept unsolicited requests for funds. If the foundation makes gifts, grants, etc, (see instructions) to individuals or organizations under other conditions, complete items 2a, b, c, and d

**a** The name, address, and telephone number of the person to whom applications should be addressed

**b** The form in which applications should be submitted and information and materials they should include

**c** Any submission deadlines

**d** Any restrictions or limitations on awards, such as by geographical areas, charitable fields, kinds of institutions, or other factors







STATEMENT 5  
 FORM 990-PF, PART IV, LINE 1  
 CAPITAL GAINS AND LOSSES FOR TAX ON INVESTMENT INCOME

ITEM	(A) DESCRIPTION	(B) HOW ACQUIRED	(C) DATE ACQUIRED	(D) DATE SOLD
1	MERRILL LYNCH #04002 - DETAIL AVAILABLE	PURCHASED	VARIOUS	VARIOUS
2	MERRILL LYNCH #04005 - DETAIL AVAILABLE	PURCHASED	VARIOUS	VARIOUS
3	MERRILL LYNCH #04005 - DETAIL AVAILABLE	PURCHASED	VARIOUS	VARIOUS
4	MERRILL LYNCH #04006 - DETAIL AVAILABLE	PURCHASED	VARIOUS	VARIOUS
5	MERRILL LYNCH #04006 - DETAIL AVAILABLE	PURCHASED	VARIOUS	VARIOUS
6	MERRILL LYNCH #04007 - DETAIL AVAILABLE	PURCHASED	VARIOUS	VARIOUS
7	MERRILL LYNCH #04007 - DETAIL AVAILABLE	PURCHASED	VARIOUS	VARIOUS

ITEM	(E) GROSS SALES	(F) DEPREC. ALLOWED	(G) COST BASIS	(H) GAIN (LOSS)	(I) FMV 12/31/69	(J) ADJ. BAS. 12/31/69	(K) EXCESS (I) - (J)	(L) GAIN (LOSS)
1	78,726.		74,974.	3,752.				\$ 3,752.
2	6,319.		6,377.	-58.				-58.
3	23,305.		24,003.	-698.				-698.
4	5,529.		5,577.	-48.				-48.
5	39,507.		33,950.	5,557.				5,557.
6	118,376.		120,897.	-2,521.				-2,521.
7	71,658.		55,747.	15,911.				15,911.
							TOTAL	\$ 21,895.

\$ 901.  
 26.  
 13.  
 TOTAL \$ 940.

## THE MOE-LIFE FOUNDATION

04-3781296

**STATEMENT 1**  
**FORM 990-PF, PART I, LINE 16B**  
**ACCOUNTING FEES**

	(A) EXPENSES PER BOOKS	(B) NET INVESTMENT INCOME	(C) ADJUSTED NET INCOME	(D) CHARITABLE PURPOSES
TAX PREPARATION	\$ 4,000.	\$ 480.		\$ 3,520.
<b>TOTAL</b>	<u>\$ 4,000.</u>	<u>\$ 480.</u>	<u>\$ 0.</u>	<u>\$ 3,520.</u>

**STATEMENT 2**  
**FORM 990-PF, PART I, LINE 16C**  
**OTHER PROFESSIONAL FEES**

	(A) EXPENSES PER BOOKS	(B) NET INVESTMENT INCOME	(C) ADJUSTED NET INCOME	(D) CHARITABLE PURPOSES
INVESTMENT FEES	\$ 4,548.	\$ 4,548.		
<b>TOTAL</b>	<u>\$ 4,548.</u>	<u>\$ 4,548.</u>	<u>\$ 0.</u>	<u>\$ 0.</u>

**STATEMENT 3**  
**FORM 990-PF, PART I, LINE 18**  
**TAXES**

	(A) EXPENSES PER BOOKS	(B) NET INVESTMENT INCOME	(C) ADJUSTED NET INCOME	(D) CHARITABLE PURPOSES
FOREIGN TAXES	\$ 300.	\$ 300.		
IRS	780.			
STATE TAX	10.	10.		
<b>TOTAL</b>	<u>\$ 1,090.</u>	<u>\$ 310.</u>	<u>\$ 0.</u>	<u>\$ 0.</u>

**STATEMENT 4**  
**FORM 990-PF, PART I, LINE 23**  
**OTHER EXPENSES**

	(A) EXPENSES PER BOOKS	(B) NET INVESTMENT INCOME	(C) ADJUSTED NET INCOME	(D) CHARITABLE PURPOSES
BANK FEES	\$ 30.			\$ 30.
<b>TOTAL</b>	<u>\$ 30.</u>	<u>\$ 0.</u>	<u>\$ 0.</u>	<u>\$ 30.</u>



THE MOE-LIFE FOUNDATION

# EMA<sup>SM</sup> Fiscal Statement

## CURRENT PORTFOLIO SUMMARY


Quantity	Security Description	Date Acquired	Total/Adj Cost Basis	Fiscal Year Value 12/31/11	Unrealized Gain or (Loss)	Est Accrued Interest	Est Annual Income
	<b>Cash and Money Funds</b>						
	CASH		0.36	0.36			
9,590	ML BANK DEPOSIT PROGRAM	10/31/07	9,590.00	9,590.00			14.38
	<b>Total Cash and Money Funds</b>		<b>9,590.36</b>	<b>9,590.36</b>			<b>14.38</b>
	<b>Municipal Bonds</b>						
55,000	UNIVERSITY CALIF REVS GEN SER O MAR09 05.750%MAY15 26	12/10/10	60,536.67	66,066.55	5,529.88	395.31	3,163.00
40,000	CALIFORNIA EDL FACS AUTH REV UNIV SOUTHERN C RF JUL09 05.250%OCT01 24	07/01/10	46,742.46	51,016.00	4,273.54	519.17	2,100.00
20,000	LOS ANGELES CA MTA SLS TAX REV PROP C-2ND D RF AUG09 05.000%JUL01 18	07/24/09	21,549.15	24,454.80	2,905.65	497.22	1,000.00
5,000	LOS ANGELES CA MTA SLS ORIGINAL UNIT/TOTAL COST 121 1260/6,056.30	09/14/11	6,014.48	6,113.70	99.22	124.31	250.00
40,000	PASADENA CALIF AREA CMNTY COLLEGE DIST LT D OCT09 05.000%AUG01 23	10/01/09	44,328.65	46,408.80	2,080.15	827.78	2,000.00
20,000	CALIFORNIA ST DEPT WTR RES PWR SUPPLY REV L RF MAY10 05.000%MAY01 20	05/27/10	22,227.76	24,963.00	2,735.24	163.89	1,000.00

PLEASE SEE REVERSE SIDE  
 Page 5 of 12  
 Statement Period Year Ending 12/31/11  
 Account No. 208-04002





THE MOE-LIFE FOUNDATION



CURRENT PORTFOLIO SUMMARY

Quantity	Security Description	Date Acquired	Total/Adj Cost Basis	Fiscal Year Value 12/31/11	Unrealized Gain or (Loss)	Est Accrued Interest	Est Annual Income
<b>Municipal Bonds</b>							
45,000	SAN MARCOS CALIF UNI SCH DIST 2010 ELECTION LT A JUL11 04.000% AUG01 19	06/24/11	49,439.45	52,281.00	2,841.55	865.00	1,800.00
35,000	LOS ANGELES CO CA PUB WFA REV MBIA B RF FGIC DEC06 05.000% SEP01 20	07/10/07	35,950.22	36,749.30	799.08	578.47	1,750.00
40,000	GROSSMONT CALIF UN HIGH SCH DIST ELECTION NPFG JUN06 05.000% AUG01 20	01/04/08	41,688.43	44,848.80	3,160.37	827.78	2,000.00
40,000	CALIFORNIA ST DEPT WTR RES WTR REV SER AE RF MAY08 05.000% DEC01 20	08/20/08	42,474.45	47,801.60	5,327.15	161.11	2,000.00
5,000	CALIFORNIA ST DEPT WTR ORIGINAL UNIT/TOTAL COST: 110.0820/5,504.10	03/31/11	5,457.41	5,975.20	517.79	20.14	250.00
40,000	AZUSA CALIF PUB FING AUTH REV PARITY-WTR AGM DEC06 05.000% JUL01 23	01/04/07	41,740.88	44,071.60	2,330.72	994.44	2,000.00
<b>Total Municipal Bonds</b>			<b>418,150.01</b>	<b>450,750.35</b>	<b>32,600.34</b>	<b>5,974.62</b>	<b>19,313.00</b>



PLEASE SEE REVERSE SIDE  
 Statement Period  
 Year Ending 12/31/11  
 Account No. 208-04002



THE MOE-LIFE FOUNDATION

# EMA<sup>SM</sup> Fiscal Statement

## CURRENT PORTFOLIO SUMMARY

Quantity	Security Description	Date Acquired	Total/Adj Cost Basis	Fiscal Year Value 12/31/11	Unrealized Gain or (Loss)	Est Accrued Interest	Est Annual Income
	CASH		1.02	1.02			
2,154	ML BANK DEPOSIT PROGRAM	11/05/07	2,154.00	2,154.00			3.23
	<b>Total Cash and Money Funds</b>		<b>2,155.02</b>	<b>2,155.02</b>			<b>3.23</b>

## CURRENT PORTFOLIO SUMMARY

Quantity	Security Description	Date Acquired	Total/Adj Cost Basis	Fiscal Year Value 12/31/11	Unrealized Gain or (Loss)	Est Annual Income
40	AXA -SPONS ADR	10/27/11	707.17	514.40	(192.77)	34.00
19	ANHEUSER-BUSCH INBEV ADR	07/06/09	710.34	1,158.81	448.47	19.00
28	ANHEUSER-BUSCH INBEV ADR	11/12/09	1,353.26	1,707.72	354.46	28.00
4	ANHEUSER-BUSCH INBEV ADR	11/22/10	243.98	243.96	(0.02)	4.00
7	ANHEUSER-BUSCH INBEV ADR	04/01/11	412.08	426.93	14.85	7.00
39	ASSA ABLOY AB ADR	02/08/10	343.91	485.94	142.03	10.00
52	ASSA ABLOY AB ADR	02/09/10	469.58	647.92	178.34	13.00
59	ASSA ABLOY AB ADR	03/02/10	569.47	735.14	165.67	15.00
23	ASSA ABLOY AB ADR	05/24/10	226.27	286.58	60.31	6.00





THE MOE-LIFE FOUNDATION



# Fiscal Statement

## CURRENT PORTFOLIO SUMMARY

Quantity	Security Description	Date Acquired	Total/Adj Cost Basis	Fiscal Year Value 12/31/11	Unrealized Gain or (Loss)	Est Annual Income
37	ATLANTIA SPA SHS	01/18/11	387.53	292.67	(94.86)	13.00
45	ATLANTIA SPA SHS	02/09/11	495.36	355.95	(139.41)	16.00
45	ATLANTIA SPA SHS	02/15/11	488.58	355.95	(132.63)	16.00
22	ATLANTIA SPA SHS	10/03/11	156.03	174.02	17.99	8.00
14	BAYER AG SP ADR	12/22/11	876.16	893.20	17.04	23.00
15	BRITISH SKY BDCT SPD ADR	10/20/11	689.81	679.35	(10.46)	23.00
22	BRITISH AMN TOBACO SPADR	01/26/07	1,319.52	2,087.36	767.84	85.00
4	BRITISH AMN TOBACO SPADR	08/05/08	299.47	379.52	80.05	16.00
8	BRITISH AMN TOBACO SPADR	10/14/08	464.42	759.04	294.62	31.00
4	BG GROUP PLC SPON ADR	07/21/08	450.06	428.00	(22.06)	5.00
4	BG GROUP PLC SPON ADR	09/25/08	421.98	428.00	6.02	5.00
1	BG GROUP PLC SPON ADR	08/26/10	82.03	107.00	24.97	2.00
3	BG GROUP PLC SPON ADR	08/27/10	248.22	321.00	72.78	4.00
1	BG GROUP PLC SPON ADR	08/30/10	83.72	107.00	23.28	2.00
4	BG GROUP PLC SPON ADR	09/08/11	426.88	428.00	1.12	5.00
34	BNP PARIBAS SPONSORD ADR	03/17/09	665.16	668.10	2.94	38.00
3	BNP PARIBAS SPONSORD ADR	05/10/10	102.75	58.95	(43.80)	4.00

### Equities



PLEASE SEE REVERSE SIDE

Page 6 of 42

Statement Period Year Ending 12/31/11

Account No 208-04005

X 0082661



THE MOE-LIFE FOUNDATION



CURRENT PORTFOLIO SUMMARY

Quantity	Security Description	Date Acquired	Total/Adj Cost Basis	Fiscal Year Value 12/31/11	Unrealized Gain or (Loss)	Est Annual Income
	<b>Equities</b>					
11	BNP PARIBAS SPONSORD ADR	05/11/10	360.43	216.15	(144.28)	13.00
9	BNP PARIBAS SPONSORD ADR	11/08/10	341.41	176.85	(164.56)	10.00
10	BNP PARIBAS SPONSORD ADR	10/13/11	227.33	196.50	(30.83)	12.00
7	BHP BILLITON LTD ADR	05/11/09	376.46	494.41	117.95	15.00
7	BHP BILLITON LTD ADR	06/02/09	420.82	494.41	73.59	15.00
16	BHP BILLITON LTD ADR	06/09/10	989.06	1,130.08	141.02	33.00
4	BHP BILLITON LTD ADR	02/25/11	374.26	282.52	(91.74)	9.00
42	BAYERISCHE MOTORENWERKE AG BMW SHS	02/09/11	1,185.55	933.66	(251.89)	18.00
17	BAYERISCHE MOTORENWERKE AG BMW SHS	02/15/11	478.18	377.91	(100.27)	7.00
11	BAYERISCHE MOTORENWERKE AG BMW SHS	04/01/11	318.90	244.53	(74.37)	5.00
16	BAYERISCHE MOTORENWERKE AG BMW SHS	06/23/11	492.02	355.68	(136.34)	7.00
8	CANON INC ADR REP5SH	09/11/07	423.31	352.32	(70.99)	12.00
15	CANON INC ADR REP5SH	04/16/08	709.00	660.60	(48.40)	22.00
14	CANON INC ADR REP5SH	10/31/08	476.05	616.56	140.51	21.00
3	CANON INC ADR REP5SH	02/05/09	82.62	132.12	49.50	5.00

PLEASE SEE REVERSE SIDE  
 Page 7 of 42  
 Statement Period Year Ending 12/31/11  
 Account No. 208-04005





THE MOE-LIFE FOUNDATION



CURRENT PORTFOLIO SUMMARY

Quantity	Security Description	Date Acquired	Total/Adj Cost Basis	Fiscal Year Value 12/31/11	Unrealized Gain or (Loss)	Est Annual Income
21	DAITO TR CONSTRUCTION CO LTD SHS	06/25/10	293.80	447.30	153.50	17.00
16	DAITO TR CONSTRUCTION CO LTD SHS	09/08/10	247.25	340.80	93.55	13.00
24	DAITO TR CONSTRUCTION CO LTD SHS	10/06/10	377.62	511.20	133.58	19.00
12	DAITO TR CONSTRUCTION CO LTD SHS	03/11/11	242.63	255.60	12.97	10.00
8	DAITO TR CONSTRUCTION CO LTD SHS	03/17/11	146.48	170.40	23.92	7.00
16	DAITO TR CONSTRUCTION CO LTD SHS	03/18/11	312.33	340.80	28.47	13.00
20	DANONE-SPONS ADR	07/06/10	222.21	252.80	30.59	6.00
28	DANONE-SPONS ADR	08/03/10	326.79	353.92	27.13	8.00
50	DANONE-SPONS ADR	10/25/10	646.11	632.00	(14.11)	13.00
18	FANUC LTD-UNSP	05/07/09	246.56	455.40	208.84	7.00
27	FANUC LTD-UNSP	06/04/09	366.41	683.10	316.69	11.00
18	FANUC LTD-UNSP	06/04/10	320.44	455.40	134.96	7.00
30	FANUC LTD-UNSP	09/22/10	620.46	759.00	138.54	12.00
40	GLAXOSMITHKLINE PLC ADR	01/23/04	1,769.97	1,825.20	55.23	89.00

Equities



PLEASE SEE REVERSE SIDE  
 Statement Period Year Ending 12/31/11  
 Page 8 of 42  
 Account No 208-04005



THE MOE-LIFE FOUNDATION

# EMA Fiscal Statement

## CURRENT PORTFOLIO SUMMARY

Quantity	Security Description	Date Acquired	Total/Adj Cost Basis	Fiscal Year Value 12/31/11	Unrealized Gain or (Loss)	Est Annual Income
19	GLAXOSMITHKLINE PLC ADR	12/23/08	687.74	866.97	179.23	42.00
13	GLAXOSMITHKLINE PLC ADR	02/01/10	505.18	593.19	88.01	29.00
4	GLAXOSMITHKLINE PLC ADR	02/02/10	156.73	182.52	25.79	9.00
15	GEA GROUP AG ADR	08/04/11	471.96	421.80	(50.16)	9.00
5	HONDA MOTOR ADR NEW	06/15/10	150.95	152.75	1.80	4.00
13	HONDA MOTOR ADR NEW	08/19/10	427.67	397.15	(30.52)	9.00
13	HONDA MOTOR ADR NEW	09/16/10	452.34	397.15	(55.19)	9.00
8	HONDA MOTOR ADR NEW	11/24/10	297.87	244.40	(53.47)	6.00
3	HONDA MOTOR ADR NEW	11/26/10	110.53	91.65	(18.88)	3.00
9	HONDA MOTOR ADR NEW	03/16/11	344.13	274.95	(69.18)	7.00
33	INFORMA PLC UNSP ADR	01/27/11	479.69	368.28	(111.41)	14.00
19	INFORMA PLC UNSP ADR	02/03/11	273.36	212.04	(61.32)	8.00
14	INFORMA PLC UNSP ADR	02/04/11	203.66	156.24	(47.42)	6.00
12	INFORMA PLC UNSP ADR	03/01/11	169.94	133.92	(36.02)	5.00
9	INFORMA PLC UNSP ADR	03/02/11	126.54	100.44	(26.10)	4.00
30	INFORMA PLC UNSP ADR	08/08/11	351.50	334.80	(16.70)	13.00
10	INFORMA PLC UNSP ADR	09/02/11	117.12	111.60	(5.52)	5.00

### Equities

PLEASE SEE REVERSE SIDE

Statement Period Year Ending 12/31/11 Account No 208-04005

Page 9 of 42

X 00362854





THE MOE-LIFE FOUNDATION



CURRENT PORTFOLIO SUMMARY

Quantity	Security Description	Date Acquired	Total/Adj Cost Basis	Fiscal Year Value 12/31/11	Unrealized Gain or (Loss)	Est Annual Income
33	ING GP NV SPSP ADR	10/26/10	368.59	236.61	(131.98)	
64	ING GP NV SPSP ADR	11/10/10	717.14	458.88	(258.26)	
39	ING GP NV SPSP ADR	05/27/11	465.49	279.63	(185.86)	
24	ING GP NV SPSP ADR	09/13/11	156.53	172.08	15.55	
25	ING GP NV SPSP ADR	10/13/11	202.99	179.25	(23.74)	
16	JS GROUP CORP SHS	01/24/11	809.48	684.00	(125.48)	16.00
9	JS GROUP CORP SHS	03/10/11	440.30	342.00	(98.30)	8.00
4	JS GROUP CORP SHS	03/11/11	194.34	152.00	(42.34)	4.00
59	JULIUS BAER GROUP ADR	07/05/11	499.47	457.25	(42.22)	7.00
31	JULIUS BAER GROUP ADR	07/05/11	263.52	240.25	(23.27)	4.00
23	JULIUS BAER GROUP ADR	08/31/11	189.85	178.25	(11.60)	3.00
20	LVMH MOET HENNESSY ADR	04/24/09	306.56	562.00	255.44	10.00
23	LVMH MOET HENNESSY ADR	06/02/09	404.25	646.30	242.05	11.00
9	LVMH MOET HENNESSY ADR	07/05/11	331.80	252.90	(78.90)	5.00
16	MERCK KGAA	04/26/11	539.39	531.68	(7.71)	7.00
14	MERCK KGAA	04/27/11	473.32	465.22	(8.10)	6.00
8	MERCK KGAA	09/16/11	221.36	265.84	44.48	4.00



PLEASE SEE REVERSE SIDE

Statement Period Year Ending 12/31/11 Account No 208-04005

Page 10 of 42



THE MOE-LIFE FOUNDATION

# EMA<sup>SM</sup> Fiscal Statement

## CURRENT PORTFOLIO SUMMARY

Quantity	Security Description	Date Acquired	Total/Adj Cost Basis	Fiscal Year Value 12/31/11	Unrealized Gain or (Loss)	Est Annual Income
50	MITSUBISHI ESTATE ADR	05/01/09	664.25	744.50	80.25	7.00
20	MITSUBISHI ESTATE ADR	09/10/09	363.41	297.80	(65.61)	3.00
10	NOVARTIS ADR	02/02/06	553.61	571.70	18.09	21.00
20	NOVARTIS ADR	07/12/06	1,124.39	1,143.40	19.01	41.00
5	NOVARTIS ADR	04/24/08	250.15	285.85	35.70	11.00
12	NOVARTIS ADR	01/28/10	648.67	686.04	37.37	25.00
5	NOVARTIS ADR	09/01/10	266.18	285.85	19.67	11.00
6	NOVARTIS ADR	08/05/11	344.10	343.02	(1.08)	13.00
24	PETROFAC LTD.	04/05/11	306.29	268.56	(37.73)	6.00
55	PETROFAC LTD.	04/06/11	703.89	615.45	(88.44)	12.00
24	PETROFAC LTD.	07/20/11	288.02	268.56	(19.46)	6.00
9	POTASH CORP SASKATCHEWAN	07/02/10	256.92	371.52	114.60	3.00
3	POTASH CORP SASKATCHEWAN	11/05/10	141.09	123.84	(17.25)	1.00
9	POTASH CORP SASKATCHEWAN	12/16/10	415.99	371.52	(44.47)	3.00
4	POTASH CORP SASKATCHEWAN	08/16/11	217.63	165.12	(52.51)	2.00
31	PRUDENTIAL PLC ADR	03/19/09	264.90	611.94	347.04	26.00
17	PRUDENTIAL PLC ADR	08/03/10	310.78	335.58	24.80	14.00

### Equities



PLEASE SEE REVERSE SIDE  
 Page 11 of 42  
 Statement Period Year Ending 12/31/11  
 Account No. 208-04005



THE MOE-LIFE FOUNDATION



CURRENT PORTFOLIO SUMMARY

Quantity	Security Description	Date Acquired	Total/Adj Cost Basis	Fiscal Year Value 12/31/11	Unrealized Gain or (Loss)	Est Annual Income
15	PRUDENTIAL PLC ADR	09/29/10	301.08	296.10	(4.98)	13.00
1	PRUDENTIAL PLC ADR	11/17/10	19.46	19.74	0.28	1.00
3	PRUDENTIAL PLC ADR	11/18/10	59.43	59.22	(0.21)	3.00
25	PRUDENTIAL PLC ADR	09/09/11	463.93	493.50	29.57	21.00
11	RYANAIR HLDGS PLC SP ADR	07/01/11	326.24	306.46	(19.78)	
6	RYANAIR HLDGS PLC SP ADR	07/05/11	176.32	167.16	(9.16)	
10	RYANAIR HLDGS PLC SP ADR	07/15/11	270.22	278.60	8.38	
7	RYANAIR HLDGS PLC SP ADR	08/31/11	185.48	195.02	9.54	
5	RYANAIR HLDGS PLC SP ADR	09/16/11	126.24	139.30	13.06	
9	RYANAIR HLDGS PLC SP ADR	09/19/11	222.41	250.74	28.33	
7	RYANAIR HLDGS PLC SP ADR	10/03/11	181.21	195.02	13.81	
8	REXAM PLC- NEW NEW ADR	02/08/11	237.70	218.00	(19.70)	9.00
8	REXAM PLC- NEW NEW ADR	02/09/11	237.00	218.00	(19.00)	9.00

Equities



PLEASE SEE REVERSE SIDE

Page 12 of 42

Statement Period Year Ending 12/31/11

Account No 208-04005



THE MOE-LIFE FOUNDATION



**CURRENT PORTFOLIO SUMMARY**

Quantity	Security Description	Date Acquired	Total/Adj Cost Basis	Fiscal Year Value 12/31/11	Unrealized Gain or (Loss)	Est Annual Income
	<b>Equities</b>					
15	REXAM PLC- NEW NEW ADR	03/01/11	451.69	408.75	(42.94)	16.00
2	REXAM PLC- NEW NEW ADR	03/02/11	59.00	54.50	(4.50)	3.00
11	REXAM PLC- NEW NEW ADR	06/28/11	333.01	299.75	(33.26)	12.00
10	REXAM PLC- NEW NEW ADR	08/17/11	298.76	272.50	(26.26)	11.00
9	REXAM PLC- NEW NEW ADR	10/07/11	228.15	245.25	17.10	10.00
25	ROYAL DUTCH SHELL PLC SPONS ADR A	04/27/10	1,532.21	1,827.25	295.04	72.00
5	ROYAL DUTCH SHELL PLC SPONS ADR A	09/01/10	275.60	365.45	89.85	15.00
3	ROYAL DUTCH SHELL PLC SPONS ADR A	11/05/10	203.06	219.27	16.21	9.00
7	ROGERS COMMUNICATIONS B	11/09/09	215.27	269.57	54.30	10.00
8	ROGERS COMMUNICATIONS B	03/01/10	270.93	308.08	37.15	12.00
10	ROGERS COMMUNICATIONS B	05/03/10	366.99	385.10	18.11	14.00
18	SAP AG SHS	09/09/09	895.02	953.10	58.08	19.00
21	SAP AG SHS	03/16/10	971.05	1,111.95	140.90	22.00
7	SAP AG SHS	04/21/10	341.33	370.65	29.32	8.00
6	SAP AG SHS	08/12/11	317.56	317.70	0.14	7.00



PLEASE SEE REVERSE SIDE  
 Page 13 of 42  
 Statement Period Year Ending 12/31/11  
 Account No 208-04005



THE MOE-LIFE FOUNDATION



CURRENT PORTFOLIO SUMMARY

Quantity	Security Description	Date Acquired	Total/Adj Cost Basis	Fiscal Year Value 12/31/11	Unrealized Gain or (Loss)	Est Annual Income
			<b>Equities</b>			
5	SAP AG SHS	09/16/11	259.34	264.75	5.41	6.00
3	SIEMENS AG ADR	02/28/11	403.38	286.83	(116.55)	9.00
1	SIEMENS AG ADR	03/01/11	134.47	95.61	(38.86)	3.00
6	SIEMENS AG ADR	05/17/11	787.39	573.66	(213.73)	18.00
61	SAMPO PLC SHS	07/26/10	740.89	752.13	11.24	41.00
38	SAMPO PLC SHS	08/20/10	459.84	468.54	8.70	26.00
27	SANOFI ADR	08/25/04	933.13	986.58	53.45	36.00
25	SANOFI ADR	05/16/06	1,215.48	913.50	(301.98)	34.00
16	SANOFI ADR	12/24/08	496.13	584.64	88.51	22.00
11	SANOFI ADR	01/14/09	352.99	401.94	48.95	15.00
15	SANOFI ADR	02/11/09	456.61	548.10	91.49	20.00
3	SANOFI ADR	11/05/10	107.62	109.62	2.00	4.00
66	SWEDBANK A B ADR	04/12/11	1,228.31	848.10	(380.21)	16.00
31	SWEDBANK A B ADR	06/23/11	481.09	398.35	(82.74)	8.00
91	SUMITOMO MITSUI-UNSPONS ADR	05/01/09	630.32	501.41	(128.91)	21.00
80	SUMITOMO MITSUI-UNSPONS ADR	01/20/10	506.16	440.80	(65.36)	19.00





THE MOE-LIFE FOUNDATION

# EMA<sup>SM</sup> Fiscal Statement


## CURRENT PORTFOLIO SUMMARY

Quantity	Security Description	Date Acquired	Total/Adj Cost Basis	Fiscal Year Value 12/31/11	Unrealized Gain or (Loss)	Est Annual Income
52	SUMITOMO MITSUI-UNSPONS ADR	03/31/10	347.35	286.52	(60.83)	12.00
21	SUMITOMO MITSUI-UNSPONS ADR	12/08/10	132.15	115.71	(16.44)	5.00
45	SUMITOMO MITSUI-UNSPONS ADR	03/16/11	285.54	247.95	(37.59)	11.00
33	TOTAL S A SP ADR	01/29/04	1,455.22	1,686.63	231.41	89.00
77	TELSTRA CORP ADR	11/29/10	1,058.90	1,312.85	253.95	102.00
87	TELSTRA CORP ADR	02/18/11	1,313.29	1,483.35	170.06	115.00
10	TELSTRA CORP ADR	08/15/11	161.69	170.50	8.81	14.00
14	TECHNIP SP ADR	09/24/10	272.70	330.40	57.70	6.00
24	TECHNIP SP ADR	10/28/10	496.98	566.40	69.42	10.00
16	TECHNIP SP ADR	12/17/10	366.24	377.60	11.36	7.00
49	TULLOW OIL PLC SHS	03/25/10	465.62	526.55	60.93	3.00
30	TULLOW OIL PLC SHS	05/11/10	243.17	322.38	79.21	2.00
21	TULLOW OIL PLC SHS	11/22/10	202.07	225.67	23.60	2.00
13	UNILEVER PLC NEW ADR	01/13/04	281.18	435.76	154.58	17.00
31	UNILEVER PLC NEW ADR	07/10/07	1,043.31	1,039.12	(4.19)	39.00

### Equities



PLEASE SEE REVERSE SIDE  
 Page 15 of 42  
 Statement Period Year Ending 12/31/11  
 Account No 208-04005



THE MOE-LIFE FOUNDATION



CURRENT PORTFOLIO SUMMARY

Quantity	Security Description	Date Acquired	Total/Adj Cost Basis	Fiscal Year Value 12/31/11	Unrealized Gain or (Loss)	Est Annual Income
	<b>Equities</b>					
29	UNILEVER PLC NEW ADR	09/24/08	798.20	972.08	173.88	36.00
12	UNILEVER PLC NEW ADR	08/12/11	393.06	402.24	9.18	15.00
24	VALEO SPONSORED ADR	06/01/11	780.83	474.72	(306.11)	18.00
5	VALEO SPONSORED ADR	06/30/11	169.67	98.90	(70.77)	4.00
7	VALEO SPONSORED ADR	08/31/11	185.36	138.46	(46.90)	5.00
8	VALEO SPONSORED ADR	10/13/11	196.09	158.24	(37.85)	6.00
12	VALEO SPONSORED ADR	12/22/11	243.54	237.36	(6.18)	9.00
14	VODAFONE GROU PLC SP ADR	07/28/08	364.02	392.42	28.40	21.00
25	VODAFONE GROU PLC SP ADR	09/26/08	583.08	700.75	117.67	37.00
239	WOLSELEY PLC ADR EST MKT PRICE AS OF 12/29/11	10/20/11	670.18	776.75	106.57	15.00
8	WM MORRISON SUPERMARKETS PLC SHS	11/02/09	187.75	201.20	13.45	7.00
19	WM MORRISON SUPERMARKETS PLC SHS	07/02/10	382.90	477.85	94.95	17.00
18	WM MORRISON SUPERMARKETS PLC SHS	09/20/10	432.11	452.70	20.59	16.00
18	WM MORRISON SUPERMARKETS PLC SHS	11/30/10	384.37	452.70	68.33	16.00



PLEASE SEE REVERSE SIDE  
 Page 16 of 42  
 Statement Period Year Ending 12/31/11  
 Account No 208-04005



THE MOE-LIFE FOUNDATION



CURRENT PORTFOLIO SUMMARY

Quantity	Security Description	Date Acquired	Total/Adj Cost Basis	Fiscal Year Value 12/31/11	Unrealized Gain or (Loss)	Est Annual Income
239	XSTRATA PLC-ADR EST MKT PRICE AS OF 12/29/11	03/10/10	867.67	702.66	(165.01)	9.00
169	XSTRATA PLC-ADR	06/10/10	489.29	496.86	7.57	6.00
118	XSTRATA PLC-ADR	08/19/10	391.88	346.92	(44.96)	5.00
174	XSTRATA PLC-ADR	10/27/11	621.77	511.56	(110.21)	6.00
70	YAHOO JAPAN CORP SHS EST MKT PRICE AS OF 12/29/11	01/26/10	827.96	744.10	(83.86)	9.00
30	YAHOO JAPAN CORP SHS	03/05/10	381.37	318.90	(62.47)	4.00
40	YAHOO JAPAN CORP SHS	10/08/10	486.78	425.20	(61.58)	5.00
40	YAHOO JAPAN CORP SHS	01/31/11	505.49	425.20	(80.29)	5.00
	<b>Total Equities</b>		<b>82,348.04</b>	<b>84,967.42</b>	<b>2,619.38</b>	<b>2,639.00</b>

PLEASE SEE REVERSE SIDE  
 Page 17 of 42  
 Statement Period Year Ending 12/31/11  
 Account No 208-04005





THE MOE-LIFE FOUNDATION



**CURRENT PORTFOLIO SUMMARY**

Quantity	Security Description	Date Acquired	Total/Adj Cost Basis	Fiscal Year Value 12/31/11	Unrealized Gain or (Loss)	Est Accrued Interest	Est Annual Income
	CASH		13.62	13.62			
6,502	ML BANK DEPOSIT PROGRAM	08/16/04	6,502.00	6,502.00			9.75
	<b>Total Cash and Money Funds</b>		<b>6,515.62</b>	<b>6,515.62</b>			<b>9.75</b>

**CURRENT PORTFOLIO SUMMARY**

Quantity	Security Description	Date Acquired	Total/Adj Cost Basis	Fiscal Year Value 12/31/11	Unrealized Gain or (Loss)	Est Annual Income
	<b>Equities</b>					
24	ADOBE SYS DEL PV\$ 0.001	01/18/11	820.54	678.48	(142.06)	
5	AT&T INC	12/15/05	123.97	151.20	27.23	9.00
26	AT&T INC	01/20/06	642.10	786.24	144.14	46.00
17	AT&T INC	01/25/07	626.38	514.08	(112.30)	30.00
19	AT&T INC	05/25/10	453.03	574.56	121.53	34.00
18	AT&T INC	06/11/10	454.05	544.32	90.27	32.00
10	AT&T INC	08/15/11	288.02	302.40	14.38	18.00
6	AT&T INC	08/22/11	171.30	181.44	10.14	11.00
17	AT&T INC	09/20/11	495.27	514.08	18.81	30.00


PLEASE SEE REVERSE SIDE.

Page 5 of 70  
Statement Period Year Ending 12/31/11  
Account No 208-04006





THE MOE-LIFE FOUNDATION



CURRENT PORTFOLIO SUMMARY

Quantity	Security Description	Date Acquired	Total/Adj Cost Basis	Fiscal Year Value 12/31/11	Unrealized Gain or (Loss)	Est Annual Income
20	AT& T INC	09/22/11	555 17	604 80	49 63	36.00
16	ANADARKO PETE CORP	06/23/10	649 50	1,221.28	571.78	6.00
12	ANADARKO PETE CORP	02/17/11	941.46	915.96	(25.50)	5.00
7	APACHE CORP	05/28/10	631.36	634.06	2.70	5.00
5	APACHE CORP	11/10/10	550.84	452.90	(97.94)	3.00
3	APACHE CORP	07/13/11	377.51	271 74	(105.77)	2.00
11	ARCHER DANIELS MIDLD	12/08/09	338 36	314.60	(23 76)	8.00
10	ARCHER DANIELS MIDLD	12/11/09	305 43	286 00	(19.43)	7 00
11	ARCHER DANIELS MIDLD	12/15/09	340 38	314.60	(25 78)	8 00
3	BARRICK GOLD CORPORATION	12/07/09	126 86	135.75	8 89	2 00
7	BARRICK GOLD CORPORATION	06/21/10	312.01	316 75	4.74	5 00
5	BARRICK GOLD CORPORATION	09/30/10	229 21	226 25	(2 96)	3 00
6	BARRICK GOLD CORPORATION	09/19/11	323.58	271 50	(52.08)	4 00
9	BRISTOL-MYERS SQUIBB CO	11/29/11	283 10	317 16	34 06	13.00
8	BRISTOL-MYERS SQUIBB CO	12/01/11	262 62	281 92	19 30	11 00
9	BRISTOL-MYERS SQUIBB CO	12/02/11	296 87	317 16	20 29	13 00
7	BRISTOL-MYERS SQUIBB CO	12/06/11	232.35	246 68	14 33	10.00



PLEASE SEE REVERSE SIDE  
 Page 6 of 70  
 Statement Period Year Ending 12/31/11  
 Account No. 208-04006



THE MOE-LIFE FOUNDATION



CURRENT PORTFOLIO SUMMARY

Quantity	Security Description	Date Acquired	Total/Adj Cost Basis	Fiscal Year Value 12/31/11	Unrealized Gain or (Loss)	Est Annual Income
6	BRISTOL-MYERS SQUIBB CO	12/14/11	201.00	211.44	10.44	9.00
8	COMCAST CORP NEW CL A	01/12/10	133.13	189.68	56.55	4.00
14	COMCAST CORP NEW CL A	05/20/10	238.24	331.94	93.70	7.00
14	COMCAST CORP NEW CL A	06/29/10	245.66	331.94	86.28	7.00
10	COMCAST CORP NEW CL A	09/30/10	179.97	237.10	57.13	5.00
19	COMCAST CORP NEW CL A	10/01/10	341.78	450.49	108.71	9.00
8	CVS CAREMARK CORP	08/30/11	286.11	326.24	40.13	6.00
10	CVS CAREMARK CORP	09/02/11	359.90	407.80	47.90	7.00
10	CVS CAREMARK CORP	09/06/11	355.71	407.80	52.09	7.00
9	CVS CAREMARK CORP	09/09/11	329.87	367.02	37.15	6.00
3	CVS CAREMARK CORP	09/12/11	109.22	122.34	13.12	2.00
7	CVS CAREMARK CORP	11/28/11	263.45	285.46	22.01	5.00
6	CARNIVAL CORP PAIRED SHS	03/13/09	121.11	195.84	74.73	6.00
15	CARNIVAL CORP PAIRED SHS	06/30/09	386.80	489.60	102.80	15.00
5	CARNIVAL CORP PAIRED SHS	06/07/10	174.52	163.20	(11.32)	5.00
3	CHEVRON CORP	01/04/08	280.36	319.20	38.84	10.00
6	CHEVRON CORP	09/11/09	423.61	638.40	214.79	20.00

Equities

PLEASE SEE REVERSE SIDE  
 Statement Page  
 Year Ending 12/31/11 7 of 70  
 Account No 208-04006





THE MOE-LIFE FOUNDATION



CURRENT PORTFOLIO SUMMARY

Quantity	Security Description	Date Acquired	Total/Adj Cost Basis	Fiscal Year Value 12/31/11	Unrealized Gain or (Loss)	Est Annual Income
	<b>Equities</b>					
11	CHEVRON CORP	09/14/09	779.37	1,170.40	391.03	36.00
4	CHEVRON CORP	09/18/09	290.76	425.60	134.84	13.00
3	CHEVRON CORP	09/30/09	211.18	319.20	108.02	10.00
6	CHEVRON CORP	01/25/10	449.83	638.40	188.57	20.00
10	CHEVRON CORP	05/06/10	795.91	1,064.00	268.09	33.00
3	CHEVRON CORP	06/04/10	213.32	319.20	105.88	10.00
4	CHEVRON CORP	10/13/10	335.48	425.60	90.12	13.00
2	CATERPILLAR INC DEL	09/25/07	152.19	181.20	29.01	4.00
1	CATERPILLAR INC DEL	05/19/08	84.36	90.60	6.24	2.00
12	CATERPILLAR INC DEL	05/12/09	449.45	1,087.20	637.75	23.00
9	CATERPILLAR INC DEL	06/30/09	297.40	815.40	518.00	17.00
3	CATERPILLAR INC DEL	10/01/10	233.96	271.80	37.84	6.00
17	CLIFFS NATURAL RESOURCES INC	12/04/09	714.34	1,059.95	345.61	20.00
2	CLIFFS NATURAL RESOURCES INC	06/07/10	99.10	124.70	25.60	3.00
6	COIDIEN PLC SHS NEW	02/25/09	211.27	270.06	58.79	6.00
15	CITIGROUP INC COM NEW	01/26/10	476.92	394.65	(82.27)	1.00

PLEASE SEE REVERSE SIDE

Page 8 of 70 Statement Period Year Ending 12/31/11 Account No. 208-04006





THE MOE-LIFE FOUNDATION



CURRENT PORTFOLIO SUMMARY

Quantity	Security Description	Date Acquired	Total/Adj Cost Basis	Fiscal Year Value 12/31/11	Unrealized Gain or (Loss)	Est Annual Income
	<b>Equities</b>					
7	CITIGROUP INC COM NEW	02/19/10	238.42	184.17	(54.25)	1.00
7	CITIGROUP INC COM NEW	03/29/10	291.20	184.17	(107.03)	1.00
10	CITIGROUP INC COM NEW	03/31/10	405.12	263.10	(142.02)	1.00
6	CITIGROUP INC COM NEW	04/14/10	284.09	157.86	(126.23)	1.00
4	CITIGROUP INC COM NEW	05/10/10	168.92	105.24	(63.68)	1.00
12	CITIGROUP INC COM NEW	09/23/10	462.00	315.72	(146.28)	1.00
19	CIGNA CORP	08/16/10	629.54	798.00	168.46	1.00
8	CIGNA CORP	09/13/10	281.57	336.00	54.43	1.00
9	CIGNA CORP	11/05/10	335.61	378.00	42.39	1.00
19	CISCO SYSTEMS INC COM	11/14/11	362.14	343.52	(18.62)	5.00
19	CISCO SYSTEMS INC COM	11/18/11	352.96	343.52	(9.44)	5.00
11	CISCO SYSTEMS INC COM	11/28/11	198.32	198.88	0.56	3.00
8	CISCO SYSTEMS INC COM	11/29/11	142.97	144.64	1.67	2.00
8	CISCO SYSTEMS INC COM	12/07/11	151.06	144.64	(6.42)	2.00
12	COLGATE PALMOLIVE	08/16/10	912.00	1,108.68	196.68	28.00
2	COLGATE PALMOLIVE	04/07/11	162.41	184.78	22.37	5.00
3	COLGATE PALMOLIVE	08/10/11	244.42	277.17	32.75	7.00



PLEASE SEE REVERSE SIDE  
 Statement Period  
 Year Ending 12/31/11 Account No  
 208-04006



THE MOE-LIFE FOUNDATION



CURRENT PORTFOLIO SUMMARY

Quantity	Security Description	Date Acquired	Total/Adj Cost Basis	Fiscal Year Value 12/31/11	Unrealized Gain or (Loss)	Est Annual Income
30	CORNING INC	12/21/10	576.93	389.40	(187.53)	9.00
50	CORNING INC	12/22/10	967.13	649.00	(318.13)	15.00
15	DEVON ENERGY CORP NEW	11/12/10	1,080.79	930.00	(150.79)	11.00
2	DELTA AIR LINES INC	12/31/08	22.56	16.18	(6.38)	
35	DELTA AIR LINES INC	01/13/09	386.29	283.15	(103.14)	
19	DISNEY (WALT) CO COM STK	01/27/11	750.21	712.50	(37.71)	12.00
19	DISNEY (WALT) CO COM STK	02/14/11	821.24	712.50	(108.74)	12.00
10	DISNEY (WALT) CO COM STK	02/24/11	417.92	375.00	(42.92)	6.00
15	DISNEY (WALT) CO COM STK	05/11/11	628.00	562.50	(65.50)	9.00
21	DOW CHEMICAL CO	07/24/09	422.55	603.96	181.41	21.00
18	DOW CHEMICAL CO	08/27/09	382.16	517.68	135.52	18.00
4	DOW CHEMICAL CO	10/01/09	98.49	115.04	16.55	4.00
13	DOW CHEMICAL CO	10/22/09	332.60	373.88	41.28	13.00
9	DOW CHEMICAL CO	01/20/10	269.89	258.84	(11.05)	9.00
15	DOW CHEMICAL CO	12/09/10	507.87	431.40	(76.47)	15.00
11	E M C CORPORATION MASS	03/16/10	206.60	236.94	30.34	
18	E M C CORPORATION MASS	03/30/10	326.33	387.72	61.39	

Equities



PLEASE SEE REVERSE SIDE

Statement Period Year Ending 12/31/11 Account No 208-04006

Page 10 of 70

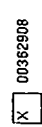


THE MOE-LIFE FOUNDATION



CURRENT PORTFOLIO SUMMARY

Quantity	Security Description	Date Acquired	Total/Adj Cost Basis	Fiscal Year Value 12/31/11	Unrealized Gain or (Loss)	Est Annual Income
	<b>Equities</b>					
22	E M C CORPORATION MASS	12/14/10	499.64	473.88	(25.76)	
21	EATON CORP	07/01/08	873.01	914.13	41.12	29.00
12	EATON CORP	12/26/08	280.64	522.36	241.72	17.00
27	EXXON MOBIL CORP COM	12/14/09	1,886.86	2,288.52	401.66	51.00
3	EXXON MOBIL CORP COM	03/16/10	199.37	254.28	54.91	6.00
2	EXXON MOBIL CORP COM	04/27/10	139.96	169.52	29.56	4.00
8	EXXON MOBIL CORP COM	04/29/10	548.19	678.08	129.89	16.00
15	EL PASO CORPORATION	03/01/06	192.38	398.55	206.17	1.00
30	EL PASO CORPORATION	12/15/06	458.65	797.10	338.45	2.00
15	EL PASO CORPORATION	02/05/08	242.87	398.55	155.68	1.00
9	EL PASO CORPORATION	02/06/08	146.60	239.13	92.53	1.00
30	EL PASO CORPORATION	11/19/09	289.60	797.10	507.50	2.00
17	EL PASO CORPORATION	12/02/09	164.46	451.69	287.23	1.00
14	EMERSON ELEC CO	07/31/09	511.12	652.26	141.14	23.00
14	EMERSON ELEC CO	01/03/11	805.49	652.26	(153.23)	23.00
6	EMERSON ELEC CO	02/09/11	365.83	279.54	(86.29)	10.00
34	FORD MOTOR CO	09/30/09	245.02	365.84	120.82	7.00





THE MOE-LIFE FOUNDATION



CURRENT PORTFOLIO SUMMARY

Quantity	Security Description	Date Acquired	Total/Adj Cost Basis	Fiscal Year Value 12/31/11	Unrealized Gain or (Loss)	Est Annual Income
53	FORD MOTOR CO	12/31/09	530.24	570.28	40.04	11.00
14	GOLDMAN SACHS GROUP INC	12/30/08	1,087.47	1,266.02	178.55	20.00
4	GOLDMAN SACHS GROUP INC	07/27/10	589.09	361.72	(227.37)	6.00
2	GOLDMAN SACHS GROUP INC	08/16/10	296.72	180.86	(115.86)	3.00
2	GOLDMAN SACHS GROUP INC	09/01/10	278.44	180.86	(97.58)	3.00
1	GOLDMAN SACHS GROUP INC	09/22/10	149.94	90.43	(59.51)	2.00
9	GENERAL ELECTRIC	02/07/07	326.54	161.19	(165.35)	7.00
1	GENERAL ELECTRIC	02/09/07	35.79	17.91	(17.88)	1.00
16	GENERAL ELECTRIC	09/04/07	621.49	286.56	(334.93)	11.00
31	GENERAL ELECTRIC	11/26/08	486.01	555.21	69.20	22.00
43	GENERAL ELECTRIC	03/23/11	839.92	770.13	(69.79)	30.00
53	GENERAL ELECTRIC	06/24/11	958.03	949.23	(8.80)	37.00
15	GENERAL ELECTRIC	11/29/11	225.59	268.65	43.06	11.00
2	HALLIBURTON COMPANY	06/30/09	41.36	69.02	27.66	1.00
15	HALLIBURTON COMPANY	09/09/09	379.17	517.65	138.48	6.00
1	HESS CORP	03/30/09	54.93	56.80	1.87	1.00
5	HESS CORP	03/31/09	272.63	284.00	11.37	2.00

Equities



PLEASE SEE REVERSE SIDE

Page 12 of 70

Statement Period Year Ending 12/31/11

Account No 208-04006



THE MOE-LIFE FOUNDATION



CURRENT PORTFOLIO SUMMARY

Quantity	Security Description	Date Acquired	Total/Adj Cost Basis	Fiscal Year Value 12/31/11	Unrealized Gain or (Loss)	Est Annual Income
9	HESS CORP	06/03/09	534.35	511.20	(23.15)	4.00
3	HESS CORP	11/09/10	208.78	170.40	(38.38)	2.00
1	HESS CORP	11/10/10	70.08	56.80	(13.28)	1.00
15	HERTZ GLOBAL HOLDINGS IN	08/06/08	131.42	175.80	44.38	
85	HERTZ GLOBAL HOLDINGS IN	02/27/09	268.28	996.20	727.92	
59	HERTZ GLOBAL HOLDINGS IN	03/02/09	172.52	691.48	518.96	
30	HERTZ GLOBAL HOLDINGS IN	05/21/10	309.60	351.60	42.00	
3	HERTZ GLOBAL HOLDINGS IN	05/24/10	31.03	35.16	4.13	
26	HERTZ GLOBAL HOLDINGS IN	10/01/10	264.83	304.72	39.89	
4	HSN INC	01/21/10	75.60	145.04	69.44	2.00
10	HSN INC	01/22/10	188.12	362.60	174.48	5.00
23	HSN INC	01/25/10	430.01	833.98	403.97	12.00
14	HSN INC	03/31/10	419.22	507.64	88.42	7.00
6	HSN INC	05/20/10	149.12	217.56	68.44	3.00
7	HSN INC	06/24/10	169.39	253.82	84.43	4.00
2	HSN INC	06/25/10	48.59	72.52	23.93	1.00
6	HSN INC	08/25/10	158.41	217.56	59.15	3.00

Equities

PLEASE SEE REVERSE SIDE

Page 13 of 70  
Statement Period Year Ending 12/31/11  
Account No 208-04006





THE MOE-LIFE FOUNDATION



CURRENT PORTFOLIO SUMMARY

Quantity	Security Description	Date Acquired	Total/Adj Cost Basis	Fiscal Year Value 12/31/11	Unrealized Gain or (Loss)	Est Annual Income
3	HSN INC	08/30/10	79.20	108.78	29.58	2.00
8	HYATT HOTELS CORP	02/01/10	237.56	301.12	63.56	
14	HYATT HOTELS CORP	02/02/10	421.63	526.96	105.33	
8	HYATT HOTELS CORP	06/30/10	295.92	301.12	5.20	
3	HYATT HOTELS CORP	07/01/10	108.11	112.92	4.81	
17	HEWLETT PACKARD CO DEL	01/18/11	787.52	437.92	(349.60)	9.00
1	HEWLETT PACKARD CO DEL	01/30/11	48.10	25.76	(22.34)	1.00
8	HEWLETT PACKARD CO DEL	11/07/11	220.03	206.08	(13.95)	4.00
8	HEWLETT PACKARD CO DEL	11/28/11	208.68	206.08	(2.60)	4.00
4	HEWLETT PACKARD CO DEL	12/01/11	113.32	103.04	(10.28)	2.00
15	INTEL CORP	06/30/09	247.91	363.75	115.84	13.00
19	INTEL CORP	10/10/11	434.22	460.75	26.53	16.00
13	INTEL CORP	10/14/11	303.69	315.25	11.56	11.00
12	INTEL CORP	10/17/11	279.03	291.00	11.97	11.00
53	INTL PAPER CO	11/10/10	1,379.34	1,568.80	189.46	56.00
1	INTL PAPER CO	11/11/10	25.86	29.60	3.74	2.00
8	JPMORGAN CHASE & CO	10/19/07	364.14	266.00	(98.14)	8.00

PLEASE SEE REVERSE SIDE

Statement Period Year Ending 12/31/11 Account No. 208-04006

Page 14 of 70

X 00362811

00-17-6080B-IPSS000 05-2011





THE MOE-LIFE FOUNDATION



# Fiscal Statement

## CURRENT PORTFOLIO SUMMARY

Quantity	Security Description	Date Acquired	Total/Adj Cost Basis	Fiscal Year Value 12/31/11	Unrealized Gain or (Loss)	Est Annual Income
5	JPMORGAN CHASE & CO	12/28/07	215.69	166.25	(49.44)	5.00
24	JPMORGAN CHASE & CO	12/31/07	1,032.44	798.00	(234.44)	24.00
29	JPMORGAN CHASE & CO	03/03/08	1,157.36	964.25	(193.11)	29.00
29	JPMORGAN CHASE & CO	06/11/08	1,089.60	964.25	(125.35)	29.00
9	JPMORGAN CHASE & CO	06/20/08	339.07	299.25	(39.82)	9.00
14	JPMORGAN CHASE & CO	09/12/08	575.05	465.50	(109.55)	14.00
14	JPMORGAN CHASE & CO	12/01/08	413.08	465.50	52.42	14.00
12	JPMORGAN CHASE & CO	09/22/10	478.92	399.00	(79.92)	12.00
14	JPMORGAN CHASE & CO	11/22/10	540.84	465.50	(75.34)	14.00
10	JOHNSON AND JOHNSON COM	08/04/09	609.18	655.80	46.62	23.00
5	JOHNSON AND JOHNSON COM	09/14/09	301.89	327.90	26.01	12.00
3	JOHNSON AND JOHNSON COM	09/22/09	182.73	196.74	14.01	7.00
3	JOHNSON AND JOHNSON COM	11/12/10	191.03	196.74	5.71	7.00
16	JOHNSON AND JOHNSON COM	04/28/11	1,047.78	1,049.28	1.50	37.00
11	JOHNSON AND JOHNSON COM	06/01/11	736.71	721.38	(15.33)	26.00
5	JOHNSON AND JOHNSON COM	09/22/11	309.33	327.90	18.57	12.00
2	KEYCORP NEW COM	04/09/10	16.72	15.38	(1.34)	1.00

### Equities



PLEASE SEE REVERSE SIDE  
 Page 15 of 70  
 Statement Period Year Ending 12/31/11  
 Account No 208-04006



THE MOE-LIFE FOUNDATION



CURRENT PORTFOLIO SUMMARY

Quantity	Security Description	Date Acquired	Total/Adj Cost Basis	Fiscal Year Value 12/31/11	Unrealized Gain or (Loss)	Est Annual Income
14	KEYCORP NEW COM	07/01/10	103.69	107.66	3.97	2.00
22	KEYCORP NEW COM	09/07/10	169.19	169.18	(0.01)	3.00
31	KEYCORP NEW COM	10/20/10	250.93	238.39	(12.54)	4.00
19	KROGER CO	12/31/09	391.94	460.18	68.24	9.00
3	M&T BANK CORPORATION	03/16/09	122.60	229.02	106.42	9.00
26	MORGAN STANLEY	04/23/09	560.72	393.38	(167.34)	6.00
3	MORGAN STANLEY	05/07/09	83.63	45.39	(38.24)	1.00
27	MORGAN STANLEY	05/08/09	700.09	408.51	(291.58)	6.00
34	MARRIOTT INTL INC NEW A	03/16/09	492.45	991.78	499.33	14.00
13	MARRIOTT INTL INC NEW A	06/30/09	270.52	379.21	108.69	6.00
9	METLIFE INC COM	06/30/09	268.83	280.62	11.79	7.00
3	METLIFE INC COM	08/16/10	116.10	93.54	(22.56)	3.00
6	METLIFE INC COM	08/18/10	231.99	187.08	(44.91)	5.00
9	METLIFE INC COM	11/05/10	378.25	280.62	(97.63)	7.00
7	MCKESSON CORPORATION COM	04/29/11	581.12	545.37	(35.75)	6.00
2	MARATHON OIL CORP	09/30/09	38.03	58.54	20.51	2.00
9	MARATHON OIL CORP	10/21/09	190.96	263.43	72.47	6.00

Equities



PLEASE SEE REVERSE SIDE

Page 16 of 70

Statement Period Year Ending 12/31/11

Account No 208-04006



THE MOE-LIFE FOUNDATION



CURRENT PORTFOLIO SUMMARY

Quantity	Security Description	Date Acquired	Total/Adj Cost Basis	Fiscal Year Value 12/31/11	Unrealized Gain or (Loss)	Est Annual Income
9	MARATHON OIL CORP	12/03/09	173.93	263.43	89.50	6.00
5	MARATHON OIL CORP	04/26/10	98.72	146.35	47.63	3.00
10	MARATHON OIL CORP	04/27/10	191.85	292.70	100.85	6.00
27	MERCK AND CO INC SHS	08/04/09	804.58	1,017.90	213.32	46.00
5	MERCK AND CO INC SHS	08/13/10	174.79	188.50	13.71	9.00
4	MERCK AND CO INC SHS	08/19/10	138.33	150.80	12.47	7.00
20	MERCK AND CO INC SHS	05/03/11	731.69	754.00	22.31	34.00
9	MERCK AND CO INC SHS	05/18/11	337.66	339.30	1.64	16.00
2	MARATHON PETROLEUM CORP	09/30/09	51.45	66.58	15.13	2.00
5	MARATHON PETROLEUM CORP	10/21/09	142.04	166.45	24.41	5.00
4	MARATHON PETROLEUM CORP	12/03/09	104.58	133.16	28.58	4.00
3	MARATHON PETROLEUM CORP	04/26/10	79.85	99.87	20.02	3.00
5	MARATHON PETROLEUM CORP	04/27/10	129.78	166.45	36.67	5.00
34	MICROSOFT CORP	05/19/11	840.13	882.64	42.51	28.00
17	MICROSOFT CORP	05/24/11	410.51	441.32	30.81	14.00
13	NEXTERA ENERGY INC SHS	08/10/10	695.39	791.44	96.05	29.00
5	OMNICOM GROUP COM	05/12/09	159.23	222.90	63.67	5.00

Equities

PLEASE SEE REVERSE SIDE  
 Page 17 of 70  
 Statement Period Year Ending 12/31/11  
 Account No 208-04006





THE MOE-LIFE FOUNDATION



# Fiscal Statement

## CURRENT PORTFOLIO SUMMARY

Quantity	Security Description	Date Acquired	Total/Adj Cost Basis	Fiscal Year Value 12/31/11	Unrealized Gain or (Loss)	Est Annual Income
9	OMNICOM GROUP COM	09/30/09	331.60	401.22	69.62	9.00
17	OMNICOM GROUP COM	12/03/10	801.98	757.86	(44.12)	17.00
9	OMNICOM GROUP COM	12/06/10	426.98	401.22	(25.76)	9.00
23	ORACLE CORP \$0.01 DEL	09/08/10	551.23	589.95	38.72	6.00
5	PG&E CORP	09/30/09	202.37	206.10	3.73	10.00
5	PG&E CORP	01/25/10	220.95	206.10	(14.85)	10.00
8	PG&E CORP	05/06/10	346.07	329.76	(16.31)	15.00
10	PPL CORPORATION	06/23/10	244.55	294.20	49.65	14.00
9	PPL CORPORATION	08/10/10	239.48	264.78	25.30	13.00
10	PPL CORPORATION	08/18/11	271.59	294.20	22.61	14.00
33	PRUDENTIAL FINANCIAL INC	12/17/10	1,917.07	1,653.96	(263.11)	48.00
5	PRUDENTIAL FINANCIAL INC	02/24/11	319.98	250.60	(69.38)	8.00
6	PROGRESS ENERGY INC	01/14/04	265.45	336.12	70.67	15.00
9	PROGRESS ENERGY INC	10/10/07	423.29	504.18	80.89	23.00
6	PROGRESS ENERGY INC	05/18/10	238.67	336.12	97.45	15.00
11	PNC FINCL SERVICES GROUP	04/10/08	713.94	634.37	(79.57)	16.00
9	PNC FINCL SERVICES GROUP	04/15/08	561.63	519.03	(42.60)	13.00



PLEASE SEE REVERSE SIDE  
 Page 18 of 70  
 Statement Period Year Ending 12/31/11  
 Account No 208-04006



THE MOE-LIFE FOUNDATION



# Fiscal Statement

## CURRENT PORTFOLIO SUMMARY

Quantity	Security Description	Date Acquired	Total/Adj Cost Basis	Fiscal Year Value 12/31/11	Unrealized Gain or (Loss)	Est Annual Income
	<b>Equities</b>					
2	PNC FINCL SERVICES GROUP	04/21/08	130.79	115.34	(15.45)	3.00
5	PNC FINCL SERVICES GROUP	06/19/08	289.94	288.35	(1.59)	7.00
3	PNC FINCL SERVICES GROUP	07/16/08	159.34	173.01	13.67	5.00
10	PHILIP MORRIS INTL INC	03/07/11	637.73	784.80	147.07	31.00
5	PHILIP MORRIS INTL INC	08/02/11	352.78	392.40	39.62	16.00
7	PHILIP MORRIS INTL INC	08/10/11	461.11	549.36	88.25	22.00
7	PEPSICO INC	01/27/10	419.18	464.45	45.27	15.00
7	PEPSICO INC	11/10/10	454.67	464.45	9.78	15.00
111	PFIZER INC	11/12/10	1,875.18	2,402.04	526.86	98.00
85	PFIZER INC	01/05/11	1,544.85	1,839.40	294.55	75.00
13	PFIZER INC	09/22/11	226.05	281.32	55.27	12.00
27	PROCTER & GAMBLE CO	11/18/10	1,730.63	1,801.17	70.54	57.00
10	PROCTER & GAMBLE CO	02/07/11	647.06	667.10	20.04	21.00
8	PROCTER & GAMBLE CO	05/03/11	525.67	533.68	8.01	17.00
4	PROCTER & GAMBLE CO	08/02/11	243.47	266.84	23.37	9.00
11	PROCTER & GAMBLE CO	08/10/11	653.55	733.81	80.26	24.00
5	PROCTER & GAMBLE CO	09/19/11	319.28	333.55	14.27	11.00



PLEASE SEE REVERSE SIDE  
 Page 19 of 70  
 Statement Period Year Ending 12/31/11  
 Account No 208-04006



THE MOE-LIFE FOUNDATION



CURRENT PORTFOLIO SUMMARY

Quantity	Security Description	Date Acquired	Total/Adj Cost Basis	Fiscal Year Value 12/31/11	Unrealized Gain or (Loss)	Est Annual Income
34	REGIONS FINL CORP	09/30/09	211.30	146.20	(65.10)	2.00
15	REGIONS FINL CORP	10/14/09	90.53	64.50	(26.03)	1.00
50	REGIONS FINL CORP	01/27/10	308.41	215.00	(93.41)	2.00
34	REGIONS FINL CORP	04/14/10	296.16	146.20	(149.96)	2.00
5	SCHLUMBERGER LTD	12/21/06	318.59	341.55	22.96	5.00
5	SCHLUMBERGER LTD	11/25/08	224.72	341.55	116.83	5.00
3	SCHLUMBERGER LTD	12/01/08	133.75	204.93	71.18	3.00
6	SCHLUMBERGER LTD	05/15/09	313.31	409.86	96.55	6.00
8	SCHLUMBERGER LTD	06/22/09	420.58	546.48	125.90	8.00
4	SCHLUMBERGER LTD	01/25/10	264.03	273.24	9.21	4.00
11	SUNCOR ENERGY INC NEW	10/28/09	372.58	317.13	(55.45)	5.00
10	SUNCOR ENERGY INC NEW	12/07/09	355.34	288.30	(67.04)	5.00
12	SUNCOR ENERGY INC NEW	11/10/10	432.08	345.96	(86.12)	6.00
17	SOUTHERN COMPANY	07/12/11	686.82	786.93	100.11	33.00
2	SOUTHERN COMPANY	07/13/11	80.99	92.58	11.59	4.00
6	SOUTHERN COMPANY	08/16/11	241.22	277.74	36.52	12.00
8	SOUTHERN COMPANY	08/18/11	320.05	370.32	50.27	16.00

Equities



PLEASE SEE REVERSE SIDE

Statement Period Year Ending 12/31/11 Account No. 208-04006

Page 20 of 70


**CURRENT PORTFOLIO SUMMARY**

Quantity	Security Description	Date Acquired	Total/Adj Cost Basis	Fiscal Year Value 12/31/11	Unrealized Gain or (Loss)	Est Annual Income
<b>Equities</b>						
9	SOUTHERN COMPANY	09/20/11	387.14	416.61	29.47	18.00
10	SUNTRUST BKS INC COM	06/30/09	164.62	177.00	12.38	2.00
21	SUNTRUST BKS INC COM	07/01/09	343.33	371.70	28.37	5.00
32	SUNTRUST BKS INC COM	09/24/09	747.14	566.40	(180.74)	7.00
11	SUNTRUST BKS INC COM	10/19/09	232.42	194.70	(37.72)	3.00
13	SUNTRUST BKS INC COM	11/13/09	262.71	230.10	(32.61)	3.00
9	SUNTRUST BKS INC COM	12/18/09	181.13	159.30	(21.83)	2.00
11	SUNTRUST BKS INC COM	02/03/10	255.93	194.70	(61.23)	3.00
8	SUNTRUST BKS INC COM	10/20/10	200.48	141.60	(58.88)	2.00
5	TEVA PHARMACTCL INDS ADR	03/30/07	187.35	201.80	14.45	4.00
6	TEVA PHARMACTCL INDS ADR	04/10/07	227.08	242.16	15.08	5.00
10	TEVA PHARMACTCL INDS ADR	04/30/07	384.09	403.60	19.51	8.00
4	TEVA PHARMACTCL INDS ADR	06/29/07	164.42	161.44	(2.98)	4.00
57	TEXAS INSTRUMENTS	12/09/10	1,923.16	1,659.27	(263.89)	39.00
13	TARGET CORP COM	12/24/08	423.87	665.86	241.99	16.00
3	TARGET CORP COM	03/16/09	87.02	153.66	66.64	4.00
7	TRAVELERS COS INC	10/25/11	399.62	414.19	14.57	12.00





THE MOE-LIFE FOUNDATION



CURRENT PORTFOLIO SUMMARY

Quantity	Security Description	Date Acquired	Total/Adj Cost Basis	Fiscal Year Value 12/31/11	Unrealized Gain or (Loss)	Est Annual Income
4	TRAVELERS COS INC	11/04/11	232.13	236.68	4.55	7.00
3	TRAVELERS COS INC	11/28/11	162.69	177.51	14.82	5.00
2	TRAVELERS COS INC	11/29/11	108.38	118.34	9.96	4.00
2	TRAVELERS COS INC	12/16/11	114.68	118.34	3.66	4.00
3	TRAVELERS COS INC	12/19/11	172.53	177.51	4.98	5.00
4	TIME WARNER CABLE INC SHS	01/07/09	123.76	254.28	130.52	8.00
3	TIME WARNER CABLE INC SHS	08/07/09	105.68	190.71	85.03	6.00
6	TIME WARNER CABLE INC SHS	09/30/09	258.12	381.42	123.30	12.00
11	TIME WARNER CABLE INC SHS	01/03/11	741.35	699.27	(42.08)	22.00
9	THE MOSAIC COMPANY COMMON SHARES	11/23/09	493.73	453.87	(39.86)	2.00
7	THE MOSAIC COMPANY COMMON SHARES	12/07/09	422.95	353.01	(69.94)	2.00
7	THE MOSAIC COMPANY COMMON SHARES	01/13/10	433.55	353.01	(80.54)	2.00
8	UNITEDHEALTH GROUP INC	02/27/09	160.70	405.44	244.74	6.00

Equities



PLEASE SEE REVERSE SIDE  
Page 22 of 70  
Statement Period Year Ending 12/31/11  
Account No 208-04006



THE MOE-LIFE FOUNDATION

# EMA Fiscal Statement

## CURRENT PORTFOLIO SUMMARY

Quantity	Security Description	Date Acquired	Total/Adj Cost Basis	Fiscal Year Value 12/31/11	Unrealized Gain or (Loss)	Est Annual Income
	<b>Equities</b>					
7	UNITEDHEALTH GROUP INC	03/13/09	146 73	354.76	208 03	5 00
12	UNITEDHEALTH GROUP INC	03/27/09	255 56	608 16	352 60	8 00
6	UNITEDHEALTH GROUP INC	10/02/09	146 73	304.08	157 35	4 00
9	UNITEDHEALTH GROUP INC	11/09/09	259 06	456 12	197 06	6 00
23	UNITEDHEALTH GROUP INC	12/31/09	707 20	1,165 64	458 44	15 00
7	UNITEDHEALTH GROUP INC	10/01/10	245 61	354 76	109 15	5.00
3	UNITEDHEALTH GROUP INC	10/04/10	105 29	152 04	46 75	2 00
12	UNITED STS STL CORP NEW	01/27/10	550 03	317 52	(232 51)	3 00
7	UNITED STS STL CORP NEW	07/01/10	264 07	185 22	(78 85)	2 00
10	UNITED STS STL CORP NEW	09/21/10	446 96	264 60	(182 36)	2 00
15	UNITED TECHS CORP COM	02/02/11	1,235 68	1,096 35	(139 33)	29 00
10	UNITED TECHS CORP COM	02/09/11	838 21	730 90	(107 31)	20 00
32	VALERO ENERGY CORP NEW	03/31/10	630 35	673 60	43 25	20 00
14	VALERO ENERGY CORP NEW	05/20/10	251 66	294 70	43 04	9 00
6	VERIZON COMMUNICATNS COM	05/01/09	170 44	240 72	70 28	12 00
11	VERIZON COMMUNICATNS COM	05/29/09	298 48	441 32	142 84	22 00
20	VERIZON COMMUNICATNS COM	06/19/09	561 16	802 40	241 24	40 00



PLEASE SEE REVERSE SIDE  
 Page 23 of 70  
 Statement Period Year Ending 12/31/11  
 Account No 208-04006



THE MOE-LIFE FOUNDATION



CURRENT PORTFOLIO SUMMARY

Quantity	Security Description	Date Acquired	Total/Adj Cost Basis	Fiscal Year Value 12/31/11	Unrealized Gain or (Loss)	Est Annual Income
10	VERIZON COMMUNICATNS COM	07/30/10	290.31	401.20	110.89	20.00
11	VERIZON COMMUNICATNS COM	12/14/11	419.83	441.32	21.49	22.00
20,119	FRAC MARRIOTT INTL INC NEW A	12/16/09	5.43	0.00		
20	ZIONS BANCORP COM	03/13/09	185.81	325.60	139.79	1.00
16	ZIONS BANCORP COM	09/09/09	257.38	260.48	3.10	1.00
11	ZIONS BANCORP COM	09/25/09	194.65	179.08	(15.57)	1.00
3	ZIONS BANCORP COM	09/30/09	53.59	48.84	(4.75)	1.00
4	ZIONS BANCORP COM	10/14/09	72.54	65.12	(7.42)	1.00
9	ZIONS BANCORP COM	11/11/09	118.79	146.52	27.73	1.00
6	WELLS FARGO & CO NEW DEL	02/08/08	175.40	165.36	(10.04)	3.00
15	WELLS FARGO & CO NEW DEL	03/03/08	425.93	413.40	(12.53)	8.00
13	WELLS FARGO & CO NEW DEL	03/31/08	380.86	358.28	(22.58)	7.00
25	WELLS FARGO & CO NEW DEL	04/14/08	679.52	689.00	9.48	12.00
52	WELLS FARGO & CO NEW DEL	06/27/08	1,254.39	1,433.12	178.73	25.00
48	WELLS FARGO & CO NEW DEL	11/07/08	1,321.36	1,322.88	1.52	24.00
11	WELLS FARGO & CO NEW DEL	01/15/09	226.48	303.16	76.68	6.00

Equities



PLEASE SEE REVERSE SIDE  
 Page 24 of 70  
 Statement Period Year Ending 12/31/11  
 Account No. 208-04006



THE MOE-LIFE FOUNDATION



CURRENT PORTFOLIO SUMMARY

Quantity	Security Description	Date Acquired	Total/Adj Cost Basis	Fiscal Year Value 12/31/11	Unrealized Gain or (Loss)	Est Annual Income
30	WELLS FARGO & CO NEW DEL	12/31/09	813.36	826.80	13.44	15.00
<b>Total Equities</b>			<b>126,445.67</b>	<b>138,051.61</b>	<b>11,611.37</b>	<b>3,448.00</b>

PLEASE SEE REVERSE SIDE  
 Page 25 of 70  
 Statement Period Year Ending 12/31/11  
 Account No. 208-04006





THE MOE-LIFE FOUNDATION

# EMA<sup>SM</sup> Fiscal Statement

## CURRENT PORTFOLIO SUMMARY

Quantity	Security Description	Date Acquired	Total/Adj Cost Basis	Fiscal Year Value 12/31/11	Unrealized Gain or (Loss)	Est Accrued Interest	Est Annual Income
	CASH		32.39	32.39			
3,271	ML BANK DEPOSIT PROGRAM	08/11/04	3,271.00	3,271.00			4.91
	<b>Total Cash and Money Funds</b>		<b>3,303.39</b>	<b>3,303.39</b>			<b>4.91</b>

## CURRENT PORTFOLIO SUMMARY

Quantity	Security Description	Date Acquired	Total/Adj Cost Basis	Fiscal Year Value 12/31/11	Unrealized Gain or (Loss)	Est Annual Income
<b>Equities</b>						
27	ABERCROMBIE & FITCH CO	09/29/11	1,742.35	1,318.68	(423.67)	19.00
8	ABERCROMBIE & FITCH CO	11/04/11	463.56	390.72	(72.84)	6.00
1	ABERCROMBIE & FITCH CO	11/07/11	58.87	48.84	(10.03)	1.00
1	AMAZON COM INC COM	09/14/10	146.18	173.10	26.92	
6	AMAZON COM INC COM	08/23/11	1,146.32	1,038.60	(107.72)	
7	ALLERGAN INC	11/04/09	406.52	614.18	207.66	2.00
6	ALLERGAN INC	02/05/10	345.16	526.44	181.28	2.00
8	ALLERGAN INC	11/01/10	589.60	701.92	112.32	2.00
11	ALLERGAN INC	11/02/10	821.31	965.14	143.83	3.00





THE MOE-LIFE FOUNDATION



**CURRENT PORTFOLIO SUMMARY**

Quantity	Security Description	Date Acquired	Total/Adj Cost Basis	Fiscal Year Value 12/31/11	Unrealized Gain or (Loss)	Est Annual Income
34	AMN ELEC POWER CO	05/23/11	1,307.76	1,404.54	96.78	64.00
19	AMN ELEC POWER CO	05/24/11	735.28	784.89	49.61	36.00
38	AMER EXPRESS COMPANY	10/25/11	1,896.64	1,792.46	(104.18)	28.00
22	ASML HLDG N.V. NEW YORK REGISTRY SHAR	10/31/11	930.05	919.38	(10.67)	11.00
26	ASML HLDG N.V. NEW YORK REGISTRY SHAR	12/06/11	1,080.02	1,086.54	6.52	13.00
7	ASML HLDG N.V. NEW YORK REGISTRY SHAR	12/08/11	291.27	292.53	1.26	4.00
5	APPLE INC	03/24/08	700.57	2,025.00	1,324.43	
3	APPLE INC	03/25/08	428.42	1,215.00	786.58	
2	APPLE INC	04/18/08	323.08	810.00	486.92	
9	APPLE INC	10/22/08	893.34	3,645.00	2,751.66	
9	APPLE INC	11/24/08	799.93	3,645.00	2,845.07	
5	APPLE INC	12/09/08	499.53	2,025.00	1,525.47	
2	APPLE INC	10/30/09	390.24	810.00	419.76	
3	APPLE INC	02/05/10	579.46	1,215.00	635.54	
15	BORG WARNER INC COM	08/11/10	685.56	956.10	270.54	

**Equities**



PLEASE SEE REVERSE SIDE  
 Page 6 of 82  
 Statement Period Year Ending 12/31/11  
 Account No. 208-04007



THE MOE-LIFE FOUNDATION



CURRENT PORTFOLIO SUMMARY

Quantity	Security Description	Date Acquired	Total/Adj Cost Basis	Fiscal Year Value 12/31/11	Unrealized Gain or (Loss)	Est Annual Income
			<b>Equities</b>			
6	BORG WARNER INC COM	10/28/11	454.81	382.44	(72.37)	
14	BORG WARNER INC COM	12/05/11	976.54	892.36	(84.18)	
7	BIOGEN IDEC INC	11/02/11	795.03	770.35	(24.68)	
1	BIOGEN IDEC INC	11/03/11	113.76	110.05	(3.71)	
8	BIOGEN IDEC INC	11/23/11	886.08	880.40	(5.68)	
16	BG GROUP PLC SPON ADR	04/19/11	1,945.41	1,712.00	(233.41)	19.00
7	BOEING COMPANY	06/11/10	453.85	513.45	59.60	13.00
11	BOEING COMPANY	07/22/10	734.28	806.85	72.57	20.00
14	BOEING COMPANY	12/02/11	999.26	1,026.90	27.64	25.00
22	CITRIX SYSTEMS INC COM	04/22/10	1,049.29	1,335.84	286.55	
14	CITRIX SYSTEMS INC COM	07/27/10	672.96	850.08	177.12	
8	CITRIX SYSTEMS INC COM	10/25/10	488.30	485.76	(2.54)	
2	CITRIX SYSTEMS INC COM	10/26/10	123.77	121.44	(2.33)	
34	COACH INC	01/28/10	1,188.78	2,075.36	886.58	31.00
16	CERNER CORP COM	11/21/11	910.16	980.00	69.84	
6	COVIDIEN PLC SHS NEW	01/26/10	305.36	270.06	(35.30)	6.00
16	COVIDIEN PLC SHS NEW	02/01/10	803.65	720.16	(83.49)	15.00

PLEASE SEE REVERSE SIDE  
Statement Period  
Year Ending 12/31/11 Account No  
Page 7 of 82 208-04007





THE MOE-LIFE FOUNDATION



CURRENT PORTFOLIO SUMMARY

Quantity	Security Description	Date Acquired	Total/Adj Cost Basis	Fiscal Year Value 12/31/11	Unrealized Gain or (Loss)	Est Annual Income
20	COVIDIEN PLC SHS NEW	04/29/10	969.22	900.20	(69.02)	18.00
3	COCA COLA COM	01/28/10	163.36	209.91	46.55	6.00
9	COCA COLA COM	02/10/10	485.01	629.73	144.72	17.00
33	COCA COLA COM	03/05/10	1,801.74	2,309.01	507.27	63.00
23	COCA COLA COM	05/18/11	1,564.17	1,609.31	45.14	44.00
23	COCA COLA COM	06/23/11	1,503.26	1,609.31	106.05	44.00
13	COMERICA INC COM	04/07/11	498.68	335.40	(163.28)	6.00
16	COMERICA INC COM	04/08/11	607.88	412.80	(195.08)	7.00
11	COMERICA INC COM	04/11/11	419.86	283.80	(136.06)	5.00
19	COMERICA INC COM	04/12/11	729.40	490.20	(239.20)	8.00
11	DANAHER CORP DEL COM	05/16/11	595.03	517.44	(77.59)	2.00
27	DANAHER CORP DEL COM	05/17/11	1,443.94	1,270.08	(173.86)	3.00
9	E M C CORPORATION MASS	04/09/09	119.03	193.86	74.83	
61	E M C CORPORATION MASS	06/03/09	761.36	1,313.94	552.58	
26	E M C CORPORATION MASS	10/30/09	438.70	560.04	121.34	
20	EXPRESS SCRIPTS INC COM	06/14/10	1,068.03	893.80	(174.23)	
17	EXPRESS SCRIPTS INC COM	05/16/11	1,015.68	759.73	(255.95)	

Equities



PLEASE SEE REVERSE SIDE

Statement Period Year Ending 12/31/11 Account No. 208-04007

Page 8 of 82



THE MOE-LIFE FOUNDATION



**CURRENT PORTFOLIO SUMMARY**

Quantity	Security Description	Date Acquired	Total/Adj Cost Basis	Fiscal Year Value 12/31/11	Unrealized Gain or (Loss)	Est Annual Income
	<b>Equities</b>					
2	EXPRESS SCRIPTS INC COM	05/17/11	119.07	89.38	(29.69)	5.00
7	EOG RESOURCES INC	10/15/10	700.16	689.57	(10.59)	7.00
10	EOG RESOURCES INC	10/18/10	1,012.46	985.10	(27.36)	4.00
5	EOG RESOURCES INC	02/24/11	558.57	492.55	(66.02)	8.00
11	EOG RESOURCES INC	12/05/11	1,127.53	1,083.61	(43.92)	19.00
19	EDWARDS LIFESCENCES CRP	12/13/11	1,276.06	1,343.30	67.24	6.00
8	EDWARDS LIFESCENCES CRP	12/14/11	527.87	565.60	37.73	3.00
26	FAMILY DOLLAR STORES	10/19/11	1,502.15	1,499.16	(2.99)	8.00
7	FAMILY DOLLAR STORES	10/20/11	403.27	403.62	0.35	19.00
4	FAMILY DOLLAR STORES	12/02/11	235.35	230.64	(4.71)	6.00
11	FAMILY DOLLAR STORES	12/05/11	652.53	634.26	(18.27)	3.00
3	GOOGLE INC CL A	02/11/11	1,871.58	1,937.70	66.12	8.00
2	GOOGLE INC CL A	02/14/11	1,256.85	1,291.80	34.95	
3	GOOGLE INC CL A	02/23/11	1,836.41	1,937.70	101.29	
1	GOOGLE INC CL A	04/01/11	594.01	645.90	51.89	
1	GOOGLE INC CL A	04/28/11	537.77	645.90	108.13	
2	GOOGLE INC CL A	05/04/11	1,074.59	1,291.80	217.21	





THE MOE-LIFE FOUNDATION



CURRENT PORTFOLIO SUMMARY

Quantity	Security Description	Date Acquired	Total/Adj Cost Basis	Fiscal Year Value 12/31/11	Unrealized Gain or (Loss)	Est Annual Income
1	GOOGLE INC CL A	08/03/11	600.03	645.90	45.87	
2	GOOGLE INC CL A	11/30/11	1,193.58	1,291.80	98.22	
3	ILLUMINA INC COM	01/13/11	206.84	91.44	(115.40)	
2	ILLUMINA INC COM	01/14/11	137.27	60.96	(76.31)	
15	ILLUMINA INC COM	03/16/11	957.53	457.20	(500.33)	
11	ILLUMINA INC COM	05/02/11	787.16	335.28	(451.88)	
5	ILLUMINA INC COM	05/03/11	356.84	152.40	(204.44)	
15	ILLUMINA INC COM	07/29/11	925.22	457.20	(468.02)	
16	INTEL CORP	05/19/11	376.11	388.00	11.89	14.00
72	INTEL CORP	05/19/11	1,680.38	1,746.00	65.62	61.00
8	JUNIPER NETWORKS INC	11/11/10	275.46	163.28	(112.18)	
44	JUNIPER NETWORKS INC	11/12/10	1,542.86	898.04	(644.82)	
11	JUNIPER NETWORKS INC	03/04/11	483.84	224.51	(259.33)	
10	JUNIPER NETWORKS INC	03/07/11	442.84	204.10	(238.74)	
42	JPMORGAN CHASE & CO	12/02/11	1,362.32	1,396.50	34.18	42.00
46	JPMORGAN CHASE & CO	12/05/11	1,555.35	1,529.50	(25.85)	46.00
26	JOHNSON AND JOHNSON COM	06/23/11	1,692.51	1,705.08	12.57	60.00

Equities

PLEASE SEE REVERSE SIDE





THE MOE-LIFE FOUNDATION

# EMA<sup>SM</sup> Fiscal Statement

## CURRENT PORTFOLIO SUMMARY

Quantity	Security Description	Date Acquired	Total/Adj Cost Basis	Fiscal Year Value 12/31/11	Unrealized Gain or (Loss)	Est Annual Income
<b>Equities</b>						
18	JOHNSON AND JOHNSON COM	07/20/11	1,193.67	1,180.44	(13.23)	42.00
1	KIMBERLY CLARK	09/22/11	68.82	73.56	4.74	3.00
25	KIMBERLY CLARK	10/03/11	1,770.99	1,839.00	68.01	70.00
9	KOHL'S CORP WISC PV 1CT	08/11/11	431.19	444.15	12.96	9.00
11	KOHL'S CORP WISC PV 1CT	09/16/11	526.30	542.85	16.55	11.00
18	KOHL'S CORP WISC PV 1CT	09/30/11	897.73	888.30	(9.43)	18.00
16	KROGER CO	06/24/11	391.88	387.52	(4.36)	8.00
57	KROGER CO	06/27/11	1,385.86	1,380.54	(5.32)	27.00
47	KROGER CO	07/05/11	1,179.98	1,138.34	(41.64)	22.00
20	LAUDER ESTEE COS INC A	08/10/11	1,839.66	2,246.40	406.74	21.00
3	LAUDER ESTEE COS INC A	08/15/11	280.97	336.96	55.99	4.00
8	LAS VEGAS SANDS CORP	06/07/11	389.27	341.84	(47.43)	
44	LAS VEGAS SANDS CORP	06/08/11	1,776.68	1,880.12	103.44	
13	LAS VEGAS SANDS CORP	08/04/11	580.61	555.49	(25.12)	
16	LORILLARD INC	10/04/11	1,769.36	1,824.00	54.64	84.00
6	MONSANTO CO NEW DEL COM	05/31/11	424.99	420.42	(4.57)	8.00
29	MONSANTO CO NEW DEL COM	06/01/11	2,045.11	2,032.03	(13.08)	35.00



PLEASE SEE REVERSE SIDE  
 Statement Period Year Ending 12/31/11  
 Page 11 of 82  
 Account No 208-04007



THE MOE-LIFE FOUNDATION



CURRENT PORTFOLIO SUMMARY

Quantity	Security Description	Date Acquired	Total/Adj Cost Basis	Fiscal Year Value 12/31/11	Unrealized Gain or (Loss)	Est Annual Income
	<b>Equities</b>					
14	MONSANTO CO NEW DEL COM	06/30/11	1,008.68	980.98	(27.70)	17.00
13	MONSANTO CO NEW DEL COM	10/14/11	960.29	910.91	(49.38)	16.00
4	MEAD JOHNSON NUTRTION CO	12/18/09	166.82	274.92	108.10	5.00
20	MEAD JOHNSON NUTRTION CO	01/06/10	898.04	1,374.60	476.56	21.00
14	MEAD JOHNSON NUTRTION CO	01/28/10	633.41	962.22	328.81	15.00
7	MEAD JOHNSON NUTRTION CO	12/22/11	477.17	481.11	3.94	8.00
17	MCDONALDS CORP COM	05/25/11	1,408.92	1,705.61	296.69	48.00
20	MCDONALDS CORP COM	05/26/11	1,648.68	2,006.60	357.92	56.00
43	MICROSOFT CORP	08/09/11	1,083.83	1,116.28	32.45	35.00
103	MICROSOFT CORP	08/18/11	2,562.99	2,673.88	110.89	83.00
22	NATIONAL-OILWELL VARCO INC	03/17/11	1,707.45	1,495.78	(211.67)	11.00
4	NATIONAL-OILWELL VARCO INC	03/18/11	314.91	271.96	(42.95)	2.00
12	NATIONAL-OILWELL VARCO INC	07/27/11	958.07	815.88	(142.19)	6.00
27	NETFLIX COM INC	11/04/11	2,443.31	1,870.83	(572.48)	
26	ORACLE CORP \$0 01 DEL	04/01/08	529.40	666.90	137.50	7.00

PLEASE SEE REVERSE SIDE  
 Page 12 of 82  
 Statement Period Year Ending 12/31/11  
 Account No 208-04007

00-17-6060B-IP55000 05-2011





THE MOE-LIFE FOUNDATION



CURRENT PORTFOLIO SUMMARY

Quantity	Security Description	Date Acquired	Total/Adj Cost Basis	Fiscal Year Value 12/31/11	Unrealized Gain or (Loss)	Est Annual Income
105	ORACLE CORP \$0.01 DEL	04/13/10	2,737.76	2,693.25	(44.51)	26.00
44	ORACLE CORP \$0.01 DEL	09/28/10	1,195.57	1,128.60	(66.97)	11.00
31	ORACLE CORP \$0.01 DEL	12/15/10	942.70	795.15	(147.55)	8.00
13	ORACLE CORP \$0.01 DEL	09/22/11	370.91	333.45	(37.46)	4.00
2	PEPSICO INC	05/18/11	142.16	132.70	(9.46)	5.00
21	PEPSICO INC	06/23/11	1,426.63	1,393.35	(33.28)	44.00
7	PEPSICO INC	09/22/11	419.75	464.45	44.70	15.00
3	PRAXAIR INC	08/26/11	282.20	320.70	38.50	6.00
13	PRAXAIR INC	08/29/11	1,253.82	1,389.70	135.88	26.00
3	PRAXAIR INC	08/30/11	291.99	320.70	28.71	6.00
1	PRECISION CASTPARTS	07/27/10	120.69	164.79	44.10	1.00
11	PRECISION CASTPARTS	07/28/10	1,347.61	1,812.69	465.08	2.00
7	PRECISION CASTPARTS	08/19/10	837.24	1,153.53	316.29	1.00
6	PRECISION CASTPARTS	10/21/10	815.61	988.74	173.13	1.00
15	PROCTER & GAMBLE CO	05/12/11	996.41	1,000.65	4.24	32.00
16	PROCTER & GAMBLE CO	05/17/11	1,075.04	1,067.36	(7.68)	34.00
11	PROCTER & GAMBLE CO	08/22/11	707.35	733.81	26.46	24.00

Equities



PLEASE SEE REVERSE SIDE

Statement Period: 12/31/11

Page: 13 of 82

Account No: 208-04007



THE MOE-LIFE FOUNDATION



CURRENT PORTFOLIO SUMMARY

Quantity	Security Description	Date Acquired	Total/Adj Cost Basis	Fiscal Year Value 12/31/11	Unrealized Gain or (Loss)	Est Annual Income
33	QUALCOMM INC	07/21/11	1,878.64	1,805.10	(73.54)	29.00
4	QUALCOMM INC	07/22/11	228.43	218.80	(9.63)	4.00
1	QUALCOMM INC	08/13/11	61.24	54.70	(6.54)	1.00
15	QUALCOMM INC	11/18/11	837.69	820.50	(17.19)	13.00
8	ROCKWELL AUTOMATION INC	12/09/11	616.39	586.96	(29.43)	14.00
20	ROCKWELL AUTOMATION INC	12/12/11	1,507.31	1,467.40	(39.91)	34.00
9	ROCKWELL AUTOMATION INC	12/13/11	684.41	660.33	(24.08)	16.00
8	RANGE RESOURCES CORP DEL	05/01/08	514.53	495.52	(19.01)	2.00
9	RANGE RESOURCES CORP DEL	09/05/08	384.06	557.46	173.40	2.00
8	RANGE RESOURCES CORP DEL	12/18/09	404.94	495.52	90.58	2.00
26	SANDISK CORP INC	12/05/11	1,322.90	1,279.46	(43.44)	
11	SANDISK CORP INC	12/06/11	558.57	541.31	(17.26)	
8	SANDISK CORP INC	12/22/11	397.21	393.68	(3.53)	
2	SANDISK CORP INC	12/23/11	100.27	98.42	(1.85)	
11	STERICYCLE INC COM	08/19/11	879.73	857.12	(22.61)	
28	STARWOOD HOTELS AND RESORTS WORLDWIDE NE	01/24/11	1,748.39	1,343.16	(405.23)	14.00

Equities





THE MOE-LIFE FOUNDATION



CURRENT PORTFOLIO SUMMARY

Quantity	Security Description	Date Acquired	Total/Adj Cost Basis	Fiscal Year Value 12/31/11	Unrealized Gain or (Loss)	Est Annual Income
4	STARWOOD HOTELS AND RESORTS WORLDWIDE NE	01/25/11	247.74	191.88	(55.86)	2.00
20	STARWOOD HOTELS AND RESORTS WORLDWIDE NE	08/04/11	952.45	959.40	6.95	10.00
9	STARWOOD HOTELS AND RESORTS WORLDWIDE NE	08/24/11	382.39	431.73	49.34	5.00
10	SCHLUMBERGER LTD	01/11/10	704.17	683.10	(21.07)	10.00
7	SCHLUMBERGER LTD	01/28/10	455.90	478.17	22.27	7.00
4	SCHLUMBERGER LTD	11/15/10	297.44	273.24	(24.20)	4.00
7	SCHLUMBERGER LTD	11/16/10	513.39	478.17	(35.22)	7.00
13	SCHLUMBERGER LTD	02/04/11	1,154.07	888.03	(266.04)	13.00
14	SCHLUMBERGER LTD	10/26/11	962.20	956.34	(5.86)	14.00
10	SCHLUMBERGER LTD	11/30/11	744.81	683.10	(61.71)	10.00
12	SALESFORCE COM INC	12/05/11	1,498.41	1,217.52	(280.89)	
3	SALESFORCE COM INC	12/06/11	374.30	304.38	(69.92)	
12	SIGMA ALDRICH CORP	06/23/11	815.69	749.52	(66.17)	9.00
3	SIGMA ALDRICH CORP	06/24/11	206.57	187.38	(19.19)	3.00
2	SIGMA ALDRICH CORP	07/08/11	151.27	124.92	(26.35)	2.00

Equities

PLEASE SEE REVERSE SIDE  
Page 15 of 82  
Statement Period Year Ending 12/31/11  
Account No 208-04007





THE MOE-LIFE FOUNDATION



# Fiscal Statement

## CURRENT PORTFOLIO SUMMARY

Quantity	Security Description	Date Acquired	Total/Adj Cost Basis	Fiscal Year Value 12/31/11	Unrealized Gain or (Loss)	Est Annual Income
11	SIGMA ALDRICH CORP	07/11/11	813.24	687.06	(126.18)	8.00
4	STARBUCKS CORP	05/10/10	106.86	184.04	77.18	3.00
34	STARBUCKS CORP	05/13/10	939.32	1,564.34	625.02	24.00
37	STARBUCKS CORP	09/27/10	972.45	1,702.37	729.92	26.00
21	TYCO INTL LTD NAMEN-AKT	06/10/11	977.99	980.91	2.92	21.00
6	TYCO INTL LTD NAMEN-AKT	06/29/11	293.33	280.26	(13.07)	6.00
16	TYCO INTL LTD NAMEN-AKT	06/30/11	789.74	747.36	(42.38)	16.00
3	TYCO INTL LTD NAMEN-AKT	07/01/11	148.53	140.13	(8.40)	3.00
40	TIME WARNER INC SHS	05/19/11	1,470.95	1,445.60	(25.35)	38.00
15	TIME WARNER INC SHS	05/20/11	551.87	542.10	(9.77)	15.00
48	TYSON FOODS INC CL A	06/23/11	889.69	990.72	101.03	8.00
52	TYSON FOODS INC CL A	06/24/11	981.53	1,073.28	91.75	9.00
10	TYSON FOODS INC CL A	08/09/11	165.48	206.40	40.92	2.00
16	TYSON FOODS INC CL A	08/10/11	264.86	330.24	65.38	3.00
27	UNITEDHEALTH GROUP INC	06/16/10	851.05	1,368.36	517.31	18.00
23	UNITEDHEALTH GROUP INC	10/26/10	858.98	1,165.64	306.66	15.00
20	UNION PACIFIC CORP	10/06/11	1,780.31	2,118.80	338.49	48.00

### Equities



PLEASE SEE REVERSE SIDE


Page 16 of 82

Statement Period Year Ending 12/31/11

Account No. 208-04007



THE MOE-LIFE FOUNDATION



CURRENT PORTFOLIO SUMMARY

Quantity	Security Description	Date Acquired	Total/Adj Cost Basis	Fiscal Year Value 12/31/11	Unrealized Gain or (Loss)	Est Annual Income
	<b>Equities</b>					
10	UNION PACIFIC CORP	10/07/11	890.92	1,059.40	168.48	24.00
1	UNION PACIFIC CORP	10/10/11	90.33	105.94	15.61	3.00
11	UNITED TECHS CORP COM	05/21/09	553.88	803.99	250.11	22.00
7	UNITED TECHS CORP COM	07/20/09	380.69	511.63	130.94	14.00
5	UNITED TECHS CORP COM	09/10/09	309.24	365.45	56.21	10.00
2	V F CORPORATION	04/23/10	172.95	253.98	81.03	6.00
9	V F CORPORATION	07/15/10	681.53	1,142.91	461.38	26.00
2	V F CORPORATION	07/16/10	150.13	253.98	103.85	6.00
6	V F CORPORATION	10/28/10	499.23	761.94	262.71	18.00
11	VERIFONE SYSTEMS INC	09/19/11	433.68	390.72	(42.96)	
13	VERIFONE SYSTEMS INC	09/20/11	515.97	461.76	(54.21)	
7	VERIFONE SYSTEMS INC	11/02/11	291.27	248.64	(42.63)	
5	VERIFONE SYSTEMS INC	11/03/11	212.79	177.60	(35.19)	
7	WATERS CORP	02/11/11	556.66	518.35	(38.31)	
6	WATERS CORP	02/14/11	480.08	444.30	(35.78)	
1	WATERS CORP	02/15/11	79.96	74.05	(5.91)	
4	WATERS CORP	05/24/11	388.30	296.20	(92.10)	





THE MOE-LIFE FOUNDATION



CURRENT PORTFOLIO SUMMARY

Quantity	Security Description	Date Acquired	Total/Adj Cost Basis	Fiscal Year Value 12/31/11	Unrealized Gain or (Loss)	Est Annual Income
<b>Equities</b>						
7	WATERS CORP	05/25/11	684 10	518 35	(165 75)	
5	WATERS CORP	07/26/11	447 21	370 25	(76 96)	
3	WAL-MART STORES INC	06/23/11	159 15	179 28	20.13	5.00
4	WAL-MART STORES INC	06/24/11	212 43	239 04	26 61	6.00
16	WAL-MART STORES INC	10/04/11	831 78	956 16	124 38	24.00
25	YUM BRANDS INC	05/23/11	1,397 94	1,475 25	77 31	29 00
15	YUM BRANDS INC	05/24/11	837.16	885 15	47 99	18 00
<b>Total Equities</b>			<b>168,626.58</b>	<b>183,469.19</b>	<b>14,842.61</b>	<b>2,465.00</b>



PLEASE SEE REVERSE SIDE  
 Page 18 of 82  
 Statement Period Year Ending 12/31/11  
 Account No. 208-04007