



See a Social Security Number? Say Something!
Report Privacy Problems to <https://public.resource.org/privacy>
Or call the IRS Identity Theft Hotline at 1-800-908-4490



Return of Private Foundation
or Section 4947(a)(1) Nonexempt Charitable Trust
Treated as a Private Foundation

2011

Note The foundation may be able to use a copy of this return to satisfy state reporting requirements.

For calendar year 2011 or tax year beginning , and ending

Name of foundation HEALY FOUNDATION C/O MR. EDMUND HEALY		A Employer identification number 03-0466977
Number and street (or P.O. box number if mail is not delivered to street address) P.O. BOX 760	Room/suite	B Telephone number 302-651-1942
City or town, state, and ZIP code TAOS, NM 87571		C If exemption application is pending, check here <input type="checkbox"/>
G Check all that apply <input type="checkbox"/> Initial return <input type="checkbox"/> Final return <input type="checkbox"/> Address change <input type="checkbox"/> Initial return of a former public charity <input type="checkbox"/> Amended return <input type="checkbox"/> Name change		D 1 Foreign organizations, check here <input type="checkbox"/> 2 Foreign organizations meeting the 85% test, check here and attach computation <input type="checkbox"/>
H Check type of organization <input checked="" type="checkbox"/> Section 501(c)(3) exempt private foundation <input type="checkbox"/> Section 4947(a)(1) nonexempt charitable trust <input type="checkbox"/> Other taxable private foundation		E If private foundation status was terminated under section 507(b)(1)(A), check here <input type="checkbox"/>
I Fair market value of all assets at end of year (from Part II, col (c), line 16) \$ 15,543,167.	J Accounting method: <input checked="" type="checkbox"/> Cash <input type="checkbox"/> Accrual <input type="checkbox"/> Other (specify) _____	F If the foundation is in a 60-month termination under section 507(b)(1)(B), check here <input type="checkbox"/>

Part I Analysis of Revenue and Expenses (The total of amounts in columns (b), (c), and (d) may not necessarily equal the amounts in column (a))		(a) Revenue and expenses per books	(b) Net investment income	(c) Adjusted net income	(d) Disbursements for charitable purposes (cash basis only)
Revenue	1 Contributions, gifts, grants, etc., received	1,003,643.		N/A	
	2 Check <input type="checkbox"/> if the foundation is not required to attach Sch. B				
	3 Interest on savings and temporary cash investments				
	4 Dividends and interest from securities	293,023.	293,023.		STATEMENT 1
	5a Gross rents				
	b Net rental income or (loss)				
	6a Net gain or (loss) from sale of assets not on line 10	203,033.			
	b Gross sales price for all assets on line 6a				
	7 Capital gain net income (from Part IV, line 2)		203,033.		
	8 Net short-term capital gain				
	9 Income modifications				
	10a Gross sales less returns and allowances				
b Less Cost of goods sold					
c Gross profit or (loss)					
11 Other income					
12 Total Add lines 1 through 11	1,499,699.	496,056.			
Operating and Administrative Expenses	13 Compensation of officers, directors, trustees, etc	86,741.	86,741.		0.
	14 Other employee salaries and wages				
	15 Pension plans, employee benefits				
	16a Legal fees				
	b Accounting fees STMT 2	1,275.	1,275.		0.
	c Other professional fees STMT 3	33,542.	33,542.		0.
	17 Interest				
	18 Taxes STMT 4	15,251.	0.		0.
	19 Depreciation and depletion				
	20 Occupancy				
	21 Travel, conferences, and meetings				
	22 Printing and publications				
	23 Other expenses STMT 5	5,389.	5,389.		0.
	24 Total operating and administrative expenses Add lines 13 through 23	142,198.	126,947.		0.
	25 Contributions, gifts, grants paid	711,500.			711,500.
26 Total expenses and disbursements Add lines 24 and 25	853,698.	126,947.		711,500.	
27 Subtract line 26 from line 12:					
a Excess of revenue over expenses and disbursements	646,001.				
b Net investment income (if negative, enter -0-)		369,109.			
c Adjusted net income (if negative, enter -0-)			N/A		

224

SCANNED MAY 23 2012

HEALY FOUNDATION
C/O MR. EDMUND HEALY

Form 990-PF (2011)

03-0466977 Page 2

Part II Balance Sheets		Attached schedules and amounts in the description column should be for end-of-year amounts only		Beginning of year	End of year		
				(a) Book Value	(b) Book Value	(c) Fair Market Value	
Assets	1	Cash - non-interest-bearing					
	2	Savings and temporary cash investments		679,171.	146,032.	146,032.	
	3	Accounts receivable ▶					
		Less: allowance for doubtful accounts ▶					
	4	Pledges receivable ▶					
		Less: allowance for doubtful accounts ▶					
	5	Grants receivable					
	6	Receivables due from officers, directors, trustees, and other disqualified persons					
	7	Other notes and loans receivable ▶					
		Less: allowance for doubtful accounts ▶					
	8	Inventories for sale or use					
	9	Prepaid expenses and deferred charges					
	10a	Investments - U.S. and state government obligations					
	b	Investments - corporate stock STMT 8		9,570,493.	9,820,635.	15,397,135.	
	c	Investments - corporate bonds					
	11	Investments - land, buildings, and equipment basis ▶					
		Less accumulated depreciation ▶					
	12	Investments - mortgage loans					
	13	Investments - other					
	14	Land, buildings, and equipment basis ▶					
		Less accumulated depreciation ▶					
	15	Other assets (describe ▶)					
	16	Total assets (to be completed by all filers)		10,249,664.	9,966,667.	15,543,167.	
	Liabilities	17	Accounts payable and accrued expenses				
		18	Grants payable				
19		Deferred revenue					
20		Loans from officers, directors, trustees, and other disqualified persons					
21		Mortgages and other notes payable					
22		Other liabilities (describe ▶)					
23	Total liabilities (add lines 17 through 22)		0.	0.			
Net Assets or Fund Balances	Foundations that follow SFAS 117, check here ▶ <input type="checkbox"/>						
	and complete lines 24 through 26 and lines 30 and 31						
	24	Unrestricted					
	25	Temporarily restricted					
	26	Permanently restricted					
	Foundations that do not follow SFAS 117, check here ▶ <input checked="" type="checkbox"/>						
	and complete lines 27 through 31						
	27	Capital stock, trust principal, or current funds		10,249,664.	9,966,667.		
28	Paid-in or capital surplus, or land, bldg., and equipment fund		0.	0.			
29	Retained earnings, accumulated income, endowment, or other funds		0.	0.			
30	Total net assets or fund balances		10,249,664.	9,966,667.			
31	Total liabilities and net assets/fund balances		10,249,664.	9,966,667.			

Part III Analysis of Changes in Net Assets or Fund Balances

1	Total net assets or fund balances at beginning of year - Part II, column (a), line 30 (must agree with end-of-year figure reported on prior year's return)	1	10,249,664.
2	Enter amount from Part I, line 27a	2	646,001.
3	Other increases not included in line 2 (itemize) ▶ SEE STATEMENT 6	3	90,952.
4	Add lines 1, 2, and 3	4	10,986,617.
5	Decreases not included in line 2 (itemize) ▶ SEE STATEMENT 7	5	1,019,950.
6	Total net assets or fund balances at end of year (line 4 minus line 5) - Part II, column (b), line 30	6	9,966,667.

123511
12-02-11

Form 990-PF (2011)

HEALY FOUNDATION

Form 990-PF (2011)

C/O MR. EDMUND HEALY

03-0466977 Page 3

Part IV Capital Gains and Losses for Tax on Investment Income

(a) List and describe the kind(s) of property sold (e.g., real estate, 2-story brick warehouse; or common stock, 200 shs. MLC Co.)	(b) How acquired P - Purchase D - Donation	(c) Date acquired (mo., day, yr.)	(d) Date sold (mo., day, yr.)
1a SEE ATTACHED			
b POWERSHARES DB COMMODITY FROM K-1			
c POWERSHARES DB COMMODITY FROM K-1			
d POWERSHARES DB COMMODITY FROM K-1			
e			

(e) Gross sales price	(f) Depreciation allowed (or allowable)	(g) Cost or other basis plus expense of sale	(h) Gain or (loss) (e) plus (f) minus (g)
a			193,253.
b			<2,667.>
c			8,179.
d			4,268.
e			

Complete only for assets showing gain in column (h) and owned by the foundation on 12/31/69

(i) F.M.V. as of 12/31/69	(j) Adjusted basis as of 12/31/69	(k) Excess of col. (i) over col. (j), if any	(l) Gains (Col. (h) gain minus col. (k), but not less than -0-) or Losses (from col. (h))
a			193,253.
b			<2,667.>
c			8,179.
d			4,268.
e			

2 Capital gain net income or (net capital loss)	{ If gain, also enter in Part I, line 7 If (loss), enter -0- in Part I, line 7	2	203,033.
3 Net short-term capital gain or (loss) as defined in sections 1222(5) and (6): If gain, also enter in Part I, line 8, column (c). If (loss), enter -0- in Part I, line 8		3	N/A

Part V Qualification Under Section 4940(e) for Reduced Tax on Net Investment Income

(For optional use by domestic private foundations subject to the section 4940(a) tax on net investment income.)

If section 4940(d)(2) applies, leave this part blank

Was the foundation liable for the section 4942 tax on the distributable amount of any year in the base period?

☐ Yes ☒ No

If "Yes," the foundation does not qualify under section 4940(e). Do not complete this part.

1 Enter the appropriate amount in each column for each year, see instructions before making any entries.

(a) Base period years Calendar year (or tax year beginning in)	(b) Adjusted qualifying distributions	(c) Net value of noncharitable-use assets	(d) Distribution ratio (col. (b) divided by col. (c))
2010	513,500.	14,372,666.	.035728
2009	753,563.	10,834,389.	.069553
2008	803,040.	14,612,121.	.054957
2007	668,884.	16,776,154.	.039871
2006	563,008.	14,485,822.	.038866

2 Total of line 1, column (d)	2	.238975
3 Average distribution ratio for the 5-year base period - divide the total on line 2 by 5, or by the number of years the foundation has been in existence if less than 5 years	3	.047795
4 Enter the net value of noncharitable-use assets for 2011 from Part X, line 5	4	15,396,086.
5 Multiply line 4 by line 3	5	735,856.
6 Enter 1% of net investment income (1% of Part I, line 27b)	6	3,691.
7 Add lines 5 and 6	7	739,547.
8 Enter qualifying distributions from Part XII, line 4 If line 8 is equal to or greater than line 7, check the box in Part VI, line 1b, and complete that part using a 1% tax rate. See the Part VI instructions	8	711,500.

Part VI Excise Tax Based on Investment Income (Section 4940(a), 4940(b), 4940(e), or 4948 - see instructions)

1a	Exempt operating foundations described in section 4940(d)(2), check here <input type="checkbox"/> and enter "N/A" on line 1. Date of ruling or determination letter: _____ (attach copy of letter if necessary-see instructions)	1	7,382.
b	Domestic foundations that meet the section 4940(e) requirements in Part V, check here <input type="checkbox"/> and enter 1% of Part I, line 27b	2	0.
c	All other domestic foundations enter 2% of line 27b. Exempt foreign organizations enter 4% of Part I, line 12, col. (b).	3	7,382.
2	Tax under section 511 (domestic section 4947(a)(1) trusts and taxable foundations only. Others enter -0-)	4	0.
3	Add lines 1 and 2	5	7,382.
4	Subtitle A (income) tax (domestic section 4947(a)(1) trusts and taxable foundations only. Others enter -0-)	6a	8,000.
5	Tax based on investment income. Subtract line 4 from line 3. If zero or less, enter -0-	6b	
6	Credits/Payments:	6c	
a	2011 estimated tax payments and 2010 overpayment credited to 2011	6d	
b	Exempt foreign organizations - tax withheld at source	7	8,000.
c	Tax paid with application for extension of time to file (Form 8868)	8	
d	Backup withholding erroneously withheld	9	
7	Total credits and payments. Add lines 6a through 6d	10	618.
8	Enter any penalty for underpayment of estimated tax. Check here <input checked="" type="checkbox"/> if Form 2220 is attached	11	0.
9	Tax due. If the total of lines 5 and 8 is more than line 7, enter amount owed		
10	Overpayment. If line 7 is more than the total of lines 5 and 8, enter the amount overpaid		
11	Enter the amount of line 10 to be: Credited to 2012 estimated tax <input type="checkbox"/> Refunded <input checked="" type="checkbox"/>		

Part VII-A Statements Regarding Activities

	Yes	No
1a During the tax year, did the foundation attempt to influence any national, state, or local legislation or did it participate or intervene in any political campaign?		<input checked="" type="checkbox"/>
1b Did it spend more than \$100 during the year (either directly or indirectly) for political purposes (see instructions for definition)? If the answer is "Yes" to 1a or 1b, attach a detailed description of the activities and copies of any materials published or distributed by the foundation in connection with the activities.		<input checked="" type="checkbox"/>
1c Did the foundation file Form 1120-POL for this year?		<input checked="" type="checkbox"/>
2 Enter the amount (if any) of tax on political expenditures (section 4955) imposed during the year: (1) On the foundation. <input type="checkbox"/> \$ 0. (2) On foundation managers. <input type="checkbox"/> \$ 0.		
e Enter the reimbursement (if any) paid by the foundation during the year for political expenditure tax imposed on foundation managers. <input type="checkbox"/> \$ 0.		
2 Has the foundation engaged in any activities that have not previously been reported to the IRS? If "Yes," attach a detailed description of the activities		<input checked="" type="checkbox"/>
3 Has the foundation made any changes, not previously reported to the IRS, in its governing instrument, articles of incorporation, or bylaws, or other similar instruments? If "Yes," attach a conformed copy of the changes		<input checked="" type="checkbox"/>
4a Did the foundation have unrelated business gross income of \$1,000 or more during the year?		<input checked="" type="checkbox"/>
b If "Yes," has it filed a tax return on Form 990-T for this year?		
5 Was there a liquidation, termination, dissolution, or substantial contraction during the year? If "Yes," attach the statement required by General Instruction T		<input checked="" type="checkbox"/>
6 Are the requirements of section 508(e) (relating to sections 4941 through 4945) satisfied either: • By language in the governing instrument, or • By state legislation that effectively amends the governing instrument so that no mandatory directions that conflict with the state law remain in the governing instrument?	<input checked="" type="checkbox"/>	
7 Did the foundation have at least \$5,000 in assets at any time during the year? If "Yes," complete Part II, col. (c), and Part XV	<input checked="" type="checkbox"/>	
8a Enter the states to which the foundation reports or with which it is registered (see instructions) <input type="checkbox"/> NM		
b If the answer is "Yes" to line 7, has the foundation furnished a copy of Form 990-PF to the Attorney General (or designate) of each state as required by General Instruction G? If "No," attach explanation	<input checked="" type="checkbox"/>	
9 Is the foundation claiming status as a private operating foundation within the meaning of section 4942(j)(3) or 4942(j)(5) for calendar year 2011 or the taxable year beginning in 2011 (see instructions for Part XIV)? If "Yes," complete Part XIV		<input checked="" type="checkbox"/>
10 Did any persons become substantial contributors during the tax year? If "Yes," attach a schedule listing their names and addresses		<input checked="" type="checkbox"/>

Form 990-PF (2011)

Part VII-A Statements Regarding Activities (continued)

11	At any time during the year, did the foundation, directly or indirectly, own a controlled entity within the meaning of section 512(b)(13)? If "Yes," attach schedule (see instructions)	11		X
12	Did the foundation make a distribution to a donor advised fund over which the foundation or a disqualified person had advisory privileges? If "Yes," attach statement (see instructions)	12		X
13	Did the foundation comply with the public inspection requirements for its annual returns and exemption application? Website address ► NONE	13	X	
14	The books are in care of ► WILMINGTON TRUST COMPANY Telephone no. ► 302-651-1942 Located at ► 1100 NORTH MARKET ST DE3-C070, WILMINGTON, DE ZIP+4 ► 19890-0001			
15	Section 4947(a)(1) nonexempt charitable trusts filing Form 990-PF in lieu of Form 1041 - Check here and enter the amount of tax-exempt interest received or accrued during the year	15	N/A	
16	At any time during calendar year 2011, did the foundation have an interest in or a signature or other authority over a bank, securities, or other financial account in a foreign country? See the instructions for exceptions and filing requirements for Form TD F 90-22.1. If "Yes," enter the name of the foreign country ►	16	Yes	No X

Part VII-B Statements Regarding Activities for Which Form 4720 May Be Required

File Form 4720 if any item is checked in the "Yes" column, unless an exception applies.

		Yes	No
1a	During the year did the foundation (either directly or indirectly):		
(1)	Engage in the sale or exchange, or leasing of property with a disqualified person? <input type="checkbox"/> Yes <input checked="" type="checkbox"/> No		
(2)	Borrow money from, lend money to, or otherwise extend credit to (or accept it from) a disqualified person? <input type="checkbox"/> Yes <input checked="" type="checkbox"/> No		
(3)	Furnish goods, services, or facilities to (or accept them from) a disqualified person? <input type="checkbox"/> Yes <input checked="" type="checkbox"/> No		
(4)	Pay compensation to, or pay or reimburse the expenses of, a disqualified person? <input type="checkbox"/> Yes <input checked="" type="checkbox"/> No		
(5)	Transfer any income or assets to a disqualified person (or make any of either available for the benefit or use of a disqualified person)? <input type="checkbox"/> Yes <input checked="" type="checkbox"/> No		
(6)	Agree to pay money or property to a government official? (Exception. Check "No" if the foundation agreed to make a grant to or to employ the official for a period after termination of government service, if terminating within 90 days.) <input type="checkbox"/> Yes <input checked="" type="checkbox"/> No		
b	If any answer is "Yes" to 1a(1)-(6), did any of the acts fail to qualify under the exceptions described in Regulations section 53.4941(d)-3 or in a current notice regarding disaster assistance (see instructions)? Organizations relying on a current notice regarding disaster assistance check here	1b	X
c	Did the foundation engage in a prior year in any of the acts described in 1a, other than excepted acts, that were not corrected before the first day of the tax year beginning in 2011?	1c	X
2	Taxes on failure to distribute income (section 4942) (does not apply for years the foundation was a private operating foundation defined in section 4942(j)(3) or 4942(j)(5)):		
a	At the end of tax year 2011, did the foundation have any undistributed income (lines 6d and 6e, Part XIII) for tax year(s) beginning before 2011? <input type="checkbox"/> Yes <input checked="" type="checkbox"/> No If "Yes," list the years: , , ,		
b	Are there any years listed in 2a for which the foundation is not applying the provisions of section 4942(a)(2) (relating to incorrect valuation of assets) to the year's undistributed income? (If applying section 4942(a)(2) to all years listed, answer "No" and attach statement - see instructions.) N/A	2b	
c	If the provisions of section 4942(a)(2) are being applied to any of the years listed in 2a, list the years here: , , ,		
3a	Did the foundation hold more than a 2% direct or indirect interest in any business enterprise at any time during the year? <input type="checkbox"/> Yes <input checked="" type="checkbox"/> No		
b	If "Yes," did it have excess business holdings in 2011 as a result of (1) any purchase by the foundation or disqualified persons after May 26, 1969; (2) the lapse of the 5-year period (or longer period approved by the Commissioner under section 4943(c)(7)) to dispose of holdings acquired by gift or bequest; or (3) the lapse of the 10-, 15-, or 20-year first phase holding period? (Use Schedule C, Form 4720, to determine if the foundation had excess business holdings in 2011) N/A	3b	
4a	Did the foundation invest during the year any amount in a manner that would jeopardize its charitable purposes?	4a	X
b	Did the foundation make any investment in a prior year (but after December 31, 1969) that could jeopardize its charitable purpose that had not been removed from jeopardy before the first day of the tax year beginning in 2011?	4b	X

Form 990-PF (2011)

Part VII-B Statements Regarding Activities for Which Form 4720 May Be Required (continued)

5a During the year did the foundation pay or incur any amount to:

(1) Carry on propaganda, or otherwise attempt to influence legislation (section 4945(e))?

☐ Yes ☒ No

(2) Influence the outcome of any specific public election (see section 4955); or to carry on, directly or indirectly, any voter registration drive?

☐ Yes ☒ No

(3) Provide a grant to an individual for travel, study, or other similar purposes?

☐ Yes ☒ No

(4) Provide a grant to an organization other than a charitable, etc., organization described in section 509(a)(1), (2), or (3), or section 4940(d)(2)?

☐ Yes ☒ No

(5) Provide for any purpose other than religious, charitable, scientific, literary, or educational purposes, or for the prevention of cruelty to children or animals?

☐ Yes ☒ No

b If any answer is "Yes" to 5a(1)-(5), did any of the transactions fail to qualify under the exceptions described in Regulations section 53.4945 or in a current notice regarding disaster assistance (see instructions)?

N/A

Organizations relying on a current notice regarding disaster assistance check here

☒

c If the answer is "Yes" to question 5a(4), does the foundation claim exemption from the tax because it maintained expenditure responsibility for the grant?

N/A

☐ Yes ☐ No

If "Yes," attach the statement required by Regulations section 53.4945-5(d).

6a Did the foundation, during the year, receive any funds, directly or indirectly, to pay premiums on a personal benefit contract?

☐ Yes ☒ No

b Did the foundation, during the year, pay premiums, directly or indirectly, on a personal benefit contract?

If "Yes" to 6b, file Form 8870.

☐ Yes ☒ No

7a At any time during the tax year, was the foundation a party to a prohibited tax shelter transaction?

☐ Yes ☒ No

b If "Yes," did the foundation receive any proceeds or have any net income attributable to the transaction?

N/A

Part VIII Information About Officers, Directors, Trustees, Foundation Managers, Highly Paid Employees, and Contractors

1 List all officers, directors, trustees, foundation managers and their compensation.

(a) Name and address	(b) Title, and average hours per week devoted to position	(c) Compensation (If not paid, enter -0-)	(d) Contributions to employee benefit plans and deferred compensation	(e) Expense account, other allowances
WILMINGTON TRUST COMPANY	ADVISOR			
1100 NORTH MARKET STREET				
WILMINGTON, DE 19890	2.00	86,741.	0.	0.
MR. EDMUND HEALY	ADVISOR			
P.O. BOX 767				
TAOS, NM 87571	2.00	0.	0.	0.

2 Compensation of five highest-paid employees (other than those included on line 1). If none, enter "NONE."

(a) Name and address of each employee paid more than \$50,000	(b) Title, and average hours per week devoted to position	(c) Compensation	(d) Contributions to employee benefit plans and deferred compensation	(e) Expense account, other allowances
NONE				

Total number of other employees paid over \$50,000

0

Form 990-PF (2011)

Part VIII Information About Officers, Directors, Trustees, Foundation Managers, Highly Paid Employees, and Contractors (continued)

3 Five highest-paid independent contractors for professional services. If none, enter "NONE."

(a) Name and address of each person paid more than \$50,000	(b) Type of service	(c) Compensation
NONE		

Total number of others receiving over \$50,000 for professional services 0

Part IX-A Summary of Direct Charitable Activities

List the foundation's four largest direct charitable activities during the tax year. Include relevant statistical information such as the number of organizations and other beneficiaries served, conferences convened, research papers produced, etc	Expenses
1 N/A	
2	
3	
4	

Part IX-B Summary of Program-Related Investments

Describe the two largest program-related investments made by the foundation during the tax year on lines 1 and 2.	Amount
1 N/A	
2	
All other program-related investments. See instructions.	
3	
Total. Add lines 1 through 3	0.

Form 990-PF (2011)

Part X Minimum Investment Return (All domestic foundations must complete this part. Foreign foundations, see instructions.)

1	Fair market value of assets not used (or held for use) directly in carrying out charitable, etc., purposes:		
a	Average monthly fair market value of securities	1a	15,049,996.
b	Average of monthly cash balances	1b	580,548.
c	Fair market value of all other assets	1c	
d	Total (add lines 1a, b, and c)	1d	15,630,544.
e	Reduction claimed for blockage or other factors reported on lines 1a and 1c (attach detailed explanation)	1e	0.
2	Acquisition indebtedness applicable to line 1 assets	2	0.
3	Subtract line 2 from line 1d	3	15,630,544.
4	Cash deemed held for charitable activities. Enter 1 1/2% of line 3 (for greater amount, see instructions)	4	234,458.
5	Net value of noncharitable-use assets. Subtract line 4 from line 3. Enter here and on Part V, line 4	5	15,396,086.
6	Minimum investment return. Enter 5% of line 5	6	769,804.

Part XI Distributable Amount (see instructions) (Section 4942(j)(3) and (j)(5) private operating foundations and certain foreign organizations check here ☐ and do not complete this part.)

1	Minimum investment return from Part X, line 6	1	769,804.
2a	Tax on investment income for 2011 from Part VI, line 5	2a	7,382.
b	Income tax for 2011 (This does not include the tax from Part VI)	2b	
c	Add lines 2a and 2b	2c	7,382.
3	Distributable amount before adjustments. Subtract line 2c from line 1	3	762,422.
4	Recoveries of amounts treated as qualifying distributions	4	0.
5	Add lines 3 and 4	5	762,422.
6	Deduction from distributable amount (see instructions)	6	0.
7	Distributable amount as adjusted. Subtract line 6 from line 5. Enter here and on Part XIII, line 1	7	762,422.

Part XII Qualifying Distributions (see instructions)

1	Amounts paid (including administrative expenses) to accomplish charitable, etc., purposes:		
a	Expenses, contributions, gifts, etc. - total from Part I, column (d), line 26	1a	711,500.
b	Program-related investments - total from Part IX-B	1b	0.
2	Amounts paid to acquire assets used (or held for use) directly in carrying out charitable, etc., purposes	2	
3	Amounts set aside for specific charitable projects that satisfy the:		
a	Suitability test (prior IRS approval required)	3a	
b	Cash distribution test (attach the required schedule)	3b	
4	Qualifying distributions. Add lines 1a through 3b. Enter here and on Part V, line 8, and Part XIII, line 4	4	711,500.
5	Foundations that qualify under section 4940(e) for the reduced rate of tax on net investment income. Enter 1% of Part I, line 27b	5	0.
6	Adjusted qualifying distributions. Subtract line 5 from line 4	6	711,500.

Note. The amount on line 6 will be used in Part V, column (b), in subsequent years when calculating whether the foundation qualifies for the section 4940(e) reduction of tax in those years.

Part XIII Undistributed Income (see instructions)

	(a) Corpus	(b) Years prior to 2010	(c) 2010	(d) 2011
1 Distributable amount for 2011 from Part XI, line 7				762,422.
2 Undistributed income, if any, as of the end of 2011				
a Enter amount for 2010 only			709,110.	
b Total for prior years.		0.		
3 Excess distributions carryover, if any, to 2011:				
a From 2006				
b From 2007				
c From 2008				
d From 2009				
e From 2010				
f Total of lines 3a through e	0.			
4 Qualifying distributions for 2011 from Part XII, line 4: ▶ \$ 711,500.				
a Applied to 2010, but not more than line 2a			709,110.	
b Applied to undistributed income of prior years (Election required - see instructions)		0.		
c Treated as distributions out of corpus (Election required - see instructions)	0.			
d Applied to 2011 distributable amount				2,390.
e Remaining amount distributed out of corpus	0.			
5 Excess distributions carryover applied to 2011 (If an amount appears in column (d), the same amount must be shown in column (a))	0.			0.
6 Enter the net total of each column as indicated below				
a Corpus. Add lines 3f, 4c, and 4e. Subtract line 5	0.			
b Prior years' undistributed income. Subtract line 4b from line 2b		0.		
c Enter the amount of prior years' undistributed income for which a notice of deficiency has been issued, or on which the section 4942(a) tax has been previously assessed		0.		
d Subtract line 6c from line 6b. Taxable amount - see instructions		0.		
e Undistributed income for 2010. Subtract line 4a from line 2a. Taxable amount - see instr.			0.	
f Undistributed income for 2011. Subtract lines 4d and 5 from line 1. This amount must be distributed in 2012				760,032.
7 Amounts treated as distributions out of corpus to satisfy requirements imposed by section 170(b)(1)(F) or 4942(g)(3)	0.			
8 Excess distributions carryover from 2006 not applied on line 5 or line 7	0.			
9 Excess distributions carryover to 2012. Subtract lines 7 and 8 from line 6a	0.			
10 Analysis of line 9:				
a Excess from 2007				
b Excess from 2008				
c Excess from 2009				
d Excess from 2010				
e Excess from 2011				

HEALY FOUNDATION
C/O MR. EDMUND HEALY

Form 990-PF (2011)

03-0466977 Page 11

Part XV Supplementary Information (continued)

3 Grants and Contributions Paid During the Year or Approved for Future Payment				
Recipient	If recipient is an individual, show any relationship to any foundation manager or substantial contributor	Foundation status of recipient	Purpose of grant or contribution	Amount
Name and address (home or business)				
a Paid during the year				
CHESAPEAKE WILDLIFE HERITAGE 46 PENNSYLVANIA AVE PO BOX 1745 EASTON, MD 21601	NONE	CHARITY	GENERAL SUPPORT	25,000.
CIMARRON MAVERICK CLUB P O BOX 81 CIMARRON, NM 87714	NONE	CHARITY	GENERAL SUPPORT	50,000.
DREAMS COME TRUE 6803 SOUTHPOINT PARKWAY JACKSONVILLE, FL 32216	NONE	CHARITY	SUPPORT FOR SPECIAL TIMES PROGRAM THROUGH THE ANGEL LOVE CARSON PATTON BENEFIT.	2,500.
DELMARVA NESTING FOUNDATION 6480 LOCUST GROVE ROAD EASTON, MD 21601	NONE	CHARITY	GENERAL SUPPORT	10,000.
DESERT ACADEMY 313 CAMINO ALIRE SANTA FE, NM 87501	NONE	CHARITY	GENERAL SUPPORT	25,000.
Total	SEE CONTINUATION SHEET(S)			711,500.
b Approved for future payment				
NONE				
Total				0.

Part XV Supplementary Information

3 Grants and Contributions Paid During the Year (Continuation)

Recipient Name and address (home or business)	If recipient is an individual, show any relationship to any foundation manager or substantial contributor	Foundation status of recipient	Purpose of grant or contribution	Amount
EASTERN NEW MEXICO UNIVERSITY 1500 S AVE K PORTALES, NM 88130	NONE	CHARITY	GENERAL SUPPORT	15,000.
ECHO HILL CHAMPERSHIP FUND PO BOX 5923 BETHESDA, MD 20824	NONE	CHARITY	GENERAL SUPPORT	5,000.
ENCHANTMENT LEGACY PO BOX 957 ESTANCIA, NM 87016	NONE	CHARITY	GENERAL SUPPORT	15,000.
FAMILY NUTURING CENTER OF FLORIDA 2759 BARTLEY CIRCLE JACKSONVILLE, FL 32207	NONE	CHARITY	SUPPORT FOR SUPERVISED VISITATION AND EXCHANGE SERVICES.	3,000.
HABITAT FOR HUMANITY OF TALBOT & DORCHESTER COUNTIES P. O. BOX 2366. 218 NORTH WASHINGTON STREET, SUITE 109 EASTON, MD 21601	NONE	CHARITY	GENERAL SUPPORT	10,000.
HANDS ON JACKSONVILLE, INC. 6817 SOUTHPOINT PKWY. SUITE 1902 JACKSONVILLE, FL 32216	NONE	CHARITY	GENERAL SUPPORT	45,000.
HEROES, INC 666 ELEVENTH STREET, N.W. WASHINGTON, DC 20001	NONE	CHARITY	GENERAL SUPPORT	5,000.
HUMANE SOCIETY OF DORCHESTER COUNTY CAMBRIDGE, MD 21613	NONE	CHARITY	GENERAL SUPPORT	20,000.
JACKSONVILLE UNIVERSITY LIBRARY 2800 UNIVERSITY BLVD N JACKSONVILLE, FL 32211	NONE	CHARITY	GENERAL SUPPORT	17,000.
LA JICARITA NEWS BOX 6 EL VALLE ROUTE CHAMISAL, NM 87521	NONE	CHARITY	GRANT PAYMENT FOR MONTHLY PUBLICATION ON BEHALF OF RURAL COMMUNITIES OF NORTHERN NEW MEXICO.	4,000.
Total from continuation sheets				599,000.

Part XV. Supplementary Information**3 Grants and Contributions Paid During the Year (Continuation)**

Recipient Name and address (home or business)	If recipient is an individual, show any relationship to any foundation manager or substantial contributor	Foundation status of recipient	Purpose of grant or contribution	Amount
LANDON SCHOOL 6101 WILSON LN BETHESDA, MD 20817	NONE	CHARITY	GENERAL SUPPORT	30,000.
LEADERSHIP NEW MEXICO P.O. BOX 35696 ALBUQUERQUE, NM 871765696	NONE	CHARITY	GENERAL SUPPORT	55,500.
MILLCENT ROGERS MUSEUM POST OFFICE BOX 1210 TAOS, NM 87571	NONE	CHARITY	GENERAL SUPPORT	53,000.
MUSIC FROM ANGEL FIRE PO BOX 502 ANGEL FIRE, NM 87710	NONE	CHARITY	GENERAL SUPPORT FOR THE YOUNG ARTISTS IN OUR SCHOOLS PROGRAM.	3,000.
NANCY FLOYD HAYWORTH FOUNDATION P.O. BOX 36107 ALBUQUERQUE, NM 87176	NONE	CHARITY	GRANT TO PROVIDE BREAST CANCER EDUCATION AND SUPPORT TO NEW MEXICANS.	5,000.
STATE OF THE RE. UNION 2109 HERSCHEL STREET ALBUQUERQUE, NM 87176	NONE	CHARITY	GENERAL SUPPORT	5,000.
NEW MEXICO BUREAU OF GEOLOGY AND MINERAL RESOURCES	NONE	CHARITY	GENERAL SUPPORT	50,000.
PACE 1010 SE 4TH AVENUE GAINESVILLE, FL 32601	NONE	CHARITY	GENERAL SUPPORT	45,000.
POTOMAC CONSERVANCY 8601 GEORGIA AVENUE, SUITE 612 SILVER SPRING, MD 20910	NONE	CHARITY	GENERAL SUPPORT	15,000.
ROCKY MOUNTAIN YOUTH CORPS 1021 SALAZAR RD TAOS, NM 87571	NONE	CHARITY	GENERAL SUPPORT	5,000.
Total from continuation sheets				

Part XV Supplementary Information**3 Grants and Contributions Paid During the Year (Continuation)**

Recipient Name and address (home or business)	If recipient is an individual, show any relationship to any foundation manager or substantial contributor	Foundation status of recipient	Purpose of grant or contribution	Amount
ST ANDREW'S EPISCOPAL SCHOOL 505 N PENNSYLVANIA AVE ROSWELL, NM 882014736	NONE	CHARITY	GENERAL SUPPORT	10,000.
TAOS COMMUNITY FOUNDATION PO BOX 1925 TAOS, NM 87571	NONE	CHARITY	GENERAL SUPPORT	35,000.
TAOS COUNTY ECONOMIC DEVELOPMENT CORP 1021 SALAZAR RD., P.O. 1389 TAOS, NM 87571	NONE	CHARITY	GENERAL OPERATING FUNDS FOR SUPPORTING FOOD, LAND AND CULTURE OF THE PEOPLE OF NORTHERN NEW MEXICO.	20,000.
VOICES FOR AMERICA'S CHILDREN 1000 VERMONT AVE NW SUITE 700 WASHINGTON, DC 20005	NONE	CHARITY	GENERAL SUPPORT	12,500.
WORKING CLASS THEATRE 1335 GUSDORF RD SUITE L TAOS, NM 87571	NONE	CHARITY	OPERATING FUNDS FOR PRODUCTION SUPPORT AND YOUTH OUTREACH.	5,000.
FRACTURED ATLAS 248 W 35TH STREET, 10TH FL NEW YORK, NY 10001	NONE	CHARITY	GRANT PAYMENT FOR PO'PAY SPEAKS PROJECT.	55,000.
PUEBLO OF JEMEZ 7413 HWY 4 JEMEZ PUEBLO, NM 87024	NONE	FEDERALLY RECOGNIZED TRIBE	TO ASSIST NATIVE AMERICAN ATHLETES TO PARTICIPATE IN THE N AMERICAN INDIGENOUS GAMES IN WI	15,000.
LORE OF THE LAND 7 AVENIDA VISTA GRANDE B-7 #119 SANTA FE, NM 87508	NONE	CHARITY	GRANT PAYMENT FOR FILM SERIES - ACEQUIAS: UNITING THE PAST WITH THE FUTURE	12,000.
CENTER OF SOUTHWEST CULTURE 500 COPPER AVENUE NW ALBUQUERQUE, NM 87102	NONE	CHARITY	GRANT PAYMENT FOR THE "CULTURAL MAPPING OF THE ACEQUIA RIO CHIKUITO, TAOS, NM" PROJECT.	8,000.
HORSIN' AROUND THERAPEUTIC RIDING CENTER PO BOX 713 BELEN, NM 87002	NONE	CHARITY	PROGRAMS FOR THOSE WITH DISABLING MENTAL, PHYSICAL, EMOTIO AND LEARNING CONDITIONS.	5,000.
Total from continuation sheets				

03-0466977

[illegible]

Enter gross amounts unless otherwise indicated.

Part XVI-B Relationship of Activities to the Accomplishment of Exempt Purposes

123621
12-02-11

Part XVII

Information Regarding Transfers To and Transactions and Relationships With Noncharitable Exempt Organizations

- | | | |
|---|--|-------|
| 1 | Did the organization directly or indirectly engage in any of the following with any other organization described in section 501(c) of the Code (other than section 501(c)(3) organizations) or in section 527, relating to political organizations? | Yes |
| a | Transfers from the reporting foundation to a noncharitable exempt organization of | |
| | (1) Cash | 1a(1) |
| | (2) Other assets | 1a(2) |
| b | Other transactions: | |
| | (1) Sales of assets to a noncharitable exempt organization | 1b(1) |
| | (2) Purchases of assets from a noncharitable exempt organization | 1b(2) |
| | (3) Rental of facilities, equipment, or other assets | 1b(3) |
| | (4) Reimbursement arrangements | 1b(4) |
| | (5) Loans or loan guarantees | 1b(5) |
| | (6) Performance of services or membership or fundraising solicitations | 1b(6) |
| c | Sharing of facilities, equipment, mailing lists, other assets, or paid employees | 1c |
| d | If the answer to any of the above is "Yes," complete the following schedule. Column (b) should always show the fair market value of the goods, other assets, or services given by the reporting foundation. If the foundation received less than fair market value in any transaction or sharing arrangement, show in column (d) the value of the goods, other assets, or services received. | |

	Yes	No
1a(1)		X
1a(2)		X
1b(1)		X
1b(2)		X
1b(3)		X
1b(4)		X
1b(5)		X
1b(6)		X
1c		X

[illegible]



- 2a** Is the foundation directly or indirectly affiliated with, or related to, one or more tax-exempt organizations described in section 501(c) of the Code (other than section 501(c)(3)) or in section 527? ☐ Yes ☒ No
- b** If "Yes," complete the following schedule.

(a) Name of organization	(b) Type of organization	(c) Description of relationship
N/A		

**Sign
Here**

Under penalties of perjury, I declare that I have examined this return, including accompanying schedules and statements, and to the best of my knowledge and belief, it is true, correct, and complete. Declaration of preparer (other than taxpayer) is based on all information of which preparer has any knowledge.

and belief, it is true, correct, and complete Declaration of preparer (other than the taxpayer) if the preparer is not the taxpayer's principal officer or trustee.

Signature of officer or trustee

x 5-12-12
Date

▶x President
Title

May the IRS discuss this return with the preparer shown below (see instr)?

☒ Yes ☐ No

**Paid
Preparer
Use Only**

Print/Type preparer's name

Preparer's signature

Date

Check ☐ self-employed

PTIN

MARYANN KELLY

MARYANN KELLY

04/30/12

P00008163

Firm's name ► WILMINGTON TRUST COMPANY

Firm's EIN ▶ 51-0055023

Firm's address ► 1100 NORTH MARKET ST DE3-C070
WILMINGTON, DE 19890-0001

Phone no (302) 651-1942

Form 990-PF (2011)

Schedule B(Form 990, 990-EZ,
or 990-PF)Department of the Treasury
Internal Revenue Service**Schedule of Contributors**

▶ Attach to Form 990, Form 990-EZ, or Form 990-PF.

OMB No 1545-0047

2011

Name of the organization

HEALY FOUNDATION
C/O MR. EDMUND HEALY

Employer identification number

03-0466977

Organization type (check one)

Filers of:

Section:

Form 990 or 990-EZ

- ☐ 501(c)() (enter number) organization
- ☐ 4947(a)(1) nonexempt charitable trust **not** treated as a private foundation
- ☐ 527 political organization

Form 990-PF

- ☒ 501(c)(3) exempt private foundation
- ☐ 4947(a)(1) nonexempt charitable trust treated as a private foundation
- ☐ 501(c)(3) taxable private foundation

Check if your organization is covered by the **General Rule** or a **Special Rule**.**Note.** Only a section 501(c)(7), (8), or (10) organization can check boxes for both the General Rule and a Special Rule. See instructions.**General Rule**

- ☒ For an organization filing Form 990, 990-EZ, or 990-PF that received, during the year, \$5,000 or more (in money or property) from any one contributor. Complete Parts I and II.

Special Rules

- ☐ For a section 501(c)(3) organization filing Form 990 or 990-EZ that met the 33 1/3% support test of the regulations under sections 509(a)(1) and 170(b)(1)(A)(vi) and received from any one contributor, during the year, a contribution of the greater of (1) \$5,000 or (2) 2% of the amount on (i) Form 990, Part VIII, line 1h, or (ii) Form 990-EZ, line 1. Complete Parts I and II.
- ☐ For a section 501(c)(7), (8), or (10) organization filing Form 990 or 990-EZ that received from any one contributor, during the year, total contributions of more than \$1,000 for use *exclusively* for religious, charitable, scientific, literary, or educational purposes, or the prevention of cruelty to children or animals. Complete Parts I, II, and III.
- ☐ For a section 501(c)(7), (8), or (10) organization filing Form 990 or 990-EZ that received from any one contributor, during the year, contributions for use *exclusively* for religious, charitable, etc., purposes, but these contributions did not total to more than \$1,000. If this box is checked, enter here the total contributions that were received during the year for an *exclusively* religious, charitable, etc., purpose. Do not complete any of the parts unless the **General Rule** applies to this organization because it received nonexclusively religious, charitable, etc., contributions of \$5,000 or more during the year. ▶ \$ _____

Caution. An organization that is not covered by the General Rule and/or the Special Rules does not file Schedule B (Form 990, 990-EZ, or 990-PF), but it **must** answer "No" on Part IV, line 2, of its Form 990, or check the box on line H of its Form 990-EZ or on Part I, line 2 of its Form 990-PF, to certify that it does not meet the filing requirements of Schedule B (Form 990, 990-EZ, or 990-PF).

LHA For Paperwork Reduction Act Notice, see the Instructions for Form 990, 990-EZ, or 990-PF. Schedule B (Form 990, 990-EZ, or 990-PF) (2011)

Name of organization HEALY FOUNDATION C/O MR. EDMUND HEALY	Employer identification number 03-0466977
--	---

Part I Contributors (see instructions) Use duplicate copies of Part I if additional space is needed

(a) No.	(b) Name, address, and ZIP + 4	(c) Total contributions	(d) Type of contribution
<u>1</u>	<u>MARTHA ANNE HEALY</u> <u>8101 CONNECTICUT AVENUE #C-308</u> <u>CHEVY CHASE, MD 208152806</u>	\$ <u>1,003,643.</u>	Person <input type="checkbox"/> Payroll <input type="checkbox"/> Noncash <input checked="" type="checkbox"/> (Complete Part II if there is a noncash contribution.)
		\$	Person <input type="checkbox"/> Payroll <input type="checkbox"/> Noncash <input type="checkbox"/> (Complete Part II if there is a noncash contribution.)
		\$	Person <input type="checkbox"/> Payroll <input type="checkbox"/> Noncash <input type="checkbox"/> (Complete Part II if there is a noncash contribution.)
		\$	Person <input type="checkbox"/> Payroll <input type="checkbox"/> Noncash <input type="checkbox"/> (Complete Part II if there is a noncash contribution.)
		\$	Person <input type="checkbox"/> Payroll <input type="checkbox"/> Noncash <input type="checkbox"/> (Complete Part II if there is a noncash contribution.)
		\$	Person <input type="checkbox"/> Payroll <input type="checkbox"/> Noncash <input type="checkbox"/> (Complete Part II if there is a noncash contribution.)
		\$	Person <input type="checkbox"/> Payroll <input type="checkbox"/> Noncash <input type="checkbox"/> (Complete Part II if there is a noncash contribution.)

Employer identification number

03-0466977

03-0466977

Part II

Part II

[illegible]

Name of organization HEALY FOUNDATION C/O MR. EDMUND HEALY	Employer identification number 03-0466977
--	---

Part III

Exclusively religious, charitable, etc., individual contributions to section 501(c)(7), (8), or (10) organizations that total more than \$1,000 for the year. Complete columns (a) through (e) and the following line entry. For organizations completing Part III, enter the total of exclusively religious, charitable, etc., contributions of \$1,000 or less for the year. (Enter this information once) ▶ \$

Use duplicate copies of Part III if additional space is needed

(a) No. from Part I	(b) Purpose of gift	(c) Use of gift	(d) Description of how gift is held
	(e) Transfer of gift		
	Transferee's name, address, and ZIP + 4		Relationship of transferor to transferee
	(e) Transfer of gift		
	Transferee's name, address, and ZIP + 4		Relationship of transferor to transferee
	(e) Transfer of gift		
	Transferee's name, address, and ZIP + 4		Relationship of transferor to transferee
	(e) Transfer of gift		
	Transferee's name, address, and ZIP + 4		Relationship of transferor to transferee
	(e) Transfer of gift		
	Transferee's name, address, and ZIP + 4		Relationship of transferor to transferee

FORM 990-PF		DIVIDENDS AND INTEREST FROM SECURITIES		STATEMENT	1
SOURCE	GROSS AMOUNT	CAPITAL GAINS DIVIDENDS	COLUMN (A) AMOUNT		
CORPORATE INTEREST	506.	0.	506.		
DOMESTIC DIVIDENDS	218,527.	0.	218,527.		
FOREIGN DIVIDENDS	48,867.	0.	48,867.		
NONQUALIFIED DOMESTIC DIVIDENDS	3,980.	0.	3,980.		
NONQUALIFIED FOREIGN DIVIDENDS	44.	0.	44.		
POWERSHARES DB COMMODITY FROM K-1	361.	0.	361.		
US GOV INTEREST	20,738.	0.	20,738.		
TOTAL TO FM 990-PF, PART I, LN 4	293,023.	0.	293,023.		

FORM 990-PF		ACCOUNTING FEES		STATEMENT	2
DESCRIPTION	(A) EXPENSES PER BOOKS	(B) NET INVEST- MENT INCOME	(C) ADJUSTED NET INCOME	(D) CHARITABLE PURPOSES	
TAX PREPARATION	1,275.	1,275.		0.	
TO FORM 990-PF, PG 1, LN 16B	1,275.	1,275.		0.	

FORM 990-PF		OTHER PROFESSIONAL FEES		STATEMENT	3
DESCRIPTION	(A) EXPENSES PER BOOKS	(B) NET INVEST- MENT INCOME	(C) ADJUSTED NET INCOME	(D) CHARITABLE PURPOSES	
INVESTMENT MANAGEMENT FEE	33,542.	33,542.		0.	
TO FORM 990-PF, PG 1, LN 16C	33,542.	33,542.		0.	

FORM 990-PF	TAXES	STATEMENT	4
-------------	-------	-----------	---

DESCRIPTION	(A) EXPENSES PER BOOKS	(B) NET INVEST- MENT INCOME	(C) ADJUSTED NET INCOME	(D) CHARITABLE PURPOSES
FOREIGN TAX	3,697.	0.		0.
2011 FEDERAL ESTIMATED				
EXCISE TAX	8,000.	0.		0.
2010 FEDERAL TAX DUE	3,554.	0.		0.
TO FORM 990-PF, PG 1, LN 18	15,251.	0.		0.

FORM 990-PF	OTHER EXPENSES	STATEMENT	5
-------------	----------------	-----------	---

DESCRIPTION	(A) EXPENSES PER BOOKS	(B) NET INVEST- MENT INCOME	(C) ADJUSTED NET INCOME	(D) CHARITABLE PURPOSES
FEES PAID TO CT CORP	365.	365.		0.
OTHER NON ALLOCABLE EXPENSES	190.	190.		0.
FROM K-1 POWERSHARES DB				
COMMODITY INDEX TRACKING				
FUND	4,834.	4,834.		0.
TO FORM 990-PF, PG 1, LN 23	5,389.	5,389.		0.

FORM 990-PF	OTHER INCREASES IN NET ASSETS OR FUND BALANCES	STATEMENT	6
-------------	--	-----------	---

DESCRIPTION	AMOUNT
NONDIVIDEND DISTRIBUTIONS	2,328.
TIMING DIFFERENCE	1,601.
ADJUSTMENT OF CARRYING VALUE	87,023.
TOTAL TO FORM 990-PF, PART III, LINE 3	90,952.

FORM 990-PF	OTHER DECREASES IN NET ASSETS OR FUND BALANCES	STATEMENT	7
-------------	--	-----------	---

DESCRIPTION	AMOUNT
POWERSHARES BASIS ADJUSTMENT	5,307.
TAX COST TO FMV ADJUSTMENT OF DONATED STOCK	1,003,643.
REISSUE OF PRIOR YEARS UNCASHED CHECK CONTRIBUTIONS	11,000.
TOTAL TO FORM 990-PF, PART III, LINE 5	1,019,950.

FORM 990-PF	CORPORATE STOCK	STATEMENT	8
-------------	-----------------	-----------	---

DESCRIPTION	BOOK VALUE	FAIR MARKET VALUE
COMMON STOCK AND CONVERTIBLES	4,862,506.	9,349,586.
MUTUAL FUND	4,958,129.	6,047,549.
TOTAL TO FORM 990-PF, PART II, LINE 10B	9,820,635.	15,397,135.

FORM 990-PF - PART IV
CAPITAL GAINS AND LOSSES FOR TAX ON INVESTMENT INCOME

Kind of Property		Description				Date acquired	Date sold
Gross sale price less expenses of sale	Depreciation allowed/allowable	Cost or other basis	FMV as of 12/31/69	Adj basis as of 12/31/69	Excess of FMV over adj basis	Gain or (loss)	
		TOTAL SHORT-TERM CAPITAL GAIN DIVIDENDS				144.	
		TOTAL LONG-TERM CAPITAL GAIN DIVIDENDS				14,572.	
6,288.00		92. ALEXION PHARMACEUTICALS INC COMMON PROPERTY TYPE: SECURITIES 4,438.00				VAR 1,850.00	09/27/2011
1,358.00		19. ALLERGAN COMMON PROPERTY TYPE: SECURITIES 1,381.00				11/01/2010 -23.00	01/25/2011
8,952.00		51. AMAZON COM INC COMMON PROPERTY TYPE: SECURITIES 8,389.00				11/01/2010 563.00	01/25/2011
2,606.00		11. AMAZON COM INC COMMON PROPERTY TYPE: SECURITIES 1,809.00				11/01/2010 797.00	09/19/2011
2,804.00		13. AMAZON COM INC COMMON PROPERTY TYPE: SECURITIES 3,024.00				10/20/2011 -220.00	10/31/2011
13,062.00		100. APACHE CORPORATION COMMON PROPERTY TYPE: SECURITIES 8,068.00				VAR 4,994.00	04/06/2011
46,067.00		450. APACHE CORPORATION COMMON PROPERTY TYPE: SECURITIES 32,476.00				VAR 13,591.00	08/30/2011
1,009.00		3. APPLE INC PROPERTY TYPE: SECURITIES 908.00				11/01/2010 101.00	01/25/2011
12,974.00		38. APPLE INC PROPERTY TYPE: SECURITIES 11,501.00				11/01/2010 1,473.00	04/06/2011
2,048.00		6. APPLE INC PROPERTY TYPE: SECURITIES 2,104.00				03/30/2011 -56.00	04/06/2011

FORM 990-PF - PART IV
CAPITAL GAINS AND LOSSES FOR TAX ON INVESTMENT INCOME

Kind of Property		Description				P or D	Date acquired	Date sold
Gross sale price less expenses of sale	Depreciation allowed/ allowable	Cost or other basis	FMV as of 12/31/69	Adj. basis as of 12/31/69	Excess of FMV over adj. basis		Gain or (loss)	
1,201.00		3. APPLE INC PROPERTY TYPE: SECURITIES 908.00					11/01/2010 293.00	07/27/2011
2,325.00		6. APPLE INC PROPERTY TYPE: SECURITIES 2,443.00					VAR -118.00	12/20/2011
6,145.00		200. ARCHER-DANIELS-MIDLAND COMPANY COMM PROPERTY TYPE: SECURITIES 5,447.00					VAR 698.00	06/21/2011
9,499.00		380. ARM HOLDINGS PLC PROPERTY TYPE: SECURITIES 6,339.00					11/04/2010 3,160.00	01/25/2011
2,127.00		115. CBRE GROUP INC PROPERTY TYPE: SECURITIES 2,127.00					04/15/2011	10/31/2011
16,671.00		1115. CBRE GROUP INC PROPERTY TYPE: SECURITIES 28,916.00					VAR -12,245.00	12/15/2011
7,578.00		200. CVS/CAREMARK CORPORATION PROPERTY TYPE: SECURITIES 7,323.00					VAR 255.00	06/21/2011
3,327.00		61. CAMERON INTERNATIONAL CORPORATION PROPERTY TYPE: SECURITIES 3,614.00					03/10/2011 -287.00	07/29/2011
2,176.00		43 CAMERON INTERNATIONAL CORPORATION PROPERTY TYPE: SECURITIES 2,298.00					VAR -122.00	10/31/2011
25,090.00		495 CELGENE CORP COMMON PROPERTY TYPE: SECURITIES 30,459.00					11/01/2010 -5,369.00	02/09/2011
32,209.00		300. CHEVRON CORP COMMON PROPERTY TYPE: SECURITIES 20,841.00					VAR 11,368.00	04/20/2011

FORM 990-PF - PART IV
CAPITAL GAINS AND LOSSES FOR TAX ON INVESTMENT INCOME

Kind of Property		Description				Date acquired	Date sold
Gross sale price less expenses of sale	Depreciation allowed/allowable	Cost or other basis	FMV as of 12/31/69	Adj basis as of 12/31/69	Excess of FMV over adj basis	Gain or (loss)	
2,433.00		33. COGNIZANT TECHNOLOGY SOLUTIONS CORP PROPERTY TYPE: SECURITIES 2,208.00				11/01/2010 225.00	01/25/2011
15,214.00		200. COLGATE PALMOLIVE COMPANY COMMON PROPERTY TYPE: SECURITIES 14,289.00				06/30/2009 925.00	02/04/2011
5,328.00		70. COLGATE PALMOLIVE COMPANY COMMON PROPERTY TYPE: SECURITIES 5,001.00				06/30/2009 327.00	02/04/2011
7,611.00		100. COLGATE PALMOLIVE COMPANY COMMON PROPERTY TYPE: SECURITIES 7,144 00				06/30/2009 467.00	02/04/2011
7,932.00		100. CONOCOPHILLIPS COMMON PROPERTY TYPE: SECURITIES 5,283.00				03/18/2010 2,649.00	03/07/2011
15,865 00		200. CONOCOPHILLIPS COMMON PROPERTY TYPE: SECURITIES 8,848.00				08/21/2009 7,017.00	03/07/2011
7,781.00		100 CONOCOPHILLIPS COMMON PROPERTY TYPE: SECURITIES 4,335.00				VAR 3,446.00	03/08/2011
1,536.00		30. CREE INC COMMON PROPERTY TYPE: SECURITIES 1,547.00				11/01/2010 -11.00	01/25/2011
18,611.00		419. CREE INC COMMON PROPERTY TYPE: SECURITIES 21,613.00				11/01/2010 -3,002.00	03/25/2011
22,269.00		449. DOLLAR TREE INC PROPERTY TYPE: SECURITIES 23,138.00				11/01/2010 -869.00	02/09/2011
9,642.00		200. EMERSON ELECTRIC COMPANY COMMON PROPERTY TYPE: SECURITIES 9,264.00				08/12/2011 378 00	11/22/2011

FORM 990-PF - PART IV
CAPITAL GAINS AND LOSSES FOR TAX ON INVESTMENT INCOME

Kind of Property		Description				P or D	Date acquired	Date sold
Gross sale price less expenses of sale	Depreciation allowed/ allowable	Cost or other basis	FMV as of 12/31/69	Adj basis as of 12/31/69	Excess of FMV over adj basis		Gain or (loss)	
18,942.00		400. EMERSON ELECTRIC COMPANY COMMON PROPERTY TYPE: SECURITIES 18,507.00					VAR 435.00	11/23/2011
4,788.00		100. EMERSON ELECTRIC COMPANY COMMON PROPERTY TYPE: SECURITIES 4,611.00					08/12/2011 177.00	11/23/2011
4,748.00		100. EMERSON ELECTRIC COMPANY COMMON PROPERTY TYPE: SECURITIES 4,611.00					08/12/2011 137.00	11/25/2011
9,843.00		200. EMERSON ELECTRIC COMPANY COMMON PROPERTY TYPE: SECURITIES 9,111.00					VAR 732.00	11/28/2011
9,925.00		200. EMERSON ELECTRIC COMPANY COMMON PROPERTY TYPE: SECURITIES 9,000.00					08/11/2011 925.00	11/29/2011
5,166.00		100 EMERSON ELECTRIC COMPANY COMMON PROPERTY TYPE: SECURITIES 4,500.00					08/11/2011 666.00	11/30/2011
9,382.00		176. EXPEDITORS INTL OF WASHINGTON COMMO PROPERTY TYPE: SECURITIES 8,718.00					11/01/2010 664.00	01/25/2011
4,692.00		88. EXPRESS SCRIPTS INC COMMON PROPERTY TYPE: SECURITIES 4,276.00					11/01/2010 416.00	03/10/2011
3,727.00		90. EXPRESS SCRIPTS INC COMMON PROPERTY TYPE: SECURITIES 4,373.00					11/01/2010 -646.00	09/20/2011
22,221.00		212. F5 NETWORKS INC COMMON PROPERTY TYPE: SECURITIES 25,057.00					VAR -2,836.00	03/18/2011
1,153.00		11. F5 NETWORKS INC COMMON PROPERTY TYPE: SECURITIES 1,153.00					01/25/2011	03/18/2011

FORM 990-PF - PART IV
CAPITAL GAINS AND LOSSES FOR TAX ON INVESTMENT INCOME

Kind of Property		Description				Date acquired	Date sold
Gross sale price less expenses of sale	Depreciation allowed/allowable	Cost or other basis	FMV as of 12/31/69	Adj. basis as of 12/31/69	Excess of FMV over adj. basis	Gain or (loss)	
5,857.00		121. FREEPORT-MCMORAN COPPER & GOLD INC PROPERTY TYPE: SECURITIES 6,748.00				01/27/2011 -891.00	05/16/2011
9,893.00		314. FREEPORT-MCMORAN COPPER & GOLD INC PROPERTY TYPE: SECURITIES 9,893.00				VAR	09/23/2011
92,733.00		4638. GENERAL ELECTRIC CO COMMON PROPERTY TYPE: SECURITIES 73,234.00				01/01/2000 19,499.00	01/25/2011
17,194.00		403. ILLUMINA INC COMMON PROPERTY TYPE: SECURITIES 28,430.00				VAR -11,236.00	09/27/2011
4,116.00		200. INTEL CORP COMMON PROPERTY TYPE: SECURITIES 3,752.00				08/21/2009 364.00	01/06/2011
4,116.00		200. INTEL CORP COMMON PROPERTY TYPE: SECURITIES 4,214.00				01/20/2010 -98.00	01/06/2011
8,244.00		400. INTEL CORP COMMON PROPERTY TYPE: SECURITIES 7,285.00				VAR 959.00	01/06/2011
8,248.00		400. INTEL CORP COMMON PROPERTY TYPE: SECURITIES 6,632.00				06/30/2009 1,616.00	01/06/2011
10,318.00		500. INTEL CORP COMMON PROPERTY TYPE: SECURITIES 8,290.00				06/30/2009 2,028.00	01/06/2011
10,279.00		500. INTEL CORP COMMON PROPERTY TYPE: SECURITIES 8,290.00				06/30/2009 1,989.00	01/07/2011
4,117.00		200. INTEL CORP COMMON PROPERTY TYPE: SECURITIES 3,316.00				06/30/2009 801.00	01/10/2011

FORM 990-PF - PART IV
CAPITAL GAINS AND LOSSES FOR TAX ON INVESTMENT INCOME

Kind of Property		Description				Date acquired	Date sold
Gross sale price less expenses of sale	Depreciation allowed/allowable	Cost or other basis	FMV as of 12/31/69	Adj. basis as of 12/31/69	Excess of FMV over adj. basis	Gain or (loss)	
2,061.00		100. INTEL CORP COMMON PROPERTY TYPE: SECURITIES 1,658.00				06/30/2009 403.00	01/10/2011
4,124.00		200. INTEL CORP COMMON PROPERTY TYPE: SECURITIES 3,316.00				06/30/2009 808.00	01/10/2011
15,425.00		100. INTERNATIONAL BUSINESS MACHINES CORP PROPERTY TYPE: SECURITIES 10,583.00				06/30/2009 4,842.00	03/16/2011
15,407.00		100. INTERNATIONAL BUSINESS MACHINES CORP PROPERTY TYPE: SECURITIES 10,583.00				06/30/2009 4,824.00	03/17/2011
7,828.00		50. INTERNATIONAL BUSINESS MACHINES CORP PROPERTY TYPE: SECURITIES 5,292.00				06/30/2009 2,536.00	03/18/2011
6,842.00		19. INTUITIVE SURGICAL INC COMMON PROPERTY TYPE: SECURITIES 5,021.00				11/01/2010 1,821.00	07/14/2011
22,455.00		56. INTUITIVE SURGICAL INC COMMON PROPERTY TYPE: SECURITIES 14,799.00				11/01/2010 7,656.00	07/25/2011
18,656.00		306. JOHNSON & JOHNSON COMMON PROPERTY TYPE: SECURITIES 19,034.00				12/27/2010 -378.00	01/25/2011
6,491.00		100. JOHNSON & JOHNSON COMMON PROPERTY TYPE: SECURITIES 6,122.00				08/21/2009 369.00	08/25/2011
21,946.00		744. JOHNSON CONTROLS COMMON PROPERTY TYPE: SECURITIES 29,371.00				VAR -7,425.00	09/19/2011
9,997.00		426. JUNIPER NETWORKS INC COMMON PROPERTY TYPE: SECURITIES 13,838.00				11/01/2010 -3,841.00	07/29/2011

FORM 990-PF - PART IV
CAPITAL GAINS AND LOSSES FOR TAX ON INVESTMENT INCOME

Kind of Property		Description				Date acquired	Date sold
Gross sale price less expenses of sale	Depreciation allowed/allowable	Cost or other basis	FMV as of 12/31/69	Adj. basis as of 12/31/69	Excess of FMV over adj basis	Gain or (loss)	
469.00		20. JUNIPER NETWORKS INC COMMON PROPERTY TYPE: SECURITIES 802.00				02/09/2011 -333.00	07/29/2011
3,011.00		136. JUNIPER NETWORKS INC COMMON PROPERTY TYPE: SECURITIES 4,193.00				07/25/2011 -1,182.00	08/17/2011
11,179.00		505. JUNIPER NETWORKS INC COMMON PROPERTY TYPE: SECURITIES 16,404.00				11/01/2010 -5,225.00	08/17/2011
5,402.00		100. KOHLS CORP COMMON PROPERTY TYPE: SECURITIES 5,780.00				04/15/2010 -378.00	11/22/2011
10,565.00		200. KOHLS CORP COMMON PROPERTY TYPE: SECURITIES 11,552.00				04/15/2010 -987.00	11/23/2011
5,263.00		100. KOHLS CORP COMMON PROPERTY TYPE: SECURITIES 5,776.00				04/15/2010 -513.00	11/28/2011
3,048.00		50. LULULEMON ATHLETICA INC W/I PROPERTY TYPE: SECURITIES 2,770.00				08/17/2011 278.00	09/20/2011
9,233.00		200. MARATHON OIL CORPORATION COMMON PROPERTY TYPE: SECURITIES 6,631.00				VAR 2,602.00	02/10/2011
13,805.00		300. MARATHON OIL CORPORATION COMMON PROPERTY TYPE: SECURITIES 9,533.00				08/21/2009 4,272.00	02/10/2011
8,099.00		100. MCKESSON CORPORATION COMMON PROPERTY TYPE: SECURITIES 6,435.00				VAR 1,664.00	12/06/2011
19,157.00		684. MICROSOFT CORP COMMON PROPERTY TYPE: SECURITIES 18,408.00				11/01/2010 749.00	01/14/2011

FORM 990-PF - PART IV
CAPITAL GAINS AND LOSSES FOR TAX ON INVESTMENT INCOME

Kind of Property		Description				Date acquired	Date sold
Gross sale price less expenses of sale	Depreciation allowed/allowable	Cost or other basis	FMV as of 12/31/69	Adj basis as of 12/31/69	Excess of FMV over adj basis	Gain or (loss)	
7,864.00		100. NATIONAL OILWELL VARCO INC PROPERTY TYPE: SECURITIES 3,367.00				06/30/2009 4,497.00	02/10/2011
8,109.00		100. NATIONAL OILWELL VARCO INC PROPERTY TYPE: SECURITIES 3,367.00				06/30/2009 4,742.00	03/04/2011
24,301.00		300. NATIONAL OILWELL VARCO INC PROPERTY TYPE: SECURITIES 10,100.00				06/30/2009 14,201.00	03/30/2011
8,109.00		100. NATIONAL OILWELL VARCO INC PROPERTY TYPE: SECURITIES 3,367.00				06/30/2009 4,742.00	03/30/2011
24,018.00		300. NATIONAL OILWELL VARCO INC PROPERTY TYPE: SECURITIES 10,100.00				06/30/2009 13,918.00	03/31/2011
25,435.00		135. NETFLIX INC COMMON PROPERTY TYPE: SECURITIES 23,493.00				11/01/2010 1,942.00	01/13/2011
6,001.00		59. OCCIDENTAL PETROLEUM CORP COMMON PROPERTY TYPE: SECURITIES 5,722.00				VAR 279.00	05/16/2011
5,997.00		200. ORACLE CORP COMMON PROPERTY TYPE: SECURITIES 6,608.00				02/10/2011 -611.00	09/28/2011
3,259.00		100. ORACLE CORP COMMON PROPERTY TYPE: SECURITIES 2,737.00				08/12/2011 522.00	11/03/2011
3,250.00		100. ORACLE CORP COMMON PROPERTY TYPE: SECURITIES 2,767.00				08/11/2011 483.00	11/03/2011
12,716.00		200. PNC FINANCIAL SERVICES GROUP COMMON PROPERTY TYPE: SECURITIES 11,247.00				03/09/2010 1,469.00	02/10/2011

FORM 990-PF - PART IV
CAPITAL GAINS AND LOSSES FOR TAX ON INVESTMENT INCOME

Kind of Property		Description				Date acquired	Date sold
Gross sale price less expenses of sale	Depreciation allowed/allowable	Cost or other basis	FMV as of 12/31/69	Adj basis as of 12/31/69	Excess of FMV over adj basis	Gain or (loss)	
6,038.00		100. PNC FINANCIAL SERVICES GROUP COMMON PROPERTY TYPE: SECURITIES 5,619.00				03/09/2010 419.00	03/02/2011
12,173.00		200. PNC FINANCIAL SERVICES GROUP COMMON PROPERTY TYPE: SECURITIES 11,221.00				03/09/2010 952.00	03/03/2011
18,261.00		300. PNC FINANCIAL SERVICES GROUP COMMON PROPERTY TYPE: SECURITIES 16,840.00				VAR 1,421.00	03/03/2011
9,193.00		100. PPG INDUSTRIES COMMON PROPERTY TYPE: SECURITIES 4,912.00				VAR 4,281.00	07/08/2011
9,028.00		100. PPG INDUSTRIES COMMON PROPERTY TYPE: SECURITIES 4,411.00				06/30/2009 4,617.00	07/12/2011
9,049.00		100. PPG INDUSTRIES COMMON PROPERTY TYPE: SECURITIES 4,411.00				06/30/2009 4,638.00	07/13/2011
18,112.00		200. PPG INDUSTRIES COMMON PROPERTY TYPE: SECURITIES 8,822.00				06/30/2009 9,290.00	07/13/2011
5,216.00		200. PPL CORPORATION COMMON PROPERTY TYPE: SECURITIES 6,259.00				12/09/2009 -1,043.00	08/11/2011
2,627.00		100. PPL CORPORATION COMMON PROPERTY TYPE: SECURITIES 3,114.00				10/21/2009 -487.00	08/11/2011
10,329.00		400. PPL CORPORATION COMMON PROPERTY TYPE: SECURITIES 12,457.00				10/21/2009 -2,128.00	08/11/2011
15,367.00		600. PPL CORPORATION COMMON PROPERTY TYPE: SECURITIES 18,469.00				10/20/2009 -3,102.00	08/11/2011

FORM 990-PF - PART IV
CAPITAL GAINS AND LOSSES FOR TAX ON INVESTMENT INCOME

Kind of Property		Description				Date acquired	Date sold
Gross sale price less expenses of sale	Depreciation allowed/allowable	Cost or other basis	FMV as of 12/31/69	Adj. basis as of 12/31/69	Excess of FMV over adj basis	Gain or (loss)	
7,844.00		300. PPL CORPORATION COMMON PROPERTY TYPE: SECURITIES 9,343.00				10/21/2009 -1,499.00	08/12/2011
7,952.00		300. PPL CORPORATION COMMON PROPERTY TYPE: SECURITIES 9,235.00				10/20/2009 -1,283.00	08/15/2011
10,524.00		400. PPL CORPORATION COMMON PROPERTY TYPE: SECURITIES 10,612.00				VAR -88.00	08/15/2011
13,799.00		200. PEPSICO INCORPORATED COMMON PROPERTY TYPE: SECURITIES 13,175.00				VAR 624.00	06/21/2011
7,016.00		100. PEPSICO INCORPORATED COMMON PROPERTY TYPE: SECURITIES 6,298.00				02/11/2011 718.00	07/01/2011
28,066.00		400. PEPSICO INCORPORATED COMMON PROPERTY TYPE: SECURITIES 26,151.00				VAR 1,915.00	07/01/2011
14,015.00		200. PEPSICO INCORPORATED COMMON PROPERTY TYPE: SECURITIES 13,165.00				VAR 850.00	07/01/2011
14,053.00		200. PEPSICO INCORPORATED COMMON PROPERTY TYPE: SECURITIES 12,307.00				VAR 1,746.00	07/05/2011
4,734.00		53. PERRIGO CO COMMON PROPERTY TYPE: SECURITIES 3,739.00				01/25/2011 995.00	10/31/2011
3,964.00		200. PFIZER COMMON PROPERTY TYPE: SECURITIES 3,532.00				10/16/2009 432.00	07/20/2011
1,998.00		31. POLYPORE INTERNATIONAL INC PROPERTY TYPE: SECURITIES 1,858.00				06/13/2011 140.00	09/19/2011

FORM 990-PF - PART IV
CAPITAL GAINS AND LOSSES FOR TAX ON INVESTMENT INCOME

Kind of Property		Description				Date acquired	Date sold
Gross sale price less expenses of sale	Depreciation allowed/allowable	Cost or other basis	FMV as of 12/31/69	Adj basis as of 12/31/69	Excess of FMV over adj basis	Gain or (loss)	
4,533.00		88. POTASH CORP SASKATCHEWAN COMMON PROPERTY TYPE: SECURITIES 4,106.00				12/09/2010 427.00	05/16/2011
3,400.00		66. POTASH CORP SASKATCHEWAN COMMON PROPERTY TYPE: SECURITIES 4,030.00				02/09/2011 -630.00	05/16/2011
16,667.00		425. POTASH CORP SASKATCHEWAN COMMON PROPERTY TYPE: SECURITIES 19,754.00				VAR -3,087.00	12/15/2011
1,526.00		3. PRICELINE COM INC NEW COMMON PROPERTY TYPE: SECURITIES 1,143.00				11/01/2010 383.00	08/08/2011
2,034.00		4. PRICELINE COM INC NEW COMMON PROPERTY TYPE: SECURITIES 1,682.00				01/25/2011 352.00	08/08/2011
3,888.00		8. PRICELINE COM INC NEW COMMON PROPERTY TYPE: SECURITIES 3,994.00				08/17/2011 -106.00	11/21/2011
7,775.00		16. PRICELINE COM INC NEW COMMON PROPERTY TYPE: SECURITIES 6,098.00				11/01/2010 1,677.00	11/21/2011
4,541.00		86. QUALCOMM COMMON PROPERTY TYPE: SECURITIES 4,815.00				02/09/2011 -274.00	04/15/2011
475.00		9. QUALCOMM COMMON PROPERTY TYPE: SECURITIES 410.00				11/01/2010 65.00	04/15/2011
5,146.00		100. ST JUDE MEDICAL COMMON PROPERTY TYPE: SECURITIES 4,204.00				02/04/2011 942.00	03/30/2011
10,293.00		200. ST JUDE MEDICAL COMMON PROPERTY TYPE: SECURITIES 8,267.00				06/30/2009 2,026.00	03/30/2011

FORM 990-PF - PART IV
CAPITAL GAINS AND LOSSES FOR TAX ON INVESTMENT INCOME

Kind of Property		Description				Date acquired	Date sold
Gross sale price less expenses of sale	Depreciation allowed/allowable	Cost or other basis	FMV as of 12/31/69	Adj basis as of 12/31/69	Excess of FMV over adj basis	Gain or (loss)	
23,069.00		1441. SCHWAB CHARLES CORP NEW COMMON PROPERTY TYPE: SECURITIES 22,847.00				VAR 222.00	06/10/2011
28,279.00		574. TARGET CORP COMMON PROPERTY TYPE: SECURITIES 30,027.00				11/01/2010 -1,748.00	03/30/2011
5,649.00		100. TRAVELERS COS INC/THE PROPERTY TYPE: SECURITIES 4,881.00				08/21/2009 768.00	10/25/2011
5,650.00		100. TRAVELERS COS INC/THE PROPERTY TYPE: SECURITIES 4,483.00				VAR 1,167.00	10/25/2011
11,381.00		200. TRAVELERS COS INC/THE PROPERTY TYPE: SECURITIES 8,170.00				06/30/2009 3,211.00	10/26/2011
5,691.00		100. TRAVELERS COS INC/THE PROPERTY TYPE: SECURITIES 4,085.00				06/30/2009 1,606.00	10/26/2011
5,515.00		100. TRAVELERS COS INC/THE PROPERTY TYPE: SECURITIES 4,085.00				06/30/2009 1,430.00	12/01/2011
5,538.00		100. TRAVELERS COS INC/THE PROPERTY TYPE: SECURITIES 4,085.00				06/30/2009 1,453.00	12/02/2011
27,803.00		500. TRAVELERS COS INC/THE PROPERTY TYPE: SECURITIES 20,370.00				VAR 7,433.00	12/06/2011
8,375.00		89. UNION PACIFIC CORP COMMON PROPERTY TYPE: SECURITIES 8,318.00				12/09/2010 57.00	01/25/2011
10,309.00		108. UNION PACIFIC CORP COMMON PROPERTY TYPE: SECURITIES 9,594.00				VAR 715.00	03/18/2011

FORM 990-PF - PART IV
CAPITAL GAINS AND LOSSES FOR TAX ON INVESTMENT INCOME


Kind of Property		Description				P or D	Date acquired	Date sold
Gross sale price less expenses of sale	Depreciation allowed/ allowable	Cost or other basis	FMV as of 12/31/69	Adj. basis as of 12/31/69	Excess of FMV over adj basis		Gain or (loss)	
7,027.00		100. UNITED TECHNOLOGIES CORP COMMON PROPERTY TYPE: SECURITIES 6,621.00					02/05/2010 406.00	08/11/2011
20,776.00		300. UNITED TECHNOLOGIES CORP COMMON PROPERTY TYPE: SECURITIES 19,896.00					VAR 880.00	08/11/2011
13,964.00		200. UNITED TECHNOLOGIES CORP COMMON PROPERTY TYPE: SECURITIES 13,241.00					02/05/2010 723.00	08/11/2011
14,035.00		200. UNITED TECHNOLOGIES CORP COMMON PROPERTY TYPE: SECURITIES 13,172.00					VAR 863.00	08/12/2011
15,422.00		300. UNITEDHEALTH GROUP INC COMMON PROPERTY TYPE: SECURITIES 8,297.00					VAR 7,125.00	06/20/2011
9,701.00		200. UNITEDHEALTH GROUP INC COMMON PROPERTY TYPE: SECURITIES 5,052.00					06/30/2009 4,649.00	09/28/2011
4,851.00		100. UNITEDHEALTH GROUP INC COMMON PROPERTY TYPE: SECURITIES 4,336.00					08/11/2011 515.00	09/28/2011
11,710.00		100. V F CORP COMMON PROPERTY TYPE: SECURITIES 8,332.00					10/28/2010 3,378.00	08/30/2011
12,608.00		100. V F CORP COMMON PROPERTY TYPE: SECURITIES 8,019.00					11/12/2010 4,589.00	09/20/2011
13,152.00		100. V F CORP COMMON PROPERTY TYPE: SECURITIES 5,622.00					06/30/2009 7,530.00	09/27/2011
14,266.00		500. WELLS FARGO & CO NEW COMMON PROPERTY TYPE: SECURITIES 16,757.00					VAR -2,491.00	04/21/2011

FORM 990-PF - PART IV
CAPITAL GAINS AND LOSSES FOR TAX ON INVESTMENT INCOME

Kind of Property		Description				Date acquired	Date sold
Gross sale price less expenses of sale	Depreciation allowed/allowable	Cost or other basis	FMV as of 12/31/69	Adj. basis as of 12/31/69	Excess of FMV over adj basis	Gain or (loss)	
-28.00		8. GENERAL ELECTRIC CO CALL MAY 21 EXPIR PROPERTY TYPE: SECURITIES -332.00				03/15/2011 304.00	05/16/2011
		8. GENERAL ELECTRIC CO CALL JUN 22.5 EXP PROPERTY TYPE: SECURITIES -332.00				02/02/2011 332.00	06/20/2011
-128.00		17. GENERAL ELECTRIC CO CALL SEP 20 EXPI PROPERTY TYPE: SECURITIES -535.00				06/21/2011 407.00	08/02/2011
-188.00		25 GENERAL ELECTRIC CO CALL OCT 21 EXPI PROPERTY TYPE: SECURITIES -555.00				VAR 367.00	08/02/2011
		8. GENERAL ELECTRIC CO CALL DEC 19 EXPIR PROPERTY TYPE: SECURITIES -172.00				08/17/2011 172.00	12/19/2011
-44.00		8. GENERAL ELECTRIC CO CALL JAN 19 EXPIR PROPERTY TYPE: SECURITIES -236.00				08/17/2011 192.00	11/25/2011
		16. GENERAL ELECTRIC CO CALL DEC 18 EXPI PROPERTY TYPE: SECURITIES -472.00				VAR 472.00	12/19/2011
-1,011.00		16. GENERAL ELECTRIC CO CALL MAR 19 EXPI PROPERTY TYPE: SECURITIES -501.00				VAR -510.00	03/15/2011
-28.00		8. GENERAL ELECTRIC CO CALL JUN 19 EXPIR PROPERTY TYPE: SECURITIES -348.00				12/08/2010 320.00	06/15/2011
-2,828.00		8. GENERAL ELECTRIC CO CALL FEB 18 EXPIR PROPERTY TYPE: SECURITIES -220.00				12/08/2010 -2,608.00	02/17/2011
-417.00		17. GENERAL ELECTRIC CO CALL APR 20 EXPI PROPERTY TYPE: SECURITIES -433.00				12/23/2010 16.00	04/15/2011

FORM 990-PF - PART IV
CAPITAL GAINS AND LOSSES FOR TAX ON INVESTMENT INCOME

Kind of Property		Description				Date acquired	Date sold
Gross sale price less expenses of sale	Depreciation allowed/allowable	Cost or other basis	FMV as of 12/31/69	Adj basis as of 12/31/69	Excess of FMV over adj basis	Gain or (loss)	
-188.00		8. GENERAL ELECTRIC CO CALL MAY 20 EXPIR PROPERTY TYPE: SECURITIES -1,508.00				02/17/2011 1,320.00	05/16/2011
-168.00		16. GENERAL ELECTRIC CO CALL DEC 21 EXPI PROPERTY TYPE: SECURITIES -600.00				VAR 432.00	08/10/2011
		8. GENERAL ELECTRIC CO CALL JUN 21 EXPIR PROPERTY TYPE: SECURITIES -260.00				01/04/2011 260.00	06/20/2011
-111.00		17. GENERAL ELECTRIC CO CALL SEP 22.5 EX PROPERTY TYPE: SECURITIES -654.00				04/15/2011 543.00	06/07/2011
-20.00		8. GENERAL ELECTRIC CO CALL JUL 22 EXPIR PROPERTY TYPE: SECURITIES -172.00				04/29/2011 152.00	06/21/2011
TOTAL GAIN(LOSS)						----- 193,253. =====	



Investment Detail

Across Account(s) separate Principal and Income
As of December 31, 2011

Page 1

Description	Quantity	Market Value	% MV	Unit MV	Federal Tax Cost	Unit Tax Cost	Unrealized Gain/Loss	EAI	Current Yield (%)	YTM Market
Base Currency - U.S. Dollar										
Principal Portfolios - U.S. Dollar										
Common Stocks And Convertibles										
Energy										
CAMERON INTERNATIONAL CORPORATION	664 0000	32,662 16	21	49 1900	30,173 97	45 4427	2,488 19	00		
CHEVRON CORP COMMON	700 0000	74,480 00	48	106 4000	49,731 68	71 0453	24,748 32	2,268 00	3 05	
CONOCOPHILIPS COMMON	850 0000	61,939 50	40	72 8700	35,846 94	42 1729	26,092 56	2,244 00	3 62	
CORE LABORATORIES N V COMMON	300 0000	34,185 00	22	113 9500	12,416 50	41 3883	21,768 50	300 00	88	
DIAMOND OFFSHORE DRILLING INC COMMON	850 0000	46,971 00	30	55 2600	59,791 14	70 3425	(12,820 14)	425 00	90	
EXXON MOBIL CORPORATION COMMON	800 0000	67,808 00	44	84 7600	63,175 26	78 9691	4,632 74	1,504 00	2 22	
MARATHON OIL CORPORATION COMMON	2,000 0000	58,540 00	38	29 2700	42,370 77	21 1854	16,169 23	1,920 00	3 28	
MARATHON PETROLEUM CORPORATION	950 0000	31,625 50	20	33 2900	26,631 36	28 0330	4,994 14	950 00	3 00	
MURPHY OIL CORP COMMON	1,000 0000	55,740 00	36	55 7400	69,417 27	69 4173	(13,677 27)	1,100 00	1 97	
NABORS INDUSTRIES LTD COMMON	4,075 0000	70,660 50	46	17 3400	63,399 99	15 5583	7,260 51	00		
NOBLE CORPORATION	2,750 0000	83,105 00	54	30 2200	83,098 85	30 2178	6 15	1,628 00	1 96	
OCCIDENTAL PETROLEUM CORP COMMON	293 0000	27,454 10	18	93 7000	24,326 32	83 0250	3,127 78	539 12	1 96	
SCHLUMBERGER LIMITED COMMON	1,775 0000	121,250 25	79	68 3100	102,779 29	57 9038	18,470 96	1,775 00	1 46	
SUNCOR ENERGY INC	2,350 0000	67,750 50	44	28 8300	65,454 03	27 8528	2,296 47	00		
TRANSOCEAN LTD	1,175 0000	45,108 25	29	38 3900	82,906 90	70 5591	(37,798 65)	00		
WEATHERFORD INTERNATIONAL LTD	3,550 0000	51,972 00	34	14 6400	65,997 68	18 5909	(14,025 68)	00		
TOTAL Energy	24,082 0000	931,251 76	6 03		877,517 95		53,733 81	14,653 12		
Consumer Staples										
ARCHER-DANIELS-MIDLAND COMPANY COMMON	1,050 0000	30,030 00	19	28 6000	27,516 14	26 2058	2,513 86	735 00	2 45	
BRITISH AMERICAN TOB PLC SPONSORED ADR	500 0000	47,440 00	31	94 8800	28,313 76	56 6275	19,126 24	1,921 00	4 05	
CVS/CAREMARK CORPORATION	1,800 0000	73,404 00	48	40 7800	58,843 45	32 6908	14,560 55	1,170 00	1 59	
DIAGEO PLC SPONSORED ADR NEW	575 0000	50,266 50	33	87 4200	33,331 75	57 9683	16,934 75	1,492 13	2 97	
KIMBERLY CLARK CORP COMMON	980 0000	72,088 80	47	73 5600	53,479 29	54 5707	18,609 51	2,744 00	3 81	
NESTLE S A SPONSORED ADR REPRESENTING REGISTERED SHARES	1,025 0000	59,191 70	38	57 7480	39,373 00	38 4127	19,818 70	1,811 18	3 06	
SYSCO CORP COMMON	1,300 0000	38,129 00	25	29 3300	37,712 89	29 0099	416 11	1,404 00	3 68	
UNILEVER N V N Y SHARES COMMON	1,200 0000	41,244 00	27	34 3700	29,865 00	24 8875	11,379 00	1,264 80	3 07	
TOTAL Consumer Staples	8,430 0000	411,794 00	2 67		308,435 28		103,358 72	12,542 11		

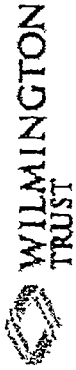


Investment Detail

Across Account(s) separate Principal and Income
As of December 31, 2011

Page 2

Description	Quantity	Market Value	% MV	Unit MV	Federal Tax Cost	Unit Tax Cost	Unrealized Gain/Loss	EAI	Current Yield (%)	YTM Market
Health Care										
ALEXION PHARMACEUTICALS INC COMMON	568 0000	40,612.00	26	71 5000	23,429.99	41 2500	17,182.01	00		
ALLERGAN COMMON	517 0000	45,361.58	29	87 7400	37,576.85	72 6825	7,784.73	103.40	23	
BIOGEN IDEC INC COMMON	193 0000	21,239.65	14	110 0500	18,194.59	94 2725	3,045.06	00		
EXPRESS SCRIPTS INC COMMON	447 0000	19,976.43	13	44 6900	21,720.85	48 5925	(1,744.42)	00		
JOHNSON & JOHNSON COMMON	910 0000	59,677.80	39	65 5800	52,338.88	57 5153	7,338.92	2,074.80	3.48	
LILLY ELI & COMPANY COMMON	1,600 0000	66,496.00	43	41 5600	55,859.32	34 9121	10,636.68	3,136.00	4.72	
MCKESSON CORPORATION COMMON	650 0000	50,641.50	33	77 9100	32,629.28	50 1989	18,012.22	520.00	1.03	
MERCK & CO	1,900 0000	71,630.00	46	37 7000	66,962.61	35 2435	4,667.39	3,192.00	4.46	
NOVARTIS AG SPONSORED ADR	650 0000	37,160.50	24	57 1700	26,420.50	40 6469	10,740.00	1,303.25	3.51	
PERRIGO CO COMMON	397 0000	38,628.10	25	97 3000	26,550.46	06 8777	12,077.64	127.04	3.3	
PFIZER COMMON	3,500 0000	75,740.00	49	21 6400	55,052.68	15 7293	20,687.32	3,080.00	4.07	
ST JUDE MEDICAL COMMON	1,700 0000	58,310.00	38	34 3000	65,846.04	38 7330	(7,536.04)	1,428.00	2.45	
UNITEDHEALTH GROUP INC COMMON	1,100 0000	55,748.00	36	50 6800	27,639.58	25 1269	28,108.42	715.00	1.28	
TOTAL Health Care	14,132.0000	641,221.56	4.15		510,221.63		130,999.93	15,679.49		
Consumer Discretionary										
AMAZON COM INC COMMON	172 0000	29,773.20	19	173 1000	29,553.25	171 8212	219.95	00		
BEST BUY CO COMMON	1,300 0000	30,381.00	20	23 3700	50,527.15	38 8670	(20,146.15)	832.00	2.74	
CHIPOTLE MEXICAN GRILL - CL A	89 0000	30,058.86	19	337 7400	22,748.03	255 5958	7,310.83	00		
COMCAST CORPORATION COMMON CLASS A	2,700 0000	64,017.00	41	23 7100	49,963.14	18 5049	14,053.86	1,215.00	1.90	
DOLLAR TREE INC	325 0000	27,010.75	17	83 1100	24,690.74	75 9715	2,320.01	00		
FINNING INTERNATIONAL INC	150 0000	3,247.50	02	21 6500	4,040.95	26 9397	(793.45)	76.65	2.36	
KOHL'S CORP COMMON	610 0000	30,103.50	19	49 3500	33,025.22	54 1397	(2,921.72)	610.00	2.03	
LULULEMON ATHLETICA INC W/I	437 0000	20,390.42	13	46 6600	20,997.85	48 0500	(607.43)	00		
STAPLES COMMON	2,400 0000	33,336.00	22	13 8900	33,636.45	14 0152	(300.45)	960.00	2.88	
STARWOOD HOTELS & RESORTS WORLDWIDE INC	575 0000	27,582.75	18	47 9700	30,973.56	53 8671	(3,390.81)	287.50	1.04	
V F CORP COMMON	400 0000	50,796.00	33	126 9900	22,488.12	56 2203	28,307.88	1,152.00	2.27	
TOTAL Consumer Discretionary	9,158.0000	346,696.98	2.25		322,644.46		24,052.52	5,133.15		
Industrials										
CANADIAN NATIONAL RAILWAY CO COMMON	725 0000	56,956.00	37	78 5600	31,178.68	43 0051	25,777.32	527.80	93	
CANADIAN PACIFIC RAILWAY LIMITED COMMON	1,150 0000	77,820.50	50	67 6700	48,898.42	42 5204	28,922.08	456.55	59	
CATERPILLAR COMMON	301 0000	27,270.60	18	90 6000	31,310.73	104 0224	(4,040.13)	553.84	2.03	
COOPER INDUSTRIES PLC CL A	1,075 0000	58,211.25	38	54 1500	32,372.78	30 1142	25,838.47	1,247.00	2.14	
DANAHER CORP COMMON	1,600 0000	75,264.00	49	47 0400	58,886.92	36 8043	16,377.08	160.00	.21	

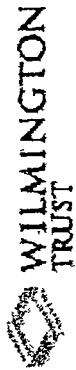


Investment Detail

Across Account(s) separate Principal and Income
As of December 31, 2011

Page 3

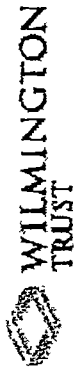
Description	Quantity	Market Value	% MV	Unit MV	Federal Tax Cost	Unit Tax Cost	Unrealized Gain/Loss	EAI	Current Yield (%)	YTM Market
DOVER CORP COMMON	1,200 0000	69,660 00	45	58 0500	62,729 15	52 2743	6,930 85	1,512 00		2 17
EXPEDITORS INTL OF WASHINGTON COMMON	539 0000	22,077 44	14	40 9600	26,698 02	49 5325	(4,620 58)	269 50		1 22
GENERAL DYNAMICS CORP COMMON	1,000 0000	66,410 00	43	66 4100	60,159 63	60 1596	6,250 37	1,880 00		2 83
GENERAL ELECTRIC CO CALL APR 19 EXPIRES 4/21/12	(17 0000)	(1,003 00)	(01)	5900	(654 41)	3849	(348 59)	00		
GENERAL ELECTRIC CO CALL JUN 20 EXPIRES 6/16/12	(8 0000)	(416 00)		5200	(259 95)	3249	(156 05)	00		
GENERAL ELECTRIC CO CALL MAR 19 EXPIRES 03/17/2012	(8 0000)	(328 00)		4100	(251 95)	3149	(76 05)	00		
GENERAL ELECTRIC CO COMMON	236,890 0000	4,242,699 90	27 47	17 9100	255,276 10	1 0776	3,987,423 80	161,085 20		3 80
POLYPORE INTERNATIONAL INC	375 0000	16,496 25	11	43 9900	21,850 81	58 2688	(5,354 56)	00		
POTASH CORP SASKATCHEWAN COMMON	2,025 0000	83,592 00	54	41 2800	59,496 46	29 3810	24,095 54	1,215 00		1 45
UNION PACIFIC CORP COMMON	378 0000	40,045 32	26	105 9400	35,042 42	92 7048	5,002 90	907 20		2 27
TOTAL Industrials	247,225 0000	4,834,756 26	31 31		722,733 81		4,112,022 45	169,814 09		
Information Technology										
APPLE INC	149 0000	60,345 00	39	405 0000	45,572 97	305 8589	14,772 03	00		
ARM HOLDINGS PLC	794 0000	21,969 98	14	27 6700	13,245 83	16 6824	8,724 15	103 22		47
CISCO SYSTEMS COMMON	3,800 0000	68,704 00	44	18 0800	78,309 62	20 6078	(9,605 62)	912 00		1 33
CITRIX SYSTEMS INC COMMON	504 0000	30,602 88	20	60 7200	32,551 66	64 5866	(1,948 78)	00		
COGNIZANT TECHNOLOGY SOLUTIONS CORP COMMON	725 0000	46,624 75	30	64 3100	48,226 23	66 5189	(1,601 48)	00		
E M C CORP MASSACHUSETTS COMMON	1,104 0000	23,780 16	15	21 5400	30,373 68	27 5124	(6,593 52)	00		
GOOGLE INC CLASS A	74 0000	47,796 60	31	645 9000	45,232 23	611 2464	2,564 37	00		
HEWLETT-PACKARD CO COMMON	1,700 0000	43,792 00	28	25 7600	67,989 99	39 9941	(24,197 99)	816 00		1 86
MARVELL TECHNOLOGY GROUP LTD COMMON	3,000 0000	41,550 00	27	13 8500	54,240 00	18 0800	(12,690 00)	00		
MICROSOFT CORP COMMON	2,600 0000	67,496 00	44	25 9600	71,800 99	27 6158	(4,304 99)	2,080 00		3 08
MOTOROLA SOLUTIONS	1,100 0000	50,919 00	33	46 2900	49,891 68	45 3561	1,027 32	968 00		1 90
ORACLE CORP COMMON	1,900 0000	48,735 00	32	25 6500	42,486 92	22 3615	6,248 08	456 00		94
PRICELINE COM INC NEW COMMON	53 0000	24,788 63	16	467 7100	20,200 02	381 1325	4,588 61	00		
QUALCOMM COMMON	698 0000	38,180 60	25	54 7000	31,793 65	45 5525	6,384 95	600 28		1 57
TOTAL Information Technology	18,201 0000	615,284 60	3 98		631,917 47		(16,632 87)	5,935 50		
Materials										
AGRIUM INC COMMON	600 0000	40,266 00	26	67 1100	39,973 85	66 6231	292 15	270 00		67
BASF SE	675 0000	47,220 98	31	69 9570	28,107 00	41 6400	19,113 98	1,547 78		3 28
BHP BILLITON LTD SPONSORED ADR	1,250 0000	88,287 50	57	70 6300	66,208 98	52 9672	22,078 52	2,525 00		2 86



Investment Detail

Across Account(s) separate Principal and Income
As of December 31, 2011

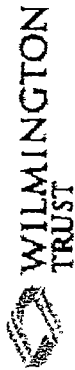
Description	Quantity	Market Value	% MV	Unit MV	Federal Tax Cost	Unit Tax Cost	Unrealized Gain/Loss	EAI	Current Yield (%)	YTM Market
FREPORT-MCMORAN COPPER & GOLD, INC COMMON STOCK	1,300,000	47,827.00	31	36.7900	44,697.08	34.3824	3,129.92	1,300.00		2.72
INTERNATIONAL PAPER COMPANY COMMON	2,000,000	59,200.00	38	29.6000	58,118.93	29.0595	1,081.07	2,100.00		3.55
MONSANTO COMPANY COMMON	429,000	30,060.03	19	70.0700	31,866.85	74.2817	(1,806.82)	514.80		1.71
RIO TINTO PLC SPONSORED ADR	1,900,000	92,948.00	60	48.9200	62,846.76	33.0772	30,101.24	2,219.20		2.39
TENARIS SA SPONSORED ADR	2,000,000	74,360.00	48	37.1800	52,041.50	26.0208	22,318.50	1,360.00		1.83
VALE S A	2,800,000	60,060.00	39	21.4500	47,500.00	16.9643	12,560.00	78.40		1.3
YARA INTERNATIONAL ASA SPONSORED ADR	100,000	4,021.50	03	40.2150	2,676.50	26.7650	1,345.00	83.40		2.07
TOTAL Materials	13,054,000	544,251.01	3.52		434,037.45		110,213.56	11,998.58		
Financials										
ALLSTATE CORP COMMON	2,650,000	72,636.50	47	27.4100	68,158.24	25.7201	4,478.26	2,226.00		3.06
AXA SPONSORED ADR	775,000	10,106.00	07	13.0400	13,904.48	17.9413	(3,798.48)	649.45		6.43
BANK OF AMERICA CORP COMMON	5,700,000	31,692.00	21	5.5600	71,099.23	12.4735	(39,407.23)	228.00		7.2
CAPITAL ONE FINANCIAL CORP COMMON	1,400,000	59,206.00	38	42.2900	55,933.07	39.9522	3,272.93	280.00		4.7
FIFTH THIRD BANCORP OHIO COMMON	5,200,000	66,144.00	43	12.7200	69,982.95	13.4583	(3,838.95)	1,664.00		2.52
GOLDMAN SACHS GROUP INC COMMON	400,000	36,172.00	23	90.4300	61,805.70	154.5142	(25,633.70)	560.00		1.55
JPMORGAN CHASE & COMPANY COMMON	2,450,000	81,462.50	53	33.2500	87,765.22	35.8225	(6,302.72)	2,450.00		3.01
MANULIFE FINANCIAL CORP COMMON	775,000	8,230.50	05	10.6200	13,558.50	17.4948	(5,328.00)	611.48		7.43
METLIFE INC COMMON	2,300,000	71,714.00	46	31.1800	75,125.83	32.6634	(3,411.83)	1,702.00		2.37
PARTNERRE LTD COMMON SHARES	200,000	12,842.00	08	64.2100	12,868.00	64.3400	(26.00)	480.00		3.74
STATE STREET CORPORATION COMMON	1,600,000	64,496.00	42	40.3100	74,281.26	46.4258	(9,785.26)	1,152.00		1.79
UBS AG-REG	2,175,000	25,730.25	17	11.8300	28,378.37	13.0475	(2,648.12)	00		
VISA INC CLASS A SHARES	222,000	22,539.66	15	101.5300	21,673.96	97.6305	865.70	195.36		8.7
WELLS FARGO & CO NEW COMMON	2,150,000	59,254.00	38	27.5600	64,962.97	30.2153	(5,708.97)	1,032.00		1.74
TOTAL Financials	27,997,000	622,225.41	4.03		719,497.78		(97,272.37)	13,230.29		
Telecommunication Services										
AT&T INC	2,000,000	60,480.00	39	30.2400	50,504.40	25.2522	9,975.60	3,520.00		5.82
VERIZON COMMUNICATIONS COMMON	1,800,000	72,216.00	47	40.1200	52,619.83	29.2332	19,596.17	3,600.00		4.99
TOTAL Telecommunication Services	3,800,000	132,696.00	.86		103,124.23		29,571.77	7,120.00		
Utilities										
AMERICAN ELECTRIC POWER CO COMMON	1,800,000	74,358.00	48	41.3100	57,174.71	31.7637	17,183.29	3,384.00		4.55



Investment Detail

Across Account(s) separate Principal and Income
As of December 31, 2011

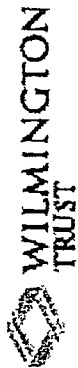
Description	Quantity	Market Value	% MV	Unit MV	Federal Tax Cost	Unit Tax Cost	Unrealized Gain/Loss	EAI	Current Yield (%)	YTM Market
ENTERGY CORP NEW COMMON	850.0000	62,092.50	40	73.0500	65,689.00	77.2812	(3,596.50)	2,822.00		4.54
TOTAL Utilities	2,650.0000	136,450.50	.88		122,863.71		13,586.79	6,206.00		
Miscellaneous										
ACME PACKET INC	526.0000	16,258.66	11	30.9100	24,975.46	47.4819	(8,716.80)	00		
BROOKFIELD ASSET MANAGEMENT INC	825.0000	22,671.00	15	27.4800	13,791.52	16.7170	8,879.48	396.00		1.75
CANADIAN NATURAL RESOURCES COM STK NPV	850.0000	31,764.50	21	37.3700	21,354.77	25.1233	10,409.73	247.35		78
INGERSOLL-RAND PLC	1,625.0000	49,513.75	32	30.4700	35,572.25	21.8906	13,941.50	1,040.00		2.10
TALISMAN ENERGY INC COMMON	1,000.0000	12,750.00	08	12.7500	13,818.22	13.8182	(1,068.22)	232.00		1.82
TOTAL Miscellaneous	4,826.0000	132,957.91	.86		109,512.22		23,445.69	1,915.35		
TOTAL Common Stocks And Convertibles	373,555.0000	9,349,585.99	60.55		4,862,505.99		4,487,080.00	264,227.68		
Mutual Funds										
GABELLI SMALL CAP GROWTH FUND I	19,997.4220	636,117.99	4.12	31.8100	490,134.30	24.5099	145,983.69	00		
GROWTH FD AMER INC CLASS F	20,292.2080	579,545.46	3.75	28.5600	500,000.00	24.6400	79,545.46	4,383.12		76
ISHARES BARCLAYS TIPS BOND FUND	4,700.0000	548,443.00	3.55	116.6900	475,230.59	101.1129	73,212.41	22,484.80		4.10
ISHARES S&P 500 GROWTH INDEX FUND	25,200.0000	1,699,236.00	11.00	67.4300	1,247,607.00	49.5082	451,629.00	27,468.00		1.62
MFS INTERNATIONAL NEW DISCOVERY FUND I	9,772.2150	194,955.69	1.26	19.9500	195,053.41	19.9600	(97.72)	2,882.80		1.48
POWERSHARES DB COMMODITY INDEX TRACKING FUND	19,700.0000	528,748.00	3.42	26.8400	550,273.25	27.9327	(21,525.25)	00		
T ROWE PRICE GROWTH STOCK FUND COMMON	16,666.6670	530,500.01	3.44	31.8300	400,000.00	24.0000	130,500.01	00		
VANGUARD MORGAN GROWTH FUND-AD	9,541.9850	516,793.91	3.35	54.1600	400,000.00	41.9200	116,793.91	3,730.92		72
VANGUARD MSCI EAFE ETF	10,400.0000	318,552.00	2.06	30.6300	335,003.76	32.2119	(16,451.76)	10,878.40		3.41
VANGUARD SMALL-CAP ETF	7,100.0000	494,657.00	3.20	69.6700	364,826.40	51.3840	129,830.60	6,674.00		1.35
TOTAL	143,370.4970	6,047,549.06	39.16		4,958,128.71		1,089,420.35	78,502.04		
TOTAL Mutual Funds	143,370.4970	6,047,549.06	39.16		4,958,128.71		1,089,420.35	78,502.04		
Short-Term Investments										
WILMINGTON PRIME MM FUND W CLASS	103,945.4500	103,945.45	67	1.0000	103,945.45	1.0000	00	11.35		.01



Investment Detail

Across Account(s) separate Principal and Income
As of December 31, 2011

Description	Quantity	Market Value	% MV	Unit MV	Federal Tax Cost	Unit Tax Cost	Unrealized Gain/Loss	EAI	Current Yield (%)	YTM Market
WILMINGTON TRUST DEPOSIT SWEEP	82,938.2600	82,938.26	54	1.0000	82,938.26	1.0000	.00	248.84		30
TOTAL										
TOTAL Short-Term Investments	186,883.7100	186,883.71	1.21		186,883.71		.00	260.19		
	186,883.7100	186,883.71	1.21		186,883.71		.00	260.19		
Cash										
US DOLLAR CURRENCY	(141,745.8800)	(141,745.88)	(.92)	1.0000	(141,745.88)	1.0000	.00	.00		
TOTAL										
TOTAL Cash	(141,745.8800)	(141,745.88)	(.92)		(141,745.88)		.00	.00		
TOTAL Principal Portfolios - U.S. Dollar	562,063.3270	15,442,272.88	100.00		9,865,772.53		5,576,500.35	342,989.91		



Investment Detail

Across Account(s) separate Principal and Income
As of December 31, 2011

Page 7

Description	Quantity	Market Value	% MV	Unit MV	Federal Tax Cost	Unit Tax Cost	Unrealized Gain/Loss	EAI	Current Yield (%)	YTM Market
Income Portfolios - U.S. Dollar										
Short-Term Investments										
WILMINGTON PRIME MM FUND W CLASS	37,137.7100	37,137.71	36.81	1.0000	37,137.71	1.0000	.00	4.05		01
WILMINGTON TRUST DEPOSIT SWEEP	63,757.0400	63,757.04	63.19	1.0000	63,757.04	1.0000	.00	191.29		30
TOTAL										
TOTAL Short-Term Investments	100,894.7500	100,894.75	100.00		100,894.75		.00	195.34		
TOTAL Income Portfolios - U.S. Dollar	100,894.7500	100,894.75	100.00		100,894.75		.00	195.34		
TOTAL Base Currency - U.S. Dollar	100,894.7500	100,894.75	100.00		100,894.75		.00	195.34		
	662,958.0770	15,543,167.63	100.00		9,966,667.28		5,576,500.35	343,185.25		

+ Unknown

^ Incomplete

* A period end market value is unavailable Last provided value is displayed

*** Only investments held as of the specified date appear on this report.***