



See a Social Security Number? Say Something!
Report Privacy Problems to <https://public.resource.org/privacy>
Or call the IRS Identity Theft Hotline at 1-800-908-4490



Return of Private Foundation
or Section 4947(a)(1) Nonexempt Charitable Trust
Treated as a Private Foundation

2011

Note. The foundation may be able to use a copy of this return to satisfy state reporting requirements

For calendar year 2011 or tax year beginning

, and ending

Name of foundation AGNES M. LINDSAY TRUST		A Employer identification number 02-6004971
Number and street (or P.O. box number if mail is not delivered to street address) 660 CHESTNUT STREET	Room/suite	B Telephone number 603-669-1366
City or town, state, and ZIP code MANCHESTER, NH 03104		C If exemption application is pending, check here <input type="checkbox"/>
G Check all that apply <input type="checkbox"/> Initial return <input type="checkbox"/> Final return <input type="checkbox"/> Address change <input type="checkbox"/> Initial return of a former public charity <input type="checkbox"/> Amended return <input type="checkbox"/> Name change		D 1. Foreign organizations, check here <input type="checkbox"/> 2. Foreign organizations meeting the 85% test, check here and attach computation <input type="checkbox"/>
H Check type of organization <input checked="" type="checkbox"/> Section 501(c)(3) exempt private foundation <input type="checkbox"/> Section 4947(a)(1) nonexempt charitable trust <input type="checkbox"/> Other taxable private foundation		E If private foundation status was terminated under section 507(b)(1)(A), check here <input type="checkbox"/>
I Fair market value of all assets at end of year (from Part II, col. (c), line 16) <input type="checkbox"/> \$ 21,209,228.	J Accounting method <input type="checkbox"/> Cash <input checked="" type="checkbox"/> Accrual <input type="checkbox"/> Other (specify) _____	F If the foundation is in a 60-month termination under section 507(b)(1)(B), check here <input type="checkbox"/>

Part I Analysis of Revenue and Expenses (The total of amounts in columns (b), (c), and (d) may not necessarily equal the amounts in column (a).)		(a) Revenue and expenses per books	(b) Net investment income	(c) Adjusted net income	(d) Disbursements for charitable purposes (cash basis only)
1 Contributions, gifts, grants, etc., received				N/A	
2 Check <input checked="" type="checkbox"/> if the foundation is not required to attach Sch. B					
3 Interest on savings and temporary cash investments		21.	21.		STATEMENT 1
4 Dividends and interest from securities		379,045.	379,045.		STATEMENT 2
5a Gross rents					
b Net rental income or (loss)					
6a Net gain or (loss) from sale of assets not on line 10		372,555.			
b Gross sales price for all assets on line 6a		20,234,768.			
7 Capital gain net income (from Part IV, line 2)			372,555.		
8 Net short-term capital gain					
9 Income modifications					
10a Gross sales less returns and allowances					
b Less Cost of goods sold					
c Gross profit or (loss)					
11 Other income		36,382.	7,495.		STATEMENT 3
12 Total. Add lines 1 through 11		788,003.	759,116.		
13 Compensation of officers, directors, trustees, etc.		150,000.	75,000.		75,000.
14 Other employee salaries and wages		69,755.	0.		69,755.
15 Pension plans, employee benefits					
16a Legal fees					
b Accounting fees STMT 4		27,500.	9,167.		18,333.
c Other professional fees					
17 Interest		15.	0.		15.
18 Taxes STMT 5		20,205.	0.		0.
19 Depreciation and depletion		338.	0.		
20 Occupancy		6,000.	0.		6,000.
21 Travel, conferences, and meetings					
22 Printing and publications					
23 Other expenses STMT 6		161,926.	121,852.		40,074.
24 Total operating and administrative expenses. Add lines 13 through 23		435,739.	206,019.		209,177.
25 Contributions, gifts, grants paid		644,463.			644,463.
26 Total expenses and disbursements. Add lines 24 and 25		1,080,202.	206,019.		853,640.
27 Subtract line 26 from line 12		<292,199.>			
a Excess of revenue over expenses and disbursements			553,097.		
b Net investment income (if negative, enter -0-)					
c Adjusted net income (if negative, enter -0-)				N/A	

20 6/4

Part II Balance Sheets

Attached schedules and amounts in the description column should be for end-of-year amounts only

		Beginning of year	End of year	
		(a) Book Value	(b) Book Value	(c) Fair Market Value
Assets	1 Cash - non-interest-bearing			
	2 Savings and temporary cash investments	492,675.	682,543.	682,543.
	3 Accounts receivable			
	Less allowance for doubtful accounts			
	4 Pledges receivable			
	Less allowance for doubtful accounts			
	5 Grants receivable			
	6 Receivables due from officers, directors, trustees, and other disqualified persons			
	7 Other notes and loans receivable			
	Less allowance for doubtful accounts			
	8 Inventories for sale or use			
	9 Prepaid expenses and deferred charges	13,895.	14,733.	14,733.
	10a Investments - U S and state government obligations STMT 8	4,193,433.	6,548,069.	6,548,069.
	b Investments - corporate stock STMT 9	3,996,651.	4,496,689.	4,496,689.
	c Investments - corporate bonds STMT 10	1,399,940.	1,585,483.	1,585,483.
11 Investments - land, buildings, and equipment basis				
Less accumulated depreciation				
12 Investments - mortgage loans				
13 Investments - other STMT 11	13,602,390.	7,881,162.	7,881,162.	
14 Land, buildings, and equipment basis	6,076.			
Less accumulated depreciation STMT 12	5,527.	888.	549.	
15 Other assets (describe)				
16 Total assets (to be completed by all filers)	23,699,872.	21,209,228.	21,209,228.	
Liabilities	17 Accounts payable and accrued expenses			
	18 Grants payable			
	19 Deferred revenue			
	20 Loans from officers, directors, trustees, and other disqualified persons			
	21 Mortgages and other notes payable			
22 Other liabilities (describe)				
23 Total liabilities (add lines 17 through 22)	0.	0.		
Net Assets or Fund Balances	Foundations that follow SFAS 117, check here <input type="checkbox"/>			
	24 Unrestricted			
	25 Temporarily restricted			
	26 Permanently restricted			
	Foundations that do not follow SFAS 117, check here <input checked="" type="checkbox"/>			
	27 Capital stock, trust principal, or current funds	31,968,878.	31,968,878.	
	28 Paid-in or capital surplus, or land, bldg, and equipment fund	0.	0.	
29 Retained earnings, accumulated income, endowment, or other funds	<8,269,006.>	<10,759,650.>		
30 Total net assets or fund balances	23,699,872.	21,209,228.		
31 Total liabilities and net assets/fund balances	23,699,872.	21,209,228.		

Part III Analysis of Changes in Net Assets or Fund Balances

1 Total net assets or fund balances at beginning of year - Part II, column (a), line 30 (must agree with end-of-year figure reported on prior year's return)	1	23,699,872.
2 Enter amount from Part I, line 27a	2	<292,199.>
3 Other increases not included in line 2 (itemize) PARTNERSHIP TIMING DIFFERENCE	3	242,666.
4 Add lines 1, 2, and 3	4	23,650,339.
5 Decreases not included in line 2 (itemize) SEE STATEMENT 7	5	2,441,111.
6 Total net assets or fund balances at end of year (line 4 minus line 5) - Part II, column (b), line 30	6	21,209,228.

Part IV Capital Gains and Losses for Tax on Investment Income

(a) List and describe the kind(s) of property sold (e.g., real estate, 2-story brick warehouse, or common stock, 200 shs MLC Co.)	(b) How acquired P - Purchase D - Donation	(c) Date acquired (mo., day, yr.)	(d) Date sold (mo., day, yr.)
1a			
b SEE ATTACHED STATEMENTS			
c			
d			
e			

(e) Gross sales price	(f) Depreciation allowed (or allowable)	(g) Cost or other basis plus expense of sale	(h) Gain or (loss) (e) plus (f) minus (g)
a			
b			
c			
d			
e 20,234,768.		19,851,400.	372,555.

Complete only for assets showing gain in column (h) and owned by the foundation on 12/31/69

(i) F.M.V. as of 12/31/69	(j) Adjusted basis as of 12/31/69	(k) Excess of col (i) over col (j), if any	(l) Gains (Col (h) gain minus col (k), but not less than -0-) or Losses (from col (h))
a			
b			
c			
d			
e			372,555.

2 Capital gain net income or (net capital loss)	<div> <div>If gain, also enter in Part I, line 7</div> <div>If (loss), enter -0- in Part I, line 7</div> </div>	2	372,555.
3 Net short-term capital gain or (loss) as defined in sections 1222(5) and (6)	<div> <div>If gain, also enter in Part I, line 8, column (c)</div> <div>If (loss), enter -0- in Part I, line 8</div> </div>	3	N/A

Part V Qualification Under Section 4940(e) for Reduced Tax on Net Investment Income

(For optional use by domestic private foundations subject to the section 4940(a) tax on net investment income.)

If section 4940(d)(2) applies, leave this part blank

Was the foundation liable for the section 4942 tax on the distributable amount of any year in the base period?

☐ Yes ☒ No

If "Yes," the foundation does not qualify under section 4940(e). Do not complete this part.

1 Enter the appropriate amount in each column for each year, see instructions before making any entries

(a) Base period years Calendar year (or tax year beginning in)	(b) Adjusted qualifying distributions	(c) Net value of noncharitable-use assets	(d) Distribution ratio (col (b) divided by col (c))
2010	1,011,232.	15,883,347.	.063666
2009	1,013,609.	16,463,273.	.061568
2008	1,909,584.	19,035,892.	.100315
2007	1,938,545.	25,835,704.	.075034
2006	1,880,168.	30,256,670.	.062141

2 Total of line 1, column (d)	2	.362724
3 Average distribution ratio for the 5-year base period - divide the total on line 2 by 5, or by the number of years the foundation has been in existence if less than 5 years	3	.072545
4 Enter the net value of noncharitable-use assets for 2011 from Part X, line 5	4	17,394,448.
5 Multiply line 4 by line 3	5	1,261,880.
6 Enter 1% of net investment income (1% of Part I, line 27b)	6	5,531.
7 Add lines 5 and 6	7	1,267,411.
8 Enter qualifying distributions from Part XII, line 4	8	853,640.

If line 8 is equal to or greater than line 7, check the box in Part VI, line 1b, and complete that part using a 1% tax rate. See the Part VI instructions.

Part VI Excise Tax Based on Investment Income (Section 4940(a), 4940(b), 4940(e), or 4948 - see instructions)

1a Exempt operating foundations described in section 4940(d)(2), check here <input type="checkbox"/> and enter "N/A" on line 1 Date of ruling or determination letter _____ (attach copy of letter if necessary-see instructions)			
b Domestic foundations that meet the section 4940(e) requirements in Part V, check here <input type="checkbox"/> and enter 1% of Part I, line 27b		1	11,062.
c All other domestic foundations enter 2% of line 27b. Exempt foreign organizations enter 4% of Part I, line 12, col (b)			
2 Tax under section 511 (domestic section 4947(a)(1) trusts and taxable foundations only. Others enter -0-)		2	0.
3 Add lines 1 and 2		3	11,062.
4 Subtitle A (income) tax (domestic section 4947(a)(1) trusts and taxable foundations only. Others enter -0-)		4	0.
5 Tax based on investment income. Subtract line 4 from line 3. If zero or less, enter -0-		5	11,062.
6 Credits/Payments			
a 2011 estimated tax payments and 2010 overpayment credited to 2011	6a	12,700.	
b Exempt foreign organizations - tax withheld at source	6b		
c Tax paid with application for extension of time to file (Form 8868)	6c		
d Backup withholding erroneously withheld	6d		
7 Total credits and payments. Add lines 6a through 6d	7	12,700.	
8 Enter any penalty for underpayment of estimated tax. Check here <input checked="" type="checkbox"/> if Form 2220 is attached	8		
9 Tax due. If the total of lines 5 and 8 is more than line 7, enter amount owed	9		
10 Overpayment. If line 7 is more than the total of lines 5 and 8, enter the amount overpaid	10	1,638.	
11 Enter the amount of line 10 to be Credited to 2012 estimated tax <input type="checkbox"/> 1,638. Refunded <input type="checkbox"/>	11	0.	

Part VII-A Statements Regarding Activities

	Yes	No
1a During the tax year, did the foundation attempt to influence any national, state, or local legislation or did it participate or intervene in any political campaign?		X
1b Did it spend more than \$100 during the year (either directly or indirectly) for political purposes (see instructions for definition)? If the answer is "Yes" to 1a or 1b, attach a detailed description of the activities and copies of any materials published or distributed by the foundation in connection with the activities.		X
1c Did the foundation file Form 1120-POL for this year?		X
d Enter the amount (if any) of tax on political expenditures (section 4955) imposed during the year: (1) On the foundation <input type="checkbox"/> \$ 0. (2) On foundation managers <input type="checkbox"/> \$ 0.		
e Enter the reimbursement (if any) paid by the foundation during the year for political expenditure tax imposed on foundation managers <input type="checkbox"/> \$ 0.		
2 Has the foundation engaged in any activities that have not previously been reported to the IRS? If "Yes," attach a detailed description of the activities.		X
3 Has the foundation made any changes, not previously reported to the IRS, in its governing instrument, articles of incorporation, or bylaws, or other similar instruments? If "Yes," attach a conformed copy of the changes		X
4a Did the foundation have unrelated business gross income of \$1,000 or more during the year?	X	
b If "Yes," has it filed a tax return on Form 990-T for this year?	X	
5 Was there a liquidation, termination, dissolution, or substantial contraction during the year? If "Yes," attach the statement required by General Instruction T.		X
6 Are the requirements of section 508(e) (relating to sections 4941 through 4945) satisfied either: • By language in the governing instrument, or • By state legislation that effectively amends the governing instrument so that no mandatory directions that conflict with the state law remain in the governing instrument?	X	
7 Did the foundation have at least \$5,000 in assets at any time during the year? If "Yes," complete Part II, col. (c), and Part XV.	X	
8a Enter the states to which the foundation reports or with which it is registered (see instructions) <input type="checkbox"/> NH		
b If the answer is "Yes" to line 7, has the foundation furnished a copy of Form 990-PF to the Attorney General (or designate) of each state as required by General Instruction G? If "No," attach explanation	X	
9 Is the foundation claiming status as a private operating foundation within the meaning of section 4942(j)(3) or 4942(j)(5) for calendar year 2011 or the taxable year beginning in 2011 (see instructions for Part XIV)? If "Yes," complete Part XIV		X
10 Did any persons become substantial contributors during the tax year? If "Yes," attach a schedule listing their names and addresses		X

Part VII-A Statements Regarding Activities (continued)

11	At any time during the year, did the foundation, directly or indirectly, own a controlled entity within the meaning of section 512(b)(13)? If "Yes," attach schedule (see instructions)	11		X
12	Did the foundation make a distribution to a donor advised fund over which the foundation or a disqualified person had advisory privileges? If "Yes," attach statement (see instructions)	12		X
13	Did the foundation comply with the public inspection requirements for its annual returns and exemption application? Website address ► LINDSAYTRUST.ORG	13	X	
14	The books are in care of ► AGNES M LINDSAY TRUST Telephone no ► (603) 669-1366 Located at ► 660 CHESTNUT STREET, MANCHESTER, NH ZIP+4 ► 03104			
15	Section 4947(a)(1) nonexempt charitable trusts filing Form 990-PF in lieu of Form 1041 - Check here and enter the amount of tax-exempt interest received or accrued during the year ► 15 N/A			
16	At any time during calendar year 2011, did the foundation have an interest in or a signature or other authority over a bank, securities, or other financial account in a foreign country? See the instructions for exceptions and filing requirements for Form TD F 90-22.1 If "Yes," enter the name of the foreign country ►	16	Yes	No X

Part VII-B Statements Regarding Activities for Which Form 4720 May Be Required

File Form 4720 if any item is checked in the "Yes" column, unless an exception applies.

		Yes	No
1a	During the year did the foundation (either directly or indirectly)		
(1)	Engage in the sale or exchange, or leasing of property with a disqualified person? <input type="checkbox"/> Yes <input checked="" type="checkbox"/> No		
(2)	Borrow money from, lend money to, or otherwise extend credit to (or accept it from) a disqualified person? <input type="checkbox"/> Yes <input checked="" type="checkbox"/> No		
(3)	Furnish goods, services, or facilities to (or accept them from) a disqualified person? <input type="checkbox"/> Yes <input checked="" type="checkbox"/> No		
(4)	Pay compensation to, or pay or reimburse the expenses of, a disqualified person? <input checked="" type="checkbox"/> Yes <input type="checkbox"/> No		
(5)	Transfer any income or assets to a disqualified person (or make any of either available for the benefit or use of a disqualified person)? <input type="checkbox"/> Yes <input checked="" type="checkbox"/> No		
(6)	Agree to pay money or property to a government official? (Exception. Check "No" if the foundation agreed to make a grant to or to employ the official for a period after termination of government service, if terminating within 90 days) <input type="checkbox"/> Yes <input checked="" type="checkbox"/> No		
b	If any answer is "Yes" to 1a(1)-(6), did any of the acts fail to qualify under the exceptions described in Regulations section 53.4941(d)-3 or in a current notice regarding disaster assistance (see instructions)? Organizations relying on a current notice regarding disaster assistance check here ► <input type="checkbox"/>	1b	X
c	Did the foundation engage in a prior year in any of the acts described in 1a, other than excepted acts, that were not corrected before the first day of the tax year beginning in 2011?	1c	X
2	Taxes on failure to distribute income (section 4942) (does not apply for years the foundation was a private operating foundation defined in section 4942(j)(3) or 4942(j)(5))		
a	At the end of tax year 2011, did the foundation have any undistributed income (lines 6d and 6e, Part XIII) for tax year(s) beginning before 2011? <input type="checkbox"/> Yes <input checked="" type="checkbox"/> No If "Yes," list the years ►		
b	Are there any years listed in 2a for which the foundation is not applying the provisions of section 4942(a)(2) (relating to incorrect valuation of assets) to the year's undistributed income? (If applying section 4942(a)(2) to all years listed, answer "No" and attach statement - see instructions) N/A	2b	
c	If the provisions of section 4942(a)(2) are being applied to any of the years listed in 2a, list the years here ►		
3a	Did the foundation hold more than a 2% direct or indirect interest in any business enterprise at any time during the year? <input type="checkbox"/> Yes <input checked="" type="checkbox"/> No		
b	If "Yes," did it have excess business holdings in 2011 as a result of (1) any purchase by the foundation or disqualified persons after May 26, 1969, (2) the lapse of the 5-year period (or longer period approved by the Commissioner under section 4943(c)(7)) to dispose of holdings acquired by gift or bequest, or (3) the lapse of the 10-, 15-, or 20-year first phase holding period? (Use Schedule C, Form 4720, to determine if the foundation had excess business holdings in 2011.) N/A	3b	
4a	Did the foundation invest during the year any amount in a manner that would jeopardize its charitable purposes?	4a	X
b	Did the foundation make any investment in a prior year (but after December 31, 1969) that could jeopardize its charitable purpose that had not been removed from jeopardy before the first day of the tax year beginning in 2011?	4b	X

Part VII-B Statements Regarding Activities for Which Form 4720 May Be Required (continued)

5a During the year did the foundation pay or incur any amount to

(1) Carry on propaganda, or otherwise attempt to influence legislation (section 4945(e))?

☐ Yes ☒ No

(2) Influence the outcome of any specific public election (see section 4955), or to carry on, directly or indirectly, any voter registration drive?

☐ Yes ☒ No

(3) Provide a grant to an individual for travel, study, or other similar purposes?

☐ Yes ☒ No

(4) Provide a grant to an organization other than a charitable, etc., organization described in section 509(a)(1), (2), or (3), or section 4940(d)(2)?

☐ Yes ☒ No

(5) Provide for any purpose other than religious, charitable, scientific, literary, or educational purposes, or for the prevention of cruelty to children or animals?

☐ Yes ☒ No

b If any answer is "Yes" to 5a(1)-(5), did any of the transactions fail to qualify under the exceptions described in Regulations section 53.4945 or in a current notice regarding disaster assistance (see instructions)?

N/A

5b

Organizations relying on a current notice regarding disaster assistance check here

☐

c If the answer is "Yes" to question 5a(4), does the foundation claim exemption from the tax because it maintained expenditure responsibility for the grant?

N/A

☐ Yes ☐ No

If "Yes," attach the statement required by Regulations section 53.4945-5(d).

6a Did the foundation, during the year, receive any funds, directly or indirectly, to pay premiums on a personal benefit contract?

☐ Yes ☒ No

6b

X

b Did the foundation, during the year, pay premiums, directly or indirectly, on a personal benefit contract?

If "Yes" to 6b, file Form 8870.

7a At any time during the tax year, was the foundation a party to a prohibited tax shelter transaction?

☐ Yes ☒ No

b If "Yes," did the foundation receive any proceeds or have any net income attributable to the transaction?

N/A

7b

Part VIII Information About Officers, Directors, Trustees, Foundation Managers, Highly Paid Employees, and Contractors

1 List all officers, directors, trustees, foundation managers and their compensation.

(a) Name and address	(b) Title, and average hours per week devoted to position	(c) Compensation (if not paid, enter -0-)	(d) Contributions to employee benefit plans and deferred compensation	(e) Expense account, other allowances
ERNEST E. DION 18 HAZELWOOD ROAD HUDSON, NH 03051	TRUSTEE 20.00	0.	0.	0.
ALAN G. LAMPERT ONE OLD NORTH ROAD CHELMSFORD, MA 01824	TRUSTEE 20.00	0.	0.	0.
MICHAEL S DELUCIA 355 NORTH RIVER ROAD MANCHESTER, NH 03104	TRUSTEE 20.00	0.	0.	0.

2 Compensation of five highest-paid employees (other than those included on line 1). If none, enter "NONE."

(a) Name and address of each employee paid more than \$50,000	(b) Title, and average hours per week devoted to position	(c) Compensation	(d) Contributions to employee benefit plans and deferred compensation	(e) Expense account, other allowances
NONE				

Total number of other employees paid over \$50,000

0

Form 990-PF (2011)

Part VIII Information About Officers, Directors, Trustees, Foundation Managers, Highly Paid Employees, and Contractors (continued)**3** Five highest-paid independent contractors for professional services. If none, enter "NONE."

(a) Name and address of each person paid more than \$50,000	(b) Type of service	(c) Compensation
NONE		

Total number of others receiving over \$50,000 for professional services

0

Part IX-A Summary of Direct Charitable Activities

List the foundation's four largest direct charitable activities during the tax year. Include relevant statistical information such as the number of organizations and other beneficiaries served, conferences convened, research papers produced, etc.

	Expenses
1 N/A	
2	
3	
4	

Part IX-B Summary of Program-Related Investments

Describe the two largest program-related investments made by the foundation during the tax year on lines 1 and 2

	Amount
1 N/A	
2	
All other program-related investments See instructions	
3	
Total. Add lines 1 through 3	0.

Form 990-PF (2011)

Part X Minimum Investment Return (All domestic foundations must complete this part. Foreign foundations, see instructions.)

1	Fair market value of assets not used (or held for use) directly in carrying out charitable, etc., purposes		
a	Average monthly fair market value of securities	1a	17,603,615.
b	Average of monthly cash balances	1b	55,723.
c	Fair market value of all other assets	1c	
d	Total (add lines 1a, b, and c)	1d	17,659,338.
e	Reduction claimed for blockage or other factors reported on lines 1a and 1c (attach detailed explanation)	1e	0.
2	Acquisition indebtedness applicable to line 1 assets	2	0.
3	Subtract line 2 from line 1d	3	17,659,338.
4	Cash deemed held for charitable activities. Enter 1 1/2% of line 3 (for greater amount, see instructions)	4	264,890.
5	Net value of noncharitable-use assets. Subtract line 4 from line 3. Enter here and on Part V, line 4	5	17,394,448.
6	Minimum investment return. Enter 5% of line 5	6	869,722.

Part XI Distributable Amount (see instructions) (Section 4942(j)(3) and (j)(5) private operating foundations and certain foreign organizations check here ☐ and do not complete this part.)

1	Minimum investment return from Part X, line 6	1	869,722.
2a	Tax on investment income for 2011 from Part VI, line 5	2a	11,062.
b	Income tax for 2011 (This does not include the tax from Part VI)	2b	3,838.
c	Add lines 2a and 2b	2c	14,900.
3	Distributable amount before adjustments. Subtract line 2c from line 1	3	854,822.
4	Recoveries of amounts treated as qualifying distributions	4	0.
5	Add lines 3 and 4	5	854,822.
6	Deduction from distributable amount (see instructions)	6	0.
7	Distributable amount as adjusted. Subtract line 6 from line 5. Enter here and on Part XIII, line 1	7	854,822.

Part XII Qualifying Distributions (see instructions)

1	Amounts paid (including administrative expenses) to accomplish charitable, etc., purposes		
a	Expenses, contributions, gifts, etc. - total from Part I, column (d), line 26	1a	853,640.
b	Program-related investments - total from Part IX-B	1b	0.
2	Amounts paid to acquire assets used (or held for use) directly in carrying out charitable, etc., purposes	2	
3	Amounts set aside for specific charitable projects that satisfy the		
a	Suitability test (prior IRS approval required)	3a	
b	Cash distribution test (attach the required schedule)	3b	
4	Qualifying distributions. Add lines 1a through 3b. Enter here and on Part V, line 8, and Part XIII, line 4	4	853,640.
5	Foundations that qualify under section 4940(e) for the reduced rate of tax on net investment income. Enter 1% of Part I, line 27b	5	0.
6	Adjusted qualifying distributions. Subtract line 5 from line 4	6	853,640.

Note. The amount on line 6 will be used in Part V, column (b), in subsequent years when calculating whether the foundation qualifies for the section 4940(e) reduction of tax in those years.

Part XIII Undistributed Income (see instructions)

	(a) Corpus	(b) Years prior to 2010	(c) 2010	(d) 2011
1 Distributable amount for 2011 from Part XI, line 7				854,822.
2 Undistributed income, if any, as of the end of 2011				
a Enter amount for 2010 only			0.	
b Total for prior years		0.		
3 Excess distributions carryover, if any, to 2011				
a From 2006	438,450.			
b From 2007	695,361.			
c From 2008	968,128.			
d From 2009	194,569.			
e From 2010	232,424.			
f Total of lines 3a through e	2,528,932.			
4 Qualifying distributions for 2011 from Part XII, line 4 ▶ \$	853,640.			
a Applied to 2010, but not more than line 2a			0.	
b Applied to undistributed income of prior years (Election required - see instructions)		0.		
c Treated as distributions out of corpus (Election required - see instructions)	0.			
d Applied to 2011 distributable amount				853,640.
e Remaining amount distributed out of corpus	0.			
	1,182.			1,182.
5 Excess distributions carryover applied to 2011 (If an amount appears in column (d), the same amount must be shown in column (a))				
6 Enter the net total of each column as indicated below:	2,527,750.			
a Corpus Add lines 3f, 4c, and 4e Subtract line 5				
b Prior years' undistributed income Subtract line 4b from line 2b		0.		
c Enter the amount of prior years' undistributed income for which a notice of deficiency has been issued, or on which the section 4942(a) tax has been previously assessed		0.		
d Subtract line 6c from line 6b Taxable amount - see instructions		0.		
e Undistributed income for 2010 Subtract line 4a from line 2a Taxable amount - see instr			0.	
f Undistributed income for 2011 Subtract lines 4d and 5 from line 1 This amount must be distributed in 2012				0.
7 Amounts treated as distributions out of corpus to satisfy requirements imposed by section 170(b)(1)(F) or 4942(g)(3)	0.			
8 Excess distributions carryover from 2006 not applied on line 5 or line 7	437,268.			
9 Excess distributions carryover to 2012. Subtract lines 7 and 8 from line 6a	2,090,482.			
10 Analysis of line 9				
a Excess from 2007	695,361.			
b Excess from 2008	968,128.			
c Excess from 2009	194,569.			
d Excess from 2010	232,424.			
e Excess from 2011				

Part XIV Private Operating Foundations (see instructions and Part VII-A, question 9)

N/A

1 a If the foundation has received a ruling or determination letter that it is a private operating foundation, and the ruling is effective for 2011, enter the date of the ruling

b Check box to indicate whether the foundation is a private operating foundation described in section

☐ 4942(j)(3) or ☐ 4942(j)(5)

2 a Enter the lesser of the adjusted net income from Part I or the minimum investment return from Part X for each year listed

b 85% of line 2a

c Qualifying distributions from Part XII, line 4 for each year listed

d Amounts included in line 2c not used directly for active conduct of exempt activities

e Qualifying distributions made directly for active conduct of exempt activities

3 Complete 3a, b, or c for the alternative test relied upon

a "Assets" alternative test - enter

(1) Value of all assets

(2) Value of assets qualifying under section 4942(j)(3)(B)(i)

b "Endowment" alternative test - enter 2/3 of minimum investment return shown in Part X, line 6 for each year listed

c "Support" alternative test - enter

(1) Total support other than gross investment income (interest, dividends, rents, payments on securities loans (section 512(a)(5)), or royalties)

(2) Support from general public and 5 or more exempt organizations as provided in section 4942(j)(3)(B)(iii)

(3) Largest amount of support from an exempt organization

(4) Gross investment income

Tax year

(a) 2011

(b) 2010

Prior 3 years

(c) 2009

(d) 2008

(e) Total

Part XV Supplementary Information (Complete this part only if the foundation had \$5,000 or more in assets at any time during the year-see instructions.)**1 Information Regarding Foundation Managers:**

a List any managers of the foundation who have contributed more than 2% of the total contributions received by the foundation before the close of any tax year (but only if they have contributed more than \$5,000) (See section 507(d)(2))

NONE

b List any managers of the foundation who own 10% or more of the stock of a corporation (or an equally large portion of the ownership of a partnership or other entity) of which the foundation has a 10% or greater interest

NONE

2 Information Regarding Contribution, Grant, Gift, Loan, Scholarship, etc., Programs:

Check here ☒ if the foundation only makes contributions to preselected charitable organizations and does not accept unsolicited requests for funds. If the foundation makes gifts, grants, etc. (see instructions) to individuals or organizations under other conditions, complete items 2a, b, c, and d

a The name, address, and telephone number of the person to whom applications should be addressed

SEE STATEMENT 13

b The form in which applications should be submitted and information and materials they should include

c Any submission deadlines

d Any restrictions or limitations on awards, such as by geographical areas, charitable fields, kinds of institutions, or other factors

Part XV Supplementary Information (continued)

3 Grants and Contributions Paid During the Year or Approved for Future Payment				
Recipient Name and address (home or business)	If recipient is an individual, show any relationship to any foundation manager or substantial contributor	Foundation status of recipient	Purpose of grant or contribution	Amount
a Paid during the year				
RECREATION/CAMPERSHIPS - SEE ATTACHED				175,000.
DENTAL HEALTH - SEE ATTACHED				7,264.
EDUCATIONAL/SCHOLARSHIPS - SEE ATTACHED				212,000.
HEALTH AND WELFARE - SEE ATTACHED				250,199.
Total				644,463.
b Approved for future payment				
NONE				
Total				0.

Part XVI-A Analysis of Income-Producing Activities

Enter gross amounts unless otherwise indicated

Enter gross amounts unless otherwise indicated		Unrelated business income		Excluded by section 512, 513, or 514		(e) Related or exempt function income
	(a) Business code	(b) Amount	(c) Exclu- sion code	(d) Amount		
1 Program service revenue						
a <u>NONE</u>						
b _____						
c _____						
d _____						
e _____						
f _____						
g Fees and contracts from government agencies						
2 Membership dues and assessments						
3 Interest on savings and temporary cash investments						21.
4 Dividends and interest from securities						379,045.
5 Net rental income or (loss) from real estate						
a Debt-financed property						
b Not debt-financed property						
6 Net rental income or (loss) from personal property						
7 Other investment income	523000	28,887.				7,495.
8 Gain or (loss) from sales of assets other than inventory						372,555.
9 Net income or (loss) from special events						
10 Gross profit or (loss) from sales of inventory						
11 Other revenue						
a _____						
b _____						
c _____						
d _____						
e _____						
12 Subtotal. Add columns (b), (d), and (e)		28,887.		0.		759,116.
13 Total. Add line 12, columns (b), (d), and (e)						788,003.

(See worksheet in line 13 instructions to verify calculations)

Part XVI-B Relationship of Activities to the Accomplishment of Exempt Purposes

[illegible]

Part XVII Information Regarding Transfers To and Transactions and Relationships With Noncharitable Exempt Organizations

		Yes	No
1	Did the organization directly or indirectly engage in any of the following with any other organization described in section 501(c) of the Code (other than section 501(c)(3) organizations) or in section 527, relating to political organizations?		
a	Transfers from the reporting foundation to a noncharitable exempt organization of		
	(1) Cash		X
	(2) Other assets		X
b	Other transactions:		
	(1) Sales of assets to a noncharitable exempt organization		X
	(2) Purchases of assets from a noncharitable exempt organization		X
	(3) Rental of facilities, equipment, or other assets		X
	(4) Reimbursement arrangements		X
	(5) Loans or loan guarantees		X
	(6) Performance of services or membership or fundraising solicitations		X
c	Sharing of facilities, equipment, mailing lists, other assets, or paid employees		X
d	If the answer to any of the above is "Yes," complete the following schedule. Column (b) should always show the fair market value of the goods, other assets, or services given by the reporting foundation. If the foundation received less than fair market value in any transaction or sharing arrangement, show in column (d) the value of the goods, other assets, or services received.		

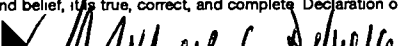


[illegible]

2a Is the foundation directly or indirectly affiliated with, or related to, one or more tax-exempt organizations described in section 501(c) of the Code (other than section 501(c)(3)) or in section 527?

☐ Yes ☒ No

b If "Yes," complete the following schedule

(a) Name of organization	(b) Type of organization	(c) Description of relationship
N/A		

Sign Here	Under penalties of perjury, I declare that I have examined this return, including accompanying schedules and statements, and to the best of my knowledge and belief, it is true, correct, and complete. Declaration of preparer (other than taxpayer) is based on all information of which preparer has any knowledge.				May the IRS discuss this return with the preparer shown below (see Instr)? <input checked="" type="checkbox"/> Yes <input type="checkbox"/> No	
	 Signature of officer or trustee		5/1/12 Date		 Title	
Paid Preparer Use Only	Print/Type preparer's name DAVID A. GOLDMAN		Preparer's signature 		Date APR 30 2012	Check <input type="checkbox"/> if self-employed
	Firm's name ▶ HOWE, RILEY & HOWE, PLLC					Firm's EIN ▶ 20-3985821
Firm's address ▶ 660 CHESTNUT STREET MANCHESTER, NH 03104-3500					Phone no (603) 627-3838	

Form **990-PF** (2011)

THE AGNES M. LINDSAY TRUST

Grant Summary Report
For Time Period: 1/1/11 to 12/31/11
Schedule 4-1 – Paid to Beneficiaries
Seventeenth Account

RECREATION/CAMPERSHIPS

Name of Organization	City	State	Amount Paid
A.L.S. FAMILY CHARITABLE FOUNDATION	Buzzards Bay	MA	\$2,000 00
Summary of Grant Request	Camperships 2011 - Children's Program campership program which allows families of financially burdened ALS patients to send their kids to one week camp programs of their choice, allowing the children time away from the harsh realities of ALS		
AMERICAN LUNG ASSOCIATION OF NEW ENGLAND, INC.	East Hartford	CT	\$2,000 00
Summary of Grant Request	Camperships 2011 - Champ Camp for Kids with Asthma located in Derby VT (at the Coutts-Moriarty Camp) for children ages 8-12 with moderate to severe asthma		
AROOSTOOK MENTAL HEALTH SERVICES, INC. F/B/O AROOSTOOK TEEN LEADERSHIP CAMP	Caribou	ME	\$2,000 00
Summary of Grant Request	Camp Scholarships for Aroostook Teen Leadership Camp 2011 program serving teens in grades 6-9 that include a five-day residential summer camp program followed by a variety of activities during the school year designed to strengthen leadership skills		
ATTLEBORO YMCA	Attleboro	MA	\$2,000 00
Summary of Grant Request	Summer Camperships 2011 to benefit youth from low-income families and involved in the afterschool programs and public housing projects and community youth center		
BERKSHIRE RESOURCES INTEGRATION OF DIVERSE GROUPS AND EDUCATION, INC. D/B/A MULTICULTURAL BRIDGE	Housatonic	MA	\$2,000 00
Summary of Grant Request	Camperships 2011 - A bilingual, multicultural literacy, tolerance and arts programs for children ages 5-9		
BLACKSTONE VALLEY BOYS & GIRLS CLUB	Blackstone	MA	\$2,000 00
Summary of Grant Request	2011 Summer Program campership fund		
BOSTON UNIVERSITY - REACH SUMMER DANCE PROGRAM	Boston	MA	\$2,000 00
Summary of Grant Request	Summer Camperships 2011 - Summer Outreach for the Reach Dance Program for children and teens ages 4-18 throughout the Greater Boston area		

RECREATION/CAMPERSHIPS

Name of Organization	City	State	Amount Paid
BOSTON URBAN YOUTH FOUNDATION (BUYF)	Boston	MA	\$2,000 00
Summary of Grant Request	Summer camperships - 2011 to allow 40 of our high-risk Boston youth the opportunity to attend a weeklong overnight summer camp at YoungLife Camp in Saranac Lake, New York.		
BOYS & GIRLS CLUB OF GREATER BILLERICA, INC.	Billerica	MA	\$2,000 00
Summary of Grant Request	Camperships 2011 - To allow disadvantaged children to attend summer day camp		
BOYS & GIRLS CLUB OF LYNN	Lynn	MA	\$2,000 00
Summary of Grant Request	Annual Grant -- Summer Camp Program 2011		
BOYS & GIRLS CLUB OF THE WHITE RIVER VALLEY	Randolph	VT	\$2,000 00
Summary of Grant Request	Campership - 2011 - Summer Camp Scholarships		
BOYS & GIRLS CLUB OF WEBSTER-DUDLEY	Dudley	MA	\$2,000 00
Summary of Grant Request	Summer Camperships 2011		
BOYS & GIRLS CLUBS OF METROWEST	Marlborough	MA	\$2,000 00
Summary of Grant Request	Camperships 2011 - To provide a summer camp experience to 32 children from Framingham		
BOYS AND GIRLS CLUBS OF RUTLAND COUNTY A/K/A BOYS AND GIRLS CLUB OF BRANDON	Rutland	VT	\$2,000 00
Summary of Grant Request	Camperships 2011 - A summer camp experience for children ages 6-18		
BROADREACH FAMILY & COMMUNITY SERVICES	Belfast	ME	\$2,000 00
Summary of Grant Request	Camperships 2011 - for Youthlinks Summer Camp		

RECREATION/CAMPERSHIPS

Name of Organization	City	State	Amount Paid
CAMBRIDGE CAMPING ASSOCIATION, INC	Cambridge	MA	\$2,000 00
Summary of Grant Request	Camperships 2011 - To provide 16 camp scholarships for low income, at-risk and other traditionally excluded children to attend Cambridge Adventure Day Camp and Daybreak Day Camp		
CAMP HOWE INC.	Goshen	MA	\$2,000 00
Summary of Grant Request	Camperships 2011 for underserved youth		
CAMP PUTNAM, INC.	New Braintree	MA	\$2,000 00
Summary of Grant Request	Campership 2011 - for needy children		
CAMP STARFISH	Lancaster	MA	\$2,000 00
Summary of Grant Request	Camperships 2011 serving at-risk children with special needs		
CAMP WAUBANONG, LLC	Brattleboro	VT	\$2,000 00
Summary of Grant Request	Camperships 2011 - Serving children 8-16 to experience a healthy, natural woodland environment by offering quality wilderness programming		
CHILD AND FAMILY SERVICES OF NEW HAMPSHIRE	Manchester	NH	\$2,000 00
Summary of Grant Request	Camp Scholarships 2011- for needy children to attend Camp Spaulding		
CHILDREN'S STAGE ADVENTURES, INC	Sullivan	NH	\$2,000 00
Summary of Grant Request	Camperships 2011 for Summer Theatre Day-Camp		
CITY YEAR NEW HAMPSHIRE	Manchester	NH	\$2,000 00
Summary of Grant Request	To support Camp Scholarships for winter and spring camps for at-risk youth		

RECREATION/CAMPERSHIPS

Name of Organization	City	State	Amount Paid
COMMON GROUND CENTER	Starksboro	VT	\$2,000 00
Summary of Grant Request	Camperships 2011 - Camp Kaleidoscope for children 12 and under and families with autism from Vermont and other New England states		
COMMUNITY MUSIC SCHOOL - NASHUA	Nashua	NH	\$2,000 00
Summary of Grant Request	Camperships 2011 - Summer Program at the Nashua Community Music School offering different week long day camps to involve children not able to participate due to lack of money		
CONCORD BOYS & GIRLS CLUB	Concord	NH	\$2,000 00
Summary of Grant Request	Summer Camperships 2011		
COPPER CANNON CORPORATION	Franconia	NH	\$2,000 00
Summary of Grant Request	Camperships 2011 - To enrich the lives of under-served NH youth by providing a tuition-free camp experience that will benefit 7 campers		
COUTTS-MORIARTY CAMP, INC.	Derby	VT	\$2,000 00
Summary of Grant Request	Summer Camperships 2011 This camp now hosts over 420 campers each summer providing a wide range of outdoor adventures to keep kids physically active		
DENNISON MEMORIAL COMMUNITY CENTER	New Bedford	MA	\$2,000 00
Summary of Grant Request	To provide funding to support the "Field Trip Program" during the summer school vacation that would benefit 50-75 children on trips four days per week		
EARTHEN VESSELS, INC A/K/A EV	Boston	MA	\$2,000 00
Summary of Grant Request	Camperships 2011 - Building Bridges for disadvantaged youth and teens from Boston's inner city to rural Vermont allowing 25 inner-city youth to EVCamp in the Green Mountains to include daily athletics, play, community life, hiking and workshops		
EPILEPSY FOUNDATION MA, RI, NH & ME, INC	Boston	MA	\$2,000 00
Summary of Grant Request	Camperships 2011 - A recreational camp, Camp Wee-Kan-Tu, for children with Epilepsy		

RECREATION/CAMPERSHIPS

Name of Organization	City	State	Amount Paid
FRIENDS OF NORTH BRANCH NATURE CENTER, INC.	Montpelier	VT	\$2,000 00
Summary of Grant Request	Summer Camperships 2011 - Nature Camp that serves children ages 3-12 in Washington County, VT. Also offering field trip based ecology camps for children entering grades 4-7		
GIRL SCOUTS OF EASTERN MASSACHUSETTS	Boston	MA	\$2,000 00
Summary of Grant Request	Camperships 2011 - To aid girls ages 5-18 to attend 15 day or resident camp programming on 15 properties throughout eastern MA and southern NH this summer		
GIRL SCOUTS OF THE GREEN AND WHITE MOUNTAINS	Bedford	NH	\$2,000 00
Summary of Grant Request	Camperships - 2011 for needy rural girls		
GREATER LOWELL FAMILY YMCA	Lowell	MA	\$2,000 00
Summary of Grant Request	Camp scholarships for low income urban youth to attend a traditional rustic camping experience at Camp Massapoag in Dunstable, MA		
HALE RESERVATION	Westwood	MA	\$2,000 00
Summary of Grant Request	Camperships 2011 - To support children from Boston's Mission Hill and Hernandez Schools to attend Camp Hale at no charge		
INTER-ACTIONS, ADAPTED ACTIVITIES	Concord	NH	\$2,000 00
Summary of Grant Request	Summer Camperships 2011 - for children who are blind or visually impaired from the New England area to attend an overnight traditional summer camp program located in George Mills, NH		
JEWISH COMMUNITY CENTERS OF GREATER BOSTON A/K/A JCC MACCABI CAMP KINGSWOOD	Newton	MA	\$2,000 00
Summary of Grant Request	Camp Scholarships 2011 for the Zohar Program that serves campers with special needs located in Bridgton, Maine. This is a six-week program that accommodates up to 45 children ages 10-16		
JOYFUL HARVEST NEIGHBORHOOD CENTER	Biddeford	ME	\$2,000 00
Summary of Grant Request	Camperships - 2011 Summer enrichment program that provides breakfast and lunch (via funding from the USDA Summer Food Service Program) as well as enrichment activities to youth age 5-17 during the 9 weeks of summer break		

RECREATION/CAMPERSHIPS

Name of Organization	City	State	Amount Paid
LUDLOW BOYS & GIRLS CLUB, INC.	Ludlow	MA	\$2,000 00
Summary of Grant Request	Summer Camperships for 12 youth ages 5 to 13 to experience 2 weeks of summer camp (\$180 weekly) at the Club		
MAINE BOYS TO MEN	Portland	ME	\$2,000 00
Summary of Grant Request	Camperships 2011 - To provide full or partial scholarships to children who wish to attend camp whose parents are in need of financial assistance		
MAINE STATE YMCA CAMP	Winthrop	ME	\$3,000 00
Summary of Grant Request	Annual Grant – Summer Camp Program 2011		
MEETING WATERS YMCA, INC.	Bellows Falls	VT	\$2,000 00
Summary of Grant Request	Camperships 2011 - Lewis Day Camp (Children 6-13) KinderCamp (children entering kindergarten) and Leaders-in-training (14 & 15 year olds) serve more than 250 youth		
MONADNOCK ARTS IN EDUCATION D/B/A NEW HAMPSHIRE DANCE INSTITUTE	Keene	NH	\$2,000 00
Summary of Grant Request	Campership - 2011		
MONTACHUSETT REGIONAL YMCA	Fitchburg	MA	\$2,000 00
Summary of Grant Request	Camp Scholarship Program allows 75 children to receive partial subsidies to attend Camp Lowe for a one week session during the summer months The Camp Lowe season runs for nine weeks during summer vacation		
MONTSHIRE MUSEUM OF SCIENCE	Norwich	VT	\$2,000 00
Summary of Grant Request	Camperships 2011 - To benefit rural children in need		
MORGAN MEMORIAL GOODWILL INDUSTRIES	Boston	MA	\$2,000 00
Summary of Grant Request	Camperships 2011 - Fresh Air Camp residential summer camp experience for boys and girls 8-16 from underserved communities		

RECREATION/CAMPERSHIPS

Name of Organization	City	State	Amount Paid
NEW ENGLAND HEMOPHILIA ASSOCIATION (NEHA)	Dedham	MA	\$2,000 00
Summary of Grant Request	Camperships 2011 - For the annual Hemophilia Family Camp held July 26-30, 2011		
NEW HAMPSHIRE TEEN INSTITUTE	Nashua	NH	\$2,000 00
Summary of Grant Request	Camperships 2011 - Summer Leadership Program will take place in July 16-22nd for a week of day and night programming at a residential setting. The cost is \$775 per camper includes all expenses for the week		
NEW OUTLOOK INC	Exeter	NH	\$2,000 00
Summary of Grant Request	Campership 2011 - Summer Adventures Program for youth ages 11-18 to benefit approx 20 campers		
NEWTON COMMUNITY SERVICES CENTER, INC	West Newton	MA	\$2,000 00
Summary of Grant Request	Camperships 2011 - Summer Day Camp for children in need that promotes confidence and independence in each camper		
NO LIMITS LIMB LOSS FOUNDATION/CAMP NO LIMITS	Wales	ME	\$2,000 00
Summary of Grant Request	Grant awarded for Camp Scholarships 2011		
NORTH WOODS STEWARDSHIP CENTER	East Charleston	VT	\$2,000 00
Summary of Grant Request	Camperships 2011 - to allow low income youth and adults to attend North Woods' summer programs		
NORTHERN YORK COUNTY FAMILY YMCA	Biddeford	ME	\$2,000 00
Summary of Grant Request	Camperships 2011 - Camp Sokokis to allow low-income children ages 4-15 to attend camp (For York County youth)		
PALACE THEATRE TRUST	Manchester	NH	\$2,000 00
Summary of Grant Request	Summer Camperships 2011 - Focuses on needy children in 2nd grade through 8th grade from the Greater Manchester area to attend a summer arts camp held on-site		

RECREATION/CAMPERSHIPS

Name of Organization	City	State	Amount Paid
PENOBSCOT BAY YMCA	Rockport	ME	\$2,000 00
Summary of Grant Request	Camperships 2011 - to benefit children ages 5 to 14 with financial need Last year 241 children benefited from scholarships which totaled \$14,372		
PHILLIPS BROOKS HOUSE ASSOCIATION, INC - CA	Cambridge	MA	\$1,000 00
Summary of Grant Request	Annual Campership Grant 2011 for Chinatown Adventure Camp for Chinese-American students ages 6-13 living in Boston's Chinatown neighborhood and addresses academic learning loss and self-esteem and identity formation		
PHILLIPS BROOKS HOUSE ASSOCIATION, INC. - RYSE	Cambridge	MA	\$1,000 00
Summary of Grant Request	Summer Camperships 2011 - Refugee Youth Summer Enrichment (ESL summer program to recent refugee and immigrant high school students in the greater Boston area ages 14-21		
RANGELEY LAKES HERITAGE TRUST	Oquossoc	ME	\$2,000 00
Summary of Grant Request	Campership 2011 - 7 week camp season for the Eco Venture Camp for Kids! The campers are charged \$50 for the entire 7 week season and the actual cost is \$250 per week		
RIVER ARTS OF MORRISVILLE, INC.	Morrisville	VT	\$2,000 00
Summary of Grant Request	Camperships 2011 - Summer Youth Arts Program providing children 3-13 with eight different week-long themed day camps		
RIVER VALLEY HEALTHY COMMUNITIES COALITION	Rumford	ME	\$2,000 00
Summary of Grant Request	Camperships 2011 - To offer children of low-income the opportunity to attend up to two weeks of camp ages 4-13 and accommodate 20 campers		
SOUHEGAN VALLEY BOYS & GIRLS CLUB D/B/A BOYS & GIRLS CLUB OF SOUHEGAN VALLEY	Milford	NH	\$2,000 00
Summary of Grant Request	Camperships 2011		
SOUTHEASTERN MASSACHUSETTS ARTS COLLABORATIVE (SMARTS)	Attleboro	MA	\$2,000 00
Summary of Grant Request	To provide Scholarship/tuition for needy campers July 5-29, 2011 to learn and explore through performance, creative writing, dance, drama, film/video, instrumental, vocal and visual arts		

RECREATION/CAMPERSHIPS

Name of Organization	City	State	Amount Paid
SOUTHERN VERMONT AREA HEALTH EDUCATION CENTER (SVAHEC)	Springfield	VT	\$2,000 00
Summary of Grant Request	Summer Enrichment Program MedQuest - Camperships 2011 that provide students to participate in health care related job shadows of their choosing		
SPORTSMEN'S TENNIS CLUB	Dorchester	MA	\$2,000 00
Summary of Grant Request	Camperships 2011 - \$1,000 to underwrite our participation in Boston's Homeless Camper Initiative, and \$3,000 to provide camperships for inner city Boston youth		
SUSAN L. CURTIS CHARITABLE FOUNDATION D/B/A SUSAN CURTIS LEADERSHIP CENTER	Portland	ME	\$2,000 00
Summary of Grant Request	Camperships 2011 - Camp Susan Curtis, a 2-week residential summer camp dedicated to underprivileged children with the goal of enhancing each child's potential for becoming active, constructive and innovative adults		
THE BARTON CENTER FOR DIABETES EDUCATION, INC.	North Oxford	MA	\$2,000 00
Summary of Grant Request	Camperships 2011 - To support economically disadvantaged children with insulin-dependent diabetes to attend resident camps, day camps and year-round educational programs		
THE DRAMA-PLAY CONNECTION, INC.	Waltham	MA	\$2,000 00
Summary of Grant Request	Camperships 2011 - Tuition remission for needy campers		
THE DREAM PROGRAM, INC.	Winooski	VT	\$2,000 00
Summary of Grant Request	Camperships 2011 - For children ages 8-18 and proven to have a positive effect on the self-constructs of youth, especially at camps where there is a programming focus on self-achievement and self-efficacy		
THE EDUCATIONAL FARM AT JOPPA HILL, INC	Bedford	NH	\$2,000 00
Summary of Grant Request	Camperships 2011 - to enable 10 students to attend one-week of full day session of camp Camp runs June 27-August 19, 2011 and tuition is \$240/week		
THE FELLS	Newbury	NH	\$1,000 00
Summary of Grant Request	Camp Scholarships 2011 - To cover 10 workshop scholarships priced at \$100 each to benefit those in financial need		

RECREATION/CAMPERSHIPS

Name of Organization	City	State	Amount Paid
THE MAJESTIC THEATRE	Manchester	NH	\$1,000 00
Summary of Grant Request	Camperships 2011 - Summer Theatre Camp for youth 4-18		
THE ORCHARD SCHOOL, INC.	Alstead	NH	\$2,000 00
Summary of Grant Request	Camperships 2011 - for disadvantaged at-risk youth ages 2 1/2-14		
THE SALVATION ARMY (Manchester)	Manchester	NH	\$2,000 00
Summary of Grant Request	Camperships 2011 - For children ages 6-19 who live in the inner City of Manchester and are 23% African/African, American, 40% Caucasian, 37% Hispanic		
THE SUMMER CAMP, INC	Bridgton	ME	\$2,000 00
Summary of Grant Request	Camperships 2011 - to allow two girls at-risk from rural NH to attend the Summer Camp in Washington, ME no cost		
TILTON-NORTHFIELD RECREATION COUNCIL A/K/A PINES COMMUNITY CENTER	Northfield	NH	\$2,000 00
Summary of Grant Request	Camperships 2011 - For children in grades 1-5 Summer Day Camp and and grades 6-8 Teen Trip/Adventure Camp		
TREKKERS, INC	Tenants Harbor	ME	\$2,000 00
Summary of Grant Request	Camperships 2011 - To assist approximately ten students to participate in the life-changing program		
UNITED CEREBRAL PALSY ASSOCIATION OF BERKSHIRE COUNTY, INC.	Pittsfield	MA	\$2,000 00
Summary of Grant Request	Camperships 2011 - To fund 10 children for one week of camp programs		
UNITED SOUTH END SETTLEMENTS - CAMP HALE	Boston	MA	\$2,000 00
Summary of Grant Request	Summer Camperships 2011 at Camp Hale, a summer residential camp for boys ages 7-14 located on Squam Lake in NH		

RECREATION/CAMPERSHIPS

Name of Organization	City	State	Amount Paid
UPHAMS CORNER COMMUNITY CENTER D/B/A BIRD STREET COMMUNITY CENTER	Dorchester	MA	\$2,000 00
Summary of Grant Request	Camperships 2011 - Summer Day Getaway Program that serves 150 inner-city children ages 5-13		
VOLUNTEERS OF AMERICA, NORTHERN NEW ENGLAND, INC.	Brunswick	ME	\$2,000 00
Summary of Grant Request	Camperships 2011 - Camp POSTCARD (Police Officers Striving to Create and Reinforce Dreams) serves 150 at-risk 5th and 6th graders from every county in Maine Providing mentoring relationships and enriching outdoor experiences		
YMCA OF THE NORTH SHORE, INC./GREATER BEVERLY YMCA	Beverly	MA	\$2,000 00
Summary of Grant Request	Camperships 2011 - Y For All campaign giving kids an opportunity to experience summer camp regardless of income		
YMCA OF THE NORTH SHORE, INC /HAVERHILL YMCA	Haverhill	MA	\$2,000 00
Summary of Grant Request	Camperships 2011 - Y For All campaign giving kids an opportunity to experience summer camp regardless of income		
YORK COUNTY COMMUNITY COLLEGE FOUNDATION	Wells	ME	\$2,000 00
Summary of Grant Request	Scholarship funds for Summer Camp "College for Kids "		
YOUNG WOMEN'S CHRISTIAN ASSOCIATION OF CENTRAL MASSACHUSETTS, INC	Worcester	MA	\$2,000 00
Summary of Grant Request	Camperships - 2011 for Camp Wind-in-the-Pines for girls and boys ages 6-12 promoting sportsmanship, teamwork, respect for each other and the environment, cultural sensitivity and learning		
YOUTH DEVELOPMENT ORGANIZATION, INC (YDO)	Lawrence	MA	\$2,000 00
Summary of Grant Request	Camperships 2011 - A grant would provide 75 Lawrence youth (ages 6-14) a chance to participate in more than twelve soccer camps throughout Massachusetts and NH		
YOUTH OPPORTUNITIES UPIELD, INC. - DYNAMY	Worcester	MA	\$2,000 00
Summary of Grant Request	Summer Enrichment Program - Scholarship support for Dynamy Youth Academy students		

RECREATION/CAMPERSHIPS

Name of Organization		City	State	Amount Paid
YOUTH SERVICES INC. F/A/F BIG BROTHERS BIG SISTERS OF WINDHAM COUNTY/YOUTH SERVICES		Brattleboro	VT	\$2,000 00
Summary of Grant Request	Camperships 2011 - To help Brattleboro Area Middle School students attend the BAMS Summer SWITCH Camp afterschool and summer program at the Middle School to help offset costs that serves up to 40 children for a weeklong camp experience			
YWCA OF VERMONT, INC		Colchester	VT	\$2,000 00
Summary of Grant Request	Camperships 2011 - To make one week traditional summer camp experiences accessible to a diverse group of VT girls located on Lake Champlain in South Hero, VT			
Total Disbursements:				\$175,000.00

THE AGNES M. LINDSAY TRUST

Grant Summary Report
For Time Period: 1/1/11 to 12/31/11
Schedule 4-4 Paid to Beneficiaries
Seventeenth Account

DENTAL HEALTH

Name of Organization	City	State	Amount Paid
CARING HEALTH CENTER, INC	Springfield	MA	\$2,500 00
Summary of Grant Request	To help defray the costs to renovate the dental practice reception area, accommodate new patients and become more efficient		
ALICE PECK DAY MEMORIAL HOSPITAL	Lebanon	NH	\$2,500 00
Summary of Grant Request	To provide dental services to pregnant women/prenatal program		
VOLUNTEERS IN MEDICINE BERKSHIRES, INC	Great Barrington	MA	\$2,264 00
Summary of Grant Request	To purchase a new Peri-Pro III intra-oral x-ray film processor with a Daylight loader		
Total Disbursements:			\$7,264.00

THE AGNES M. LINDSAY TRUST

Grant Summary Report
For Time Period: 1/1/11 to 12/31/11
Schedule 4-2 – Paid to Beneficiaries
Seventeenth Account

EDUCATIONAL/SCHOLARSHIPS

Name of Organization	City	State	Amount Paid
AMERICAN INTERNATIONAL COLLEGE	Springfield	MA	\$4,000 00
Summary of Grant Request	Annual Grant		
BABSON COLLEGE	Wellesley	MA	\$4,000 00
Summary of Grant Request	Annual Grant.		
BAY PATH COLLEGE	Longmeadow	MA	\$4,000 00
Summary of Grant Request	Annual Grant		
BENNINGTON COLLEGE	Bennington	VT	\$4,000 00
Summary of Grant Request	Annual Grant		
CHAMPLAIN COLLEGE	Burlington	VT	\$4,000 00
Summary of Grant Request	Annual Grant.		
CHILD AND FAMILY SERVICES OF NEW HAMPSHIRE	Manchester	NH	\$5,000 00
Summary of Grant Request	Annual Grant for the Robert L. Chiesa At-Risk Youth Memorial Scholarship Fund		
CLARK UNIVERSITY	Worcester	MA	\$4,000 00
Summary of Grant Request	Annual Grant		
COLBY-SAWYER COLLEGE	New London	NH	\$4,000 00
Summary of Grant Request	Annual Grant for the Franklin D. Jerome Nursing Scholarship		

EDUCATIONAL/SCHOLARSHIPS

Name of Organization		City	State	Amount Paid
COLLEGE OF ST. JOSEPH IN VERMONT		Rutland	VT	\$4,000 00
Summary of Grant Request	Annual Grant			
COLLEGE OF THE ATLANTIC		Bar Harbor	ME	\$4,000 00
Summary of Grant Request	Annual Grant			
CURRY COLLEGE		Milton	MA	\$4,000 00
Summary of Grant Request	Annual Grant			
EMERSON COLLEGE		Boston	MA	\$4,000 00
Summary of Grant Request	Annual Grant			
GREEN MOUNTAIN COLLEGE		Poultney	VT	\$4,000 00
Summary of Grant Request	Annual Grant			
KEENE STATE COLLEGE		Keene	NH	\$4,000 00
Summary of Grant Request	Annual Grant			
LEBANON COLLEGE		Lebanon	NH	\$2,000 00
Summary of Grant Request	Annual Grant			
LONG TRAIL SCHOOL		Dorset	VT	\$2,000 00
Summary of Grant Request	Annual Grant			
MAINE COMMUNITY COLLEGE SYSTEM		Augusta	ME	\$15,000 00
Summary of Grant Request	Annual Grant			

EDUCATIONAL/SCHOLARSHIPS

Name of Organization		City	State	Amount Paid
MARLBORO COLLEGE		Marlboro	VT	\$4,000 00
Summary of Grant Request	Annual Grant			
MASSACHUSETTS BOARD OF HIGHER EDUCATION		Revere	MA	\$10,000 00
Summary of Grant Request	Annual Grant			
MIDDLEBURY COLLEGE		Middlebury	VT	\$4,000 00
Summary of Grant Request	Annual Grant			
NEW ENGLAND COLLEGE		Henniker	NH	\$4,000 00
Summary of Grant Request	Annual Grant			
NEW HAMPSHIRE COMMUNITY TECHNICAL COLLEGE FOUNDATION		Concord	NH	\$15,000 00
Summary of Grant Request	Annual Grant			
PLYMOUTH STATE UNIVERSITY		Plymouth	NH	\$4,000 00
Summary of Grant Request	Annual Grant			
RIVIER COLLEGE		Nashua	NH	\$4,000 00
Summary of Grant Request	Annual Grant			
SAINT JOSEPH'S COLLEGE OF MAINE		Standish	ME	\$4,000 00
Summary of Grant Request	Annual Grant			
SAINT MICHAEL'S COLLEGE		Colchester	VT	\$4,000 00
Summary of Grant Request	Annual Grant			

EDUCATIONAL/SCHOLARSHIPS

Name of Organization		City	State	Amount Paid
SIMMONS COLLEGE		Boston	MA	\$4,000 00
Summary of Grant Request	Annual Grant			
SOUTHERN NEW HAMPSHIRE UNIVERSITY		Manchester	NH	\$4,000 00
Summary of Grant Request	Annual Grant			
SPRINGFIELD COLLEGE		Springfield	MA	\$4,000 00
Summary of Grant Request	Annual Grant			
ST. ANSELM COLLEGE		Manchester	NH	\$4,000 00
Summary of Grant Request	Annual Grant			
THOMAS COLLEGE		Waterville	ME	\$4,000 00
Summary of Grant Request	Annual Grant			
UNIVERSITY OF MAINE		Orono	ME	\$4,000 00
Summary of Grant Request	Annual Grant			
UNIVERSITY OF MAINE SYSTEM		Bangor	ME	\$4,000 00
Summary of Grant Request	Annual Grant			
UNIVERSITY OF MASSACHUSETTS AT AMHERST		Amherst	MA	\$4,000 00
Summary of Grant Request	Annual Grant			
UNIVERSITY OF NEW ENGLAND		Portland	ME	\$4,000 00
Summary of Grant Request	Annual Grant			

EDUCATIONAL/SCHOLARSHIPS

Name of Organization	City	State	Amount Paid
UNIVERSITY OF NEW ENGLAND	Durham	NH	\$4,000 00
Summary of Grant Request	Annual Grant for Physicians Assistant Scholarship		
UNIVERSITY OF NEW HAMPSHIRE FOUNDATION	Durham	NH	\$4,000 00
Summary of Grant Request	Annual Grant		
UNIVERSITY OF VERMONT	Burlington	VT	\$4,000 00
Summary of Grant Request	Annual Grant		
URBAN COLLEGE OF BOSTON	Boston	MA	\$4,000 00
Summary of Grant Request	Annual Grant		
VERMONT ACADEMY	Saxtons River	VT	\$2,000 00
Summary of Grant Request	Annual Scholarship		
VERMONT STATE COLLEGE	Waterbury	VT	\$15,000 00
Summary of Grant Request	Annual Grant		
WESTERN NEW ENGLAND UNIVERSITY t/n/a WESTERN NEW ENGLAND COLLEGE	Springfield	MA	\$4,000 00
Summary of Grant Request	Annual Grant		
WHEATON COLLEGE	Norton	MA	\$4,000 00
Summary of Grant Request	Annual Grant		
WHEELOCK COLLEGE	Boston	MA	\$4,000 00
Summary of Grant Request	Annual Grant		

EDUCATIONAL/SCHOLARSHIPS

Name of Organization	City	State	Amount Paid
WHITE MOUNTAIN SCHOOL	Bethlehem	NH	\$2,000 00

Summary of Grant Request

Annual Grant

Total Disbursements:**\$212,000.00**

THE AGNES M. LINDSAY TRUST

Grant Summary Report
For Time Period: 1/1/11 to 12/31/11
Schedule 4-3 Paid to Beneficiaries
Seventeenth Account

HEALTH AND WELFARE

Name of Organization	City	State	Amount Paid
ABBY KELLEY FOSTER HOUSE, INC (ABBY'S HOUSE)	Worcester	MA	\$2,500 00
Summary of Grant Request	Renovations to two of the bathrooms at 19 Crown Street, Worcester		
ADOLESCENT CONSULTATION SERVICES, INC	Cambridge	MA	\$2,500 00
Summary of Grant Request	To purchase new computers for the Lowell and Cambridge sites, bringing the technology up to a baseline standard of quality to benefit youth and their families		
ALL DORCHESTER SPORTS LEAGUE	Dorchester	MA	\$2,500 00
Summary of Grant Request	To purchase computers, books, furniture and supplies for the Education Resource Center that helps youth succeed in school		
ASPERGER'S ASSOCIATION OF NEW ENGLAND	Watertown	MA	\$2,500 00
Summary of Grant Request	To purchase chairs for the Training Center in the new office		
BERKELEY RETIREMENT HOME AND NURSING CENTER	Lawrence	MA	\$2,400 00
Summary of Grant Request	To replace two manually cranked hospital beds that broke with wheeled, electric beds for easy operation		
BIG BROTHERS BIG SISTERS OF WESTERN NEW HAMPSHIRE	Keene	NH	\$2,500 00
Summary of Grant Request	To purchase two Brothers Color Laser Printers and 3-HP LCD Computer Monitors		

HEALTH AND WELFARE

Name of Organization	City	State	Amount Paid
BOOTHBAY REGION FOOD PANTRY	Boothbay Harbor	ME	\$850 00
Summary of Grant Request	To purchase an upright freezer with a capacity of 24 7 cubic feet to replace a comparable freezer that is old and leaky		
BOSTON EMPLOYMENT SERVICE, INC (STRIVE)	Dorchester	MA	\$2,500 00
Summary of Grant Request	To purchase new computers for the job readiness and employment training program (STRIVE)		
BOSTON LIVING CENTER (BLC)	Boston	MA	\$2,500 00
Summary of Grant Request	To purchase a new two-door reach-in commercial refrigerator and disposing the current 16-year old refrigerator		
BOYS & GIRLS CLUB OF BURLINGTON	Burlington	VT	\$2,500 00
Summary of Grant Request	To purchase a Maine Exchange Server, Websense Server and External Backup Hard Drives to replace the outdated failing equipment		
BOYS & GIRLS CLUB OF FALL RIVER	Fall River	MA	\$2,500 00
Summary of Grant Request	To repair damaged and dangerous pavement on both the playground and parking lot areas		
BOYS & GIRLS CLUB OF GREATER LOWELL, INC.	Lowell	MA	\$2,500 00
Summary of Grant Request	To make mandatory upgrades to its fire protection system including the installation of a radio master fire box and the replacement of 13 fire extinguishers		
BOYS & GIRLS CLUB OF GREATER WESTFIELD, INC.	Westfield	MA	\$2,500 00
Summary of Grant Request	"Raise the Roof" Capital Campaign to include the construction of the expanded Education Room and the new Cultural Enrichment Center (new program spaces)		

HEALTH AND WELFARE

Name of Organization	City	State	Amount Paid
BRIDGE HOUSE, INC.	Plymouth	NH	\$2,500 00
Summary of Grant Request	To purchase a printer, toner for that printer, a bunk bed, built in shelves, a new stove, an energy efficient freezer, and an energy efficient refrigerator		
BRIDGES: DOMESTIC & SEXUAL VIOLENCE SUPPORT SERVICES, INC	Nashua	NH	\$2,000 00
Summary of Grant Request	To purchase a new computer server		
BRISTOL COMMUNITY CENTER RECREATION DEPARTMENT	Bristol	NH	\$1,500 00
Summary of Grant Request	Annual Grant		
CAMP FATIMA EXCEPTIONAL CITIZENS WEEK/DIOCESE OF MANCHESTER	Gilmanon Iron Works	NH	\$2,500 00
Summary of Grant Request	To provide a sensory and mobility area for the Exceptional Citizens' Week at Camp Fatima		
CAPE ELIZABETH RETIREMENT CORPORATION	South Portland	ME	\$2,500 00
Summary of Grant Request	To raise funds for a new roof for the Cape Elizabeth Home where low income, elderly persons who are independent enough to care for their own personal needs, reside		
CENTER FOR NEW AMERICANS	Northampton	MA	\$2,500 00
Summary of Grant Request	To purchase laptop computer, networking equipment, white boards and other instructional materials		
CHAMPLAIN VALLEY AGENCY ON AGING, INC (CVAA)	Essex Junction	VT	\$2,500 00
Summary of Grant Request	To support "The Blizzard Bag Project" that targets 1,000 Meals on Wheels clients		

HEALTH AND WELFARE

Name of Organization	City	State	Amount Paid
CHEBEAGUE RECREATION CENTER	Chebeague Island	ME	\$2,500 00
Summary of Grant Request	To fund capital repairs to the pool, gym to include lights		
CHELSEA COMMUNITY Y M C.A.	Chelsea	MA	\$2,000 00
Summary of Grant Request	To support the underwriting of several capital projects to include electrical system replacement, pointing of the building and pool repairs that total \$113,500		
CHESHIRE COUNTY YMCA	North Swanzey	NH	\$2,500 00
Summary of Grant Request	To support the Seeds of the Future campaign that will address the most urgent capital needs needed to continue providing camp experiences at Camp Takodah. The camp's facilities are outdated		
CHILDREN'S FRIEND AND FAMILY SERVICES, INC.	Salem	MA	\$2,500 00
Summary of Grant Request	To assist with the purchase or upgrade of integrated client information/billing software necessary to support our increasingly complex business and clinical operations software system		
COLLEGE BOUND DORCHESTER	Dorchester	MA	\$2,500 00
Summary of Grant Request	To support the English for Speakers of Other Languages Program to support staffing needs		
COMMUNITY CAREGIVERS OF GREATER DERRY	Derry	NH	\$2,500 00
Summary of Grant Request	To purchase an office copier/printer/scanner		
COMMUNITY CHILD CARE CENTER OF PORTSMOUTH	Portsmouth	NH	\$2,500 00
Summary of Grant Request	To support upgrades to the Toddler room to stay in compliance with licensing standards		

HEALTH AND WELFARE

Name of Organization	City	State	Amount Paid
COMMUNITY CONNECTIONS INC.	South Yarmouth	MA	\$2,500 00
Summary of Grant Request	To support the installation of a "Sure Hands Lift System" into the Day Center in S Yarmouth, MA to be installed in the restroom and enable wheelchair bound clients access to the restrooms		
COMMUNITY EDUCATIONAL CENTER (EAST BOSTON ADULT EDUCATION CENTER)	East Boston	MA	\$2,000 00
Summary of Grant Request	To support the Education for New Americans Program		
EDUCATIONAL DEVELOPMENT GROUP, INC.	Boston	MA	\$1,500 00
Summary of Grant Request	To purchase educational supplies, binders, paper, CD's, labels, dictionary, etc for the Accelerated English Plus Program		
ELM PARK CENTER FOR EARLY CHILDHOOD EDUCATION, INC.	Worcester	MA	\$2,500 00
Summary of Grant Request	To renovate and rebuild the outdoor entryway into the building		
FAMILIES FOR DEPRESSION AWARENESS	Waltham	MA	\$1,326 00
Summary of Grant Request	To purchase equipment to record audio podcasts and videos of profile speakers/teen speakers		
FAMILIES IN TRANSITION	Manchester	NH	\$2,500 00
Summary of Grant Request	To support renovations to the building that include roof construction and rehabilitation work to the building to bring it up to today's standards and improve energy efficiency		
FAMILY & CHILDREN'S SERVICE OF GREATER LYNN, INC (F&CS)	Lynn	MA	\$2,000 00
Summary of Grant Request	To support the Building Enhancement Project to address aesthetic, safety and efficiency issues to include repairs and upgrades to window and door replacement, roof repairs, attic insulation, seal air leakage paths, etc		

HEALTH AND WELFARE

Name of Organization	City	State	Amount Paid
FAMILY SERVICE, INC	Lawrence	MA	\$2,500 00
Summary of Grant Request	To fund an HVAC repair		
FRANKLIN COUNTY CHILDREN'S TASK FORCE	Farmington	ME	\$2,500 00
Summary of Grant Request	To fund needed space to house 3 new staff people and new work station set-up for 6 staff people, to increase efficiency		
FRANKLIN COUNTY DIAL/SELF, INC.	Greenfield	MA	\$2,500 00
Summary of Grant Request	To purchase 10 new lap top computers allowing youth workers, program directors and outreach staff to perform their duties more effectively by connecting to the main server and provide meetings off-site		
FRIENDS OF THE ATHOL COUNCIL ON AGING, INC.	Athol	MA	\$2,000 00
Summary of Grant Request	To support the completion of renovations to expand the commercial kitchen in the Athol Senior Center increasing seating capacity		
GAAMHA, INC.	Gardner	MA	\$2,500 00
Summary of Grant Request	To replace the boiler system at the corporate headquarters in Gardner, MA		
GOOD BEGINNINGS OF CENTRAL VERMONT	Northfield	VT	\$2,000 00
Summary of Grant Request	To purchase a new office phone, camera, typewriter, computer, infant carriers, carriers for teens, books, shelves, freezers		
GRANADA HOUSE	Allston	MA	\$2,500 00
Summary of Grant Request	To help purchase a new commercial range for the kitchen in the Adamson Street location		

HEALTH AND WELFARE

Name of Organization	City	State	Amount Paid
GREATER DERRY COMMUNITY HEALTH SERVICES, INC.	Derry	NH	\$2,500 00
Summary of Grant Request	To purchase a new pharmacy computer system		
GREATER HOLYOKE YMCA	Holyoke	MA	\$2,500 00
Summary of Grant Request	For capital renovations and repairs to the downtown urban facility		
GREATER NASHUA INTERFAITH HOSPITALITY NETWORK, INC. D/B/A ANNE-MARIE HOUSE	Hudson	NH	\$2,250 00
Summary of Grant Request	To purchase two new Energy Star Washington machines and a three-month supply of high-efficiency laundry detergent for the laundry room shared by six homeless families		
GROUNDWORK LAWRENCE, INC.	Lawrence	MA	\$2,500 00
Summary of Grant Request	To purchase a 12-person van to support three youth programs		
HAMMOND STREET SENIOR CENTER, INC.	Bangor	ME	\$1,846 00
Summary of Grant Request	To purchase GIFTWORKS premium edition with two licenses		
HUNGER FREE VERMONT	South Burlington	VT	\$2,500 00
Summary of Grant Request	To purchase four new computers, two travel video cameras, scanner and Microsoft 2010 software		
IRENICON, INC	Haverhill	MA	\$2,000 00
Summary of Grant Request	Capital Improvements/Repairs to include the purchase of a water heater and winterize a screened porch and replace a front gutter		

HEALTH AND WELFARE

Name of Organization	City	State	Amount Paid
JEWISH GUILD FOR THE BLIND t/b/o GREATER BOSTON GUILD FOR THE BLIND	New York	NY	\$2,000 00
Summary of Grant Request	Annual Grant		
KIDS FIRST CENTER	Portland	ME	\$2,352 00
Summary of Grant Request	To purchase two new computers and a new projector and screen as well as the personnel costs to set up, network and configure these purchases		
KINDERCENTER, INC.	Littleton	NH	\$2,000 00
Summary of Grant Request	To purchase a new washer/dryer, refrigerator and dishwasher and provide four family scholarships for \$600 each		
LARK SOCIETY FOR CHAMBER MUSIC	Portland	ME	\$1,000 00
Summary of Grant Request	To support the subsidized ticket program that makes tickets to the Portland String Quarter's Portland Concert Series available to individuals who because of low or restricted income might not otherwise be able to attend		
LYNN SHELTER ASSOCIATION	Lynn	MA	\$2,500 00
Summary of Grant Request	To assist with supporting capital improvements		
MAINE CHILDREN'S HOME FOR LITTLE WANDERERS	Waterville	ME	\$2,000 00
Summary of Grant Request	Annual Grant 2011		
MANCHESTER HEALTH SERVICES, INC.	Manchester Center	VT	\$2,500 00
Summary of Grant Request	To help fund the installation of an ADA compliant automatic door opener (NABCO power swing door system) on the main entry door that will allow those with disabilities and mobility issues easier access into the building		

HEALTH AND WELFARE

Name of Organization	City	State	Amount Paid
MERRIMACK VALLEY FOOD BANK, INC.	Lowell	MA	\$2,500 00
Summary of Grant Request	To install heat and a dehumidifier in the space that store's the food where bags are assembled for the children's program "Operation Nourish" that serves over 150 elementary students in the Lowell Public Schools		
MISSION OF DEEDS, INC	Reading	MA	\$2,000 00
Summary of Grant Request	To support the "Beds for Kids Campaign" to purchase new beds wholesale for \$90 50 per bed set (mattress, boxspring and bedframe)		
MONADNOCK CENTER FOR VIOLENCE PREVENTION, INC	Keene	NH	\$2,500 00
Summary of Grant Request	To purchase office furniture, filing cabinet and computer software		
MONADNOCK COMMUNITY EARLY LEARNING CENTER	Peterborough	NH	\$2,500 00
Summary of Grant Request	To support playground renovations for "Our Big Backyard" project		
NEW ENGLAND BUSINESS ASSOCIATES INC. (NEBA WORKS)	Springfield	MA	\$2,500 00
Summary of Grant Request	To upgrade computers used for vocational, literacy and ESL training that prepares individuals with barriers to enter the workforce and become self-sustaining		
NEW ENGLAND HOMES FOR THE DEAF, INC.	Danvers	MA	\$2,500 00
Summary of Grant Request	To renovate a room that will provide sensory experiences, comfort, stimulation, motivation for the deaf, blind and suffer from Alzheimer's The room will include foot massager, foot bath, sand and water table, stationary bike and rocking chair		
NEW ENGLAND KURN HATTIN HOMES	Westminster	VT	\$2,000 00
Summary of Grant Request	Annual Grant		

HEALTH AND WELFARE

Name of Organization	City	State	Amount Paid
NEW GENERATION, INC	Greenland	NH	\$2,500 00
Summary of Grant Request	To purchase a new vehicle/van for transportation of residents to medical appointments, employment and/or schooling		
NEW HOPE, INC	Attleboro	MA	\$2,500 00
Summary of Grant Request	To assist with upgrading/paving their driveway		
NORTHEAST INDEPENDENT LIVING PROGRAM, INC.	Lawrence	MA	\$2,500 00
Summary of Grant Request	To support the sign improvement project that will purchase a new sign to be elevated and visible from Ballard Road The present sign is often missed by visitors		
NORTHERN BERKSHIRE YMCA	North Adams	MA	\$2,500 00
Summary of Grant Request	To renovate and improve the interior of the 41 year-old facility that include upgrading the Childcare Center, renovating the pool drainage system, refurbishing a locker room, conversion of a room to a Teen Center and more		
NOTRE DAME EDUCATION CENTER	Boston	MA	\$2,500 00
Summary of Grant Request	To support Education for Independence, ESOL and Literacy Program		
ORANGE COUNTY PARENT CHILD CENTER	Chelsea	VT	\$2,500 00
Summary of Grant Request	To provide renovations to convert an unfinished room into a professional conference/meeting room and updating the stairway and railings to meet fire and safety codes		
PARTNERS FOR YOUTH WITH DISABILITIES	Boston	MA	\$2,500 00
Summary of Grant Request	To replace seven year old single hard drive server and four desktop computers		

HEALTH AND WELFARE

Name of Organization	City	State	Amount Paid
PERKINS SCHOOL FOR THE BLIND	Watertown	MA	\$2,000 00
Summary of Grant Request	Annual Grant		
PINE HILL WALDORF SCHOOL, INC. F/A/F PINE HILL CHILD CARE CENTER	Peterborough	NH	\$1,500 00
Summary of Grant Request	To purchase a printer that will help launch the "Preventing Obesity Program"		
PROVIDENCE MINISTRIES FOR THE NEEDY, INC	Holyoke	MA	\$2,500 00
Summary of Grant Request	Capital improvements, repairing and upgrading the interior and exterior of the building, renovating showers, replacing windows		
RAYMOND COALITION FOR YOUTH	Raymond	NH	\$2,000 00
Summary of Grant Request	To purchase a new laser printer		
REACH BEYOND DOMESTIC VIOLENCE, INC	Waltham	MA	\$2,500 00
Summary of Grant Request	To assist with building improvements to the shelter facility that houses individuals and families escaping domestic violence		
ROCHESTER CHILD CARE CENTER, INC	Rochester	NH	\$2,500 00
Summary of Grant Request	To bring outdated electrical system up to current code to increase its capacity		
SEACARE HEALTH SERVICES	Exeter	NH	\$2,000 00
Summary of Grant Request	To support the purchase of new computers and software for the agency to include 3-computer monitors, 3-desktop computers and 1 laptop, Quick Books Software, an Adobe license and Design & Photoshop license		

HEALTH AND WELFARE

Name of Organization	City	State	Amount Paid
SERVICENET	Northampton	MA	\$2,500 00
Summary of Grant Request	To support renovating the gym and studio spaces to include demolition, new flooring, partitions, paint and some new wiring and lighting and installing a wheelchair/handicapped accessible shower room		
SEXUAL ASSAULT CRISIS & SUPPORT CENTER	Winthrop	ME	\$2,500 00
Summary of Grant Request	To purchase a new photocopier/fax machine and closed circuit forensic interviewing system for the children's advocacy center		
SEXUAL ASSAULT SUPPORT SERVICES OF MIDCOAST MAINE	Brunswick	ME	\$1,900 00
Summary of Grant Request	To support the in-house maintenance of the Sexual Assault agency's website (by updating and improving it in-house)		
SHARE FUND, INC.	Rochester	NH	\$2,500 00
Summary of Grant Request	To purchase a new photocopier to enhance office abilities to support the resources needed for food, clothing and affordable housing to the less fortunate		
SHAW HOUSE	Bangor	ME	\$2,500 00
Summary of Grant Request	To purchase two computers and database software to meet reporting requirements of funders, supporters, track outcomes of youth served and produce and maintain data generated		
SISTERS OF HOLY CROSS/HOLY CROSS FAMILY LEARNING CENTER	Manchester	NH	\$2,500 00
Summary of Grant Request	To purchase an LCD projector and MAC computer to help facilitate teaching by providing sounds by word families with accompanying pictures to help people of diverse cultures learn English literacy		
SISTERS OF SAINT JOSEPH OF BOSTON F/B/O THE LITERACY CONNECTION	Brighton	MA	\$2,500 00
Summary of Grant Request	To support operations for the Adult Literacy Programs for FY 2011-2012		

HEALTH AND WELFARE

Name of Organization	City	State	Amount Paid
SOUTH SHORE WOMEN'S RESOURCE CENTER/HIGH POINT TREATMENT CENTER	New Bedford	MA	\$718 00
Summary of Grant Request	To purchase a new hard drive, HP Laser Jet Pro printer and LCD Monitor for a staff advocate		
SOUTHERN MAINE AGENCY ON AGING	Scarborough	ME	\$2,000 00
Summary of Grant Request	To purchase acoustic panels, signage for the entrance, non-skid matting for floors, laptop computer and a printer		
SPRINGFIELD DAY NURSERY CORP D/B/A SQUARE ONE	Springfield	MA	\$2,500 00
Summary of Grant Request	To purchase new furnishings and educational materials for the children's rooms as part of the renovation project for Square one-owned King Street Children's Center in Springfield's Old Hill District, one of the most impoverished areas of the city		
SPRINGFIELD JEWISH COMMUNITY CENTER	Springfield	MA	\$2,500 00
Summary of Grant Request	To replace the current playground equipment with new a play structure that is fully accessible for children and those who use wheelchairs		
SPRINGFIELD MEDICAL CARE SYSTEMS (SMCS)	Springfield	VT	\$2,500 00
Summary of Grant Request	To support the construction of a new dental clinic in Ludlow, VT		
ST. JOSEPH RESIDENCE AT MONT MARIE, INC.	Holyoke	MA	\$1,965 00
Summary of Grant Request	To purchase a desktop video magnifier for the visually impaired		
STRAIGHT AHEAD MINISTRIES	Worcester	MA	\$2,500 00
Summary of Grant Request	To assist with renovating the newly acquired facility with a new heating/cooling system		

HEALTH AND WELFARE

Name of Organization	City	State	Amount Paid
SURVIVAL CENTERS, INC A/K/A AMHERST SURVIVAL CENTER	North Amherst	MA	\$2,500 00
Summary of Grant Request	Capital Campaign for expansion into a newly constructed space to provide a full range of services		
THE BEACON PROJECT	Islesboro	ME	\$2,500 00
Summary of Grant Request	To construct an addition of two rooms to Boardman Cottage (assisted living facility for six elderly island residents)		
THE BRIEN CENTER FOR MENTAL HEALTH AND SUBSTANCE ABUSE SERVICES	Pittsfield	MA	\$2,500 00
Summary of Grant Request	Renovations to a building to establish a new, clean mental health and substance abuse facility		
THE CHILD CARE CENTER IN NORWICH	Norwich	VT	\$2,500 00
Summary of Grant Request	To replace old and damaged flooring in one of the classrooms to make it safe		
THE LITERACY PROJECT, INC	Greenfield	MA	\$2,492 00
Summary of Grant Request	To purchase 4 laptop computers with Office 2010, 1 router and 2 optical mice as part of the instructional technology upgrade at their Northampton site		
THE MENTOR CONNECTOR	Rutland	VT	\$1,500 00
Summary of Grant Request	To purchase a durable laptop computer that will be used to complete necessary paperwork while traveling to people's homes, who have limited or are without transportation		
THE SECOND STEP, INC.	Newtonville	MA	\$2,500 00
Summary of Grant Request	To assist with the purchase of cribs, bedding and furniture for the children living at the residences		

HEALTH AND WELFARE

Name of Organization	City	State	Amount Paid
THE WAY HOME	Manchester	NH	\$2,500 00
Summary of Grant Request	To purchase closed-circuit security cameras to deter criminals and help staff respond to threats and infractions quickly		
THE WELCOME PROJECT	Somerville	MA	\$2,000 00
Summary of Grant Request	To support the English for Speakers of Other Languages (ESOL) program		
THE YOUTH COUNCIL	Nashua	NH	\$2,500 00
Summary of Grant Request	To purchase computer equipment and software		
TRAVELERS AID FAMILY SERVICES	Boston	MA	\$2,500 00
Summary of Grant Request	To purchase four computers for an Employment Services/English Language Learning Lab		
VERMONT FOODBANK	Barre	VT	\$2,500 00
Summary of Grant Request	To purchase 30 residential style refrigerator/freezers		
VINTAGE GRACE, INC	Derry	NH	\$1,600 00
Summary of Grant Request	To purchase a much needed new computer system		
WELLSPRING HOUSE, INC	Gloucester	MA	\$2,500 00
Summary of Grant Request	To upgrade technology through the purchase of three new computers and software for the Job Training and Adult Learning Initiative		

HEALTH AND WELFARE

Name of Organization	City	State	Amount Paid
WEST CENTRAL BEHAVIORAL HEALTH	Lebanon	NH	\$2,500 00
Summary of Grant Request	To refurbish the therapeutic playrooms at the Lebanon, Newport and Claremont outpatient clinics and replace worn out and broken toys, add specific toys and games and purchase digital recording equipment needed for Psychotherapy treatment		
WESTBROOK YOUTH CENTER D/B/A MISSION POSSIBLE TEEN CENTER	Westbrook	ME	\$2,500 00
Summary of Grant Request	To purchase furniture (couch and love seat) and updated Microsoft Office Suite software for the staff computers		
WESTMINSTER CARES, INC	Westminster	VT	\$2,500 00
Summary of Grant Request	To purchase two new computers to replace old/antiquated ones and purchase a wide-screen monitor, scanner and extended services contracts for the two machines		
WINCHESTER LEARNING CENTER	Winchester	NH	\$2,000 00
Summary of Grant Request	To purchase one color printer and two laptop computers, two wooden truck sets, two wall-mount Plexiglas sliding and hinged display panels and a couch		
WORCESTER YOUTH CENTER	Worcester	MA	\$2,500 00
Summary of Grant Request	To replace 15 computers, five additional monitors and a server at the youth center that serves youth ages 14-24 who are not served by other organizations in the city		

Total Disbursements: \$250,199.00

AGNES M. LINDSAY TRUST

Part IV Capital Gains and Losses for Tax on Investment Income

(a) List and describe the kind(s) of property sold, e.g., real estate, 2-story brick warehouse, or common stock, 200 shs. MLC Co		(b) How acquired P - Purchase D - Donation	(c) Date acquired (mo., day, yr)	(d) Date sold (mo., day, yr)
1a	SEE ATTACHED	P	VARIOUS	VARIOUS
b	SEE ATTACHED	P	VARIOUS	VARIOUS
c	SEE ATTACHED	P	VARIOUS	VARIOUS
d	SEE ATTACHED	P	VARIOUS	VARIOUS
e	K-1 GS CAPITAL PARTNERS III, LP	P	VARIOUS	VARIOUS
f	K-1 WHITEHALL STREET REAL ESTATE LP XII	P	VARIOUS	VARIOUS
g	K-1 WHITEHALL STREET REAL ESTATE LP XI	P	VARIOUS	VARIOUS
h	K-1 GOLDMAN SACHS GMS IN'TL (LSV) LLC	P	VARIOUS	VARIOUS
i	K-1 GOLDMAN SACHS GMS IN'TL (LSV) LLC	P	VARIOUS	VARIOUS
j	K-1 GOLDMAN SACHS GMS IN'TL (WILLIAM BLAIR) LLC	P	VARIOUS	VARIOUS
k	K-1 GOLDMAN SACHS GMS IN'TL (WILLIAM BLAIR) LLC	P	VARIOUS	VARIOUS
l	K-1 GOLDMAN SACHS GMS SUPERCONCENTRATED	P	VARIOUS	VARIOUS
m	K-1 GOLDMAN SACHS GMS SUPERCONCENTRATED	P	VARIOUS	VARIOUS
n	K-1 FAIRHOLME: ALPHA PLUS	P	VARIOUS	VARIOUS
o	K-1 FAIRHOLME: ALPHA PLUS	P	VARIOUS	VARIOUS

(e) Gross sales price	(f) Depreciation allowed (or allowable)	(g) Cost or other basis plus expense of sale	(h) Gain or (loss) (e) plus (f) minus (g)
a	9,203,550.	9,238,454.	<34,904.>
b	9,345,132.	8,976,426.	368,706.
c	1,682,737.	1,636,520.	46,217.
d	3,349.		3,349.
e			<25,969.>
f			8,013.
g			<41,158.>
h			8,775.
i			9,834.
j			<5,844.>
k			160,141.
l			<20,688.>
m			52,057.
n			<53,330.>
o			<102,644.>

Complete only for assets showing gain in column (h) and owned by the foundation on 12/31/69

(i) FMV as of 12/31/69	(j) Adjusted basis as of 12/31/69	(k) Excess of col (i) over col (j), if any	(l) Losses (from col (h)) Gains (excess of col (h) gain over col (k), but not less than "-0-")
a			<34,904.>
b			368,706.
c			46,217.
d			3,349.
e			<25,969.>
f			8,013.
g			<41,158.>
h			8,775.
i			9,834.
j			<5,844.>
k			160,141.
l			<20,688.>
m			52,057.
n			<53,330.>
o			<102,644.>

2 Capital gain net income or (net capital loss) (If gain, also enter in Part I, line 7 If (loss), enter "-0-" in Part I, line 7)	2	372,555.
3 Net short-term capital gain or (loss) as defined in sections 1222(5) and (6) If gain, also enter in Part I, line 8, column (c) If (loss), enter "-0-" in Part I, line 8	3	N/A

THE AGNES M LINDSAY TRUST
GAINS AND LOSSES DECEMBER 31, 2011
TIN#02-6004971
Form 990-PF Part IV - Capital Gains and Losses

	Acquired Date	Sale Date	Shares Sold	Proceeds from Sale	Cost of Sales	Realized Gain	Gain Type
<u>Realized Gain (Loss)</u>							
3M COMPANY	9/7/2011	11/7/2011	63	4,986 34	4,985 32	1 02	Short-Term
A123 SYSTEMS, INC	4/1/2011	4/4/2011	550	3,300 43	3,300 00	0 43	Short-Term
A123 SYSTEMS, INC	4/1/2011	4/5/2011	550	3,266 82	3,300 00	(33 18)	Short-Term
ABBOTT LABORATORIES	9/7/2011	9/26/2011	57	2,882 05	2,962 40	(80 35)	Short-Term
ABBOTT LABORATORIES	9/7/2011	10/3/2011	64	3,232 55	3,326 21	(93 66)	Short-Term
ACCENTURE PLC	9/7/2011	11/7/2011	55	3,181 68	2,841 45	340 23	Short-Term
ACCRETIVE HEALTH INC	3/25/2011	3/28/2011	137	3,644 94	3,219 50	425 44	Short-Term
ACCRETIVE HEALTH INC	3/25/2011	3/29/2011	138	3,698 18	3,243 00	455 18	Short-Term
ADOBE SYSTEMS INC	4/27/2011	12/1/2011	488	13,168 05	16,375 09	(3,207 04)	Short-Term
ALLSTATE CORPORATION	3/1/2011	12/1/2011	458	12,058 91	14,584 85	(2,525 94)	Short-Term
ALTERA CORP	10/25/2011	12/1/2011	571	21,281 20	21,887 92	(606 72)	Short-Term
AMERICAN EXPRESS CO	9/7/2011	9/19/2011	181	8,792 39	8,873 72	(81 33)	Short-Term
AMERICAN INTL GROUP, INC	5/25/2011	5/26/2011	1,625	46,600 36	47,125 00	(524 64)	Short-Term
AMERICAN INTL GROUP, INC	5/25/2011	5/27/2011	325	9,360 59	9,425 00	(64 41)	Short-Term
AMERICAN INTL GROUP, INC	5/25/2011	5/27/2011	325	9,379 54	9,425 00	(45 46)	Short-Term
AMERICAN INTL GROUP, INC	5/25/2011	5/27/2011	1,625	46,755 06	47,125 00	(369 94)	Short-Term
AMERICAN INTL GROUP, INC	5/25/2011	5/31/2011	650	18,437 15	18,850 00	(412 85)	Short-Term
AMERICAN INTL GROUP, INC	5/25/2011	6/1/2011	650	18,221 81	18,850 00	(628 19)	Short-Term
AMERICAN INTL GROUP, INC	5/25/2011	6/2/2011	650	18,158 12	18,850 00	(691 88)	Short-Term
AMERICAN INTL GROUP, INC	5/25/2011	6/3/2011	650	17,993 08	18,850 00	(856 92)	Short-Term
AMERICAN INTL GROUP, INC	5/25/2011	8/3/2011	110	3,056 38	3,131 38	(75 00)	Short-Term
AMERIPRISE FINANCIAL, INC	8/16/2011	12/1/2011	279	12,589 88	12,522 55	67 33	Short-Term
AMERIPRISE FINANCIAL, INC	3/24/2011	12/1/2011	370	16,696 26	22,214 20	(5,517 94)	Short-Term
AOL INC	1/3/2011	9/22/2011	39	447 08	933 73	(486 65)	Short-Term
AOL INC	2/16/2011	9/22/2011	52	596 10	1,141 49	(545 39)	Short-Term
ARCHER DANIELS MIDLAND CO	5/12/2010	2/2/2011	291	10,255 86	7,968 89	2,286 97	Short-Term
ARCHER DANIELS MIDLAND CO	6/15/2010	2/2/2011	175	6,167 61	4,664 96	1,502 65	Short-Term
ARCHER DANIELS MIDLAND CO	6/16/2010	2/2/2011	555	19,560 15	14,789 34	4,770 81	Short-Term
AVON PRODUCTS INC	4/14/2010	1/19/2011	160	4,586 13	5,235 89	(649 76)	Short-Term
AVON PRODUCTS INC	4/14/2010	2/28/2011	112	3,101 63	3,665 12	(563 49)	Short-Term
AVON PRODUCTS INC	5/6/2010	5/5/2011	73	2,097 25	2,110 56	(13 31)	Short-Term
AVON PRODUCTS INC	10/11/2011	11/14/2011	71	1,268 27	1,502 30	(234 03)	Short-Term
AVON PRODUCTS INC	10/10/2011	11/14/2011	71	1,268 27	1,468 53	(200 26)	Short-Term
AVON PRODUCTS INC	10/17/2011	11/14/2011	1	17 86	22 07	(4 21)	Short-Term
AVON PRODUCTS INC	10/11/2011	11/15/2011	60	1,054 84	1,543 19	(488 35)	Short-Term
AVON PRODUCTS INC	10/11/2011	11/15/2011	7	123 07	177 57	(54 50)	Short-Term
AVON PRODUCTS INC	10/10/2011	11/15/2011	71	1,248 23	1,767 31	(519 08)	Short-Term
BAKER HUGHES INC	5/31/2011	8/19/2011	315	17,290 18	23,590 46	(6,300 28)	Short-Term
BANK OF AMERICA CORP	5/18/2011	8/5/2011	101	870 47	1,194 12	(323 65)	Short-Term
BANK OF AMERICA CORP	8/25/2010	8/5/2011	179	1,542 72	2,230 68	(687 96)	Short-Term
BANK OF AMERICA CORP	2/28/2011	8/5/2011	214	1,844 37	3,036 66	(1,192 29)	Short-Term
BANK OF AMERICA CORP	9/13/2010	8/5/2011	69	594 68	966 00	(371 32)	Short-Term
BANK OF AMERICA CORP	5/17/2011	11/25/2011	296	1,561 27	3,505 01	(1,943 74)	Short-Term
BANK OF AMERICA CORP	5/17/2011	11/28/2011	447	2,464 15	5,293 04	(2,828 89)	Short-Term
BANK OF AMERICA CORP	5/17/2011	11/30/2011	909	4,822 86	10,763 69	(5,940 83)	Short-Term
BANKRATE, INC	6/17/2011	6/20/2011	150	2,300 16	2,250 00	50 16	Short-Term
BANKRATE, INC	6/17/2011	6/21/2011	150	2,280 13	2,250 00	30 13	Short-Term
BANKRATE, INC	6/17/2011	6/22/2011	150	2,282 13	2,250 00	32 13	Short-Term
BANKRATE, INC	6/17/2011	6/23/2011	150	2,267 61	2,250 00	17 61	Short-Term
BANKRATE, INC	12/7/2011	12/8/2011	150	2,853 42	2,625 00	228 42	Short-Term
BANKRATE, INC	12/7/2011	12/9/2011	150	2,880 56	2,625 00	255 56	Short-Term
BANKRATE, INC	12/7/2011	12/12/2011	100	1,878 87	1,750 00	128 87	Short-Term
BANKRATE, INC	12/7/2011	12/13/2011	100	1,855 89	1,750 00	105 89	Short-Term
BANKUNITED INC	1/27/2011	1/31/2011	200	5,625 47	5,400 00	225 47	Short-Term
BANKUNITED INC	1/27/2011	2/1/2011	200	5,649 53	5,400 00	249 53	Short-Term
BANKUNITED INC	1/27/2011	2/2/2011	200	5,651 63	5,400 00	251 63	Short-Term
BANKUNITED INC	1/27/2011	2/3/2011	200	5,647 33	5,400 00	247 33	Short-Term
BASIC ENERGY SERVICES INC	7/28/2011	7/29/2011	200	6,468 93	6,500 00	(31 07)	Short-Term
BASIC ENERGY SERVICES INC	7/28/2011	8/1/2011	200	6,418 41	6,500 00	(81 59)	Short-Term
BAXTER INTERNATIONAL INC	5/7/2010	4/8/2011	234	12,589 98	10,576 39	2,013 59	Short-Term
BEMIS COMPANY	8/4/2011	11/1/2011	191	5,301 44	5,867 41	(565 97)	Short-Term
BIG LOTS INC	11/5/2010	2/11/2011	58	2,387 10	1,746 94	640 16	Short-Term
BIG LOTS INC	11/5/2010	3/4/2011	64	2,631 86	1,927 66	704 20	Short-Term
BIG LOTS INC	11/5/2010	3/17/2011	75	3,154 77	2,258 98	895 79	Short-Term
BIG LOTS INC	12/3/2010	3/17/2011	83	3,491 28	2,471 97	1,019 31	Short-Term
BMC SOFTWARE INC	6/16/2010	2/22/2011	185	9,206 95	6,929 53	2,277 42	Short-Term
BMC SOFTWARE INC	4/29/2010	2/22/2011	134	6,668 82	5,379 69	1,289 13	Short-Term
BMC SOFTWARE INC	6/16/2010	2/23/2011	161	7,767 11	6,030 57	1,736 54	Short-Term
BNP PARIBAS LINKED TO EUROSTOXX 50 DIV PTS 0% COUPON DUE 12/31,	11/19/2010	5/31/2011	630	677,565 00	626,220 00	51,345 00	Short-Term
BOEING COMPANY	1/27/2011	12/1/2011	191	13,464 42	13,511 42	(47 00)	Short-Term
BOSTON PROPERTIES INC	8/10/2011	12/1/2011	257	24,082 03	24,625 22	(543 19)	Short-Term
BOSTON SCIENTIFIC CORP	3/1/2011	12/1/2011	2,992	17,706 67	22,761 19	(5,054 52)	Short-Term
BOSTON SCIENTIFIC CORP	5/17/2011	12/1/2011	2,443	14,457 69	16,590 46	(2,132 77)	Short-Term
BOSTON SCIENTIFIC CORP	10/19/2011	12/1/2011	2,255	13,345 10	13,023 40	321 70	Short-Term
BROOKFIELD ASSET MANAGEMENT INC	9/7/2011	10/12/2011	51	1,364 80	1,458 21	(93 41)	Short-Term
C&J ENERGY SERVICES, INC	7/29/2011	8/1/2011	50	1,563 65	1,450 00	113 65	Short-Term
C&J ENERGY SERVICES, INC	7/29/2011	8/2/2011	50	1,602 04	1,450 00	152 04	Short-Term
CAMERON INTERNATIONAL CORP	3/7/2011	12/1/2011	481	25,661 50	29,841 69	(4,180 19)	Short-Term
CATALYST HEALTH SOLUTIONS, INC	4/8/2011	4/11/2011	100	5,605 14	5,300 00	305 14	Short-Term

THE AGNES M LINDSAY TRUST
GAINS AND LOSSES DECEMBER 31, 2011
TIN#02-6004971
Form 990-PF Part IV - Capital Gains and Losses

	Acquired Date	Sale Date	Shares Sold	Proceeds from Sale	Cost of Sales	Realized Gain	Gain Type
<u>Realized Gain (Loss)</u>							
CATALYST HEALTH SOLUTIONS, INC	4/8/2011	4/12/2011	100	5,590 99	5,300 00	290 99	Short-Term
CBS CORPORATION	12/8/2010	8/3/2011	573	15,201 27	10,299 00	4,902 27	Short-Term
CBS CORPORATION	12/8/2010	8/5/2011	292	6,970 90	5,248 35	1,722 55	Short-Term
CBS CORPORATION	12/13/2010	8/5/2011	475	11,339 65	8,573 05	2,766 60	Short-Term
CBS CORPORATION	8/8/2011	12/1/2011	1,113	28,302 17	24,163 09	4,139 08	Short-Term
CBS CORPORATION	10/10/2011	12/1/2011	513	13,044 93	11,686 62	1,358 31	Short-Term
CELGENE CORPORATION	2/16/2011	10/6/2011	221	13,948 92	11,884 77	2,064 15	Short-Term
CELGENE CORPORATION	2/16/2011	10/19/2011	167	10,952 61	8,980 80	1,971 81	Short-Term
CELGENE CORPORATION	2/16/2011	12/1/2011	36	2,246 74	1,935 98	310 76	Short-Term
CELGENE CORPORATION	5/17/2011	12/1/2011	353	22,030 49	21,288 00	742 49	Short-Term
CENTURYLINK INC	1/31/2011	10/27/2011	295	10,400 31	12,793 95	(2,393 64)	Short-Term
CENTURYLINK INC	1/31/2011	11/4/2011	373	13,416 58	16,176 75	(2,760 17)	Short-Term
CHARLES SCHWAB CORPORATION	9/7/2011	12/9/2011	80	960 05	926 78	33 27	Short-Term
CHEVRON CORPORATION	9/23/2011	12/1/2011	264	26,759 12	23,893 07	2,866 05	Short-Term
CHEVRON CORPORATION	9/29/2011	12/1/2011	128	12,974 12	11,929 58	1,044 54	Short-Term
CHEVRON CORPORATION	9/28/2011	12/1/2011	125	12,670 04	11,651 39	1,018 65	Short-Term
CISCO SYSTEMS, INC	10/6/2011	12/1/2011	699	12,910 32	11,449 99	1,460 33	Short-Term
CISCO SYSTEMS, INC	10/4/2011	12/1/2011	1,876	34,649 16	28,372 85	6,276 31	Short-Term
CITRIX SYSTEMS INC	9/7/2011	10/12/2011	20	1,257 73	1,137 80	119 93	Short-Term
CITRIX SYSTEMS INC	9/7/2011	10/21/2011	124	7,943 27	7,054 36	888 91	Short-Term
CLIFFS NATURAL RESOURCES INC	1/14/2011	3/11/2011	108	9,384 62	9,386 63	(2 01)	Short-Term
CLIFFS NATURAL RESOURCES INC	1/14/2011	7/28/2011	166	15,063 19	14,427 59	635 60	Short-Term
CLIFFS NATURAL RESOURCES INC	1/14/2011	9/29/2011	57	3,120 79	4,954 05	(1,833 26)	Short-Term
CLIFFS NATURAL RESOURCES INC	3/1/2011	9/29/2011	150	8,212 61	14,474 79	(6,262 18)	Short-Term
COCA-COLA ENTERPRISES, INC	6/22/2011	11/3/2011	325	8,482 62	9,506 00	(1,023 38)	Short-Term
COCA-COLA ENTERPRISES, INC	6/22/2011	11/4/2011	416	10,751 38	12,167 68	(1,416 30)	Short-Term
COLONY FINANCIAL INC	3/31/2011	4/4/2011	220	4,055 99	4,070 00	(14 01)	Short-Term
COLONY FINANCIAL INC	3/31/2011	4/5/2011	220	4,058 96	4,070 00	(11 04)	Short-Term
COLONY FINANCIAL INC	3/31/2011	4/6/2011	220	4,080 04	4,070 00	10 04	Short-Term
COLONY FINANCIAL INC	3/31/2011	4/7/2011	220	4,093 86	4,070 00	23 86	Short-Term
COLONY FINANCIAL INC	3/31/2011	4/8/2011	220	4,063 10	4,070 00	(6 90)	Short-Term
COLONY FINANCIAL INC	3/31/2011	4/11/2011	220	4,035 51	4,070 00	(34 49)	Short-Term
COLONY FINANCIAL INC	3/31/2011	4/12/2011	220	4,038 94	4,070 00	(31 06)	Short-Term
COLONY FINANCIAL INC	3/31/2011	4/13/2011	220	4,038 37	4,070 00	(31 63)	Short-Term
COLONY FINANCIAL INC	3/31/2011	4/14/2011	220	4,011 18	4,070 00	(58 82)	Short-Term
COLONY FINANCIAL INC	3/31/2011	4/15/2011	220	4,016 75	4,070 00	(53 25)	Short-Term
COMCAST CORPORATION	8/12/2010	7/18/2011	700	16,639 48	12,676 68	3,962 80	Short-Term
COMMUNITY HEALTH SYS INC	9/7/2011	12/8/2011	331	5,868 84	6,204 23	(335 39)	Short-Term
COMPUTER SCIENCES CORP	12/15/2010	2/9/2011	129	6,204 28	6,305 15	(100 87)	Short-Term
CONAGRA INC	8/1/2011	10/31/2011	821	20,905 82	20,930 78	(24 96)	Short-Term
CONOCOPHILLIPS	3/23/2011	8/12/2011	204	13,482 18	15,996 11	(2,513 93)	Short-Term
CONOCOPHILLIPS	3/23/2011	8/15/2011	166	11,151 22	13,016 44	(1,865 22)	Short-Term
CONOCOPHILLIPS	3/28/2011	8/15/2011	140	9,404 64	11,225 67	(1,821 03)	Short-Term
CONOCOPHILLIPS	3/31/2011	10/25/2011	187	13,289 18	15,082 73	(1,793 55)	Short-Term
CONOCOPHILLIPS	3/28/2011	10/25/2011	43	3,055 80	3,447 88	(392 08)	Short-Term
CONOCOPHILLIPS	5/3/2011	10/25/2011	145	10,304 45	10,899 26	(594 81)	Short-Term
CORNERSTONE ONDEMAND INC	3/17/2011	3/18/2011	100	1,818 17	1,300 00	518 17	Short-Term
CORNERSTONE ONDEMAND INC	3/17/2011	3/21/2011	100	1,806 71	1,300 00	506 71	Short-Term
CORNING INCORPORATED	9/7/2011	9/19/2011	221	2,965 12	3,145 16	(180 04)	Short-Term
CORNING INCORPORATED	9/7/2011	10/17/2011	236	3,099 80	3,358 64	(258 84)	Short-Term
DARDEN RESTAURANTS INC	1/3/2011	9/8/2011	16	717 91	751 04	(33 13)	Short-Term
DARDEN RESTAURANTS INC	1/13/2011	9/8/2011	59	2,647 29	2,713 55	(66 26)	Short-Term
DARLING INTERNATIONAL INC	1/28/2011	1/31/2011	380	5,125 19	4,826 00	299 19	Short-Term
DARLING INTERNATIONAL INC	1/28/2011	2/1/2011	380	5,225 76	4,826 00	399 76	Short-Term
DARLING INTERNATIONAL INC	1/28/2011	2/2/2011	380	5,182 87	4,826 00	356 87	Short-Term
DARLING INTERNATIONAL INC	1/28/2011	2/3/2011	380	5,116 68	4,826 00	290 68	Short-Term
DARLING INTERNATIONAL INC	1/28/2011	2/4/2011	380	5,229 56	4,826 00	403 56	Short-Term
DELPHI AUTOMOTIVE PLC	11/17/2011	11/18/2011	500	10,596 44	11,000 00	(403 56)	Short-Term
DELPHI AUTOMOTIVE PLC	11/17/2011	11/21/2011	250	5,094 80	5,500 00	(405 20)	Short-Term
DELPHI AUTOMOTIVE PLC	11/17/2011	11/22/2011	250	4,937 15	5,500 00	(562 85)	Short-Term
DELPHI AUTOMOTIVE PLC	11/17/2011	11/23/2011	250	4,875 08	5,500 00	(624 92)	Short-Term
DELPHI AUTOMOTIVE PLC	11/17/2011	11/28/2011	250	4,991 80	5,500 00	(508 20)	Short-Term
DELPHI AUTOMOTIVE PLC	11/17/2011	11/29/2011	250	4,931 88	5,500 00	(568 12)	Short-Term
DELPHI AUTOMOTIVE PLC	11/17/2011	11/30/2011	250	5,167 78	5,500 00	(332 22)	Short-Term
DELPHI AUTOMOTIVE PLC	11/17/2011	12/1/2011	250	5,160 10	5,500 00	(339 90)	Short-Term
DELPHI AUTOMOTIVE PLC	11/17/2011	12/2/2011	250	5,275 97	5,500 00	(224 03)	Short-Term
DEMAND MEDIA, INC	1/26/2011	1/27/2011	50	1,096 40	850 00	246 40	Short-Term
DEMAND MEDIA, INC	1/26/2011	1/28/2011	50	1,047 73	850 00	197 73	Short-Term
DEVON ENERGY CORPORATION (NEW)	1/20/2011	8/15/2011	146	10,139 47	11,998 49	(1,859 02)	Short-Term
DEVON ENERGY CORPORATION (NEW)	1/25/2011	12/1/2011	155	10,055 09	13,171 60	(3,116 51)	Short-Term
DEVON ENERGY CORPORATION (NEW)	1/20/2011	12/1/2011	297	19,266 84	24,407 88	(5,141 04)	Short-Term
DEVON ENERGY CORPORATION (NEW)	2/1/2011	12/1/2011	256	16,607 11	22,862 78	(6,255 67)	Short-Term
DEVON ENERGY CORPORATION (NEW)	3/1/2011	12/1/2011	162	10,509 19	14,653 83	(4,144 64)	Short-Term
DEVON ENERGY CORPORATION (NEW)	11/11/2011	12/1/2011	189	12,260 72	12,995 75	(735 03)	Short-Term
DIAMOND OFFSHORE DRILLING, INC	9/7/2011	11/21/2011	1	61 07	62 43	(1 36)	Short-Term
DISCOVERY COMMUNICATIONS, INC	9/7/2011	10/12/2011	37	1,504 99	1,480 16	24 83	Short-Term
DOW CHEMICAL CO	10/12/2010	8/4/2011	500	15,219 07	14,804 53	414 54	Short-Term
DOW CHEMICAL CO	12/2/2010	9/22/2011	57	1,304 44	1,869 60	(565 16)	Short-Term
DOW CHEMICAL CO	10/8/2010	9/22/2011	271	6,201 79	8,144 28	(1,942 49)	Short-Term
DOW CHEMICAL CO	1/3/2011	9/22/2011	33	755 20	1,160 38	(405 18)	Short-Term

THE AGNES M LINDSAY TRUST
GAINS AND LOSSES DECEMBER 31, 2011
TIN#02-6004971
Form 990-PF Part IV - Capital Gains and Losses

	Acquired Date	Sale Date	Shares Sold	Proceeds from Sale	Cost of Sales	Realized Gain	Gain Type
<u>Realized Gain (Loss)</u>							
DUNKIN BRANDS GROUP INC	7/27/2011	7/28/2011	50	1,433 52	950 00	483 52	Short-Term
DUNKIN BRANDS GROUP INC	7/27/2011	7/29/2011	50	1,437 39	950 00	487 39	Short-Term
EATON VANCE CORP	9/7/2011	11/21/2011	1	23 05	23 05	-	Short-Term
EKSPTFINANS ASA LINKED TO TPX INDEX 0% COUPON DUE 10/26/2011	4/12/2010	3/14/2011	220	181,966 40	220,858 00	(38,891 60)	Short-Term
ELI LILLY & CO	9/7/2011	10/31/2011	138	5,163 76	5,052 52	111 24	Short-Term
ELSTER GROUP	4/8/2011	4/11/2011	200	3,020 18	3,000 00	20 18	Short-Term
ELSTER GROUP	4/8/2011	4/12/2011	200	3,024 84	3,000 00	24 84	Short-Term
EMC CORPORATION MASS	4/30/2010	4/27/2011	523	14,709 97	10,120 70	4,589 27	Short-Term
EMC CORPORATION MASS	9/14/2011	12/1/2011	661	15,281 20	14,610 49	670 71	Short-Term
ENDO PHARMACEUTICALS HLDGS INC	9/7/2011	11/21/2011	5	160 99	153 96	7 03	Short-Term
EOG RESOURCES INC	3/2/2011	3/3/2011	250	27,611 49	26,375 00	1,236 49	Short-Term
EOG RESOURCES INC	3/2/2011	3/4/2011	125	13,658 21	13,187 50	470 71	Short-Term
EOG RESOURCES INC	3/2/2011	3/7/2011	125	13,659 71	13,187 50	472 21	Short-Term
EQT CORPORATION	8/18/2011	12/1/2011	335	20,737 35	18,030 23	2,707 12	Short-Term
EQT CORPORATION	9/1/2011	12/1/2011	204	12,628 12	12,420 62	207 50	Short-Term
EQT CORPORATION	10/18/2011	12/1/2011	167	10,337 73	10,861 30	(523 57)	Short-Term
EVERCORE PARTNERS, INC	6/16/2011	6/20/2011	25	818 73	812 50	6 23	Short-Term
EVERCORE PARTNERS, INC	6/16/2011	6/21/2011	25	827 52	812 50	15 02	Short-Term
EVERCORE PARTNERS, INC	6/16/2011	6/22/2011	25	837 18	812 50	24 68	Short-Term
EVERCORE PARTNERS, INC	6/16/2011	6/23/2011	25	814 97	812 50	2 47	Short-Term
EXELIXIS, INC	3/10/2011	3/11/2011	100	1,124 62	1,100 00	24 62	Short-Term
EXELIXIS, INC	3/10/2011	3/14/2011	100	1,107 57	1,100 00	7 57	Short-Term
EXXON MOBIL CORPORATION	8/5/2011	12/1/2011	346	27,580 97	26,025 75	1,555 22	Short-Term
EXXON MOBIL CORPORATION	8/11/2011	12/1/2011	175	13,949 91	12,057 85	1,892 06	Short-Term
EXXON MOBIL CORPORATION	9/30/2011	12/1/2011	146	11,638 21	10,803 20	835 01	Short-Term
EXXON MOBIL CORPORATION	8/12/2011	12/1/2011	171	13,631 06	12,431 48	1,199 58	Short-Term
FEDERATED INVESTORS, INC	9/7/2011	11/21/2011	1	16 19	16 73	(0 54)	Short-Term
FHLB 1 875% 06/21/2013 JD	2/18/2011	5/2/2011	100,000	102,277 60	101,746 00	531 60	Short-Term
FIFTH THIRD BANCORP	1/20/2011	1/21/2011	660	9,574 96	9,240 00	334 96	Short-Term
FIFTH THIRD BANCORP	1/20/2011	1/24/2011	660	9,472 86	9,240 00	232 86	Short-Term
FIFTH THIRD BANCORP	1/20/2011	1/25/2011	660	9,455 83	9,240 00	215 83	Short-Term
FIFTH THIRD BANCORP	1/20/2011	1/26/2011	660	9,590 67	9,240 00	350 67	Short-Term
FIFTH THIRD BANCORP	1/20/2011	1/27/2011	660	9,670 39	9,240 00	430 39	Short-Term
FIFTH THIRD BANCORP	7/20/2011	8/10/2011	936	9,159 22	11,598 80	(2,439 58)	Short-Term
FIFTH THIRD BANCORP	7/20/2011	12/1/2011	2,243	26,735 96	27,794 99	(1,059 03)	Short-Term
FIRST NIAGARA FINANCIAL GROUP	12/7/2011	12/8/2011	1,640	14,364 15	13,940 00	424 15	Short-Term
FIRST NIAGARA FINANCIAL GROUP	12/7/2011	12/9/2011	1,640	14,127 34	13,940 00	187 34	Short-Term
FIRST NIAGARA FINANCIAL GROUP	12/7/2011	12/12/2011	1,640	14,001 55	13,940 00	61 55	Short-Term
FIRST NIAGARA FINANCIAL GROUP	12/7/2011	12/13/2011	820	7,140 91	6,970 00	170 91	Short-Term
FIRST NIAGARA FINANCIAL GROUP	12/7/2011	12/14/2011	820	6,968 06	6,970 00	(1 94)	Short-Term
FIRST NIAGARA FINANCIAL GROUP	12/7/2011	12/15/2011	820	6,927 06	6,970 00	(42 94)	Short-Term
FIRST NIAGARA FINANCIAL GROUP	12/7/2011	12/16/2011	820	6,931 32	6,970 00	(38 68)	Short-Term
FOREST LABORATORIES INC	5/18/2010	3/15/2011	211	6,529 31	5,811 97	717 34	Short-Term
FOREST LABORATORIES INC	9/15/2010	3/15/2011	73	2,258 96	2,267 30	(8 34)	Short-Term
FRANCESCA'S HOLDINGS CORP	7/22/2011	7/25/2011	50	1,294 79	850 00	444 79	Short-Term
FRANCESCA'S HOLDINGS CORP	7/22/2011	7/26/2011	50	1,404 31	850 00	554 31	Short-Term
FREEMONT-MCMORAN COPPER & GOLD	10/12/2010	1/20/2011	148	16,298 46	14,013 50	2,284 96	Short-Term
FREEMONT-MCMORAN COPPER & GOLD	10/12/2010	1/20/2011	130	14,399 40	12,309 16	2,090 24	Short-Term
FREEMONT-MCMORAN COPPER & GOLD	9/7/2011	11/21/2011	1	35 91	45 03	(9 12)	Short-Term
FREEMONT-MCMORAN COPPER & GOLD	11/2/2011	12/1/2011	491	19,125 01	19,339 83	(214 82)	Short-Term
FREESCALE SEMICONDUCTOR	5/26/2011	5/27/2011	200	3,693 64	3,600 00	93 64	Short-Term
FREESCALE SEMICONDUCTOR	5/26/2011	5/31/2011	100	1,851 41	1,800 00	51 41	Short-Term
FREESCALE SEMICONDUCTOR	5/26/2011	6/1/2011	100	1,828 13	1,800 00	28 13	Short-Term
FUSION-IO, INC	6/8/2011	6/10/2011	100	2,389 44	1,900 00	489 44	Short-Term
FUSION-IO, INC	6/8/2011	6/13/2011	100	2,317 43	1,900 00	417 43	Short-Term
FUSION-IO, INC	11/22/2011	11/23/2011	480	14,195 48	15,840 00	(1,644 52)	Short-Term
FUSION-IO, INC	11/22/2011	11/28/2011	480	14,824 99	15,840 00	(1,015 01)	Short-Term
FUSION-IO, INC	11/22/2011	11/29/2011	480	15,693 29	15,840 00	(146 71)	Short-Term
FUSION-IO, INC	11/22/2011	11/30/2011	240	8,246 55	7,920 00	326 55	Short-Term
FUSION-IO, INC	11/22/2011	12/1/2011	240	7,583 42	7,920 00	(336 58)	Short-Term
FUSION-IO, INC	11/22/2011	12/2/2011	240	7,681 24	7,920 00	(238 76)	Short-Term
FUSION-IO, INC	11/22/2011	12/5/2011	240	7,723 60	7,920 00	(196 40)	Short-Term
GAP INC	9/15/2010	5/11/2011	127	2,879 74	2,350 74	529 00	Short-Term
GAP INC	9/15/2010	8/5/2011	464	7,776 49	8,588 55	(812 06)	Short-Term
GAP INC	10/12/2010	8/5/2011	154	2,580 99	2,824 10	(243 11)	Short-Term
GAP INC	12/1/2010	8/5/2011	80	1,340 77	1,723 81	(383 04)	Short-Term
GARTNER, INC	2/18/2011	2/22/2011	75	2,849 14	2,662 50	186 64	Short-Term
GARTNER, INC	2/18/2011	2/23/2011	75	2,814 86	2,662 50	152 36	Short-Term
GARTNER, INC	2/18/2011	2/24/2011	75	2,825 79	2,662 50	163 29	Short-Term
GARTNER, INC	2/18/2011	2/25/2011	75	2,832 65	2,662 50	170 15	Short-Term
GENERAL ELECTRIC CO	12/23/2010	12/1/2011	752	11,903 13	13,577 45	(1,674 32)	Short-Term
GENERAL MOTORS COMPANY	11/18/2010	9/28/2011	494	10,088 29	17,554 75	(7,466 46)	Short-Term
GENERAL MOTORS COMPANY	11/18/2010	9/29/2011	262	5,448 49	9,310 41	(3,861 92)	Short-Term
GNC HOLDINGS INC	4/1/2011	4/4/2011	200	3,471 99	3,200 00	271 99	Short-Term
GNC HOLDINGS INC	4/1/2011	4/5/2011	100	1,735 29	1,600 00	135 29	Short-Term
GNC HOLDINGS INC	4/1/2011	4/6/2011	100	1,750 74	1,600 00	150 74	Short-Term
GNC HOLDINGS INC	10/26/2011	10/27/2011	500	12,401 61	12,375 00	26 61	Short-Term
GNC HOLDINGS INC	10/26/2011	10/28/2011	250	6,114 68	6,187 50	(72 82)	Short-Term
GNC HOLDINGS INC	10/26/2011	10/31/2011	250	6,201 76	6,187 50	14 26	Short-Term
GOOGLE, INC	1/14/2011	12/1/2011	23	14,071 54	14,325 94	(254 40)	Short-Term

THE AGNES M LINDSAY TRUST
GAINS AND LOSSES DECEMBER 31, 2011
TIN#02-6004971
Form 990-PF Part IV - Capital Gains and Losses

	Acquired Date	Sale Date	Shares Sold	Proceeds from Sale	Cost of Sales	Realized Gain	Gain Type
Realized Gain (Loss)							
GOOGLE, INC	6/22/2011	12/1/2011	32	19,577 79	15,706 15	3,871 64	Short-Term
GRAPHIC PACKAGING HLDGCO	4/15/2011	4/18/2011	500	2,375 60	2,375 00	0 60	Short-Term
GRAPHIC PACKAGING HLDGCO	4/15/2011	4/19/2011	500	2,379 35	2,375 00	4 35	Short-Term
GRAPHIC PACKAGING HLDGCO	4/15/2011	4/20/2011	500	2,460 40	2,375 00	85 40	Short-Term
GRAPHIC PACKAGING HLDGCO	4/15/2011	4/21/2011	500	2,450 20	2,375 00	75 20	Short-Term
GREEN MNTN COFFEE ROASTERS INC	10/12/2011	10/25/2011	27	1,838 33	2,427 96	(589 63)	Short-Term
GREEN MNTN COFFEE ROASTERS INC	10/4/2011	10/25/2011	53	3,608 58	4,743 41	(1,134 83)	Short-Term
GROUPON INC	11/3/2011	11/4/2011	250	6,637 47	5,000 00	1,637 47	Short-Term
GROUPON INC	11/3/2011	11/7/2011	250	6,382 25	5,000 00	1,382 25	Short-Term
GS LOCAL EMERGING MKTS DEBT FD MUTUAL FUND	4/22/2010	2/23/2011	13,146 552	122,000 00	123,971 98	(1,971 98)	Short-Term
GS STRATEGIC INCOME FUND	2/23/2011	9/21/2011	11,984 283	116,367 39	122,000 00	(5,632 61)	Short-Term
HCA HOLDINGS, INC	3/9/2011	3/11/2011	200	6,213 24	6,000 00	213 24	Short-Term
HCA HOLDINGS, INC	3/9/2011	3/14/2011	200	6,155 06	6,000 00	155 06	Short-Term
HCA HOLDINGS, INC	3/9/2011	3/15/2011	200	6,170 30	6,000 00	170 30	Short-Term
HCA HOLDINGS, INC	3/9/2011	3/16/2011	200	6,296 99	6,000 00	296 99	Short-Term
HCA HOLDINGS, INC	3/9/2011	3/17/2011	200	6,327 05	6,000 00	327 05	Short-Term
HCP, INC	3/22/2011	3/24/2011	600	22,071 11	22,140 00	(68 89)	Short-Term
HESS CORPORATION	2/24/2011	5/4/2011	180	13,917 97	15,070 86	(1,152 89)	Short-Term
HESS CORPORATION	2/24/2011	5/4/2011	348	26,908 07	29,361 58	(2,453 51)	Short-Term
HEWLETT-PACKARD CO	7/25/2011	9/22/2011	234	5,461 03	8,571 72	(3,110 69)	Short-Term
HOLLYFRONTIER CORP	9/7/2011	12/5/2011	67	1,610 44	2,481 31	(870 87)	Short-Term
HOLLYFRONTIER CORP	9/7/2011	12/6/2011	56	1,321 89	2,073 93	(752 04)	Short-Term
HOMEAWAY INC	6/28/2011	6/30/2011	100	3,925 50	2,700 00	1,225 50	Short-Term
ILLINOIS TOOL WORKS	2/7/2011	12/2/2011	67	3,101 61	3,711 52	(609 91)	Short-Term
ILLINOIS TOOL WORKS	12/6/2010	12/2/2011	243	11,249 13	12,214 35	(965 22)	Short-Term
INTERMUNE, INC	9/14/2011	9/15/2011	100	2,544 98	2,400 00	144 98	Short-Term
INVENSENSE INC	11/16/2011	11/17/2011	200	1,712 38	1,500 00	212 38	Short-Term
INVENSENSE INC	11/16/2011	11/18/2011	200	1,938 48	1,500 00	438 48	Short-Term
ISHARES TR-ISHARES MSCI EAFE INDEX FUND ETF	7/30/2010	6/1/2011	1,700	104,055 00	88,524 27	15,530 73	Short-Term
ISHARES TR-ISHARES MSCI EAFE INDEX FUND ETF	7/30/2010	7/12/2011	2,591	149,914 44	134,921 40	14,993 04	Short-Term
JIVE SOFTWARE, INC	12/13/2011	12/14/2011	133	1,977 03	1,596 00	381 03	Short-Term
JIVE SOFTWARE, INC	12/13/2011	12/15/2011	133	1,980 88	1,596 00	384 88	Short-Term
JIVE SOFTWARE, INC	12/13/2011	12/16/2011	66	981 52	792 00	189 52	Short-Term
JIVE SOFTWARE, INC	12/13/2011	12/19/2011	68	1,025 51	816 00	209 51	Short-Term
JOY GLOBAL INC	9/7/2011	10/17/2011	33	2,500 98	2,681 17	(180 19)	Short-Term
JPMORGAN CHASE & CO	12/13/2010	12/1/2011	385	11,598 60	15,913 68	(4,315 08)	Short-Term
JUNIPER NETWORKS, INC	7/27/2011	12/1/2011	860	19,182 86	21,208 19	(2,025 33)	Short-Term
JUNIPER NETWORKS, INC	10/26/2011	12/1/2011	498	11,108 21	11,546 83	(438 62)	Short-Term
KELLOGG COMPANY	9/7/2011	11/21/2011	1	49 14	54 16	(5 02)	Short-Term
KIOR INC	6/24/2011	6/27/2011	150	2,242 50	2,250 00	(7 50)	Short-Term
KIOR INC	6/24/2011	6/28/2011	150	2,223 63	2,250 00	(26 37)	Short-Term
KIOR INC	6/24/2011	6/29/2011	150	2,230 99	2,250 00	(19 01)	Short-Term
KIOR INC	6/24/2011	6/30/2011	150	2,245 36	2,250 00	(4 64)	Short-Term
KLA-TENCOR CORPORATION	7/26/2011	10/28/2011	333	15,689 90	14,695 12	994 78	Short-Term
KOHL'S CORP (WISCONSIN)	11/5/2010	1/13/2011	396	20,367 58	20,993 54	(625 96)	Short-Term
KRATON PERFORMNC POLYMERS INC	4/1/2011	4/4/2011	100	3,901 87	3,775 00	126 87	Short-Term
KRATON PERFORMNC POLYMERS INC	4/1/2011	4/5/2011	50	1,978 11	1,887 50	90 61	Short-Term
KRATON PERFORMNC POLYMERS INC	4/1/2011	4/6/2011	50	1,963 55	1,887 50	76 05	Short-Term
LAREDO PETROLEUM HOLDINGS, INC	12/15/2011	12/16/2011	100	1,875 05	1,700 00	175 05	Short-Term
LAREDO PETROLEUM HOLDINGS, INC	12/15/2011	12/19/2011	100	1,836 55	1,700 00	136 55	Short-Term
LAREDO PETROLEUM HOLDINGS, INC	12/15/2011	12/20/2011	100	1,859 83	1,700 00	159 83	Short-Term
LAREDO PETROLEUM HOLDINGS, INC	12/15/2011	12/21/2011	100	1,876 87	1,700 00	176 87	Short-Term
LAZARD LTD	9/7/2011	9/26/2011	13	298 71	356 27	(57 56)	Short-Term
LAZARD LTD	9/7/2011	9/27/2011	9	220 87	246 65	(25 78)	Short-Term
LAZARD LTD	9/7/2011	9/28/2011	20	458 95	548 11	(89 16)	Short-Term
LAZARD LTD	9/7/2011	9/29/2011	11	245 73	301 46	(55 73)	Short-Term
LAZARD LTD	9/7/2011	9/30/2011	5	107 12	137 03	(29 91)	Short-Term
LAZARD LTD	9/7/2011	11/7/2011	49	1,332 43	1,342 87	(10 44)	Short-Term
LAZARD LTD	9/7/2011	11/8/2011	114	3,100 00	3,060 40	39 60	Short-Term
LAZARD LTD	9/7/2011	11/9/2011	15	383 35	411 08	(27 73)	Short-Term
LAZARD LTD	9/7/2011	11/10/2011	47	1,201 24	1,288 06	(86 82)	Short-Term
LAZARD LTD	9/7/2011	11/11/2011	20	512 11	548 11	(36 00)	Short-Term
LAZARD LTD	9/7/2011	11/14/2011	51	1,277 46	1,397 69	(120 23)	Short-Term
LAZARD LTD	9/7/2011	11/15/2011	52	1,288 16	1,425 09	(136 93)	Short-Term
LAZARD LTD	9/7/2011	11/16/2011	51	1,254 72	1,397 69	(142 97)	Short-Term
LEAR CORPORATION	4/8/2011	8/22/2011	18	739 59	871 18	(131 59)	Short-Term
LEAR CORPORATION	10/3/2011	11/22/2011	414	16,501 14	17,274 75	(773 61)	Short-Term
LENDER PROCESSING SERVICES, INC	2/4/2011	7/29/2011	96	1,814 44	2,936 91	(1,122 47)	Short-Term
LENDER PROCESSING SERVICES, INC	2/4/2011	9/15/2011	195	3,278 88	5,965 59	(2,686 71)	Short-Term
LENDER PROCESSING SERVICES, INC	3/21/2011	9/15/2011	32	538 07	1,048 90	(510 83)	Short-Term
LENDER PROCESSING SERVICES, INC	3/17/2011	9/15/2011	73	1,227 48	2,320 90	(1,093 42)	Short-Term
LENDER PROCESSING SERVICES, INC	5/12/2011	9/15/2011	37	622 15	1,064 03	(441 88)	Short-Term
LIBERTY GLOBAL INC	10/12/2011	12/1/2011	242	9,551 46	9,310 75	240 71	Short-Term
LIBERTY GLOBAL INC	10/10/2011	12/1/2011	68	2,683 88	2,539 41	144 47	Short-Term
LIBERTY GLOBAL INC	10/11/2011	12/1/2011	168	6,630 77	6,402 17	228 60	Short-Term
LIBERTY INTERACTIVE CORP INTERACTIVE	6/7/2011	12/1/2011	1,389	22,378 98	24,347 93	(1,968 95)	Short-Term
LYONDELLBASELL INDUSTRIES	11/5/2010	1/14/2011	401	14,550 95	11,311 28	3,239 67	Short-Term
LYONDELLBASELL INDUSTRIES	11/5/2010	1/21/2011	399	14,012 79	11,254 87	2,757 92	Short-Term
LYONDELLBASELL INDUSTRIES N V	5/17/2011	10/10/2011	459	12,326 41	17,860 08	(5,533 67)	Short-Term
LYONDELLBASELL INDUSTRIES N V	8/9/2011	12/1/2011	395	12,743 92	12,035 09	708 83	Short-Term

THE AGNES M LINDSAY TRUST
GAINS AND LOSSES DECEMBER 31, 2011
TIN#02-6004971
Form 990-PF Part IV - Capital Gains and Losses

	Acquired Date	Sale Date	Shares Sold	Proceeds from Sale	Cost of Sales	Realized Gain	Gain Type
<u>Realized Gain (Loss)</u>							
LYONDELLBASELL INDUSTRIES N V	10/19/2011	12/1/2011	37	1,193 73	1,020 43	173 30	Short-Term
LYONDELLBASELL INDUSTRIES N V	5/17/2011	12/1/2011	459	14,808 76	18,192 52	(3,383 76)	Short-Term
LYONDELLBASELL INDUSTRIES N V	5/17/2011	12/1/2011	322	10,388 72	12,529 30	(2,140 58)	Short-Term
MAGNACHIP SEMICONDUCTOR CORP	3/11/2011	3/14/2011	100	1,399 56	1,400 00	(0 44)	Short-Term
MAGNACHIP SEMICONDUCTOR CORP	3/11/2011	3/15/2011	100	1,390 21	1,400 00	(9 79)	Short-Term
MASSEY ENERGY COMPANY	10/19/2010	1/31/2011	39	2,460 25	1,502 08	958 17	Short-Term
MASSEY ENERGY COMPANY	5/25/2010	1/31/2011	26	1,640 17	770 04	870 13	Short-Term
MASTERCARD INCORPORATED	9/13/2010	4/1/2011	20	5,069 51	3,853 99	1,215 52	Short-Term
MASTERCARD INCORPORATED	9/15/2010	4/1/2011	1	253 48	207 49	45 99	Short-Term
MASTERCARD INCORPORATED	9/15/2010	4/8/2011	26	6,850 59	5,394 68	1,455 91	Short-Term
MATTEL, INC	1/29/2010	1/3/2011	68	1,751 70	1,350 68	401 02	Short-Term
MAXIM INTEGRATED PRODUCTS INC	7/25/2011	12/1/2011	635	16,111 00	14,911 10	1,199 90	Short-Term
MAXIM INTEGRATED PRODUCTS INC	7/22/2011	12/1/2011	367	9,311 39	8,703 43	607 96	Short-Term
MEDLEY CAPITAL CORPORATION	1/20/2011	1/21/2011	210	2,514 87	2,520 00	(5 13)	Short-Term
MEDLEY CAPITAL CORPORATION	1/20/2011	1/24/2011	210	2,494 81	2,520 00	(25 19)	Short-Term
MEDLEY CAPITAL CORPORATION	1/20/2011	1/25/2011	210	2,495 78	2,520 00	(24 22)	Short-Term
MEDLEY CAPITAL CORPORATION	1/20/2011	1/26/2011	210	2,502 46	2,520 00	(17 54)	Short-Term
MEDLEY CAPITAL CORPORATION	1/20/2011	1/27/2011	210	2,493 15	2,520 00	(26 85)	Short-Term
MEDLEY CAPITAL CORPORATION	1/20/2011	1/28/2011	210	2,490 68	2,520 00	(29 32)	Short-Term
MEDLEY CAPITAL CORPORATION	1/20/2011	1/31/2011	210	2,489 94	2,520 00	(30 06)	Short-Term
MEDLEY CAPITAL CORPORATION	1/20/2011	2/1/2011	210	2,509 16	2,520 00	(10 84)	Short-Term
MEDLEY CAPITAL CORPORATION	1/20/2011	2/2/2011	210	2,501 20	2,520 00	(18 80)	Short-Term
MEDLEY CAPITAL CORPORATION	1/20/2011	2/3/2011	210	2,500 86	2,520 00	(19 14)	Short-Term
MEDLEY CAPITAL CORPORATION	1/20/2011	2/4/2011	210	2,498 26	2,520 00	(21 74)	Short-Term
MEDLEY CAPITAL CORPORATION	1/20/2011	2/7/2011	210	2,507 83	2,520 00	(12 17)	Short-Term
MEDLEY CAPITAL CORPORATION	1/20/2011	2/8/2011	210	2,500 80	2,520 00	(19 20)	Short-Term
MEDLEY CAPITAL CORPORATION	1/20/2011	2/9/2011	210	2,508 90	2,520 00	(11 10)	Short-Term
MEDLEY CAPITAL CORPORATION	1/20/2011	2/10/2011	210	2,514 81	2,520 00	(5 19)	Short-Term
MEDLEY CAPITAL CORPORATION	1/20/2011	2/11/2011	210	2,516 00	2,520 00	(4 00)	Short-Term
MEDLEY CAPITAL CORPORATION	1/20/2011	2/14/2011	210	2,512 20	2,520 00	(7 80)	Short-Term
MEDLEY CAPITAL CORPORATION	1/20/2011	2/15/2011	210	2,510 23	2,520 00	(9 77)	Short-Term
MEDLEY CAPITAL CORPORATION	1/20/2011	2/16/2011	210	2,509 60	2,520 00	(10 40)	Short-Term
MEDLEY CAPITAL CORPORATION	1/20/2011	2/17/2011	210	2,494 71	2,520 00	(25 29)	Short-Term
MERCK & CO , INC	5/17/2011	12/1/2011	587	20,920 31	21,703 11	(782 80)	Short-Term
METLIFE, INC	3/3/2011	3/4/2011	180	8,189 89	7,785 00	404 89	Short-Term
METLIFE, INC	3/3/2011	3/4/2011	450	20,248 22	19,462 50	785 72	Short-Term
METLIFE, INC	3/3/2011	3/7/2011	360	16,382 56	15,570 00	812 56	Short-Term
METLIFE, INC	3/3/2011	3/8/2011	360	16,584 30	15,570 00	1,014 30	Short-Term
METLIFE, INC	3/3/2011	3/9/2011	360	16,682 43	15,570 00	1,112 43	Short-Term
METLIFE, INC	3/3/2011	3/10/2011	90	4,100 86	3,892 50	208 36	Short-Term
MICHAEL KORS HOLDINGS LIMITED	12/15/2011	12/16/2011	700	16,760 05	14,000 00	2,760 05	Short-Term
MICHAEL KORS HOLDINGS LIMITED	12/15/2011	12/19/2011	700	17,370 09	14,000 00	3,370 09	Short-Term
MICHAEL KORS HOLDINGS LIMITED	12/15/2011	12/20/2011	700	17,701 18	14,000 00	3,701 18	Short-Term
MICHAEL KORS HOLDINGS LIMITED	12/15/2011	12/21/2011	700	18,398 44	14,000 00	4,398 44	Short-Term
MICROSOFT CORPORATION	2/18/2011	10/10/2011	443	11,859 64	11,975 92	(116 28)	Short-Term
MICROSOFT CORPORATION	9/7/2011	11/21/2011	6	149 78	154 78	(5 00)	Short-Term
MICROSOFT CORPORATION	4/27/2011	12/1/2011	700	17,730 73	18,393 74	(663 01)	Short-Term
MICROSOFT CORPORATION	2/18/2011	12/1/2011	680	17,224 14	18,382 90	(1,158 76)	Short-Term
MOLYCORP, INC	9/7/2011	12/6/2011	92	2,923 73	5,062 11	(2,138 38)	Short-Term
MOLYCORP, INC	9/7/2011	12/7/2011	88	2,716 51	4,842 02	(2,125 51)	Short-Term
MOLYCORP, INC	9/7/2011	12/9/2011	72	2,071 45	3,961 65	(1,890 20)	Short-Term
MORGAN STANLEY	12/17/2010	9/20/2011	235	3,589 46	6,166 89	(2,577 43)	Short-Term
MORGAN STANLEY	12/21/2010	9/20/2011	461	7,041 45	12,325 80	(5,284 35)	Short-Term
MORGAN STANLEY	11/1/2011	12/1/2011	1,113	16,068 71	18,051 62	(1,982 91)	Short-Term
NATIONAL OILWELL VARCO, INC	10/26/2011	12/1/2011	281	20,085 49	19,385 97	699 52	Short-Term
NETAPP, INC	11/18/2011	12/1/2011	540	19,757 63	18,998 20	759 43	Short-Term
NETFLIX COM INC	9/7/2011	9/16/2011	19	3,047 12	4,082 26	(1,035 14)	Short-Term
NETFLIX COM INC	9/7/2011	9/30/2011	17	1,910 22	3,652 55	(1,742 33)	Short-Term
NEWELL RUBBERMAID INC	8/25/2010	6/21/2011	258	3,917 83	3,906 64	11 19	Short-Term
NEXTERA ENERGY INC	10/14/2010	4/15/2011	191	10,521 49	10,580 78	(59 29)	Short-Term
NEXTERA ENERGY INC	10/14/2010	4/18/2011	170	9,285 30	9,417 45	(132 15)	Short-Term
NIELSEN HOLDINGS B V	1/26/2011	1/27/2011	325	8,277 79	7,475 00	802 79	Short-Term
NIELSEN HOLDINGS B V	1/26/2011	1/28/2011	325	8,131 11	7,475 00	656 11	Short-Term
NIELSEN HOLDINGS B V	1/26/2011	1/31/2011	325	8,317 00	7,475 00	842 00	Short-Term
NIELSEN HOLDINGS B V	1/26/2011	2/1/2011	325	8,464 00	7,475 00	989 00	Short-Term
NIKE	4/8/2011	6/22/2011	89	7,302 21	6,919 37	382 84	Short-Term
NIKE	4/8/2011	6/23/2011	199	16,136 75	15,471 40	665 35	Short-Term
NOBLE CORPORATION	3/22/2011	8/3/2011	58	2,025 84	2,666 87	(641 03)	Short-Term
NOBLE CORPORATION	12/15/2010	8/3/2011	170	5,937 82	5,955 09	(17 27)	Short-Term
NOBLE CORPORATION	4/8/2011	8/3/2011	66	2,305 27	3,036 13	(730 86)	Short-Term
NUCOR CORPORATION	9/15/2010	9/6/2011	27	899 29	1,061 40	(162 11)	Short-Term
NUCOR CORPORATION	12/2/2010	9/6/2011	22	732 76	881 01	(148 25)	Short-Term
NUCOR CORPORATION	12/16/2010	9/6/2011	64	2,131 65	2,822 69	(691 04)	Short-Term
NVIDIA CORP	6/22/2011	12/1/2011	1,354	21,070 71	21,598 51	(527 80)	Short-Term
NXP SEMICONDUCTORS N V	3/31/2011	4/1/2011	350	10,664 29	10,500 00	164 29	Short-Term
NXP SEMICONDUCTORS N V	3/31/2011	4/4/2011	175	5,344 48	5,250 00	94 48	Short-Term
NXP SEMICONDUCTORS N V	3/31/2011	4/5/2011	87	2,759 05	2,610 00	149 05	Short-Term
NXP SEMICONDUCTORS N V	3/31/2011	4/6/2011	88	2,880 30	2,640 00	240 30	Short-Term
NYSE Euronext	2/10/2010	2/9/2011	46	1,767 84	1,113 94	653 90	Short-Term
NYSE Euronext	4/19/2010	2/11/2011	69	2,605 13	2,184 26	420 87	Short-Term

THE AGNES M LINDSAY TRUST
GAINS AND LOSSES DECEMBER 31, 2011
TIN#02-6004971
Form 990-PF Part IV - Capital Gains and Losses

	Acquired Date	Sale Date	Shares Sold	Proceeds from Sale	Cost of Sales	Realized Gain	Gain Type
<u>Realized Gain (Loss)</u>							
OCCIDENTAL PETROLEUM CORP	4/1/2011	12/1/2011	134	12,949 41	14,146 23	(1,196 82)	Short-Term
OWENS-ILLINOIS INC	9/7/2011	10/10/2011	57	913 42	1,016 26	(102 84)	Short-Term
OWENS-ILLINOIS INC	9/7/2011	10/11/2011	43	685 50	766 65	(81 15)	Short-Term
OWENS-ILLINOIS INC	9/7/2011	10/12/2011	50	829 55	891 46	(61 91)	Short-Term
P G & E CORPORATION	12/3/2010	12/1/2011	326	12,595 12	15,595 21	(3,000 09)	Short-Term
PEPSICO INC	5/6/2010	4/28/2011	48	3,303 16	3,109 00	194 16	Short-Term
PEPSICO INC	7/14/2010	4/28/2011	15	1,032 24	954 90	77 34	Short-Term
PEPSICO INC	9/7/2011	10/3/2011	117	7,094 92	7,345 52	(250 60)	Short-Term
PEPSICO INC	10/6/2011	12/1/2011	243	15,521 49	14,586 14	935 35	Short-Term
PEPSICO INC	3/1/2011	12/1/2011	255	16,287 99	16,216 72	71 27	Short-Term
PFIZER INC	11/7/2011	12/1/2011	620	12,354 13	12,333 29	20 84	Short-Term
PFIZER INC	10/7/2011	12/1/2011	2,667	53,142 67	49,536 06	3,606 61	Short-Term
PIONEER DRILLING COMPANY	7/15/2011	7/18/2011	100	1,550 27	1,450 00	100 27	Short-Term
PIONEER DRILLING COMPANY	7/15/2011	7/19/2011	100	1,649 43	1,450 00	199 43	Short-Term
PNC FINANCIAL SERVICES GROUP	9/28/2010	7/19/2011	372	20,745 62	19,440 91	1,304 71	Short-Term
PNC FINANCIAL SERVICES GROUP	10/19/2010	7/19/2011	81	4,517 19	4,292 38	224 81	Short-Term
PNC FINANCIAL SERVICES GROUP	10/20/2010	7/19/2011	164	9,145 92	8,606 84	539 08	Short-Term
PNC FINANCIAL SERVICES GROUP	12/13/2010	7/19/2011	207	11,543 94	12,485 55	(941 61)	Short-Term
POLO RALPH LAUREN CORPORATION	10/25/2010	1/5/2011	170	18,430 78	16,175 50	2,255 28	Short-Term
POLYCOM INC	9/7/2011	10/12/2011	45	978 06	1,025 51	(47 45)	Short-Term
POLYCOM INC	9/7/2011	10/20/2011	157	2,451 66	3,577 87	(1,126 21)	Short-Term
POLYCOM INC	9/7/2011	10/21/2011	155	2,527 41	3,532 29	(1,004 88)	Short-Term
PPL CORPORATION	4/11/2011	4/13/2011	150	3,997 35	3,795 00	202 35	Short-Term
PPL CORPORATION	4/11/2011	4/14/2011	150	3,993 03	3,795 00	198 03	Short-Term
PPL CORPORATION	4/12/2011	12/1/2011	1,153	34,553 71	30,102 62	4,451 09	Short-Term
PPL CORPORATION	5/17/2011	12/1/2011	456	13,665 65	12,803 06	862 59	Short-Term
PROCTER & GAMBLE COMPANY (THE)	8/18/2010	6/22/2011	408	26,145 54	24,696 96	1,448 58	Short-Term
PUBLIC-SVC ENTERPRISE GROUP HOLDING CO	8/2/2011	12/1/2011	493	16,160 00	15,963 13	196 87	Short-Term
PUBLIC-SVC ENTERPRISE GROUP HOLDING CO	8/1/2011	12/1/2011	142	4,654 61	4,657 81	(3 20)	Short-Term
QUALITY DISTRIBUTION, INC	2/4/2011	2/7/2011	50	485 27	475 00	10 27	Short-Term
QUALITY DISTRIBUTION, INC	2/4/2011	2/8/2011	50	486 48	475 00	11 48	Short-Term
RABOBANK NEDERLAND LINKED TO TOPIX 0% COUPON DUE 11/07/2011	9/30/2010	5/17/2011	440	439,036 40	440,000 00	(963 60)	Short-Term
RANGE RESOURCES CORPORATION	5/10/2010	1/21/2011	246	11,210 50	11,767 87	(557 37)	Short-Term
RANGE RESOURCES CORPORATION	4/15/2010	1/21/2011	240	10,937 08	12,249 75	(1,312 67)	Short-Term
RANGE RESOURCES CORPORATION	7/28/2011	9/28/2011	171	10,415 16	11,213 81	(798 65)	Short-Term
RANGE RESOURCES CORPORATION	7/28/2011	9/29/2011	89	5,149 73	5,836 43	(686 70)	Short-Term
RANGE RESOURCES CORPORATION	7/28/2011	11/3/2011	72	5,094 68	4,721 61	373 07	Short-Term
RANGE RESOURCES CORPORATION	8/9/2011	11/3/2011	228	16,133 16	12,368 10	3,765 06	Short-Term
ROSS STORES, INC	9/7/2011	11/21/2011	1	86 46	74 81	11 65	Short-Term
RPC INC	9/7/2011	10/17/2011	41	753 11	1,009 01	(255 90)	Short-Term
RPC INC	9/7/2011	10/18/2011	20	367 93	492 20	(124 27)	Short-Term
RPC INC	9/7/2011	10/19/2011	42	759 58	1,033 62	(274 04)	Short-Term
RPC INC	9/7/2011	10/20/2011	25	438 30	615 25	(176 95)	Short-Term
RPC INC	9/7/2011	10/21/2011	6	106 01	147 66	(41 65)	Short-Term
RPC INC	9/7/2011	10/21/2011	21	371 03	603 46	(232 43)	Short-Term
RPC INC	9/7/2011	10/24/2011	8	142 74	229 67	(86 93)	Short-Term
RPC INC	9/26/2011	10/24/2011	3	53 53	55 21	(1 68)	Short-Term
RPC INC	9/7/2011	10/24/2011	20	356 86	574 72	(217 86)	Short-Term
RPC INC	9/7/2011	10/24/2011	23	410 39	666 78	(256 39)	Short-Term
RPC INC	9/7/2011	10/24/2011	25	446 07	721 49	(275 42)	Short-Term
RPC INC	9/7/2011	10/24/2011	12	214 12	344 15	(130 03)	Short-Term
RPC INC	9/7/2011	10/24/2011	19	339 02	537 82	(198 80)	Short-Term
RPC INC	9/7/2011	10/24/2011	6	107 06	172 34	(65 28)	Short-Term
RPC INC	9/19/2011	10/24/2011	21	374 70	618 91	(244 21)	Short-Term
RPC INC	9/7/2011	10/25/2011	19	333 21	551 37	(218 16)	Short-Term
RPC INC	9/7/2011	10/25/2011	8	140 30	240 91	(100 61)	Short-Term
RPC INC	9/7/2011	10/25/2011	4	70 15	117 57	(47 42)	Short-Term
RPC INC	9/7/2011	10/25/2011	8	140 30	240 68	(100 38)	Short-Term
RPC INC	9/7/2011	10/25/2011	23	403 36	683 18	(279 82)	Short-Term
RPC INC	9/7/2011	10/25/2011	3	52 61	88 72	(36 11)	Short-Term
RPC INC	9/19/2011	10/26/2011	4	68 41	120 57	(52 16)	Short-Term
RPC INC	9/19/2011	10/26/2011	16	273 63	468 75	(195 12)	Short-Term
RPC INC	9/7/2011	10/26/2011	17	290 73	487 85	(197 12)	Short-Term
RPC INC	9/7/2011	10/26/2011	6	102 61	171 36	(68 75)	Short-Term
RPC INC	9/7/2011	10/26/2011	5	85 51	147 86	(62 35)	Short-Term
RPC INC	9/19/2011	10/26/2011	20	342 04	586 18	(244 14)	Short-Term
RPX CORPORATION	5/4/2011	5/5/2011	100	2,434 36	1,900 00	534 36	Short-Term
RPX CORPORATION	5/4/2011	5/6/2011	100	2,638 33	1,900 00	738 33	Short-Term
RPX CORPORATION	5/4/2011	5/9/2011	100	2,680 29	1,900 00	780 29	Short-Term
RPX CORPORATION	9/16/2011	9/19/2011	100	2,256 30	2,049 00	207 30	Short-Term
RPX CORPORATION	9/16/2011	9/20/2011	100	2,315 17	2,049 00	266 17	Short-Term
SALLY BEAUTY HOLDINGS, INC	10/12/2011	10/14/2011	400	7,036 22	6,700 00	336 22	Short-Term
SCHLUMBERGER LTD	10/27/2010	3/1/2011	173	16,169 19	11,941 56	4,227 63	Short-Term
SCHLUMBERGER LTD	11/1/2010	8/11/2011	29	2,158 22	2,027 36	130 86	Short-Term
SCHLUMBERGER LTD	10/27/2010	8/11/2011	115	8,558 44	7,938 03	620 41	Short-Term
SCHLUMBERGER LTD	7/8/2011	9/23/2011	163	10,000 83	14,594 84	(4,594 01)	Short-Term
SCHLUMBERGER LTD	11/1/2010	9/23/2011	158	9,694 05	11,045 64	(1,351 59)	Short-Term
SENSATA TECHNOLOGIES HLDG N V	2/18/2011	2/22/2011	125	4,159 35	4,143 75	15 60	Short-Term
SENSATA TECHNOLOGIES HLDG N V	2/18/2011	2/23/2011	125	4,121 06	4,143 75	(22 69)	Short-Term
SIMON PROPERTY GROUP INC	9/23/2011	12/1/2011	160	19,604 25	17,859 80	1,744 45	Short-Term

THE AGNES M LINDSAY TRUST
GAINS AND LOSSES DECEMBER 31, 2011
TIN#02-6004971
Form 990-PF Part IV - Capital Gains and Losses

	Acquired Date	Sale Date	Shares Sold	Proceeds from Sale	Cost of Sales	Realized Gain	Gain Type
<u>Realized Gain (Loss)</u>							
SIRIUS XM RADIO INC	1/28/2011	5/11/2011	1,127	2,682 20	1,852 11	830 09	Short-Term
SIRIUS XM RADIO INC	1/28/2011	6/3/2011	2,851	6,219 91	4,685 34	1,534 57	Short-Term
SOLAZYME, INC	5/26/2011	5/31/2011	150	3,344 63	2,700 00	644 63	Short-Term
SOLAZYME, INC	5/26/2011	6/1/2011	75	1,677 04	1,350 00	327 04	Short-Term
SOLAZYME, INC	5/26/2011	6/2/2011	75	1,652 62	1,350 00	302 62	Short-Term
SPDR S&P 500 ETF TRUST	8/31/2011	9/7/2011	4,365	519,173 61	534,397 78	(15,224 17)	Short-Term
SPDR S&P 500 ETF TRUST	8/31/2011	9/7/2011	2,540	302,237 93	310,966 87	(8,728 94)	Short-Term
SPDR S&P 500 ETF TRUST	12/1/2011	12/8/2011	19,606	2,461,589 94	2,443,692 74	17,897 20	Short-Term
SPRINT NEXTEL CORPORATION	3/3/2011	12/1/2011	4,027	10,694 06	17,570 52	(6,876 46)	Short-Term
STANLEY BLACK & DECKER INC	7/15/2010	2/9/2011	14	1,021 02	732 72	288 30	Short-Term
STANLEY BLACK & DECKER INC	7/15/2010	4/29/2011	52	3,764 70	2,721 52	1,043 18	Short-Term
STANLEY BLACK & DECKER INC	7/15/2010	5/9/2011	36	2,650 58	1,884 13	766 45	Short-Term
STANLEY BLACK & DECKER INC	7/15/2010	7/14/2011	28	1,953 74	1,465 43	488 31	Short-Term
STANLEY BLACK & DECKER INC	7/30/2010	7/14/2011	62	4,326 13	3,554 95	771 18	Short-Term
STARWOOD HOTELS & RESORTS	10/27/2011	12/1/2011	377	17,704 72	19,606 20	(1,901 48)	Short-Term
SUNCOKE ENERGY INC	7/21/2011	7/22/2011	100	1,738 49	1,600 00	138 49	Short-Term
SUNCOKE ENERGY INC	7/21/2011	7/25/2011	100	1,759 18	1,600 00	159 18	Short-Term
SUNTRUST BANKS INC	12/20/2010	8/10/2011	182	3,327 26	4,929 23	(1,601 97)	Short-Term
SUNTRUST BANKS INC	12/20/2010	12/1/2011	409	7,270 22	11,077 22	(3,807 00)	Short-Term
SUNTRUST BANKS INC	12/22/2010	12/1/2011	108	1,919 77	3,113 53	(1,193 76)	Short-Term
SUNTRUST BANKS INC	5/17/2011	12/1/2011	440	7,821 26	12,322 91	(4,501 65)	Short-Term
SUNTRUST BANKS INC	12/21/2010	12/1/2011	107	1,901 99	2,978 48	(1,076 49)	Short-Term
SUNTRUST BANKS INC	12/23/2010	12/1/2011	245	4,355 02	7,052 55	(2,697 53)	Short-Term
TEAM HEALTH HOLDINGS INC	3/3/2011	3/4/2011	175	2,991 64	2,992 50	(0 86)	Short-Term
TEAM HEALTH HOLDINGS INC	3/3/2011	3/7/2011	175	2,986 75	2,992 50	(5 75)	Short-Term
TEAVANA HOLDINGS, INC	7/27/2011	7/29/2011	100	2,769 10	1,700 00	1,069 10	Short-Term
TEAVANA HOLDINGS, INC	7/27/2011	8/1/2011	100	2,799 11	1,700 00	1,099 11	Short-Term
TESLA MOTORS, INC	6/3/2011	6/6/2011	100	2,861 34	2,876 00	(14 66)	Short-Term
TESLA MOTORS, INC	6/3/2011	6/7/2011	100	2,849 49	2,876 00	(26 51)	Short-Term
TEVA PHARMACEUTICAL	11/12/2010	11/2/2011	133	5,184 91	6,707 86	(1,522 95)	Short-Term
TEVA PHARMACEUTICAL	11/11/2010	11/2/2011	265	10,330 83	13,442 83	(3,112 00)	Short-Term
TEVA PHARMACEUTICAL	3/1/2011	12/1/2011	314	12,542 50	15,796 65	(3,254 15)	Short-Term
THE HOME DEPOT, INC	11/22/2011	12/1/2011	665	26,165 87	24,742 05	1,423 82	Short-Term
THE MOSAIC COMPANY	7/8/2011	12/1/2011	322	17,009 09	22,688 98	(5,679 89)	Short-Term
THERMO FISHER SCIENTIFIC INC	10/13/2011	12/1/2011	845	39,893 61	45,588 58	(5,694 97)	Short-Term
TRANSOCEAN LTD	12/1/2011	12/2/2011	448	19,583 55	19,366 55	217 00	Short-Term
U S BANCORP	12/13/2010	12/1/2011	680	17,387 54	17,857 76	(470 22)	Short-Term
UNILEVER N V NY SHS (NEW) ADR	3/1/2011	12/1/2011	578	19,346 11	17,497 25	1,848 86	Short-Term
UNILEVER N V NY SHS (NEW) ADR	1/6/2011	12/1/2011	622	20,818 83	18,950 78	1,868 05	Short-Term
UNIVERSAL DISPLAY CORPORATION	3/25/2011	3/28/2011	200	10,416 45	9,200 00	1,216 45	Short-Term
VIACOM INC CMN CLASS B	9/7/2011	10/3/2011	226	8,336 29	10,291 09	(1,954 80)	Short-Term
WALT DISNEY COMPANY (THE)	8/16/2011	12/1/2011	344	12,365 52	11,528 02	837 50	Short-Term
WALT DISNEY COMPANY (THE)	7/18/2011	12/1/2011	1,543	55,465 11	59,577 95	(4,112 84)	Short-Term
WALT DISNEY COMPANY (THE)	10/12/2011	12/1/2011	203	7,297 09	6,899 19	397 90	Short-Term
WARNER CHILCOTT PLC	3/11/2011	3/14/2011	250	5,590 74	5,812 50	(221 76)	Short-Term
WARNER CHILCOTT PLC	3/11/2011	3/15/2011	250	5,489 94	5,812 50	(322 56)	Short-Term
WARNER CHILCOTT PLC	3/11/2011	3/16/2011	250	5,522 62	5,812 50	(289 88)	Short-Term
WARNER CHILCOTT PLC	3/11/2011	3/17/2011	250	5,568 29	5,812 50	(244 21)	Short-Term
WARNER CHILCOTT PLC	10/24/2011	11/14/2011	59	1,001 41	1,021 38	(19 97)	Short-Term
WARNER CHILCOTT PLC	10/24/2011	11/15/2011	2	33 39	34 62	(1 23)	Short-Term
WARNER CHILCOTT PLC	10/24/2011	11/15/2011	52	868 17	928 64	(60 47)	Short-Term
WARNER CHILCOTT PLC	10/24/2011	11/16/2011	2	32 32	36 62	(4 30)	Short-Term
WARNER CHILCOTT PLC	10/24/2011	11/16/2011	2	32 32	37 17	(4 85)	Short-Term
WARNER CHILCOTT PLC	10/24/2011	11/16/2011	5	80 79	89 29	(8 50)	Short-Term
WARNER CHILCOTT PLC	10/24/2011	11/16/2011	46	743 28	880 16	(136 88)	Short-Term
WARNER CHILCOTT PLC	10/24/2011	11/17/2011	4	62 05	76 54	(14 49)	Short-Term
WARNER CHILCOTT PLC	10/24/2011	11/17/2011	2	31 02	39 94	(8 92)	Short-Term
WARNER CHILCOTT PLC	10/24/2011	11/17/2011	2	31 02	37 41	(6 39)	Short-Term
WARNER CHILCOTT PLC	10/24/2011	11/17/2011	2	31 02	39 39	(8 37)	Short-Term
WARNER CHILCOTT PLC	10/24/2011	11/17/2011	43	667 02	882 22	(215 20)	Short-Term
WARNER CHILCOTT PLC	10/24/2011	11/18/2011	3	45 92	61 55	(15 63)	Short-Term
WARNER CHILCOTT PLC	10/26/2011	11/18/2011	4	61 23	84 65	(23 42)	Short-Term
WARNER CHILCOTT PLC	11/7/2011	11/18/2011	26	397 99	611 09	(213 10)	Short-Term
WARNER CHILCOTT PLC	11/7/2011	11/18/2011	16	244 92	280 66	(35 74)	Short-Term
WARNER CHILCOTT PLC	10/25/2011	11/18/2011	5	76 54	96 21	(19 67)	Short-Term
WARNER CHILCOTT PLC	10/24/2011	11/18/2011	2	30 62	43 38	(12 76)	Short-Term
WARNER CHILCOTT PLC	10/24/2011	11/18/2011	2	30 62	45 91	(15 29)	Short-Term
WARNER CHILCOTT PLC	10/24/2011	11/18/2011	2	30 62	45 36	(14 74)	Short-Term
WARNER CHILCOTT PLC	11/7/2011	11/21/2011	9	133 24	211 53	(78 29)	Short-Term
WARNER CHILCOTT PLC	11/7/2011	11/21/2011	3	44 41	68 22	(23 81)	Short-Term
WARNER CHILCOTT PLC	11/7/2011	11/21/2011	8	118 44	180 29	(61 85)	Short-Term
WARNER CHILCOTT PLC	10/24/2011	11/21/2011	2	29 61	47 83	(18 22)	Short-Term
WARNER CHILCOTT PLC	10/24/2011	11/21/2011	2	29 61	49 81	(20 20)	Short-Term
WARNER CHILCOTT PLC	10/24/2011	11/21/2011	2	29 61	50 36	(20 75)	Short-Term
WARNER CHILCOTT PLC	10/26/2011	11/21/2011	4	59 22	93 55	(34 33)	Short-Term
WARNER CHILCOTT PLC	11/8/2011	11/21/2011	8	118 44	205 82	(87 38)	Short-Term
WARNER CHILCOTT PLC	10/25/2011	11/21/2011	5	74 02	107 33	(33 31)	Short-Term
WARNER CHILCOTT PLC	11/7/2011	11/21/2011	16	236 88	316 25	(79 37)	Short-Term
WEATHERFORD INTERNATIONAL LTD	12/21/2010	2/28/2011	636	15,049 20	14,387 04	662 16	Short-Term
WEATHERFORD INTERNATIONAL LTD	12/22/2010	3/2/2011	614	12,435 80	13,944 01	(1,508 21)	Short-Term

THE AGNES M. LINDSAY TRUST
GAINS AND LOSSES DECEMBER 31, 2011
TIN#02-6004971
Form 990-PF Part IV - Capital Gains and Losses

	Acquired Date	Sale Date	Shares Sold	Proceeds from Sale	Cost of Sales	Realized Gain	Gain Type
<u>Realized Gain (Loss)</u>							
WEATHERFORD INTERNATIONAL LTD	1/31/2011	3/2/2011	571	11,564 89	13,248 58	(1,683 69)	Short-Term
WEATHERFORD INTERNATIONAL LTD	12/21/2010	3/2/2011	10	202 54	226 21	(23 67)	Short-Term
WEATHERFORD INTERNATIONAL LTD	1/28/2011	3/2/2011	54	1,093 70	1,233 89	(140 19)	Short-Term
WEBMD HEALTH CORP	9/7/2011	9/23/2011	46	1,356 97	1,549 57	(192 60)	Short-Term
WEBMD HEALTH CORP	9/7/2011	9/26/2011	218	6,451 91	7,343 61	(891 70)	Short-Term
WESTERN DIGITAL CORP	9/7/2011	11/21/2011	2	51 03	56 05	(5 02)	Short-Term
WILLIAMS COMPANIES INC (THE)	11/2/2011	12/1/2011	519	16,673 37	15,608 67	1,064 70	Short-Term
WILLIAMS COMPANIES INC (THE)	11/4/2011	12/1/2011	327	10,505 18	10,255 05	250 13	Short-Term
WINDSTREAM CORPORATION	9/7/2011	11/21/2011	9	103 13	112 66	(9 53)	Short-Term
YANDEX N V	5/24/2011	5/24/2011	450	15,575 69	11,250 00	4,325 69	Short-Term
YANDEX N V	5/24/2011	5/24/2011	450	17,513 44	11,250 00	6,263 44	Short-Term
YOUKU COM INC	5/20/2011	5/25/2011	225	9,925 54	10,840 50	(914 96)	Short-Term
YOUKU COM INC	5/20/2011	5/26/2011	225	9,587 76	10,840 50	(1,252 74)	Short-Term
YOUKU COM INC	5/20/2011	5/23/2011	225	10,141 27	10,840 50	(699 23)	Short-Term
YOUKU COM INC	5/20/2011	5/24/2011	225	9,867 59	10,840 50	(972 91)	Short-Term
YPF SOCIEDAD ANONIMA	3/23/2011	3/24/2011	366	15,219 48	15,006 00	213 48	Short-Term
YPF SOCIEDAD ANONIMA	3/23/2011	3/25/2011	366	15,320 90	15,006 00	314 90	Short-Term
YPF SOCIEDAD ANONIMA	3/23/2011	3/28/2011	368	15,588 40	15,088 00	500 40	Short-Term
YUM BRANDS, INC	1/7/2011	4/12/2011	350	17,540 96	17,297 32	243 64	Short-Term
YUM BRANDS, INC	1/10/2011	4/12/2011	86	4,310 06	4,239 27	70 79	Short-Term
YUM BRANDS, INC	9/7/2011	10/10/2011	62	3,137 88	3,286 39	(148 51)	Short-Term
ZELTIQ AESTHETICS INC	10/19/2011	10/20/2011	100	1,549 88	1,300 00	249 88	Short-Term
ZELTIQ AESTHETICS INC	10/19/2011	10/21/2011	100	1,545 91	1,300 00	245 91	Short-Term
ZIPCAR INC	4/14/2011	4/14/2011	200	5,644 09	3,600 00	2,044 09	Short-Term
ZIPCAR INC	4/14/2011	4/15/2011	200	5,443 19	3,600 00	1,843 19	Short-Term
ZYNGA INC	12/15/2011	12/19/2011	680	6,075 00	6,800 00	(725 00)	Short-Term
ZYNGA INC	12/15/2011	12/20/2011	680	6,238 19	6,800 00	(561 81)	Short-Term
ZYNGA INC	12/15/2011	12/21/2011	680	6,282 53	6,800 00	(517 47)	Short-Term
ZYNGA INC	12/15/2011	12/22/2011	680	6,356 51	6,800 00	(443 49)	Short-Term
ZYNGA INC	12/15/2011	12/23/2011	680	6,329 85	6,800 00	(470 15)	Short-Term
				9,203,549 94	9,238,453 91	(34,903 97)	
AUSTRALIAN DOLLAR	9/30/2011	10/5/2011	169,700 71	163,815 49	165,000 00	(1,184 51)	Ordinary
AUSTRALIAN DOLLAR	9/30/2011	10/14/2011	166,247 40	171,888 17	160,481 94	11,406 23	Ordinary
AUSTRALIAN DOLLAR	9/30/2011	10/28/2011	3,453 31	3,699 77	3,333 55	366 22	Ordinary
AUSTRALIAN DOLLAR	10/21/2011	10/28/2011	155,875 84	167,000 70	160,458 59	6,542 11	Ordinary
CANADIAN DOLLAR	9/30/2011	10/14/2011	170,315 85	168,371 16	163,749 50	4,621 66	Ordinary
CANADIAN DOLLAR	10/21/2011	10/27/2011	164,475 08	166,024 09	162,717 73	3,306 36	Ordinary
CANADIAN DOLLAR	9/30/2011	10/27/2011	1,300 65	1,312 90	1,250 51	62 39	Ordinary
CANADIAN DOLLAR	10/21/2011	10/31/2011	36	36 22	35 62	0 60	Ordinary
EURO	9/30/2011	10/14/2011	120,407 37	167,119 41	161,996 07	5,123 34	Ordinary
EURO	9/30/2011	10/31/2011	6	8 36	8 07	0 29	Ordinary
SWEDISH KRONA	9/30/2011	10/14/2011	1,107,384 67	167,977 45	162,566 20	5,411 25	Ordinary
SWEDISH KRONA	10/21/2011	10/27/2011	1,077,555 59	170,106 60	163,600 64	6,505 96	Ordinary
SWEDISH KRONA	9/30/2011	10/27/2011	16,578 83	2,617 19	2,433 80	183 39	Ordinary
SWEDISH KRONA	10/21/2011	10/31/2011	658	101 69	99 90	1 79	Ordinary
SWEDISH KRONA	10/21/2011	11/30/2011	13	1 92	1 97	(0 05)	Ordinary
SWEDISH KRONA	10/21/2011	12/30/2011	13	1 89	1 97	(0 08)	Ordinary
UK POUND STERLING	9/30/2011	10/14/2011	104,136 89	164,698 74	163,015 89	1,682 85	Ordinary
UK POUND STERLING	9/30/2011	10/28/2011	1,267 48	2,042 76	1,984 11	58 65	Ordinary
UK POUND STERLING	10/21/2011	10/28/2011	102,944 16	165,912 02	163,784 16	2,127 86	Ordinary
				1,682,736 53	1,636,520 22	46,216 31	
ADOBE SYSTEMS INC	11/1/2010	12/1/2011	483	13,033 13	13,617 72	(584 59)	Long-Term
ADOBE SYSTEMS INC	10/29/2010	12/1/2011	175	4,722 15	4,927 77	(205 62)	Long-Term
ADOBE SYSTEMS INC	10/28/2010	12/1/2011	201	5,423 73	5,643 63	(219 90)	Long-Term
AFLAC INCORPORATED	5/8/2009	3/1/2011	145	8,515 01	5,242 33	3,272 68	Long-Term
AFLAC INCORPORATED	8/26/2009	3/1/2011	137	8,045 21	5,637 84	2,407 37	Long-Term
AFLAC INCORPORATED	8/26/2009	12/1/2011	145	6,198 78	5,967 05	231 73	Long-Term
AFLAC INCORPORATED	8/27/2009	12/1/2011	106	4,531 52	4,359 33	172 19	Long-Term
AFLAC INCORPORATED	6/16/2010	12/1/2011	305	13,038 82	13,490 36	(451 54)	Long-Term
ALLSTATE CORPORATION	6/23/2010	9/20/2011	574	14,068 31	17,470 98	(3,402 67)	Long-Term
ALLSTATE CORPORATION	6/23/2010	12/1/2011	56	1,474 45	1,704 49	(230 04)	Long-Term
AMERICAN ELECTRIC POWER INC	6/15/2010	12/1/2011	125	4,955 43	4,160 18	795 25	Long-Term
AMERICAN ELECTRIC POWER INC	6/16/2010	12/1/2011	476	18,870 27	16,016 46	2,853 81	Long-Term
AMERICAN ELECTRIC POWER INC	4/7/2009	12/1/2011	89	3,528 27	2,331 66	1,196 61	Long-Term
AMERICAN ELECTRIC POWER INC	6/10/2010	12/1/2011	443	17,562 04	14,358 00	3,204 04	Long-Term
AMERIPRISE FINANCIAL, INC	9/1/2009	1/10/2011	65	3,906 98	1,860 30	2,046 68	Long-Term
AMERIPRISE FINANCIAL, INC	9/1/2009	3/1/2011	44	2,756 23	1,259 28	1,496 95	Long-Term
AOL INC	2/2/2010	9/22/2011	225	2,579 28	5,548 50	(2,969 22)	Long-Term
APACHE CORP	9/1/2009	1/21/2011	6	751 59	501 69	249 90	Long-Term
APACHE CORP	9/1/2009	9/13/2011	41	3,841 73	3,428 19	413 54	Long-Term
APACHE CORP	4/30/2010	9/13/2011	25	2,342 52	2,508 21	(165 69)	Long-Term
APACHE CORP	5/25/2010	9/13/2011	36	3,373 23	3,081 89	291 34	Long-Term
AUTOZONE, INC	12/3/2009	3/30/2011	9	2,468 11	1,354 31	1,113 80	Long-Term
AUTOZONE, INC	12/3/2009	5/10/2011	12	3,428 56	1,805 75	1,622 81	Long-Term
AUTOZONE, INC	12/3/2009	6/1/2011	2	587 46	300 96	286 50	Long-Term
AUTOZONE, INC	12/8/2009	6/1/2011	11	3,231 05	1,742 85	1,488 20	Long-Term

THE AGNES M LINDSAY TRUST
GAINS AND LOSSES DECEMBER 31, 2011
TIN#02-6004971
Form 990-PF Part IV - Capital Gains and Losses

	Acquired Date	Sale Date	Shares Sold	Proceeds from Sale	Cost of Sales	Realized Gain	Gain Type
<u>Realized Gain (Loss)</u>							
AUTOZONE, INC	12/8/2009	7/28/2011	2	571 73	316 88	254 85	Long-Term
AUTOZONE, INC	2/16/2010	7/28/2011	8	2,286 91	1,310 37	976 54	Long-Term
AUTOZONE, INC	2/16/2010	9/7/2011	4	1,265 34	655 18	610 16	Long-Term
AUTOZONE, INC	3/2/2010	11/1/2011	8	2,608 10	1,339 24	1,268 86	Long-Term
AUTOZONE, INC	2/16/2010	11/1/2011	2	652 03	327 59	324 44	Long-Term
AVON PRODUCTS INC	4/14/2010	5/4/2011	40	1,248 99	1,308 97	(59 98)	Long-Term
AVON PRODUCTS INC	5/3/2010	5/5/2011	67	1,924 87	2,152 48	(227 61)	Long-Term
AVON PRODUCTS INC	4/14/2010	5/5/2011	54	1,551 39	1,767 11	(215 72)	Long-Term
BALL CORPORATION	9/1/2009	2/14/2011	49	3,625 94	2,343 28	1,282 66	Long-Term
BALL CORPORATION	9/1/2009	4/29/2011	49	1,830 22	1,171 64	658 58	Long-Term
BALL CORPORATION	9/1/2009	5/9/2011	98	3,754 72	2,343 28	1,411 44	Long-Term
BALL CORPORATION	9/1/2009	7/11/2011	102	4,079 03	2,438 93	1,640 10	Long-Term
BALL CORPORATION	9/1/2009	10/12/2011	99	3,338 99	2,367 19	971 80	Long-Term
BANK OF AMERICA CORP	12/4/2009	8/5/2011	212	1,827 13	3,402 60	(1,575 47)	Long-Term
BANK OF AMERICA CORP	9/1/2009	8/5/2011	337	2,904 44	5,671 71	(2,767 27)	Long-Term
BANK OF AMERICA CORP	5/1/2009	8/8/2011	399	2,918 09	3,505 18	(587 09)	Long-Term
BANK OF AMERICA CORP	4/13/2009	8/8/2011	1,550	11,335 96	16,943 05	(5,607 09)	Long-Term
BANK OF AMERICA CORP	5/1/2009	11/22/2011	1,586	8,565 81	13,932 85	(5,367 04)	Long-Term
BANK OF AMERICA CORP	6/2/2009	11/23/2011	715	3,713 25	8,203 48	(4,490 23)	Long-Term
BANK OF AMERICA CORP	5/8/2009	11/23/2011	168	872 49	2,427 30	(1,554 81)	Long-Term
BANK OF AMERICA CORP	5/1/2009	11/23/2011	679	3,526 29	5,964 95	(2,438 66)	Long-Term
BANK OF AMERICA CORP	6/2/2009	11/25/2011	438	2,310 25	5,025 35	(2,715 10)	Long-Term
BANK OF AMERICA CORP	12/7/2009	11/25/2011	972	5,126 85	15,487 62	(10,360 77)	Long-Term
BAXTER INTERNATIONAL INC	1/11/2008	1/13/2011	160	8,057 31	10,186 83	(2,129 52)	Long-Term
BAXTER INTERNATIONAL INC	5/21/2007	1/13/2011	131	6,596 92	7,541 37	(944 45)	Long-Term
BAXTER INTERNATIONAL INC	1/16/2008	1/13/2011	158	7,956 59	10,187 51	(2,230 92)	Long-Term
BAXTER INTERNATIONAL INC	1/23/2008	3/1/2011	250	13,145 92	15,050 38	(1,904 46)	Long-Term
BAXTER INTERNATIONAL INC	1/16/2008	3/1/2011	62	3,260 19	3,997 63	(737 44)	Long-Term
BAXTER INTERNATIONAL INC	6/5/2009	3/1/2011	160	8,413 39	7,608 53	804 86	Long-Term
BAXTER INTERNATIONAL INC	6/5/2009	4/8/2011	190	10,222 64	9,035 13	1,187 51	Long-Term
BIOGEN IDEC INC	1/21/2009	2/16/2011	239	16,068 36	11,987 65	4,080 71	Long-Term
BIOGEN IDEC INC	3/10/2009	2/16/2011	236	15,866 67	10,811 75	5,054 92	Long-Term
BIOGEN IDEC INC	3/10/2009	3/25/2011	71	5,090 02	3,252 69	1,837 33	Long-Term
BIOGEN IDEC INC	8/3/2009	3/25/2011	115	8,244 39	5,534 87	2,709 52	Long-Term
BIOGEN IDEC INC	8/4/2009	3/25/2011	195	13,979 62	9,447 05	4,532 57	Long-Term
BNP PARIBAS LNK TO BRIC + IT VS JPY (FX) 0% COUPON DUE 9/22/2011	8/31/2009	9/22/2011	700,000	618,115 70	721,757 63	(103,641 93)	Long-Term
BOEING COMPANY	10/13/2008	12/1/2011	185	13,041 46	8,346 16	4,695 30	Long-Term
BOEING COMPANY	11/18/2009	12/1/2011	233	16,425 19	12,186 71	4,238 48	Long-Term
BOEING COMPANY	10/14/2008	12/1/2011	91	6,414 99	4,372 32	2,042 67	Long-Term
BOEING COMPANY	5/24/2010	12/1/2011	237	16,707 16	15,171 85	1,535 31	Long-Term
CBS CORPORATION	11/18/2009	3/25/2011	434	10,843 01	5,906 30	4,936 71	Long-Term
CBS CORPORATION	3/8/2010	6/3/2011	441	11,996 84	6,486 99	5,509 85	Long-Term
CBS CORPORATION	11/18/2009	6/3/2011	90	2,448 34	1,224 81	1,223 53	Long-Term
CBS CORPORATION	3/8/2010	8/3/2011	6	159 18	88 26	70 92	Long-Term
CHEVRON CORPORATION	9/1/2009	8/9/2011	22	2,015 16	1,506 34	508 82	Long-Term
COMCAST CORPORATION	9/1/2009	2/8/2011	219	4,838 86	3,187 79	1,651 07	Long-Term
COMCAST CORPORATION	9/1/2009	2/28/2011	140	3,372 84	2,037 85	1,334 99	Long-Term
COMCAST CORPORATION	9/1/2009	3/3/2011	72	1,743 31	1,048 04	695 27	Long-Term
COMCAST CORPORATION	9/1/2009	3/3/2011	153	3,723 56	2,227 08	1,496 48	Long-Term
COMCAST CORPORATION	9/1/2009	8/22/2011	32	629 42	465 80	163 62	Long-Term
COMCAST CORPORATION	9/1/2009	8/24/2011	75	1,507 89	1,091 71	416 18	Long-Term
COMCAST CORPORATION	7/2/2010	7/18/2011	1,048	24,911 68	18,219 38	6,692 30	Long-Term
COMCAST CORPORATION	6/22/2010	7/18/2011	1,261	29,974 84	23,175 67	6,799 17	Long-Term
CONOCOPHILLIPS	10/8/2009	1/21/2011	56	3,770 77	2,857 46	913 31	Long-Term
CONOCOPHILLIPS	10/8/2009	1/25/2011	21	1,415 01	1,071 55	343 46	Long-Term
CONOCOPHILLIPS	10/8/2009	2/9/2011	30	2,127 98	1,530 78	597 20	Long-Term
CONOCOPHILLIPS	10/8/2009	8/22/2011	9	569 32	459 24	110 08	Long-Term
CONOCOPHILLIPS	10/8/2009	10/28/2011	84	6,074 77	4,286 19	1,788 58	Long-Term
CONOCOPHILLIPS	10/8/2009	12/28/2011	83	5,958 79	4,235 17	1,723 62	Long-Term
CVS CAREMARK CORPORATION	3/4/2010	8/1/2011	77	2,807 51	2,683 87	123 64	Long-Term
CVS CAREMARK CORPORATION	3/4/2010	10/6/2011	693	23,187 26	24,154 80	(967 54)	Long-Term
CVS CAREMARK CORPORATION	5/7/2010	10/6/2011	461	15,424 72	16,035 74	(611 02)	Long-Term
DARDEN RESTAURANTS INC	6/29/2010	8/25/2011	48	2,214 38	1,886 93	327 45	Long-Term
DARDEN RESTAURANTS INC	7/15/2010	9/8/2011	52	2,333 21	2,104 87	228 34	Long-Term
DARDEN RESTAURANTS INC	6/29/2010	9/8/2011	17	762 78	668 29	94 49	Long-Term
DISH NETWORK CORPORATION	4/23/2009	3/25/2011	523	12,786 88	6,916 63	5,870 25	Long-Term
DISH NETWORK CORPORATION	10/28/2009	10/6/2011	22	551 07	380 68	170 39	Long-Term
DISH NETWORK CORPORATION	4/23/2009	10/6/2011	524	13,125 48	6,929 85	6,195 63	Long-Term
DISH NETWORK CORPORATION	5/19/2009	10/6/2011	480	12,023 34	8,283 84	3,739 50	Long-Term
DISH NETWORK CORPORATION	5/20/2009	10/6/2011	84	2,104 08	1,477 91	626 17	Long-Term
DISH NETWORK CORPORATION	10/28/2009	11/11/2011	717	18,285 55	12,406 71	5,878 84	Long-Term
DOVER CORPORATION	9/1/2009	4/27/2011	17	1,138 97	574 77	564 20	Long-Term
DOW CHEMICAL CO	9/15/2009	5/17/2011	588	21,543 96	15,255 49	6,288 47	Long-Term
DOW CHEMICAL CO	11/11/2009	5/17/2011	403	14,765 67	10,750 38	4,015 29	Long-Term
DOW CHEMICAL CO	11/11/2009	8/4/2011	288	8,766 19	7,682 66	1,083 53	Long-Term
EBAY INC	9/1/2009	1/20/2011	106	3,218 90	2,299 14	919 76	Long-Term
EBAY INC	9/1/2009	2/8/2011	27	880 45	585 63	294 82	Long-Term
EBAY INC	9/1/2009	2/11/2011	90	3,104 94	1,952 10	1,152 84	Long-Term
EBAY INC	9/1/2009	4/8/2011	70	2,194 49	1,518 30	676 19	Long-Term
EMC CORPORATION MASS	7/23/2010	12/1/2011	787	18,194 11	15,921 70	2,272 41	Long-Term

THE AGNES M LINDSAY TRUST
GAINS AND LOSSES DECEMBER 31, 2011
TIN#02-6004971
Form 990-PF Part IV - Capital Gains and Losses

	Acquired Date	Sale Date	Shares Sold	Proceeds from Sale	Cost of Sales	Realized Gain	Gain Type
<u>Realized Gain (Loss)</u>							
EMC CORPORATION MASS	11/30/2010	12/1/2011	511	11,813 46	10,976 98	836 48	Long-Term
EMC CORPORATION MASS	4/30/2010	12/1/2011	626	14,472 06	12,113 87	2,358 19	Long-Term
EMERSON ELECTRIC CO	7/10/2009	3/1/2011	86	5,109 83	2,658 29	2,451 54	Long-Term
EMERSON ELECTRIC CO	11/18/2009	3/1/2011	306	18,181 48	12,978 44	5,203 04	Long-Term
EMERSON ELECTRIC CO	9/30/2009	7/27/2011	21	1,059 82	842 50	217 32	Long-Term
EMERSON ELECTRIC CO	9/1/2009	7/27/2011	10	504 67	363 30	141 37	Long-Term
EMERSON ELECTRIC CO	9/29/2009	7/27/2011	140	7,065 44	5,611 12	1,454 32	Long-Term
ENTERGY CORPORATION	4/11/2006	7/1/2011	20	1,367 23	1,374 88	(7 65)	Long-Term
ENTERGY CORPORATION	3/3/2006	7/1/2011	8	546 89	570 95	(24 06)	Long-Term
ENTERGY CORPORATION	5/9/2007	7/1/2011	101	6,904 49	11,922 04	(5,017 55)	Long-Term
ENTERGY CORPORATION	5/21/2007	7/1/2011	74	5,058 74	8,728 30	(3,669 56)	Long-Term
ENTERGY CORPORATION	5/21/2007	8/2/2011	387	25,375 59	45,646 65	(20,271 06)	Long-Term
EQT CORPORATION	4/7/2010	7/20/2011	75	4,550 36	3,248 95	1,301 41	Long-Term
EQT CORPORATION	4/7/2010	7/28/2011	55	3,538 60	2,382 56	1,156 04	Long-Term
EQT CORPORATION	4/7/2010	12/8/2011	4	228 00	173 28	54 72	Long-Term
EQT CORPORATION	4/12/2010	12/8/2011	49	2,793 04	2,204 96	588 08	Long-Term
EQT CORPORATION	4/23/2010	12/8/2011	28	1,596 02	1,253 99	342 03	Long-Term
EQT CORPORATION	5/10/2010	12/8/2011	87	4,959 08	3,614 44	1,344 64	Long-Term
EQT CORPORATION	9/13/2010	12/8/2011	16	912 01	555 35	356 66	Long-Term
EVEREST RE GROUP LTD	5/21/2007	8/1/2011	26	2,111 32	2,763 80	(652 48)	Long-Term
EVEREST RE GROUP LTD	4/22/2008	12/1/2011	100	8,580 65	9,212 24	(631 59)	Long-Term
EVEREST RE GROUP LTD	4/24/2008	12/1/2011	90	7,722 58	8,251 77	(529 19)	Long-Term
EVEREST RE GROUP LTD	1/21/2009	12/1/2011	175	15,016 14	12,036 52	2,979 62	Long-Term
EVEREST RE GROUP LTD	5/21/2007	12/1/2011	93	7,980 00	9,885 90	(1,905 90)	Long-Term
FAIRHOLME DYNAMIC EQUITY	8/31/2009	9/6/2011	9430 31	967,164 43	967,164 43	-	Long-Term
FHLB 1 0% 12/28/2011 JD	12/17/2010	12/28/2011	100,000	100,000 00	100,000 00	-	Long-Term
FHLB 4 6250% 02/18/2011 FA	12/12/2007	2/18/2011	400,000	400,000 00	400,000 00	-	Long-Term
FHLB 4 875% 11/18/2011 MN	1/8/2009	11/18/2011	200,000	200,000 00	200,000 00	-	Long-Term
FORD MOTOR COMPANY	1/14/2010	1/27/2011	126	2,358 63	1,462 83	895 80	Long-Term
FORD MOTOR COMPANY	1/14/2010	1/28/2011	355	6,032 22	4,121 48	1,910 74	Long-Term
FORD MOTOR COMPANY	10/28/2009	8/1/2011	179	2,191 45	1,282 21	909 24	Long-Term
FORD MOTOR COMPANY	10/28/2009	12/1/2011	2,367	25,042 37	16,955 30	8,087 07	Long-Term
FRANKLIN RESOURCES INC	11/19/2008	12/1/2011	140	13,796 22	7,111 07	6,685 15	Long-Term
FRANKLIN RESOURCES INC	6/18/2010	12/1/2011	175	17,245 28	16,267 57	977 71	Long-Term
GENERAL ELECTRIC CO	11/24/2009	8/1/2011	175	3,113 42	2,810 34	303 08	Long-Term
GENERAL ELECTRIC CO	11/24/2009	12/1/2011	387	6,125 68	6,214 87	(89 19)	Long-Term
GENERAL ELECTRIC CO	2/22/2010	12/1/2011	762	12,061 42	12,357 75	(296 33)	Long-Term
GENERAL ELECTRIC CO	12/3/2009	12/1/2011	765	12,108 91	12,441 32	(332 41)	Long-Term
GENERAL ELECTRIC CO	12/17/2009	12/1/2011	1,270	20,102 37	20,127 11	(24 74)	Long-Term
GENERAL ELECTRIC CO	4/6/2010	12/1/2011	613	9,702 95	11,368 83	(1,665 88)	Long-Term
GENERAL ELECTRIC CO	4/23/2010	12/1/2011	744	11,776 50	14,112 53	(2,336 03)	Long-Term
GENERAL ELECTRIC CO	10/19/2010	12/1/2011	981	15,527 89	15,731 33	(203 44)	Long-Term
GENERAL MILLS INC	12/15/2008	3/1/2011	235	8,659 07	7,084 02	1,575 05	Long-Term
GENERAL MILLS INC	12/12/2008	3/1/2011	140	5,158 59	4,236 39	922 20	Long-Term
GENERAL MILLS INC	8/24/2010	10/13/2011	51	2,004 66	1,810 64	194 02	Long-Term
GENERAL MILLS INC	12/15/2008	12/1/2011	223	8,895 16	6,722 28	2,172 88	Long-Term
GENERAL MILLS INC	4/28/2010	12/1/2011	290	11,567 69	10,185 96	1,381 73	Long-Term
GENERAL MILLS INC	4/29/2010	12/1/2011	444	17,710 54	15,776 98	1,933 56	Long-Term
GENERAL MILLS INC	1/22/2010	12/1/2011	422	16,832 99	15,067 94	1,765 05	Long-Term
GENL ELECTRIC JAPAN, LTD MTN FRN MTN 02/18/2011 SER A FBLINVQW	9/12/2007	2/18/2011	1,000,000	1,000,000 00	955,000 00	45,000 00	Long-Term
GILEAD SCIENCES	9/1/2009	11/21/2011	96	3,427 91	4,333 44	(905 53)	Long-Term
GOLDMAN EQUITY LONG/SHORT PARTNERS	4/4/2002	10/1/2011	1341360 7	1,320,595 75	1,000,000 00	320,595 75	Long-Term
GOLDMAN SACHS GLOBAL ALPHA DYNAMIC RISK FUND	2/28/2006	9/1/2011		1,862,741 86	1,862,741 86	-	Long-Term
GOLDMAN SACHS GLOBAL ALPHA DYNAMIC RISK FUND	2/28/2006	11/1/2011		43,260 57	43,260 57	-	Long-Term
GOOGLE, INC	3/31/2010	9/14/2011	29	15,356 28	16,460 45	(1,104 17)	Long-Term
GOOGLE, INC	3/31/2010	12/1/2011	20	12,236 12	11,352 03	884 09	Long-Term
HARTFORD FINANCIAL SRVCS GROUP	3/26/2010	12/1/2011	749	13,286 00	20,987 57	(7,701 57)	Long-Term
HARTFORD FINANCIAL SRVCS GROUP	6/23/2010	12/1/2011	512	9,082 02	12,554 03	(3,472 01)	Long-Term
HONEYWELL INTL INC	2/12/2009	3/1/2011	164	9,414 86	5,135 12	4,279 74	Long-Term
HONEYWELL INTL INC	7/15/2009	3/1/2011	94	5,396 32	3,043 03	2,353 29	Long-Term
HONEYWELL INTL INC	9/1/2009	10/28/2011	32	1,729 71	1,150 72	578 99	Long-Term
HONEYWELL INTL INC	10/14/2009	12/1/2011	155	8,378 49	5,780 10	2,598 39	Long-Term
HONEYWELL INTL INC	7/15/2009	12/1/2011	307	16,594 81	9,938 42	6,656 39	Long-Term
HONEYWELL INTL INC	10/15/2009	12/1/2011	176	9,513 64	6,568 72	2,944 92	Long-Term
HONEYWELL INTL INC	3/9/2010	12/1/2011	400	21,621 90	16,907 36	4,714 54	Long-Term
ILLINOIS TOOL WORKS	8/19/2010	12/1/2011	436	19,663 01	18,376 20	1,286 81	Long-Term
INTEL CORPORATION	9/1/2009	10/28/2011	265	6,611 59	5,247 00	1,364 59	Long-Term
INTEL CORPORATION	9/1/2009	12/13/2011	230	5,507 59	4,554 00	953 59	Long-Term
INTL BUSINESS MACHINES CORP	9/1/2009	4/8/2011	20	3,281 82	2,336 19	945 63	Long-Term
INTL BUSINESS MACHINES CORP	9/1/2009	7/18/2011	33	5,778 94	3,854 71	1,924 23	Long-Term
INTL BUSINESS MACHINES CORP	9/1/2009	7/25/2011	21	3,877 09	2,453 00	1,424 09	Long-Term
INTL BUSINESS MACHINES CORP	9/1/2009	8/9/2011	43	7,186 49	5,022 80	2,163 69	Long-Term
INTL BUSINESS MACHINES CORP	9/1/2009	10/18/2011	20	3,540 32	2,336 19	1,204 13	Long-Term
INTL BUSINESS MACHINES CORP	9/1/2009	11/22/2011	9	1,635 04	1,051 28	583 76	Long-Term
INTL BUSINESS MACHINES CORP	10/16/2009	11/22/2011	14	2,543 40	1,721 44	821 96	Long-Term
INVESCO LTD	12/14/2007	3/24/2011	168	4,347 21	4,736 00	(388 79)	Long-Term
INVESCO LTD	2/22/2008	3/24/2011	261	6,753 70	6,659 91	93 79	Long-Term
INVESCO LTD	12/17/2007	3/24/2011	60	1,552 58	1,675 04	(122 46)	Long-Term
INVESCO LTD	3/20/2008	3/24/2011	32	828 04	768 18	59 86	Long-Term
INVESCO LTD	7/21/2008	12/1/2011	291	5,799 79	6,815 39	(1,015 60)	Long-Term

THE AGNES M LINDSAY TRUST
GAINS AND LOSSES DECEMBER 31, 2011
TIN#02-6004971
Form 990-PF Part IV - Capital Gains and Losses

	Acquired Date	Sale Date	Shares Sold	Proceeds from Sale	Cost of Sales	Realized Gain	Gain Type
<u>Realized Gain (Loss)</u>							
INVESCO LTD	7/22/2008	12/1/2011	190	3,786 81	4,401 94	(615 13)	Long-Term
INVESCO LTD	3/20/2008	12/1/2011	318	6,337 92	7,633 78	(1,295 86)	Long-Term
INVESCO LTD	7/18/2008	12/1/2011	170	3,388 20	3,923 96	(535 76)	Long-Term
JOHNSON & JOHNSON	9/1/2009	3/30/2011	86	5,126 79	5,142 80	(16 01)	Long-Term
JOHNSON & JOHNSON	9/1/2009	5/3/2011	19	1,257 96	1,136 20	121 76	Long-Term
JOHNSON CONTROLS INC	5/18/2010	12/1/2011	444	13,769 13	13,089 21	679 92	Long-Term
JOHNSON CONTROLS INC	4/17/2009	12/1/2011	429	13,303 96	7,442 64	5,861 32	Long-Term
JPMORGAN CHASE & CO	9/1/2009	1/10/2011	21	905 50	889 77	15 73	Long-Term
JPMORGAN CHASE & CO	4/28/2005	8/1/2011	74	2,983 05	2,633 16	349 89	Long-Term
JPMORGAN CHASE & CO	9/1/2009	11/4/2011	69	2,310 69	2,923 53	(612 84)	Long-Term
JPMORGAN CHASE & CO	10/31/2007	12/1/2011	730	21,992 16	34,527 25	(12,535 09)	Long-Term
JPMORGAN CHASE & CO	10/15/2007	12/1/2011	390	11,749 24	18,057 20	(6,307 96)	Long-Term
JPMORGAN CHASE & CO	11/14/2008	12/1/2011	265	7,983 46	9,386 17	(1,402 71)	Long-Term
JPMORGAN CHASE & CO	5/9/2007	12/1/2011	108	3,253 63	5,670 00	(2,416 37)	Long-Term
JPMORGAN CHASE & CO	4/28/2005	12/1/2011	216	6,507 27	7,685 97	(1,178 70)	Long-Term
JPMORGAN CHASE & CO	9/30/2009	12/1/2011	320	9,640 40	14,127 50	(4,487 10)	Long-Term
JPMORGAN CHASE & CO	5/21/2007	12/1/2011	485	14,611 23	25,473 41	(10,862 18)	Long-Term
JPMORGAN CHASE & CO	6/15/2006	12/1/2011	115	3,464 52	4,661 62	(1,197 10)	Long-Term
MARSH & MCLENNAN CO INC	9/10/2009	8/1/2011	58	1,681 27	1,350 28	330 99	Long-Term
MARSH & MCLENNAN CO INC	9/10/2009	12/1/2011	742	22,478 99	17,274 26	5,204 73	Long-Term
MASSEY ENERGY COMPANY	9/1/2009	1/31/2011	11	693 92	296 23	397 69	Long-Term
MASSEY ENERGY COMPANY	1/25/2010	1/31/2011	42	2,649 50	1,764 20	885 30	Long-Term
MATTEL, INC	9/1/2009	1/3/2011	172	4,430 76	3,031 36	1,399 40	Long-Term
MC DONALDS CORP	10/1/2009	1/6/2011	5	373 16	283 14	90 02	Long-Term
MC DONALDS CORP	9/25/2009	1/6/2011	1	74 63	56 79	17 84	Long-Term
MC DONALDS CORP	9/16/2009	1/6/2011	16	1,194 12	892 13	301 99	Long-Term
MC DONALDS CORP	10/1/2009	1/13/2011	44	3,210 09	2,491 59	718 50	Long-Term
MC DONALDS CORP	10/15/2009	1/13/2011	40	2,918 27	2,321 89	596 38	Long-Term
MERCK & CO , INC	12/17/2009	10/12/2011	173	5,616 99	6,520 45	(903 46)	Long-Term
MERCK & CO , INC	12/16/2009	10/12/2011	117	3,798 78	4,419 35	(620 57)	Long-Term
MERCK & CO , INC	2/23/2010	10/24/2011	188	6,264 28	6,862 23	(597 95)	Long-Term
MERCK & CO , INC	12/17/2009	10/24/2011	265	8,829 97	9,987 97	(1,158 00)	Long-Term
MERCK & CO , INC	6/28/2010	12/1/2011	411	14,647 78	14,655 73	(7 95)	Long-Term
MERCK & CO , INC	3/26/2010	12/1/2011	423	15,075 45	15,992 77	(917 32)	Long-Term
MERCK & CO , INC	2/23/2010	12/1/2011	551	19,637 29	20,112 17	(474 88)	Long-Term
MICROSOFT CORPORATION	9/1/2009	2/3/2011	79	2,181 93	1,893 63	288 30	Long-Term
MICROSOFT CORPORATION	9/1/2009	4/5/2011	181	4,680 93	4,338 57	342 36	Long-Term
MICROSOFT CORPORATION	9/1/2009	8/11/2011	169	4,212 98	4,050 93	162 05	Long-Term
MICROSOFT CORPORATION	9/1/2009	11/22/2011	109	2,700 01	2,612 73	87 28	Long-Term
MORGAN STANLEY FRN MTN 03/01/2011 SER F CMT 10YR +30 00BP SR LI	9/13/2007	3/1/2011	400,000	400,000 00	390,000 00	10,000 00	Long-Term
NEWELL RUBBERMAID INC	9/28/2009	6/7/2011	1,641	23,777 49	25,730 43	(1,952 94)	Long-Term
NEWFIELD EXPLORATION CO	10/5/2009	3/23/2011	55	4,029 51	2,404 42	1,625 09	Long-Term
NEWFIELD EXPLORATION CO	10/5/2009	4/5/2011	197	14,919 32	8,612 21	6,307 11	Long-Term
NEWFIELD EXPLORATION CO	10/5/2009	4/28/2011	124	8,662 04	5,420 88	3,241 16	Long-Term
NEWFIELD EXPLORATION CO	10/6/2009	4/28/2011	58	4,051 60	2,678 29	1,373 31	Long-Term
NEWFIELD EXPLORATION CO	10/6/2009	5/4/2011	150	9,907 53	6,926 61	2,980 92	Long-Term
NEWFIELD EXPLORATION CO	10/6/2009	8/5/2011	216	12,015 47	9,974 32	2,041 15	Long-Term
NEWFIELD EXPLORATION CO	10/6/2009	8/22/2011	25	1,157 88	1,154 44	3 44	Long-Term
NEWFIELD EXPLORATION CO	7/6/2010	8/22/2011	214	9,911 47	10,297 78	(386 31)	Long-Term
NORFOLK SOUTHERN CORPORATION	10/15/2009	4/8/2011	16	1,085 39	768 67	316 72	Long-Term
NORFOLK SOUTHERN CORPORATION	10/15/2009	8/22/2011	15	938 23	720 63	217 60	Long-Term
NUCOR CORPORATION	2/16/2010	9/6/2011	129	4,296 61	5,434 16	(1,137 55)	Long-Term
NUCOR CORPORATION	3/4/2010	9/6/2011	50	1,665 35	2,168 70	(503 35)	Long-Term
NUCOR CORPORATION	4/14/2010	9/6/2011	70	2,331 49	3,317 70	(986 21)	Long-Term
NYSE EURONEXT	12/10/2009	2/9/2011	186	7,148 20	4,743 30	2,404 90	Long-Term
NYSE EURONEXT	2/10/2010	2/11/2011	98	3,700 04	2,373 19	1,326 85	Long-Term
OCCIDENTAL PETROLEUM CORP	2/26/2009	1/25/2011	8	771 11	423 16	347 95	Long-Term
OCCIDENTAL PETROLEUM CORP	9/22/2008	1/25/2011	122	11,759 39	10,012 34	1,747 05	Long-Term
OCCIDENTAL PETROLEUM CORP	2/26/2009	1/31/2011	167	16,010 79	8,833 45	7,177 34	Long-Term
OCCIDENTAL PETROLEUM CORP	3/27/2009	1/31/2011	12	1,150 48	696 72	453 76	Long-Term
OCCIDENTAL PETROLEUM CORP	6/25/2009	2/24/2011	7	727 71	456 02	271 69	Long-Term
OCCIDENTAL PETROLEUM CORP	3/27/2009	2/24/2011	166	17,257 00	9,637 90	7,619 10	Long-Term
OCCIDENTAL PETROLEUM CORP	6/26/2009	3/23/2011	9	903 63	582 13	321 50	Long-Term
OCCIDENTAL PETROLEUM CORP	6/25/2009	3/23/2011	124	12,450 00	8,077 99	4,372 01	Long-Term
OCCIDENTAL PETROLEUM CORP	6/26/2009	5/25/2011	138	14,225 33	8,926 02	5,299 31	Long-Term
OCCIDENTAL PETROLEUM CORP	6/26/2009	8/19/2011	10	823 00	646 81	176 19	Long-Term
OCCIDENTAL PETROLEUM CORP	8/13/2009	8/19/2011	132	10,863 61	9,296 18	1,567 43	Long-Term
OCCIDENTAL PETROLEUM CORP	8/13/2009	9/30/2011	28	2,023 63	1,971 92	51 71	Long-Term
OCCIDENTAL PETROLEUM CORP	5/3/2010	9/30/2011	111	8,022 25	10,021 00	(1,998 75)	Long-Term
OCCIDENTAL PETROLEUM CORP	5/3/2010	12/1/2011	21	2,029 39	1,895 87	133 52	Long-Term
OCCIDENTAL PETROLEUM CORP	5/27/2010	12/1/2011	141	13,625 87	11,503 41	2,122 46	Long-Term
ORACLE CORPORATION	9/1/2009	2/16/2011	246	8,075 01	5,345 58	2,729 43	Long-Term
ORACLE CORPORATION	12/24/2009	3/1/2011	67	2,175 93	1,668 27	507 66	Long-Term
ORACLE CORPORATION	12/28/2009	3/1/2011	528	17,147 63	13,152 66	3,994 97	Long-Term
ORACLE CORPORATION	9/1/2009	8/22/2011	28	696 62	608 44	88 18	Long-Term
ORACLE CORPORATION	9/1/2009	12/21/2011	225	5,825 49	4,889 25	936 24	Long-Term
P G & E CORPORATION	8/19/2010	10/19/2011	304	13,070 29	13,663 01	(592 72)	Long-Term
P G & E CORPORATION	10/12/2010	12/1/2011	375	14,488 25	17,438 98	(2,950 73)	Long-Term
P G & E CORPORATION	8/19/2010	12/1/2011	190	7,340 72	8,539 38	(1,198 66)	Long-Term
PEPSICO INC	10/15/2009	1/26/2011	30	1,970 60	1,865 60	105 00	Long-Term

THE AGNES M. LINDSAY TRUST
GAINS AND LOSSES DECEMBER 31, 2011
TIN#02-6004971
Form 990-PF Part IV - Capital Gains and Losses

	Acquired Date	Sale Date	Shares Sold	Proceeds from Sale	Cost of Sales	Realized Gain	Gain Type
<u>Realized Gain (Loss)</u>							
PEPSICO INC	10/15/2009	4/28/2011	71	4,885 92	4,415 24	470 68	Long-Term
PEPSICO INC	5/7/2010	6/22/2011	207	14,286 47	13,258 59	1,027 88	Long-Term
PEPSICO INC	7/1/2010	7/8/2011	174	12,132 52	10,639 89	1,492 63	Long-Term
PEPSICO INC	5/7/2010	7/8/2011	59	4,113 90	3,779 02	334 88	Long-Term
PEPSICO INC	7/1/2010	8/9/2011	220	13,478 54	13,452 73	25 81	Long-Term
PEPSICO INC	7/1/2010	12/1/2011	94	6,004 20	5,747 98	256 22	Long-Term
PFIZER INC	9/1/2009	3/30/2011	262	5,329 00	4,294 18	1,034 82	Long-Term
PFIZER INC	9/1/2009	8/22/2011	40	711 98	655 60	56 38	Long-Term
PFIZER INC	9/1/2009	10/28/2011	243	4,798 69	3,982 77	815 92	Long-Term
PFIZER INC	9/1/2009	12/28/2011	327	7,035 89	5,359 53	1,676 36	Long-Term
PROCTER & GAMBLE COMPANY (THE)	1/28/2010	8/22/2011	11	678 46	684 99	(6 53)	Long-Term
PROCTER & GAMBLE COMPANY (THE)	1/28/2010	9/19/2011	167	10,658 75	10,399 46	259 29	Long-Term
PROCTER & GAMBLE COMPANY (THE)	3/9/2010	9/19/2011	35	2,233 87	2,219 61	14 26	Long-Term
PRUDENTIAL FINANCIAL INC	4/29/2008	8/1/2011	33	1,916 42	2,501 81	(585 39)	Long-Term
PRUDENTIAL FINANCIAL INC	12/23/2009	12/1/2011	245	12,193 83	12,743 75	(549 92)	Long-Term
PRUDENTIAL FINANCIAL INC	10/25/2010	12/1/2011	303	15,080 53	16,193 42	(1,112 89)	Long-Term
PRUDENTIAL FINANCIAL INC	6/3/2009	12/1/2011	468	23,292 70	19,127 11	4,165 59	Long-Term
PRUDENTIAL FINANCIAL INC	4/29/2008	12/1/2011	9	447 94	682 31	(234 37)	Long-Term
RAYTHEON CO	9/1/2009	7/12/2011	59	2,794 56	2,747 04	47 52	Long-Term
RAYTHEON CO CMN	9/1/2009	8/25/2011	47	1,921 32	2,188 32	(267 00)	Long-Term
SLM CORPORATION	8/22/2008	5/17/2011	215	3,448 51	3,046 68	401 83	Long-Term
SLM CORPORATION	4/22/2008	5/17/2011	10	160 40	175 45	(15 05)	Long-Term
SLM CORPORATION	5/23/2008	5/17/2011	151	2,101 19	3,098 91	(997 72)	Long-Term
SLM CORPORATION	8/22/2008	5/18/2011	301	4,838 11	4,265 35	572 76	Long-Term
SLM CORPORATION	8/25/2008	5/18/2011	131	2,105 62	1,871 26	234 36	Long-Term
SLM CORPORATION	5/27/2008	5/17/2011	390	6,255 44	9,169 56	(2,914 12)	Long-Term
SLM CORPORATION	1/19/2010	12/1/2011	1,653	20,893 71	18,761 91	2,131 80	Long-Term
SLM CORPORATION	8/25/2008	12/1/2011	729	9,214 47	10,413 36	(1,198 89)	Long-Term
SPRINT NEXTEL CORPORATION	1/10/2008	12/1/2011	1,290	3,425 71	16,584 76	(13,159 05)	Long-Term
SPRINT NEXTEL CORPORATION	8/13/2007	12/1/2011	340	902 90	6,645 50	(5,742 60)	Long-Term
SPRINT NEXTEL CORPORATION	4/24/2008	12/1/2011	2,080	5,523 62	16,412 86	(10,889 24)	Long-Term
SPRINT NEXTEL CORPORATION	6/12/2008	12/1/2011	1,050	2,788 37	8,592 05	(5,803 68)	Long-Term
SPRINT NEXTEL CORPORATION	5/6/2008	12/1/2011	2,040	5,417 40	17,680 88	(12,263 48)	Long-Term
SPRINT NEXTEL CORPORATION	7/28/2009	12/1/2011	2,608	6,925 78	11,943 86	(5,018 08)	Long-Term
SPRINT NEXTEL CORPORATION	6/3/2008	12/1/2011	290	770 12	2,816 74	(2,046 62)	Long-Term
SPRINT NEXTEL CORPORATION	5/21/2007	12/1/2011	810	2,151 03	17,406 90	(15,255 87)	Long-Term
STATE STREET CORPORATION	12/22/2009	6/28/2011	38	1,682 46	1,671 39	11 07	Long-Term
STATE STREET CORPORATION	5/19/2009	8/1/2011	46	1,887 80	2,001 47	(113 67)	Long-Term
STATE STREET CORPORATION	12/15/2009	8/16/2011	258	8,938 67	10,282 12	(1,343 45)	Long-Term
STATE STREET CORPORATION	5/19/2009	8/16/2011	74	2,563 81	3,219 76	(655 95)	Long-Term
STATE STREET CORPORATION	12/15/2009	9/26/2011	49	1,530 67	1,952 81	(422 14)	Long-Term
STATE STREET CORPORATION	5/18/2010	9/26/2011	315	9,840 00	12,784 67	(2,944 67)	Long-Term
STATE STREET CORPORATION	12/22/2009	10/3/2011	143	4,380 75	6,289 71	(1,908 96)	Long-Term
STATE STREET CORPORATION	6/3/2010	10/3/2011	16	490 15	620 83	(130 68)	Long-Term
STATE STREET CORPORATION	7/23/2010	10/3/2011	19	582 06	755 82	(173 76)	Long-Term
STATE STREET CORPORATION	1/21/2010	10/3/2011	61	1,868 71	2,827 82	(959 11)	Long-Term
STATE STREET CORPORATION	6/3/2010	10/3/2011	46	1,409 19	1,794 31	(385 12)	Long-Term
SUNTRUST BANKS INC	2/3/2010	8/10/2011	500	9,140 84	11,759 44	(2,618 60)	Long-Term
SYMANTEC CORP	9/1/2009	5/19/2011	405	7,932 58	6,022 35	1,910 23	Long-Term
SYMANTEC CORP	1/12/2010	5/19/2011	162	3,173 03	2,988 50	184 53	Long-Term
SYMANTEC CORP	4/6/2010	5/19/2011	69	1,351 48	1,149 71	201 77	Long-Term
TEVA PHARMACEUTICAL IND LTD ADS	11/12/2010	12/1/2011	271	10,824 90	13,667 89	(2,842 99)	Long-Term
TEVA PHARMACEUTICAL IND LTD ADS	11/15/2010	12/1/2011	389	15,538 33	19,756 84	(4,218 51)	Long-Term
TEXAS INSTRUMENTS INC	6/25/2010	7/21/2011	780	24,663 79	18,816 77	5,847 02	Long-Term
THE BANK OF NY MELLON CORP	10/22/2009	5/12/2011	86	2,445 87	2,489 88	(44 01)	Long-Term
THE BANK OF NY MELLON CORP	10/23/2009	5/12/2011	155	4,408 25	4,563 45	(155 20)	Long-Term
THE BANK OF NY MELLON CORP	10/28/2009	5/12/2011	479	13,622 92	13,264 76	358 16	Long-Term
THE TRAVELERS COMPANIES, INC	9/1/2009	3/1/2011	47	2,797 24	2,332 61	464 63	Long-Term
THE TRAVELERS COMPANIES, INC	7/11/2008	8/1/2011	48	2,612 10	2,103 13	508 97	Long-Term
THE TRAVELERS COMPANIES, INC	7/11/2008	12/1/2011	217	11,926 40	9,507 88	2,418 52	Long-Term
THE TRAVELERS COMPANIES, INC	1/21/2009	12/1/2011	465	25,556 56	18,104 59	7,451 97	Long-Term
U S BANCORP	5/24/2010	8/1/2011	80	2,067 79	1,923 63	144 16	Long-Term
U S BANCORP	6/18/2010	10/28/2011	101	2,623 78	2,369 45	254 33	Long-Term
U S BANCORP	5/24/2010	10/28/2011	561	14,573 64	13,489 47	1,084 17	Long-Term
U S BANCORP	6/18/2010	12/1/2011	634	16,211 32	14,873 56	1,337 76	Long-Term
U S BANCORP	6/21/2010	12/1/2011	730	18,666 03	17,411 74	1,254 29	Long-Term
UNILEVER N V NY SHS (NEW) ADR	1/22/2008	10/24/2011	374	12,780 23	11,945 04	835 19	Long-Term
UNILEVER N V NY SHS (NEW) ADR	1/22/2008	12/1/2011	21	702 89	670 71	32 18	Long-Term
UNILEVER N V NY SHS (NEW) ADR	2/11/2008	12/1/2011	180	6,024 74	5,517 70	507 04	Long-Term
UNILEVER N V NY SHS (NEW) ADR	1/23/2008	12/1/2011	200	6,694 16	6,050 08	644 08	Long-Term
VALERO ENERGY CORPORATION	9/1/2009	1/14/2011	64	1,576 73	1,175 68	401 05	Long-Term
VALERO ENERGY CORPORATION	9/1/2009	1/27/2011	128	3,225 08	2,351 36	873 72	Long-Term
VALERO ENERGY CORPORATION	9/17/2009	1/27/2011	28	705 49	568 60	136 89	Long-Term
VALERO ENERGY CORPORATION	9/17/2009	2/11/2011	66	1,845 09	1,340 27	504 82	Long-Term
VALERO ENERGY CORPORATION	9/17/2009	4/8/2011	94	2,640 72	1,908 87	731 85	Long-Term
VALERO ENERGY CORPORATION	1/5/2010	4/8/2011	86	2,415 98	1,578 33	837 65	Long-Term
VALERO ENERGY CORPORATION	10/8/2009	4/8/2011	102	2,865 46	1,974 72	890 74	Long-Term
WALGREEN CO	9/1/2009	7/21/2011	564	22,946 91	19,198 56	3,748 35	Long-Term
WALGREEN CO	9/1/2009	9/7/2011	299	10,757 63	10,177 96	579 67	Long-Term
WALGREEN CO	10/28/2009	10/14/2011	93	3,049 54	3,501 45	(451 91)	Long-Term

THE AGNES M. LINDSAY TRUST
GAINS AND LOSSES DECEMBER 31, 2011
TIN#02-6004971
Form 990-PF Part IV - Capital Gains and Losses

	Acquired Date	Sale Date	Shares Sold	Proceeds from Sale	Cost of Sales	Realized Gain	Gain Type
<u>Realized Gain (Loss)</u>							
WALGREEN CO	2/4/2010	10/14/2011	81	2,656 05	2,785 38	(129 33)	Long-Term
WALGREEN CO	9/1/2009	10/14/2011	8	262 33	272 32	(9 99)	Long-Term
WALGREEN CO	1/29/2010	10/14/2011	43	1,410 00	1,548 00	(138 00)	Long-Term
WALGREEN CO	2/3/2010	10/14/2011	99	3,246 28	3,451 05	(204 77)	Long-Term
WELLPOINT, INC	1/9/2007	10/12/2011	114	7,687 27	8,752 30	(1,065 03)	Long-Term
WELLPOINT, INC	4/27/2006	10/12/2011	80	5,394 57	5,338 00	56 57	Long-Term
WELLPOINT, INC	4/12/2006	10/12/2011	37	2,494 99	2,743 18	(248 19)	Long-Term
WELLPOINT, INC	5/9/2007	10/14/2011	40	2,670 76	2,273 60	(602 84)	Long-Term
WELLPOINT, INC	5/21/2007	10/14/2011	71	4,740 60	6,028 61	(1,288 01)	Long-Term
WELLPOINT, INC	1/9/2007	10/14/2011	6	400 61	460 65	(60 04)	Long-Term
WELLPOINT, INC	5/21/2007	10/28/2011	121	8,336 87	10,274 11	(1,937 24)	Long-Term
WELLPOINT, INC	6/5/2008	10/28/2011	45	3,100 49	2,547 01	553 48	Long-Term
WELLPOINT, INC	6/5/2008	12/1/2011	135	9,485 32	7,641 02	1,844 30	Long-Term
WELLPOINT, INC	9/3/2008	12/1/2011	161	11,312 12	8,500 57	2,811 55	Long-Term
WELLPOINT, INC	9/4/2008	12/1/2011	130	9,134 01	6,758 52	2,375 49	Long-Term
WELLS FARGO & CO	9/1/2009	1/10/2011	40	1,242 45	1,060 40	182 05	Long-Term
				<u>9,345,132 23</u>	<u>8,976,425 85</u>	<u>368,706 38</u>	
GS INFLATION PROTECTED SECURITIES FUND CLASS A		12/14/2011		2,992 29		2,992 29	L/T Cap Gains
GS LOCAL EMERGING MARKETS DEBT FUND		12/14/2011		356 83		356 83	L/T Cap Gains
				<u>3,349 12</u>	<u>-</u>	<u>3,349 12</u>	
TOTAL				<u>20,234,767 82</u>	<u>19,851,399 98</u>	<u>383,367 84</u>	

FORM 990-PF INTEREST ON SAVINGS AND TEMPORARY CASH INVESTMENTS STATEMENT 1

SOURCE	AMOUNT
TD BANK	21.
TOTAL TO FORM 990-PF, PART I, LINE 3, COLUMN A	21.

FORM 990-PF DIVIDENDS AND INTEREST FROM SECURITIES STATEMENT 2

SOURCE	GROSS AMOUNT	CAPITAL GAINS DIVIDENDS	COLUMN (A) AMOUNT
GOLDMAN SACHS	379,045.	0.	379,045.
TOTAL TO FM 990-PF, PART I, LN 4	379,045.	0.	379,045.

FORM 990-PF OTHER INCOME STATEMENT 3

DESCRIPTION	(A) REVENUE PER BOOKS	(B) NET INVEST- MENT INCOME	(C) ADJUSTED NET INCOME
WHITEHALL STREET LTD PARTNERSHIP XI	401.	0.	
WHITEHALL STREET LTD PARTNERSHIP XII	28,486.	0.	
GS CAPITAL PARTNERS III, LP	<456.>	<456.>	
WHITEHALL STREET LTD PARTNERSHIP XII	2.	2.	
WHITEHALL STREET LTD PARTNERSHIP XI	27.	27.	
GS GMS INT'L (LSV) LLC	35,968.	35,968.	
GS GMS INT'L (WILLIAM BLAIR)LLC	1,120.	1,120.	
GS GMS SUPERCONCENTRATED	<19,299.>	<19,299.>	
FAIRHOLME: ALPHA PLUS	<12,626.>	<12,626.>	
RETURNED GRANTS	2,696.	2,696.	
LAZARD, LTD	63.	63.	
TOTAL TO FORM 990-PF, PART I, LINE 11	36,382.	7,495.	

FORM 990-PF	ACCOUNTING FEES			STATEMENT	4
DESCRIPTION	(A) EXPENSES PER BOOKS	(B) NET INVEST- MENT INCOME	(C) ADJUSTED NET INCOME	(D) CHARITABLE PURPOSES	
ACCOUNTING FEES	27,500.	9,167.		18,333.	
TO FORM 990-PF, PG 1, LN 16B	27,500.	9,167.		18,333.	

FORM 990-PF	TAXES			STATEMENT	5
DESCRIPTION	(A) EXPENSES PER BOOKS	(B) NET INVEST- MENT INCOME	(C) ADJUSTED NET INCOME	(D) CHARITABLE PURPOSES	
EXCISE TAX	15,359.	0.		0.	
FOREIGN TAX	4,846.	0.		0.	
TO FORM 990-PF, PG 1, LN 18	20,205.	0.		0.	

FORM 990-PF	OTHER EXPENSES			STATEMENT	6
DESCRIPTION	(A) EXPENSES PER BOOKS	(B) NET INVEST- MENT INCOME	(C) ADJUSTED NET INCOME	(D) CHARITABLE PURPOSES	
MISCELLANEOUS	106,617.	106,617.		0.	
OFFICE EXPENSE	40,074.	0.		40,074.	
TRUSTEE BOND FEE	15,235.	15,235.		0.	
TO FORM 990-PF, PG 1, LN 23	161,926.	121,852.		40,074.	

FORM 990-PF	OTHER DECREASES IN NET ASSETS OR FUND BALANCES			STATEMENT	7
DESCRIPTION	AMOUNT				
NET UNREALIZED INVESTMENT GAINS & LOSSES	2,437,710.				
K-1 NON DEDUCTIBLE EXPENSES	3,350.				
PENALTY	51.				
TOTAL TO FORM 990-PF, PART III, LINE 5	2,441,111.				

FORM 990-PF	U.S. AND STATE/CITY GOVERNMENT OBLIGATIONS	STATEMENT	8
-------------	--	-----------	---

DESCRIPTION	U.S. GOV'T	OTHER GOV'T	BOOK VALUE	FAIR MARKET VALUE
GOVERNMENT SECURITIES	X		6,548,069.	6,548,069.
TOTAL U.S. GOVERNMENT OBLIGATIONS			6,548,069.	6,548,069.
TOTAL STATE AND MUNICIPAL GOVERNMENT OBLIGATIONS				
TOTAL TO FORM 990-PF, PART II, LINE 10A			6,548,069.	6,548,069.

FORM 990-PF	CORPORATE STOCK	STATEMENT	9
-------------	-----------------	-----------	---

DESCRIPTION	BOOK VALUE	FAIR MARKET VALUE
INVESTMENTS - CORPORATE STOCK	4,496,689.	4,496,689.
TOTAL TO FORM 990-PF, PART II, LINE 10B	4,496,689.	4,496,689.

FORM 990-PF	CORPORATE BONDS	STATEMENT	10
-------------	-----------------	-----------	----

DESCRIPTION	BOOK VALUE	FAIR MARKET VALUE
INVESTMENTS - CORPORATE BONDS	1,585,483.	1,585,483.
TOTAL TO FORM 990-PF, PART II, LINE 10C	1,585,483.	1,585,483.

FORM 990-PF	OTHER INVESTMENTS	STATEMENT	11
-------------	-------------------	-----------	----

DESCRIPTION	VALUATION METHOD	BOOK VALUE	FAIR MARKET VALUE
OTHER INVESTMENTS (PARTNERSHIPS)	COST	4,698,183.	4,698,183.
PUBLIC EQUITY	COST	1,553,469.	1,553,469.
OTHER SECURITIES	COST	333,067.	333,067.
HEDGE FUNDS	COST	1,296,443.	1,296,443.
TOTAL TO FORM 990-PF, PART II, LINE 13		7,881,162.	7,881,162.

FORM 990-PF DEPRECIATION OF ASSETS NOT HELD FOR INVESTMENT STATEMENT 12

DESCRIPTION	COST OR OTHER BASIS	ACCUMULATED DEPRECIATION	BOOK VALUE
FILE CABINETS	467.	451.	16.
FILE CABINETS	400.	400.	0.
DESKS	1,020.	1,020.	0.
FAX MACHINE	820.	820.	0.
PRINTER	380.	380.	0.
HP LASER JET 1320	300.	300.	0.
CANON COPIER/PRINTER	600.	600.	0.
FUJITSU SCANNER	400.	400.	0.
DELL VOSTRO COMPUTER	1,689.	1,155.	534.
TOTAL TO FM 990-PF, PART II, LN 14	6,076.	5,526.	550.

FORM 990-PF

GRANT APPLICATION SUBMISSION INFORMATION
PART XV, LINES 2A THROUGH 2D

STATEMENT 13

NAME AND ADDRESS OF PERSON TO WHOM APPLICATIONS SHOULD BE SUBMITTED

SUSAN BOUCHARD, ADMIN DIRECTOR
660 CHESTNUT STREET
MANCHESTER, NH 03104

TELEPHONE NUMBER

603-669-1366

FORM AND CONTENT OF APPLICATIONS

IN WRITING, RESUME OF ORGANIZATION AND PROGRAM, USE OF FUNDS, TWO YEARS OF
AUDITED FINANCIAL STATEMENTS AND IRS DETERMINATION LETTER.

ANY SUBMISSION DEADLINES

NONE

RESTRICTIONS AND LIMITATIONS ON AWARDS

LIMITED TO MA, ME, NH, AND VT. MUST BE 501 (C) (3) BUT NOT A PRIVATE
FOUNDATION.