



See a Social Security Number? Say Something!
Report Privacy Problems to <https://public.resource.org/privacy>
Or call the IRS Identity Theft Hotline at 1-800-908-4490



Form **990-PF**

Department of the Treasury
Internal Revenue Service

Return of Private Foundation
or Section 4947(a)(1) Nonexempt Charitable Trust
Treated as a Private Foundation

Note. The foundation may be able to use a copy of this return to satisfy state reporting requirements

OMB No 1545-0052
2010

For calendar year 2010, or tax year beginning 12-01-2010 , and ending 11-30-2011

G Check all that apply

☐ Initial return

☐ Initial return of a former public charity

☐ Final return

☐ Amended return

☐ Address change

☐ Name change

Name of foundation
The Vegso Family Foundation Inc

A Employer identification number
65-0801555

Number and street (or P O box number if mail is not delivered to street address)
3608 Carlton Place

Room/suite

B Telephone number (see page 10 of the instructions)
(954) 360-0909

City or town, state, and ZIP code
Boca Raton, FL 334964005

C If exemption application is pending, check here ☐

D 1. Foreign organizations, check here ☐

2. Foreign organizations meeting the 85% test, check here and attach computation ☐

E If private foundation status was terminated under section 507(b)(1)(A), check here ☐

F If the foundation is in a 60-month termination under section 507(b)(1)(B), check here ☐

H Check type of organization ☒ Section 501(c)(3) exempt private foundation
☐ Section 4947(a)(1) nonexempt charitable trust ☐ Other taxable private foundation

I Fair market value of all assets at end of year (from Part II, col. (c), line 16)
\$ 4,515,475

J Accounting method ☒ Cash ☐ Accrual
☐ Other (specify) _____
(Part I, column (d) must be on cash basis.)

Part I Analysis of Revenue and Expenses (The total of amounts in columns (b), (c), and (d) may not necessarily equal the amounts in column (a) (see page 11 of the instructions))		(a) Revenue and expenses per books	(b) Net investment income	(c) Adjusted net income	(d) Disbursements for charitable purposes (cash basis only)
Revenue	1 Contributions, gifts, grants, etc , received (attach schedule)	2,560			
	2 Check <input checked="" type="checkbox"/> if the foundation is not required to attach Sch B				
	3 Interest on savings and temporary cash investments	116	116		
	4 Dividends and interest from securities.	119,019	119,019		
	5a Gross rents				
	b Net rental income or (loss) _____				
	6a Net gain or (loss) from sale of assets not on line 10	103,504			
	b Gross sales price for all assets on line 6a _____ 1,516,663				
	7 Capital gain net income (from Part IV, line 2)		103,504		
	8 Net short-term capital gain				
	9 Income modifications				
	10a Gross sales less returns and allowances				
Operating and Administrative Expenses	b Less Cost of goods sold				
	c Gross profit or (loss) (attach schedule)				
	11 Other income (attach schedule)				
	12 Total. Add lines 1 through 11	225,199	222,639		
	13 Compensation of officers, directors, trustees, etc				
	14 Other employee salaries and wages				
	15 Pension plans, employee benefits				
	16a Legal fees (attach schedule).				
	b Accounting fees (attach schedule).				
	c Other professional fees (attach schedule)				
	17 Interest				
	18 Taxes (attach schedule) (see page 14 of the instructions)	2,730	170		
	19 Depreciation (attach schedule) and depletion				
	20 Occupancy				
	21 Travel, conferences, and meetings				
	22 Printing and publications				
	23 Other expenses (attach schedule).	14,782	14,782		
	24 Total operating and administrative expenses.				
	Add lines 13 through 23	17,512	14,952		0
	25 Contributions, gifts, grants paid.	164,865			164,865
	26 Total expenses and disbursements. Add lines 24 and 25	182,377	14,952		164,865
	27 Subtract line 26 from line 12				
	a Excess of revenue over expenses and disbursements	42,822			
	b Net investment income (if negative, enter -0-)		207,687		
	c Adjusted net income (if negative, enter -0-)				

For Privacy Act and Paperwork Reduction Act Notice, see page 30 of the instructions.



Cat No 11289X

Form **990-PF** (2010)

Part II

Balance Sheets

Attached schedules and amounts in the description column should be for end-of-year amounts only (See instructions)

		Beginning of year	End of year	
		(a) Book Value	(b) Book Value	(c) Fair Market Value
Assets	1	Cash—non-interest-bearing		
	2	Savings and temporary cash investments	348,558	197,919
	3	Accounts receivable ▶ _____ Less allowance for doubtful accounts ▶ _____		
	4	Pledges receivable ▶ _____ Less allowance for doubtful accounts ▶ _____		
	5	Grants receivable		
	6	Receivables due from officers, directors, trustees, and other disqualified persons (attach schedule) (see page 15 of the instructions)		
	7	Other notes and loans receivable (attach schedule) ▶ _____ Less allowance for doubtful accounts ▶ _____		
	8	Inventories for sale or use		
	9	Prepaid expenses and deferred charges		
	10a	Investments—U S and state government obligations (attach schedule)	0	
	b	Investments—corporate stock (attach schedule)	3,056,099 	3,092,660
	c	Investments—corporate bonds (attach schedule).	1,009,928 	1,166,828
	11	Investments—land, buildings, and equipment basis ▶ _____ Less accumulated depreciation (attach schedule) ▶ _____		
	12	Investments—mortgage loans		
	13	Investments—other (attach schedule)		
	14	Land, buildings, and equipment basis ▶ _____ Less accumulated depreciation (attach schedule) ▶ _____		
Liabilities	15	Other assets (describe ▶ _____)		
	16	Total assets (to be completed by all filers—see the instructions Also, see page 1, item I)	4,414,585	4,457,407
	17	Accounts payable and accrued expenses	0	0
	18	Grants payable		
	19	Deferred revenue		
	20	Loans from officers, directors, trustees, and other disqualified persons		
	21	Mortgages and other notes payable (attach schedule)		
Net Assets or Fund Balances	22	Other liabilities (describe ▶ _____)		
	23	Total liabilities (add lines 17 through 22)	0	0
		Foundations that follow SFAS 117, check here ▶ <input type="checkbox"/> and complete lines 24 through 26 and lines 30 and 31.		
	24	Unrestricted		
	25	Temporarily restricted		
	26	Permanently restricted		
		Foundations that do not follow SFAS 117, check here ▶ <input checked="" type="checkbox"/> and complete lines 27 through 31.		
	27	Capital stock, trust principal, or current funds	4,337,335	4,337,335
	28	Paid-in or capital surplus, or land, bldg , and equipment fund		
	29	Retained earnings, accumulated income, endowment, or other funds	77,250	120,072
	30	Total net assets or fund balances (see page 17 of the instructions)	4,414,585	4,457,407
	31	Total liabilities and net assets/fund balances (see page 17 of the instructions)	4,414,585	4,457,407

Part III

Analysis of Changes in Net Assets or Fund Balances

1	Total net assets or fund balances at beginning of year—Part II, column (a), line 30 (must agree with end-of-year figure reported on prior year’s return)	1	4,414,585
2	Enter amount from Part I, line 27a	2	42,822
3	Other increases not included in line 2 (itemize) ▶ _____	3	
4	Add lines 1, 2, and 3	4	4,457,407
5	Decreases not included in line 2 (itemize) ▶ _____	5	
6	Total net assets or fund balances at end of year (line 4 minus line 5)—Part II, column (b), line 30	6	4,457,407

Part IV Capital Gains and Losses for Tax on Investment Income

(a) List and describe the kind(s) of property sold (e g , real estate, 2-story brick warehouse, or common stock, 200 shs MLC Co)		(b) How acquired P—Purchase D—Donation	(c) Date acquired (mo , day, yr)	(d) Date sold (mo , day, yr)
1 a	SEE ATTACHMENT A	P		
b	SEE ATTACHMENT A	P		
c	CAPITAL GAIN DIVIDENDS	P		
d				
e				

(e) Gross sales price	(f) Depreciation allowed (or allowable)	(g) Cost or other basis plus expense of sale	(h) Gain or (loss) (e) plus (f) minus (g)
a 995,986		938,908	57,078
b 520,677		505,749	14,928
c			31,498
d			
e			

Complete only for assets showing gain in column (h) and owned by the foundation on 12/31/69			(l) Gains (Col (h) gain minus col (k), but not less than -0-) or Losses (from col (h))
(i) F M V as of 12/31/69	(j) Adjusted basis as of 12/31/69	(k) Excess of col (i) over col (j), if any	
a			57,078
b			14,928
c			
d			
e			

2 Capital gain net income or (net capital loss)	{ If gain, also enter in Part I, line 7 If (loss), enter -0- in Part I, line 7 }	2	103,504
3 Net short-term capital gain or (loss) as defined in sections 1222(5) and (6) If gain, also enter in Part I, line 8, column (c) (see pages 13 and 17 of the instructions) If (loss), enter -0- in Part I, line 8		3	

Part V Qualification Under Section 4940(e) for Reduced Tax on Net Investment Income

(For optional use by domestic private foundations subject to the section 4940(a) tax on net investment income)

If section 4940(d)(2) applies, leave this part blank

Was the foundation liable for the section 4942 tax on the distributable amount of any year in the base period? ☐ Yes ☒ No
If "Yes," the foundation does not qualify under section 4940(e) Do not complete this part

1 Enter the appropriate amount in each column for each year, see page 18 of the instructions before making any entries			
(a) Base period years Calendar year (or tax year beginning in)	(b) Adjusted qualifying distributions	(c) Net value of noncharitable-use assets	(d) Distribution ratio (col (b) divided by col (c))
2009	47,523	4,239,152	0 01121
2008	398,533	3,594,162	0 110883
2007	195,580	4,810,860	0 040654
2006	331,108	5,172,690	0 064011
2005	39,180	4,801,327	0 00816

2 Total of line 1, column (d).	2	0 234918
3 Average distribution ratio for the 5-year base period—divide the total on line 2 by 5, or by the number of years the foundation has been in existence if less than 5 years	3	0 046984
4 Enter the net value of noncharitable-use assets for 2010 from Part X, line 5.	4	4,611,068
5 Multiply line 4 by line 3.	5	216,646
6 Enter 1% of net investment income (1% of Part I, line 27b).	6	2,077
7 Add lines 5 and 6.	7	218,723
8 Enter qualifying distributions from Part XII, line 4.	8	164,865

If line 8 is equal to or greater than line 7, check the box in Part VI, line 1b, and complete that part using a 1% tax rate See the Part VI instructions on page 18

Part VIExcise Tax Based on Investment Income (Section 4940(a), 4940(b), 4940(e), or 4948—see page 18 of the instructions)









1a		Exempt operating foundations described in section 4940(d)(2), check here <input type="checkbox"/> and enter "N/A" on line 1			
		Date of ruling or determination letter _____ (attach copy of letter if necessary—see instructions)			
b		Domestic foundations that meet the section 4940(e) requirements in Part V, check here <input type="checkbox"/> and enter 1% of Part I, line 27b		1	4,154
c		All other domestic foundations enter 2% of line 27b Exempt foreign organizations enter 4% of Part I, line 12, col (b)			
2		Tax under section 511 (domestic section 4947(a)(1) trusts and taxable foundations only Others enter -0-)		2	
3		Add lines 1 and 2.		3	4,154
4		Subtitle A (income) tax (domestic section 4947(a)(1) trusts and taxable foundations only Others enter -0-)		4	
5		Tax based on investment income. Subtract line 4 from line 3 If zero or less, enter -0-		5	4,154
6		Credits/Payments			
a		2010 estimated tax payments and 2009 overpayment credited to 2010	6a	221	
b		Exempt foreign organizations—tax withheld at source	6b		
c		Tax paid with application for extension of time to file (Form 8868)	6c		
d		Backup withholding erroneously withheld	6d		
7		Total credits and payments Add lines 6a through 6d.		7	221
8		Enter any penalty for underpayment of estimated tax Check here <input type="checkbox"/> if Form 2220 is attached		8	60
9		Tax due. If the total of lines 5 and 8 is more than line 7, enter amount owed		9	3,993
10		Overpayment. If line 7 is more than the total of lines 5 and 8, enter the amount overpaid.		10	
11		Enter the amount of line 10 to be Credited to 2011 estimated tax <input type="checkbox"/>	Refunded <input type="checkbox"/>	11	

Part VII-AStatements Regarding Activities

1a	During the tax year, did the foundation attempt to influence any national, state, or local legislation or did it participate or intervene in any political campaign? <input checked="" type="checkbox"/>		Yes	No
		1a		No
b	Did it spend more than \$100 during the year (either directly or indirectly) for political purposes (see page 19 of the instructions for definition)? If the answer is "Yes" to 1a or 1b, attach a detailed description of the activities and copies of any materials published or distributed by the foundation in connection with the activities.	1b		No
c	Did the foundation file Form 1120-POL for this year?	1c		No
d	Enter the amount (if any) of tax on political expenditures (section 4955) imposed during the year (1) On the foundation <input type="checkbox"/> \$ _____ (2) On foundation managers <input type="checkbox"/> \$ _____			
e	Enter the reimbursement (if any) paid by the foundation during the year for political expenditure tax imposed on foundation managers <input type="checkbox"/> \$ _____			
2	Has the foundation engaged in any activities that have not previously been reported to the IRS? If "Yes," attach a detailed description of the activities.	2		No
3	Has the foundation made any changes, not previously reported to the IRS, in its governing instrument, articles of incorporation, or bylaws, or other similar instruments? If "Yes," attach a conformed copy of the changes <input checked="" type="checkbox"/>	3		No
4a	Did the foundation have unrelated business gross income of \$1,000 or more during the year?	4a		No
b	If "Yes," has it filed a tax return on Form 990-T for this year?	4b		
5	Was there a liquidation, termination, dissolution, or substantial contraction during the year? If "Yes," attach the statement required by General Instruction T. <input checked="" type="checkbox"/>	5		No
6	Are the requirements of section 508(e) (relating to sections 4941 through 4945) satisfied either • By language in the governing instrument, or • By state legislation that effectively amends the governing instrument so that no mandatory directions that conflict with the state law remain in the governing instrument?	6	Yes	
7	Did the foundation have at least \$5,000 in assets at any time during the year? If "Yes," complete Part II, col (c), and Part XV	7	Yes	
8a	Enter the states to which the foundation reports or with which it is registered (see page 19 of the instructions) <input type="checkbox"/> FL _____			
b	If the answer is "Yes" to line 7, has the foundation furnished a copy of Form 990-PF to the Attorney General (or designate) of each state as required by General Instruction G? If "No," attach explanation .	8b	Yes	
9	Is the foundation claiming status as a private operating foundation within the meaning of section 4942(j)(3) or 4942(j)(5) for calendar year 2010 or the taxable year beginning in 2010 (see instructions for Part XIV on page 27)? If "Yes," complete Part XIV	9		No
10	Did any persons become substantial contributors during the tax year? If "Yes," attach a schedule listing their names and addresses	10		No




















Part VII-A

Statements Regarding Activities *(continued)*

11	At any time during the year, did the foundation, directly or indirectly, own a controlled entity within the meaning of section 512(b)(13)? If "Yes," attach schedule (see page 20 of the instructions).	11		No
12	Did the foundation acquire a direct or indirect interest in any applicable insurance contract before August 17, 2008?	12		No
13	Did the foundation comply with the public inspection requirements for its annual returns and exemption application? Website address  N/A	13	Yes	
14	The books are in care of  PETER VEGSO Telephone no  (954) 360-0909 Located at  3608 CARLTON PLACE Boca Raton FL ZIP+4  33496			
15	Section 4947(a)(1) nonexempt charitable trusts filing Form 990-PF in lieu of Form 1041 —Check here  and enter the amount of tax-exempt interest received or accrued during the year.  15			
16	At any time during calendar year 2010, did the foundation have an interest in or a signature or other authority over a bank, securities, or other financial account in a foreign country?	16		No
See page 20 of the instructions for exceptions and filing requirements for Form TD F 90-22.1 If "Yes", enter the name of the foreign country 				

Part VII-B

Statements Regarding Activities for Which Form 4720 May Be Required

File Form 4720 if any item is checked in the "Yes" column, unless an exception applies.			Yes	No
1a	During the year did the foundation (either directly or indirectly) (1) Engage in the sale or exchange, or leasing of property with a disqualified person?  Yes  No (2) Borrow money from, lend money to, or otherwise extend credit to (or accept it from) a disqualified person?.  Yes  No (3) Furnish goods, services, or facilities to (or accept them from) a disqualified person?  Yes  No (4) Pay compensation to, or pay or reimburse the expenses of, a disqualified person?  Yes  No (5) Transfer any income or assets to a disqualified person (or make any of either available for the benefit or use of a disqualified person)?.  Yes  No (6) Agree to pay money or property to a government official? (Exception. Check "No" if the foundation agreed to make a grant to or to employ the official for a period after termination of government service, if terminating within 90 days).  Yes  No			
b	If any answer is "Yes" to 1a(1)–(6), did any of the acts fail to qualify under the exceptions described in Regulations section 53.4941(d)-3 or in a current notice regarding disaster assistance (see page 20 of the instructions)?. Organizations relying on a current notice regarding disaster assistance check here. 	1b		
c	Did the foundation engage in a prior year in any of the acts described in 1a, other than excepted acts, that were not corrected before the first day of the tax year beginning in 2010?.	1c		No
2	Taxes on failure to distribute income (section 4942) (does not apply for years the foundation was a private operating foundation defined in section 4942(j)(3) or 4942(j)(5))			
a	At the end of tax year 2010, did the foundation have any undistributed income (lines 6d and 6e, Part XIII) for tax year(s) beginning before 2010?.  Yes  No If "Yes," list the years  20____, 20____, 20____, 20____			
b	Are there any years listed in 2a for which the foundation is not applying the provisions of section 4942(a)(2) (relating to incorrect valuation of assets) to the year's undistributed income? (If applying section 4942(a)(2) to all years listed, answer "No" and attach statement—see page 20 of the instructions).	2b		
c	If the provisions of section 4942(a)(2) are being applied to any of the years listed in 2a, list the years here  20____, 20____, 20____, 20____			
3a	Did the foundation hold more than a 2% direct or indirect interest in any business enterprise at any time during the year?.  Yes  No			
b	If "Yes," did it have excess business holdings in 2010 as a result of (1) any purchase by the foundation or disqualified persons after May 26, 1969, (2) the lapse of the 5-year period (or longer period approved by the Commissioner under section 4943(c)(7)) to dispose of holdings acquired by gift or bequest, or (3) the lapse of the 10-, 15-, or 20-year first phase holding period? (<i>Use Schedule C, Form 4720, to determine if the foundation had excess business holdings in 2010.</i>)	3b		
4a	Did the foundation invest during the year any amount in a manner that would jeopardize its charitable purposes?	4a		No
b	Did the foundation make any investment in a prior year (but after December 31, 1969) that could jeopardize its charitable purpose that had not been removed from jeopardy before the first day of the tax year beginning in 2010?	4b		No

Part VII-B

Statements Regarding Activities for Which Form 4720 May Be Required (continued)

5a	During the year did the foundation pay or incur any amount to			
	(1) Carry on propaganda, or otherwise attempt to influence legislation (section 4945(e))?	<input type="checkbox"/> Yes	<input checked="" type="checkbox"/> No	
	(2) Influence the outcome of any specific public election (see section 4955), or to carry on, directly or indirectly, any voter registration drive?	<input type="checkbox"/> Yes	<input checked="" type="checkbox"/> No	
	(3) Provide a grant to an individual for travel, study, or other similar purposes?	<input type="checkbox"/> Yes	<input checked="" type="checkbox"/> No	
	(4) Provide a grant to an organization other than a charitable, etc , organization described in section 509(a)(1), (2), or (3), or section 4940(d)(2)? (see page 22 of the instructions).	<input type="checkbox"/> Yes	<input checked="" type="checkbox"/> No	
	(5) Provide for any purpose other than religious, charitable, scientific, literary, or educational purposes, or for the prevention of cruelty to children or animals?	<input type="checkbox"/> Yes	<input checked="" type="checkbox"/> No	
b	If any answer is "Yes" to 5a(1)–(5), did any of the transactions fail to qualify under the exceptions described in Regulations section 53.4945 or in a current notice regarding disaster assistance (see page 22 of the instructions)? Organizations relying on a current notice regarding disaster assistance check here.	5b		
c	If the answer is "Yes" to question 5a(4), does the foundation claim exemption from the tax because it maintained expenditure responsibility for the grant? <i>If "Yes," attach the statement required by Regulations section 53.4945–5(d).</i>			
6a	Did the foundation, during the year, receive any funds, directly or indirectly, to pay premiums on a personal benefit contract?			
b	Did the foundation, during the year, pay premiums, directly or indirectly, on a personal benefit contract? <i>If "Yes" to 6b, file Form 8870.</i>	6b		No
7a	At any time during the tax year, was the foundation a party to a prohibited tax shelter transaction?			
b	If yes, did the foundation receive any proceeds or have any net income attributable to the transaction?	7b		

Part VIII

Information About Officers, Directors, Trustees, Foundation Managers, Highly Paid Employees, and Contractors

1 List all officers, directors, trustees, foundation managers and their compensation (see page 22 of the instructions).				
(a) Name and address	(b) Title, and average hours per week devoted to position	(c) Compensation (If not paid, enter -0-)	(d) Contributions to employee benefit plans and deferred compensation	(e) Expense account, other allowances
ANNE VEGSO 3608 Carlton Place Boca Raton, FL 334964005	PRES, SECY 1 0	0		
PETER VEGSO 3608 Carlton Place Boca Raton, FL 334964005	VP, TREAS, 1 0	0		
CAROLE PUTNAM 3608 Carlton Place Boca Raton, FL 334964005	DIRECTOR 1 0	0		
2 Compensation of five highest-paid employees (other than those included on line 1—see page 23 of the instructions). If none, enter "NONE."				
(a) Name and address of each employee paid more than \$50,000	(b) Title, and average hours per week devoted to position	(c) Compensation	(d) Contributions to employee benefit plans and deferred compensation	(e) Expense account, other allowances
Total number of other employees paid over \$50,000.				

Part VIII

Information About Officers, Directors, Trustees, Foundation Managers, Highly Paid Employees, and Contractors (continued)

3 Five highest-paid independent contractors for professional services (see page 23 of the instructions). If none, enter "NONE".

(a) Name and address of each person paid more than \$50,000	(b) Type of service	(c) Compensation
Total number of others receiving over \$50,000 for professional services.		

Part IX-A

Summary of Direct Charitable Activities

List the foundation's four largest direct charitable activities during the tax year. Include relevant statistical information such as the number of organizations and other beneficiaries served, conferences convened, research papers produced, etc.

	Expenses
1	
2	
3	
4	

Part IX-B

Summary of Program-Related Investments (see page 24 of the instructions)

Describe the two largest program-related investments made by the foundation during the tax year on lines 1 and 2	Amount
1	
2	
All other program-related investments. See page 24 of the instructions.	
3	
Total. Add lines 1 through 3.	

Part X

Minimum Investment Return (All domestic foundations must complete this part. Foreign foundations, see page 24 of the instructions.)

1	Fair market value of assets not used (or held for use) directly in carrying out charitable, etc , purposes		
a	Average monthly fair market value of securities.	1a	4,428,892
b	Average of monthly cash balances.	1b	252,395
c	Fair market value of all other assets (see page 24 of the instructions).	1c	0
d	Total (add lines 1a, b, and c).	1d	4,681,287
e	Reduction claimed for blockage or other factors reported on lines 1a and 1c (attach detailed explanation).	1e	
2	Acquisition indebtedness applicable to line 1 assets.	2	0
3	Subtract line 2 from line 1d.	3	4,681,287
4	Cash deemed held for charitable activities Enter 1 1/2% of line 3 (for greater amount, see page 25 of the instructions).	4	70,219
5	Net value of noncharitable-use assets. Subtract line 4 from line 3 Enter here and on Part V, line 4	5	4,611,068
6	Minimum investment return. Enter 5% of line 5.	6	230,553

Part XI

Distributable Amount (see page 25 of the instructions) (Section 4942(j)(3) and (j)(5) private operating foundations and certain foreign organizations check here ☒ and do not complete this part.)

1	Minimum investment return from Part X, line 6.	1	230,553
2a	Tax on investment income for 2010 from Part VI, line 5.	2a	4,154
b	Income tax for 2010 (This does not include the tax from Part VI).	2b	
c	Add lines 2a and 2b.	2c	4,154
3	Distributable amount before adjustments Subtract line 2c from line 1.	3	226,399
4	Recoveries of amounts treated as qualifying distributions.	4	
5	Add lines 3 and 4.	5	226,399
6	Deduction from distributable amount (see page 25 of the instructions).	6	
7	Distributable amount as adjusted Subtract line 6 from line 5 Enter here and on Part XIII, line 1.	7	226,399

Part XII

Qualifying Distributions (see page 25 of the instructions)

1	Amounts paid (including administrative expenses) to accomplish charitable, etc , purposes		
a	Expenses, contributions, gifts, etc —total from Part I, column (d), line 26.	1a	164,865
b	Program-related investments—total from Part IX-B.	1b	0
2	Amounts paid to acquire assets used (or held for use) directly in carrying out charitable, etc , purposes.	2	0
3	Amounts set aside for specific charitable projects that satisfy the		
a	Suitability test (prior IRS approval required).	3a	0
b	Cash distribution test (attach the required schedule).	3b	0
4	Qualifying distributions. Add lines 1a through 3b Enter here and on Part V, line 8, and Part XIII, line 4	4	164,865
5	Foundations that qualify under section 4940(e) for the reduced rate of tax on net investment income Enter 1% of Part I, line 27b (see page 26 of the instructions).	5	
6	Adjusted qualifying distributions. Subtract line 5 from line 4.	6	164,865
Note: The amount on line 6 will be used in Part V, column (b), in subsequent years when calculating whether the foundation qualifies for the section 4940(e) reduction of tax in those years			

Part XIII

Undistributed Income (see page 26 of the instructions)

		(a) Corpus	(b) Years prior to 2009	(c) 2009	(d) 2010
1	Distributable amount for 2010 from Part XI, line 7				226,399
2	Undistributed income, if any, as of the end of 2010				
a	Enter amount for 2009 only.			0	
b	Total for prior years 2008 , 2007 , 2006				
3	Excess distributions carryover, if any, to 2010				
a	From 2005.				
b	From 2006.				
c	From 2007.				
d	From 2008. 140,900				
e	From 2009.				
f	Total of lines 3a through e.	140,900			
4	Qualifying distributions for 2010 from Part XII, line 4 ➤ \$ 164,865				
a	Applied to 2009, but not more than line 2a			0	
b	Applied to undistributed income of prior years (Election required—see page 26 of the instructions)				
c	Treated as distributions out of corpus (Election required—see page 26 of the instructions). . .				
d	Applied to 2010 distributable amount.				164,865
e	Remaining amount distributed out of corpus	0			
5	Excess distributions carryover applied to 2010 (If an amount appears in column (d), the same amount must be shown in column (a).)	61,534			61,534
6	Enter the net total of each column as indicated below:				
a	Corpus Add lines 3f, 4c, and 4e Subtract line 5	79,366			
b	Prior years' undistributed income Subtract line 4b from line 2b.				
c	Enter the amount of prior years' undistributed income for which a notice of deficiency has been issued, or on which the section 4942(a) tax has been previously assessed.				
d	Subtract line 6c from line 6b Taxable amount—see page 27 of the instructions . . .				
e	Undistributed income for 2009 Subtract line 4a from line 2a Taxable amount—see page 27 of the instructions			0	
f	Undistributed income for 2010 Subtract lines 4d and 5 from line 1 This amount must be distributed in 2011				0
7	Amounts treated as distributions out of corpus to satisfy requirements imposed by section 170(b)(1)(F) or 4942(g)(3) (see page 27 of the instructions).				
8	Excess distributions carryover from 2005 not applied on line 5 or line 7 (see page 27 of the instructions).				
9	Excess distributions carryover to 2011. Subtract lines 7 and 8 from line 6a	79,366			
10	Analysis of line 9				
a	Excess from 2006. . . .				
b	Excess from 2007. . . .				
c	Excess from 2008. . . . 79,366				
d	Excess from 2009. . . .				
e	Excess from 2010. . . .				

Part XIVPrivate Operating Foundations (see page 27 of the instructions and Part VII-A, question 9)

1a

If the foundation has received a ruling or determination letter that it is a private operating foundation, and the ruling is effective for 2010, enter the date of the ruling.

b

Check box to indicate whether the organization is a private operating foundation described in section 4942(j)(3) or 4942(j)(5)

☐ 4942(j)(3) or ☐ 4942(j)(5)

2a	Enter the lesser of the adjusted net income from Part I or the minimum investment return from Part X for each year listed.	Tax year	Prior 3 years			(e) Total
		(a) 2010	(b) 2009	(c) 2008	(d) 2007	
b	85% of line 2a					
c	Qualifying distributions from Part XII, line 4 for each year listed.					
d	Amounts included in line 2c not used directly for active conduct of exempt activities.					
e	Qualifying distributions made directly for active conduct of exempt activities. Subtract line 2d from line 2c.					
3	Complete 3a, b, or c for the alternative test relied upon					
a	"Assets" alternative test—enter					
	(1) Value of all assets					
	(2) Value of assets qualifying under section 4942(j)(3)(B)(i)					
b	"Endowment" alternative test— enter 2/3 of minimum investment return shown in Part X, line 6 for each year listed.					
c	"Support" alternative test—enter					
	(1) Total support other than gross investment income (interest, dividends, rents, payments on securities loans (section 512(a)(5)), or royalties).					
	(2) Support from general public and 5 or more exempt organizations as provided in section 4942(j)(3)(B)(iii).					
	(3) Largest amount of support from an exempt organization					
	(4) Gross investment income					

Part XVSupplementary Information (Complete this part only if the organization had \$5,000 or more in assets at any time during the year—see page 27 of the instructions.)

1

Information Regarding Foundation Managers:

a

List any managers of the foundation who have contributed more than 2% of the total contributions received by the foundation before the close of any tax year (but only if they have contributed more than \$5,000) (See section 507(d)(2))

NONE

b

List any managers of the foundation who own 10% or more of the stock of a corporation (or an equally large portion of the ownership of a partnership or other entity) of which the foundation has a 10% or greater interest

NONE

2

Information Regarding Contribution, Grant, Gift, Loan, Scholarship, etc., Programs:

Check here ☒ if the foundation only makes contributions to preselected charitable organizations and does not accept unsolicited requests for funds. If the foundation makes gifts, grants, etc. (see page 28 of the instructions) to individuals or organizations under other conditions, complete items 2a, b, c, and d.

a

The name, address, and telephone number of the person to whom applications should be addressed

b

The form in which applications should be submitted and information and materials they should include

c

Any submission deadlines

d

Any restrictions or limitations on awards, such as by geographical areas, charitable fields, kinds of institutions, or other factors

Part XV

Supplementary Information (continued)

3 Grants and Contributions Paid During the Year or Approved for Future Payment

Recipient	If recipient is an individual, show any relationship to any foundation manager or substantial contributor	Foundation status of recipient	Purpose of grant or contribution	Amount
Name and address (home or business)				
a <i>Paid during the year</i> AID TO VICTIMS OF DOMESTIC ABUSE INC POST OFFICE BOX 6161 DELRAY BEACH,FL 334829616	NONE	501(c)(3)	CHARITABLE	2,500
HORSES AND THE HANDICAPPED OF SOUTH FLORIDA INC PO BOX 273542 BOCA RATON,FL 334273542	NONE	501(c)(3)	CHARITABLE	134,925
BOCA BALLET THEATRE CO 7630 NW 6TH AVENUE BOCA RATON,FL 33487	NONE	501(c)(3)	CHARITABLE	17,440
The Haven 21441 Boca Rio Road Boca Raton,FL 33433	NONE	501(c)(3)	CHARITABLE	10,000
Total			3a	164,865
b <i>Approved for future payment</i>				
Total			3b	

Enter gross amounts unless otherwise indicated

Part XVI-B Relationship of Activities to the Accomplishment of Exempt Purposes

Form **990-PF** (2010)

Part XVII

Information Regarding Transfers To and Transactions and Relationships With Noncharitable Exempt Organizations

1

Did the organization directly or indirectly engage in any of the following with any other organization described in section 501(c) of the Code (other than section 501(c)(3) organizations) or in section 527, relating to political organizations?

a

Transfers from the reporting foundation to a noncharitable exempt organization of

1

Cash.

2

Other assets.

b

Other transactions

1

Sales of assets to a noncharitable exempt organization.

2

Purchases of assets from a noncharitable exempt organization.

3

Rental of facilities, equipment, or other assets.

4

Reimbursement arrangements.

5

Loans or loan guarantees.

6

Performance of services or membership or fundraising solicitations.

c

Sharing of facilities, equipment, mailing lists, other assets, or paid employees.

d

If the answer to any of the above is "Yes," complete the following schedule. Column (b) should always show the fair market value of the goods, other assets, or services given by the reporting foundation. If the foundation received less than fair market value in any transaction or sharing arrangement, show in column (d) the value of the goods, other assets, or services received.

Yes

No

(a) Line No	(b) Amount involved	(c) Name of noncharitable exempt organization	(d) Description of transfers, transactions, and sharing arrangements

2a

Is the foundation directly or indirectly affiliated with, or related to, one or more tax-exempt organizations described in section 501(c) of the Code (other than section 501(c)(3)) or in section 527?

Yes

No

b

If "Yes," complete the following schedule

(a) Name of organization	(b) Type of organization	(c) Description of relationship
--------------------------	--------------------------	---------------------------------

Sign Here

Under penalties of perjury, I declare that I have examined this return, including accompanying schedules and statements, and to the best of my knowledge and belief, it is true, correct, and complete. Declaration of preparer (other than taxpayer or fiduciary) is based on all information of which preparer has any knowledge.

Signature of officer or trustee

2012-10-15

Title

Paid Preparer's Use Only

Preparer's Signature

Kenneth J Strauss CPA

Date

Check if self-employed

PTIN

Firm's name

BERKOWITZ DICK POLLACK & BRANT LLP

Firm's EIN

Firm's address

200 S BISCAYNE BLVD SIXTH FLOOR

MIAMI, FL 33131

Phone no

(305) 379-7000

Form 990-PF (2010)

Note: To capture the full content of this document, please select landscape mode (11" x 8.5") when printing.

TY 2010 Depreciation Schedule

Name: The Vegso Family Foundation Inc

EIN: 65-0801555

**TY 2010 Investments Corporate
Bonds Schedule**

Name: The Vegso Family Foundation Inc
EIN: 65-0801555

TY 2010 Investments Corporate Bonds Schedule

Name of Bond	End of Year Book Value	End of Year Fair Market Value
CORPORATE BONDS	1,166,828	1,206,120

TY 2010 Investments Corporate
Stock Schedule

Name: The Vegso Family Foundation Inc
EIN: 65-0801555

Name of Stock	End of Year Book Value	End of Year Fair Market Value
VARIOUS CORPORATE STOCKS		
AMAZON COM INC COM	10,972	10,384
BED BATH & BEYOND INC	2,467	3,752
COMCAST CORP CLASS A	17,114	15,710
DISCOVERY COMMUNICATIONS INC	2,378	2,603
LOWES COS INC	11,501	12,845
LOWES COS INC	17,275	16,663
MARRIOTT INTERNATIONAL INC CLA	6,989	6,890
MARRIOTT VACATIONS WORLDWIDE C		360
MCDONALDS CORP	2,718	5,636
NIKE INC CL B	10,561	14,908
PVH CORP	6,313	6,653
URBAN OUTFITTERS INCORPORATED	7,562	7,150
VIACOM INC NEW CL B	5,554	8,191
YUM BRANDS INC COM	2,599	2,746
ARCHER DANIELS MIDLAND CO	15,225	13,464
AVON PRODS INC	10,476	6,018
COCA COLA CO	4,469	5,983
COSTCO WHOLESALE CORP	10,795	15,525
CVS/CAREMARK CORPORATION	15,245	15,769
KIMBERLY CALRK CORP COM	15,041	16,081
KRAFT FOODS INC CL A	15,218	16,195
PEPSICO INC	11,951	11,968
PROCTER & GAMBLE CO	5,797	8,330
SAFEWAY INC NEW	21,319	16,440
CAMERON INTL CORP	3,774	4,481
CHEVRON CORP	15,136	15,012
CONOCOPHILLIPS	7,467	14,621
DEVON ENERGY CORPORATION	11,086	8,510
HALLIBURTON CO	8,341	10,230

Name of Stock	End of Year Book Value	End of Year Fair Market Value
MARATHON OIL CORP	16,742	15,546
NATIONAL OILWELL VARCO INC COM	2,721	2,868
OCCIDENTAL PETE CORP	1,812	3,956
WILLIAMS COS INC	17,146	18,238
ALLSTATE CORP	17,722	15,083
AMERICAN EXPRESS CO	10,613	11,193
BANK NEW YORK MELLON CORP COM	18,786	13,836
CBRE GROUP INC	9,802	7,783
CME GROUP INCE	10,831	9,722
INTERCONTINENTALEXCHANGE INC	2,502	2,434
MARSH & MCLENNAN COS INC	15,255	15,518
NORTHERN TRUST CORP	8,542	6,322
T ROWE PRICE GROUP INC	3,919	4,200
TRAVELERS COMPANIES, INC	17,680	16,481
ABBOTT LABS	4,172	4,200
BAXTER INTL INC	5,552	5,373
BEXTER INTL INC	13,083	13,483
CARDINAL HEALTH INC COM	15,210	14,351
GILEAD SCIENCES INC	6,869	6,296
JOHNSON & JOHNSON	4,741	5,307
JOHNSON & JOHNSON	15,217	15,080
MERCK & CO INC NEW	15,210	14,979
PFIZER INC	15,000	14,671
QUEST DIAGNOSTICS INC	15,163	15,721
ST JUDE MED INC	10,083	10,494
THERMO FISHER SCIENTIFIC INC	7,820	7,844
DANAHER CORP	6,481	8,708
EMERSON ELECTRIC CO	10,834	10,659
NORTHROP GRUMMAN CORP	15,548	15,694
RAYTHEON CO	15,187	14,036

Name of Stock	End of Year Book Value	End of Year Fair Market Value
ROCKWELL AUTOMATION INC COM	2,443	2,926
UNION PACIFIC CORP	2,339	2,792
WASTE MANAGEMENT INC	15,050	12,176
AMPHENOL CORP CL A	10,575	9,247
APPLE INC	17,093	37,073
CISCO SYSTEMS INC	14,885	17,932
EQUINIX INC COM NEW	6,965	7,602
GOOGLE INC CL A	17,696	20,379
INTEL CORP	15,221	16,615
MASTERCARD INC CL A	9,355	15,357
MICROSOFT CORP	12,961	12,790
NETAPP INC	11,463	9,797
NVIDIA CORP COM	5,300	4,752
ORACLE CORPORATION	10,024	14,954
QUALCOMM INC	19,657	25,701
SALESFORCE COM INC COM	5,582	5,803
TEXAS INSTRUMENTS INC	2,393	2,649
WESTERN UNION CO/THE	6,412	6,121
XEROX CORP	18,052	15,118
XILINX INC	9,698	11,645
DU PONT E I DE NEMOURS & CO	15,031	13,028
ECOLAB INC	3,226	4,334
PRAXAIR INC COM	9,607	13,158
AMERICAN TOWER SYSTEMS CORP	12,921	19,352
AT&T INC	15,065	13,997
CROWN CASTLE INTL CORP	9,991	12,781
MOTOROLA SOLUTIONS, INC	15,243	15,401
VERIZON COMMUNICATIONS	15,041	15,243
EDISON INTL COM	15,147	15,252
PROGRESS ENERGY INC	14,996	17,347

Name of Stock	End of Year Book Value	End of Year Fair Market Value
SCHLUMBERGER LTD	19,513	22,599
TEVA PHARMACEUTICAL INDUSTRIES	8,354	6,971
AMERICAN CENTURY SMALL CAP GRO	150,000	142,012
ISHARES RUSSELL 2000	18,029	19,465
ISHARES TR RUSSELL MIDCAP INDE	25,029	26,952
JP MORGAN MID CAP VALUE FUND	159,275	157,153
ROYCE PREMIER FUND W CLASS	125,599	161,047
WELLS FARGO ADVANTAGE ENTERPRI	125,797	151,763
ARTIO INTERNATIONAL EQUITY FUN	229,194	183,319
DODGE & COX INTERNATIONAL STOC	190,000	168,338
ISHARES MSCI EAFE	145,684	146,803
SSGA EMERGINING MARKETS FUND	247,124	228,791
ARDEN-SAGE MULTI-STRATEGY	200,000	196,854
EII INTERNATIONAL PROPERTY	83,376	72,393
ING REAL ESTATE FUNDN CLASS-I	217,127	257,980
PIMCO COMMODITY REAL RETURN	203,541	164,480

TY 2010 Investments Government Obligations Schedule

Name: The Vegso Family Foundation Inc

EIN: 65-0801555

**US Government Securities - End of
Year Book Value:**

**US Government Securities - End of
Year Fair Market Value:**

**State & Local Government
Securities - End of Year Book
Value:**

**State & Local Government
Securities - End of Year Fair
Market Value:**

TY 2010 Land, Etc. Schedule

Name: The Vegso Family Foundation Inc

EIN: 65-0801555

Category / Item	Cost / Other Basis	Accumulated Depreciation	Book Value	End of Year Fair Market Value
--------------------	-----------------------	-----------------------------	---------------	----------------------------------

TY 2010 Other Expenses Schedule**Name:** The Vegso Family Foundation Inc**EIN:** 65-0801555

Description	Revenue and Expenses per Books	Net Investment Income	Adjusted Net Income	Disbursements for Charitable Purposes
FIDUCIARY FEES	11,153	11,153		
INVESTMENT FEES	3,629	3,629		

TY 2010 Taxes Schedule**Name:** The Vegso Family Foundation Inc**EIN:** 65-0801555

Category	Amount	Net Investment Income	Adjusted Net Income	Disbursements for Charitable Purposes
FOREIGN TAX PAID	170	170		
FEDERAL TAXES	2,560			



ATTACHMENT A

REALIZED GAIN/LOSS DETAIL

DATE SOLD	QUANTITY	ASSET DESCRIPTION	COST BASIS	PROCEEDS	SHORT TERM REALIZED GAIN/LOSS	LONG TERM REALIZED GAIN/LOSS
12/29/10	349.000	CONAGRA FOODS INC	- \$8,189.30	\$7,814.61	\$0.00	- \$374.69
		ACCOJNT NUMBER 4025869030				
		113.0000 UNITS ACQUIRED ON 05/15/08	2,653.62			
		73.0000 UNITS ACQUIRED ON 05/21/08	,717.85			
		37.0000 UNITS ACQUIRED ON 05/14/08	,871.56			
		126.0000 UNITS ACQUIRED ON 05/23/08	2,946.27			
12/30/10	218.000	CONAGRA FOODS INC	- 4,947.74	4,861.23	50.17	- 136.68
		ACCOUNT NUMBER 4025869030				
		76.0000 UNITS ACQUIRED ON 05/28/08	1,759.39			
		70.0000 UNITS ACQUIRED ON 05/27/08	1,622.14			
		10.0000 UNITS ACQUIRED ON 05/23/08	233.83			
		62.0000 UNITS ACQUIRED ON 08/25/10	1,332.38			
12/23/10	45.000	HESS CORP	- 2,389.65	3,365.09	975.44	0.00
		ACCOUNT NUMBER 4025869030				
		45.0000 UNITS ACQUIRED ON 06/28/10	2,389.65			
12/15/10	42.000	JOHNSON & JOHNSON	- 2,451.55	2,611.57	94.54	65.48
		ACCOUNT NUMBER 4025869557				
		3.0000 UNITS ACQUIRED ON 12/08/09	,192.69			
		23.0000 UNITS ACQUIRED ON 08/25/10	1,335.61			
		16.0000 UNITS ACQUIRED ON 04/17/06	,923.25			
12/15/10	20.000	OCCIDENTAL PETE CORP	- 1,630.61	1,845.62	215.01	0.00
		ACCOUNT NUMBER 4025869557				
		19.0000 UNITS ACQUIRED ON 12/23/09	1,557.05			
		1.0000 UNITS ACQUIRED ON 08/25/10	,73.56			
Total This Period			- \$19,608.85	\$20,498.12	\$1,335.16	- \$445.89

Gain/Loss information is un-audited and should not be used for tax preparation, estate and/or retirement planning purposes

REALIZED GAIN/LOSS DETAIL

DATE SOLD	QUANTITY	ASSET DESCRIPTION	COST BASIS	PROCEEDS	SHORT TERM REALIZED GAIN/LOSS	LONG TERM REALIZED GAIN/LOSS
01/28/11	34 000	BAXTER INTL INC ACCOUNT NUMBER 4025869557 34 0000 UNITS ACQUIRED ON 10/06/09	- \$1,955 19 1,955 19	\$1,711 52	\$0 00	- \$243 67
01/31/11	17,074 438	DELAWARE POOLED TR INTL EQUITY #31 ACCOUNT NUMBER 4025007694 6,097 5610 UNITS ACQUIRED ON 01/13/09 1,512 7570 UNITS ACQUIRED ON 12/02/04 334 1520 UNITS ACQUIRED ON 01/25/08 9,129 9580 UNITS ACQUIRED ON 01/21/05	- 270,277 43 65,000 00 28,303 68 6,973 75 170,000 00	231,529 38	0.00	- 38,748.05
01/31/11	3,605 404	DREYFUS/THE BOSTON CO S/C - I #6941 ACCOUNT NUMBER 4025007694 577 5340 UNITS ACQUIRED ON 11/14/08 2,204 3410 UNITS ACQUIRED ON 03/23/07 823 5290 UNITS ACQUIRED ON 08/23/10	- 176,282.83 20,000 00 121,282 83 35,000 00	197,071.38	10,014.09	10,774.46
01/03/11	52.000	HALLIBURTON CO ACCOUNT NUMBER 4025869557 52 0000 UNITS ACQUIRED ON 01/26/07	- 1,514.24 1,514 24	2,076 40	0.00	562.16
01/28/11	63 000	HALLIBURTON CO ACCOUNT NUMBER 4025869557 32 0000 UNITS ACQUIRED ON 01/26/07 31 0000 UNITS ACQUIRED ON 10/06/09	- 1,773 49 931 84 84 65	2,526.45	0 00	752.96
01/31/11	1,274 427	JP MORGAN MID CAP VALUE-I #758 ACCOUNT NUMBER 4025007694 1,274 4270 UNITS ACQUIRED ON 01/25/07	- 33,542 92 33,542 92	30,000 00	0 00	- 3,542.92
01/11/11	117 000	KRAFT FOODS INC ACCOUNT NUMBER 4025869557 108 0000 UNITS ACQUIRED ON 10/06/09 9 0000 UNITS ACQUIRED ON 08/25/10	- 3,093 63 2,830 65 262 98	3,687.02	20.64	572 75
01/13/11	100 000	MOLEX INC CL A ACCOUNT NUMBER 4025869030 100 0000 UNITS ACQUIRED ON 01/25/07	- 2,634 55 2,634 55	1,999 78	0 00	- 634.77



Account Statement For:
VEGSO FAM FDN CONSOLIDATED

Period Covered: January 1, 2011 - January 31, 2011

REALIZED GAIN/LOSS DETAIL *(continued)*

DATE SOLD	QUANTITY	ASSET DESCRIPTION	COST BASIS	PROCEEDS	SHORT TERM REALIZED GAIN/LOSS	LONG TERM REALIZED GAIN/LOSS
01/31/11	37.000	NETAPP INC ACCOUNT NUMBER 4025869557 37.0000 UNITS ACQUIRED ON 07/01/10	- 1,387.00 1,387.00	1,996.89	609.89	0.00
01/31/11	2,448.580	ROYCE PREMIER FUND W CLASS #566 ACCOUNT NUMBER 4025007694 2,448.5800 UNITS ACQUIRED ON 07/15/08	- 42,384.92 42,384.92	50,000.00	0.00	7,615.08
01/31/11	1,647.446	WELLS FARGO ADV ENTERPR CL I #3118 ACCOUNT NUMBER 4025007694 1,647.4460 UNITS ACQUIRED ON 01/25/07	- 51,861.60 51,861.60	60,000.00	0.00	8,138.40
Total This Period			- \$586,707.80	\$582,598.82	\$10,644.62	- \$14,753.60

Gain/Loss information is un-audited and should not be used for tax preparation, estate and/or retirement planning purposes.

REALIZED GAIN/LOSS DETAIL

DATE SOLD	QUANTITY	ASSET DESCRIPTION	COST BASIS	PROCEEDS	SHORT TERM REALIZED GAIN/LOSS	LONG TERM REALIZED GAIN/LOSS
02/03/11	8.000	APPLE INC ACCOUNT NUMBER 4025869030 8 0000 UNITS ACQUIRED ON 01/25/07	- \$693.84 693 84	\$2,712 18	\$0 00	\$2,018.34
02/03/11	383.000	BANCO SANTANDER CEN-SPON - ADR ACCOUNT NUMBER 4025869030 111 0000 UNITS ACQUIRED ON 06/25/09 45 0000 UNITS ACQUIRED ON 06/24/09 38 0000 UNITS ACQUIRED ON 06/26/09 155 0000 UNITS ACQUIRED ON 07/02/09 34 0000 UNITS ACQUIRED ON 07/06/09	- 4,476.58 1,276 11 514 23 448 53 1,841 10 396 61	4,695.56	0.00	218 98
02/03/11	77.000	BANK OF AMERICA CORP ACCOUNT NUMBER 4025869030 48 9920 UNITS ACQUIRED ON 09/23/08 28 0080 UNITS ACQUIRED ON 09/24/08	- 2,376.00 1,511 08 864 92	1,058.72	0 00	- 1,317 28
02/03/11	18.000	BAXTER INTL INC ACCOUNT NUMBER 4025869030 18 0000 UNITS ACQUIRED ON 01/25/07	- 899 82 899 82	871 72	0.00	- 28.10
02/11/11	53.000	BAXTER INTL INC ACCOUNT NUMBER 4025869557 53 0000 UNITS ACQUIRED ON 10/06/09	- 3,047.80 3,047 80	2,600.60	0.00	- 447.20
02/03/11	28.000	BOEING CO ACCOUNT NUMBER 4025869030 28 0000 UNITS ACQUIRED ON 01/25/07	- 2,412.76 2,412 76	1,951.00	0 00	- 461.76
02/16/11	314.000	CISCO SYSTEMS INC ACCOUNT NUMBER 4025869557 207 0000 UNITS ACQUIRED ON 02/07/08 107 0000 UNITS ACQUIRED ON 10/06/09	- 7,179 06 4,678 47 2,500 59	5,896.87	0.00	- 1,282.19
02/18/11	9.000	CME GROUP INC ACCOUNT NUMBER 4025869557 9 0000 UNITS ACQUIRED ON 10/06/09	- 2,609.90 2,609 90	2,629.84	0.00	19.94
02/03/11	50 000	CONOCOPHILLIPS ACCOUNT NUMBER 4025869030 50 0000 UNITS ACQUIRED ON 09/11/03	- 1,414.80 1,414 80	3,576 93	0.00	2,162.13



**WELLS
FARGO**

Account Statement For
VEGSO FAM FDN CONSOLIDATED

Period Covered February 1, 2011 - February 28, 2011

REALIZED GAIN/LOSS DETAIL *(continued)*

DATE SOLD	QUANTITY	ASSET DESCRIPTION	COST BASIS	PROCEEDS	SHORT TERM REALIZED GAIN/LOSS	LONG TERM REALIZED GAIN/LOSS
02/03/11	45.000	DEERE & CO ACCOUNT NUMBER 4025869030 45 0000 UNITS ACQUIRED ON 01/25/07	- 2,201.18 2,201.18	4,096.72	0.00	1,895.54
02/03/11	24.000	DIAGEO PLC - ADR ACCOUNT NUMBER 4025869030 24 0000 UNITS ACQUIRED ON 01/25/07	- 1,887.12 1,887.12	1,849.40	0.00	- 37.72
02/03/11	158.000	DOW CHEMICAL CO ACCOUNT NUMBER 4025869030 68 0000 UNITS ACQUIRED ON 02/10/10 65 0000 UNITS ACQUIRED ON 02/09/10 25 0000 UNITS ACQUIRED ON 02/11/10	- 4,331.77 1,865.85 1,773.65 692.27	5,613.66	1,281.89	0.00
02/03/11	195.000	E M C CORP MASS ACCOUNT NUMBER 4025869030 107 0000 UNITS ACQUIRED ON 06/18/08 82 0000 UNITS ACQUIRED ON 06/17/08 6 0000 UNITS ACQUIRED ON 09/19/08	- 3,188.57 1,753.75 1,356.81 78.01	4,830.09	0.00	1,641.52
02/03/11	78.000	EAST WEST BANCORP INC ACCOUNT NUMBER 4025869030 78 0000 UNITS ACQUIRED ON 05/10/10	- 1,369.98 1,369.98	1,694.90	324.92	0.00
02/03/11	92.000	EBAY INC ACCOUNT NUMBER 4025869030 63 0000 UNITS ACQUIRED ON 08/18/10 29 0000 UNITS ACQUIRED ON 08/19/10	- 2,101.59 1,437.46 664.13	2,795.82	694.23	0.00
02/03/11	8.000	HESS CORP ACCOUNT NUMBER 4025869030 8 0000 UNITS ACQUIRED ON 06/28/10	- 424.83 424.83	669.10	244.27	0.00
02/03/11	77.000	HOME DEPOT INC ACCOUNT NUMBER 4025869030 77 0000 UNITS ACQUIRED ON 04/24/07	- 3,008.23 3,008.23	2,836.62	0.00	- 171.61
02/03/11	11.000	HOSPIRA INC ACCOUNT NUMBER 4025869030 11 0000 UNITS ACQUIRED ON 02/13/07	- 405.53 405.53	608.39	0.00	202.86

REALIZED GAIN/LOSS DETAIL *(continued)*

DATE SOLD	QUANTITY	ASSET DESCRIPTION	COST BASIS	PROCEEDS	SHORT TERM REALIZED GAIN/LOSS	LONG TERM REALIZED GAIN/LOSS
02/03/11	25.000	INTERNATIONAL BUSINESS MACHS CORP ACCOUNT NUMBER 4025869030 25 0000 UNITS ACQUIRED ON 04/20/99	- 2,088.75 2,088.75	4,010.17	0.00	1,921.42
02/03/11	38.000	INTUIT COM ACCOUNT NUMBER 4025869030 30 0000 UNITS ACQUIRED ON 10/16/09 1 0000 UNITS ACQUIRED ON 10/15/09 7 0000 UNITS ACQUIRED ON 10/19/09	- 1,130.46 890.69 29.79 209.98	1,776.84	0.00	646.38
02/03/11	43.000	JPMORGAN CHASE & CO ACCOUNT NUMBER 4025869030 43 0000 UNITS ACQUIRED ON 05/10/00	- 2,028.67 2,028.67	1,934.53	0.00	- 94.14
02/03/11	26.000	M & T BANK CORPORATION COM ACCOUNT NUMBER 4025869030 26 0000 UNITS ACQUIRED ON 02/24/09	- 954.20 954.20	2,251.81	0.00	1,297.61
02/03/11	66.000	NORDSTROM INC ACCOUNT NUMBER 4025869030 66 0000 UNITS ACQUIRED ON 10/21/10	- 2,380.16 2,380.16	2,724.42	344.26	0.00
02/03/11	23.000	NORTHERN TRUST CORP ACCOUNT NUMBER 4025869030 23 0000 UNITS ACQUIRED ON 12/20/10	- 1,246.80 1,246.80	1,198.96	- 47.84	0.00
02/03/11	37.000	NORTHROP GRUMMAN CORP ACCOUNT NUMBER 4025869030 37 0000 UNITS ACQUIRED ON 01/25/07	- 2,640.69 2,640.69	2,547.77	0.00	- 92.92
02/03/11	157.000	ORACLE CORPORATION ACCOUNT NUMBER 4025869030 157 0000 UNITS ACQUIRED ON 01/25/07	- 2,683.13 2,683.13	5,012.94	0.00	2,329.81
02/03/11	103.000	PENNEY J C INC ACCOUNT NUMBER 4025869030 103 0000 UNITS ACQUIRED ON 01/25/07	- 8,436.73 8,436.73	3,334.06	0.00	- 5,102.67



**WELLS
FARGO**

Account Statement For
VEGSO FAM FDN CONSOLIDATED

Period Covered February 1, 2011 - February 28, 2011

REALIZED GAIN/LOSS DETAIL *(continued)*

DATE SOLD	QUANTITY	ASSET DESCRIPTION	COST BASIS	PROCEEDS	SHORT TERM REALIZED GAIN/LOSS	LONG TERM REALIZED GAIN/LOSS
02/03/11	29 000	POLO RALPH LAUREN CORP CL A ACCOUNT NUMBER 4025869030 10 0000 UNITS ACQUIRED ON 11/26/08 7 0000 UNITS ACQUIRED ON 11/28/08 12 0000 UNITS ACQUIRED ON 12/01/08	- 1,193.92	3,106.42	0.00	1,912.50
02/03/11	46 000	QUESTAR CORP ACCOUNT NUMBER 4025869030 24 0000 UNITS ACQUIRED ON 01/06/09 20 0000 UNITS ACQUIRED ON 01/07/09 2 0000 UNITS ACQUIRED ON 01/08/09	- 543.15	801.30	0.00	258.15
02/03/11	57 000	QUESTAR MARKET RESOURCES INC ACCOUNT NUMBER 4025869030 24 0000 UNITS ACQUIRED ON 01/06/09 20 0000 UNITS ACQUIRED ON 01/07/09 13 0000 UNITS ACQUIRED ON 01/08/09	- 1,383.82	2,320.99	0.00	937.17
02/03/11	120 000	SCHWAB CHARLES CORP NEW ACCOUNT NUMBER 4025869030 120 0000 UNITS ACQUIRED ON 02/06/09	- 1,709.39	2,164.77	0.00	455.38
02/03/11	45 000	SPX CORP ACCOUNT NUMBER 4025869030 21 0000 UNITS ACQUIRED ON 11/24/09 11 0000 UNITS ACQUIRED ON 11/25/09 4 0000 UNITS ACQUIRED ON 11/30/09 4 0000 UNITS ACQUIRED ON 12/01/09 2 0000 UNITS ACQUIRED ON 11/27/09 3 0000 UNITS ACQUIRED ON 12/02/09	- 2,417.15	3,524.33	0.00	1,107.18
02/03/11	117 000	TEXAS INSTRUMENTS INC ACCOUNT NUMBER 4025869030 117 0000 UNITS ACQUIRED ON 12/01/05	- 3,937.05	3,986.13	0.00	49.08
02/03/11	27 000	UNILEVER N.V. - ADR ACCOUNT NUMBER 4025869030 27 0000 UNITS ACQUIRED ON 06/05/09	- 668.04	801.07	0.00	133.03



Account Statement For
VEGSO FAM FDN CONSOLIDATED

Period Covered February 1, 2011 - February 28, 2011

REALIZED GAIN/LOSS DETAIL *(continued)*

DATE SOLD	QUANTITY	ASSET DESCRIPTION	COST BASIS	PROCEEDS	SHORT TERM REALIZED GAIN/LOSS	LONG TERM REALIZED GAIN/LOSS
02/10/11	54.000	VISA INC-CLASS A SHRS ACCOUNT NUMBER 4025869557 49.0000 UNITS ACQUIRED ON 10/06/09 5.0000 UNITS ACQUIRED ON 08/25/10	- 3,706.00 3,353.50 352.50	3,995.73	17.47	272.26
02/03/11	72.000	VODAFONE GROUP PLC NEW ADR ACCOUNT NUMBER 4025869030 72.0000 UNITS ACQUIRED ON 01/25/07	- 2,112.48 2,112.48	2,042.60	0.00	- 69.88
02/03/11	171.000	WEATHERFORD INTNTL LTD NEW ACCOUNT NUMBER 4025869030 171.0000 UNITS ACQUIRED ON 01/25/07	- 3,349.89 3,349.89	4,009.90	0.00	660.01
02/03/11	112.000	ZIONS BANCORP ACCOUNT NUMBER 4025869030 31.0000 UNITS ACQUIRED ON 12/04/07 23.0000 UNITS ACQUIRED ON 12/05/07 21.0000 UNITS ACQUIRED ON 11/29/07 15.0000 UNITS ACQUIRED ON 11/30/07 10.0000 UNITS ACQUIRED ON 12/03/07 12.0000 UNITS ACQUIRED ON 12/11/07	- 6,004.22 1,657.07 1,240.45 1,096.74 813.89 542.38 653.69	2,664.44	0.00	- 3,339.78
Total This Period			- \$94,644.06	\$105,197.30	\$2,859.20	\$7,694.04

Gain/Loss information is un-audited and should not be used for tax preparation, estate and/or retirement planning purposes



Account Statement For
VEGSO FAM FDN CONSOLIDATED

Period Covered March 1, 2011 - March 31, 2011

REALIZED GAIN/LOSS DETAIL

DATE SOLD	QUANTITY	ASSET DESCRIPTION	COST BASIS	PROCEEDS	SHORT TERM REALIZED GAIN/LOSS	LONG TERM REALIZED GAIN/LOSS
03/01/11	63.000	BROADCOM CORPORATION COM ACCOUNT NUMBER 4025869557 63.0000 UNITS ACQUIRED ON 10/06/09	- \$1,872.98 1,872.98	\$2,556.57	\$0.00	\$683.59
03/16/11	64.000	BROADCOM CORPORATION COM ACCOUNT NUMBER 4025869557 51.0000 UNITS ACQUIRED ON 10/23/09 1.0000 UNITS ACQUIRED ON 10/06/09 12.0000 UNITS ACQUIRED ON 08/25/10	- 1,851.09 1,442.28 29.73 379.08	2,550.68	99.18	600.41
03/15/11	49.000	JOHNSON & JOHNSON ACCOUNT NUMBER 4025869557 49.0000 UNITS ACQUIRED ON 04/17/06	- 2,827.45 2,827.45	2,945.86	0.00	118.41
03/29/11	10.000	MASTERCARD INC ACCOUNT NUMBER 4025869557 10.0000 UNITS ACQUIRED ON 02/08/10	- 2,257.49 2,257.49	2,468.15	0.00	210.66
03/08/11	1,652.000	MITSUBISHI UFJ FINL GROUP INC ADR ACCOUNT NUMBER 4025869030 400.0000 UNITS ACQUIRED ON 09/18/08 265.0000 UNITS ACQUIRED ON 09/17/08 161.0000 UNITS ACQUIRED ON 12/10/08 112.0000 UNITS ACQUIRED ON 12/09/08 714.0000 UNITS ACQUIRED ON 01/25/07	- 15,233.20 2,917.80 2,029.35 797.77 541.86 8,946.42	9,041.56	0.00	- 6,191.64
03/30/11	232.000	PEOPLE'S UNITED FINANCIAL INC ACCOUNT NUMBER 4025869557 232.0000 UNITS ACQUIRED ON 10/06/09	- 3,556.56 3,556.56	2,929.66	0.00	- 626.90
03/02/11	46.000	PROCTER & GAMBLE CO ACCOUNT NUMBER 4025869557 46.0000 UNITS ACQUIRED ON 03/08/00	- 1,359.15 1,359.15	2,892.31	0.00	1,533.16
03/08/11	24.000	PROCTER & GAMBLE CO ACCOUNT NUMBER 4025869557 24.0000 UNITS ACQUIRED ON 03/08/00	- 709.12 709.12	1,503.09	0.00	793.97



REALIZED GAIN/LOSS DETAIL *(continued)*

DATE SOLD	QUANTITY	ASSET DESCRIPTION	COST BASIS	PROCEEDS	SHORT TERM REALIZED GAIN/LOSS	LONG TERM REALIZED GAIN/LOSS
03/24/11	107.000	SOUTHWESTERN ENERGY CO COM ACCOUNT NUMBER 4025869557 106 0000 UNITS ACQUIRED ON 04/05/10 1 0000 UNITS ACQUIRED ON 04/14/10	- 4,554.05 4,512.64 41.41	4,449.98	- 104.07	0.00
03/23/11	37.000	TARGET CORP ACCOUNT NUMBER 4025869557 37 0000 UNITS ACQUIRED ON 01/26/07	- 2,228.88 2,228.88	1,833.27	0.00	- 395.61
Total This Period			- \$36,449.97	\$33,171.13	- \$4.89	- \$3,273.95

Gain/Loss information is un-audited and should not be used for tax preparation, estate and/or retirement planning purposes



REALIZED GAIN/LOSS DETAIL

DATE SOLD	QUANTITY	ASSET DESCRIPTION	COST BASIS	PROCEEDS	SHORT TERM REALIZED GAIN/LOSS	LONG TERM REALIZED GAIN/LOSS
04/14/11	40 000	BAXTER INTL INC ACCOUNT NUMBER 4025869557 40 0000 UNITS ACQUIRED ON 10/06/09	- \$2,300.23 2,300.23	\$2,170.90	\$0.00	- \$129.33
04/27/11	57 000	BIODEN IDEC INC ACCOUNT NUMBER 4025869557 40 0000 UNITS ACQUIRED ON 10/26/09 17 0000 UNITS ACQUIRED ON 10/06/09	- 2,613.85 1,778.81 835.04	5,759.87	0.00	3,146.02
04/07/11	0.667	HUNTINGTON INGALLS INDUSTRIES ACCOUNT NUMBER 4025869030 0.6670 UNITS ACQUIRED ON 01/25/07	- 27.54 27.54	25.50	0.00	- 2.04
04/21/11	59 000	MERCK & CO INC NEW ACCOUNT NUMBER 4025869557 8 0000 UNITS ACQUIRED ON 03/31/09 41 0000 UNITS ACQUIRED ON 08/02/06 10 0000 UNITS ACQUIRED ON 06/05/09	- 2,162.38 2.560 1,684.28 762.50	2,001.24	0.00	- 161.14
04/19/11	58 000	ST JUDE MED INC ACCOUNT NUMBER 4025869557 58 0000 UNITS ACQUIRED ON 10/06/09	- 1,971.56 1,971.56	3,018.04	0.00	1,046.48
Total This Period			- \$9,075.56	\$12,975.55	\$0.00	\$3,899.99

Gain/Loss information is un-audited and should not be used for tax preparation, estate and/or retirement planning purposes

REALIZED GAIN/LOSS DETAIL

DATE SOLD	QUANTITY	ASSET DESCRIPTION	COST BASIS	PROCEEDS	SHORT TERM REALIZED GAIN/LOSS	LONG TERM REALIZED GAIN/LOSS
05/12/11	255.000	ABBOTT LABS ACCOUNT NUMBER 52377800 223 0000 UNITS ACQUIRED ON 05/17/10 32 0000 UNITS ACQUIRED ON 02/04/11	- \$12,269.62 10,794.03 1,475.59	\$13,359.24	\$1,089.62	\$0.00
05/12/11	35.000	APPLE INC ACCOUNT NUMBER 52377800 35 0000 UNITS ACQUIRED ON 01/25/07	- 3,035.55 3,035.55	12,166.46	0.00	9,130.91
05/12/11	996.000	BANCO SANTANDER CEN-SPON - ADR ACCOUNT NUMBER 52377800 122 0000 UNITS ACQUIRED ON 07/07/09 63 0000 UNITS ACQUIRED ON 07/06/09 461 0000 UNITS ACQUIRED ON 06/01/10 337 0000 UNITS ACQUIRED ON 01/06/11 13 0000 UNITS ACQUIRED ON 11/10/10	- 10,351.05 1,431.55 734.89 4,599.54 3,417.89 167.18	11,404.18	1,101.32	- 48.19
05/12/11	970.000	BANK OF AMERICA CORP ACCOUNT NUMBER 52377800 132 0000 UNITS ACQUIRED ON 06/25/09 100 0000 UNITS ACQUIRED ON 06/24/09 43 0000 UNITS ACQUIRED ON 09/24/08 288 0000 UNITS ACQUIRED ON 02/08/10 170 0000 UNITS ACQUIRED ON 08/25/10 237 0000 UNITS ACQUIRED ON 04/04/11	- 13,700.24 1,614.65 1,240.20 1,327.89 4,184.61 2,133.48 3,199.41	11,794.97	- 383.87	- 1,521.40
05/12/11	171.000	BOEING CO ACCOUNT NUMBER 52377800 28 0000 UNITS ACQUIRED ON 09/21/09 107 0000 UNITS ACQUIRED ON 01/25/07 36 0000 UNITS ACQUIRED ON 08/25/10	- 12,893.83 1,487.36 9,220.19 2,186.28	13,582.29	673.15	15.31
05/12/11	139.000	DEERE & CO ACCOUNT NUMBER 52377800 139 0000 UNITS ACQUIRED ON 01/25/07	- 6,799.18 6,799.18	12,883.70	0.00	6,084.52
05/12/11	141.000	DIAGEO PLC - ADR ACCOUNT NUMBER 52377800 16 0000 UNITS ACQUIRED ON 03/29/10 125 0000 UNITS ACQUIRED ON 01/25/07	- 10,899.31 1,070.56 9,828.75	11,612.57	0.00	713.26

REALIZED GAIN/LOSS DETAIL *(continued)*

DATE SOLD	QUANTITY	ASSET DESCRIPTION	COST BASIS	PROCEEDS	SHORT TERM REALIZED GAIN/LOSS	LONG TERM REALIZED GAIN/LOSS
05/12/11	325.000	DOW CHEMICAL CO ACCOUNT NUMBER 52377800 100.0000 UNITS ACQUIRED ON 02/17/10 15.0000 UNITS ACQUIRED ON 02/11/10 100.0000 UNITS ACQUIRED ON 02/12/10 110.0000 UNITS ACQUIRED ON 08/25/10	- 8,533.78 2,865.77 415.36 2,749.06 2,503.59	12,860.07	1,849.06	2,477.23
05/12/11	601.000	E M C CORP MASS ACCOUNT NUMBER 52377800 146.0000 UNITS ACQUIRED ON 09/19/08 402.0000 UNITS ACQUIRED ON 09/22/08 53.0000 UNITS ACQUIRED ON 08/25/10	- 7,893.15 1,898.20 5,035.65 959.30	16,383.06	485.46	8,004.45
05/12/11	264.000	EAST WEST BANCORP INC ACCOUNT NUMBER 52377800 138.0000 UNITS ACQUIRED ON 05/10/10 84.0000 UNITS ACQUIRED ON 08/19/10 42.0000 UNITS ACQUIRED ON 08/25/10	- 4,384.80 2,423.80 1,347.80 613.20	5,557.14	1,172.34	0.00
05/12/11	392.000	EBAY INC ACCOUNT NUMBER 52377800 392.0000 UNITS ACQUIRED ON 08/19/10	- 8,977.15 8,977.15	12,865.27	3,888.12	0.00
05/12/11	274.000	ELI LILLY & CO COM ACCOUNT NUMBER 52377800 231.0000 UNITS ACQUIRED ON 07/23/07 43.0000 UNITS ACQUIRED ON 08/25/10	- 14,635.38 13,166.93 1,468.45	10,507.74	180.57	- 4,308.21
05/12/11	231.000	HEINZ H J CO ACCOUNT NUMBER 52377800 214.0000 UNITS ACQUIRED ON 05/06/10 17.0000 UNITS ACQUIRED ON 08/25/10	- 10,466.21 9,680.14 786.07	11,810.85	83.13	1,261.51
05/12/11	169.000	HESS CORP ACCOUNT NUMBER 52377800 1.0000 UNITS ACQUIRED ON 06/28/10 66.0000 UNITS ACQUIRED ON 06/29/10 88.0000 UNITS ACQUIRED ON 07/02/10 14.0000 UNITS ACQUIRED ON 08/25/10	- 8,573.51 53.10 3,397.88 4,420.57 701.96	13,323.75	4,750.24	0.00



Account Statement For:
VEGSO FAM FDN CONSOLIDATED

Period Covered May 1, 2011 - May 31, 2011

REALIZED GAIN/LOSS DETAIL *(continued)*

DATE SOLD	QUANTITY	ASSET DESCRIPTION	COST BASIS	PROCEEDS	SHORT TERM REALIZED GAIN/LOSS	LONG TERM REALIZED GAIN/LOSS
05/12/11	323.000	HOME DEPOT INC ACCOUNT NUMBER 52377800 142.0000 UNITS ACQUIRED ON 09/17/08 181.0000 UNITS ACQUIRED ON 04/24/07	- 10,774.94 3,703.65 7,071.29	11,892.69	0.00	1,117.75
05/12/11	226.000	HOSPIRA INC ACCOUNT NUMBER 52377800 39.0000 UNITS ACQUIRED ON 02/13/07 40.0000 UNITS ACQUIRED ON 02/16/07 8.0000 UNITS ACQUIRED ON 02/14/07 100.0000 UNITS ACQUIRED ON 02/15/07 39.0000 UNITS ACQUIRED ON 08/25/10	- 8,923.69 1,437.77 1,479.69 296.39 3,704.85 2,004.99	12,703.26	187.17	3,592.40
05/12/11	31.000	HUNTINGTON INGALLS INDUSTRIES ACCOUNT NUMBER 52377800 1.5000 UNITS ACQUIRED ON 10/12/09 5.0000 UNITS ACQUIRED ON 10/08/09 2.0000 UNITS ACQUIRED ON 10/13/09 18.6670 UNITS ACQUIRED ON 01/25/07 3.8330 UNITS ACQUIRED ON 08/25/10	- 1,143.33 44.39 146.71 58.79 771.37 122.07	1,222.92	29.15	50.44
05/12/11	254.000	INTUIT COM ACCOUNT NUMBER 52377800 42.0000 UNITS ACQUIRED ON 10/21/09 35.0000 UNITS ACQUIRED ON 10/26/09 32.0000 UNITS ACQUIRED ON 10/20/09 29.0000 UNITS ACQUIRED ON 10/30/09 19.0000 UNITS ACQUIRED ON 10/23/09 19.0000 UNITS ACQUIRED ON 10/27/09 6.0000 UNITS ACQUIRED ON 10/19/09 12.0000 UNITS ACQUIRED ON 10/29/09 9.0000 UNITS ACQUIRED ON 10/22/09 5.0000 UNITS ACQUIRED ON 11/02/09 46.0000 UNITS ACQUIRED ON 10/28/09	- 7,549.60 1,251.41 1,049.69 944.99 852.69 568.64 569.68 179.98 356.19 269.38 145.51 1,361.44	13,672.60	0.00	6,123.00
05/12/11	277.000	JPMORGAN CHASE & CO ACCOUNT NUMBER 52377800 29.0000 UNITS ACQUIRED ON 02/08/10 248.0000 UNITS ACQUIRED ON 05/10/00	- 12,794.40 1,094.17 11,700.23	12,406.65	0.00	- 387.75



Account Statement For:
VEGSO FAM FDN CONSOLIDATED

Period Covered May 1, 2011 - May 31, 2011

REALIZED GAIN/LOSS DETAIL *(continued)*

DATE SOLD	QUANTITY	ASSET DESCRIPTION	COST BASIS	PROCEEDS	SHORT TERM REALIZED GAIN/LOSS	LONG TERM REALIZED GAIN/LOSS
05/12/11	126.000	M & T BANK CORPORATION COM ACCOUNT NUMBER 52377800 27.0000 UNITS ACQUIRED ON 02/25/09 41.0000 UNITS ACQUIRED ON 02/24/09 58.0000 UNITS ACQUIRED ON 10/06/10	- 7,046.33 980.76 1,504.69 4,560.88	10,844.65	431.11	3,367.21
05/12/11	195.000	NEXTERA ENERGY INC ACCOUNT NUMBER 52377800 58.0000 UNITS ACQUIRED ON 09/30/08 38.0000 UNITS ACQUIRED ON 10/01/08 31.0000 UNITS ACQUIRED ON 10/03/08 68.0000 UNITS ACQUIRED ON 10/02/08	- 9,679.46 2,924.02 1,907.06 1,506.00 3,342.38	11,101.17	0.00	1,421.71
05/12/11	267.000	NORDSTROM INC ACCOUNT NUMBER 52377800 267.0000 UNITS ACQUIRED ON 10/21/10	- 9,628.85 9,628.85	12,596.86	2,968.01	0.00
05/12/11	230.000	NORTHERN TRUST CORP ACCOUNT NUMBER 52377800 11.0000 UNITS ACQUIRED ON 12/20/10 219.0000 UNITS ACQUIRED ON 12/21/10	- 12,553.60 596.29 11,957.31	11,108.80	- 1,444.80	0.00
05/12/11	445.000	ORACLE CORPORATION ACCOUNT NUMBER 52377800 380.0000 UNITS ACQUIRED ON 01/25/07 65.0000 UNITS ACQUIRED ON 08/25/10	- 7,954.75 6,494.20 1,460.55	15,623.73	821.57	6,847.41
05/12/11	191.000	PENNEY J C INC ACCOUNT NUMBER 52377800 117.0000 UNITS ACQUIRED ON 01/25/07 74.0000 UNITS ACQUIRED ON 08/25/10	- 11,104.17 9,583.47 1,520.70	7,017.24	1,198.02	- 5,284.95
05/12/11	110.000	POLO RALPH LAUREN CORP CL A ACCOUNT NUMBER 52377800 18.0000 UNITS ACQUIRED ON 12/01/08 17.0000 UNITS ACQUIRED ON 12/02/08 10.0000 UNITS ACQUIRED ON 12/03/08 52.0000 UNITS ACQUIRED ON 12/11/08 13.0000 UNITS ACQUIRED ON 08/25/10	- 5,175.32 721.40 681.45 424.42 2,302.33 1,045.72	14,242.55	637.49	8,429.74

REALIZED GAIN/LOSS DETAIL *(continued)*

DATE SOLD	QUANTITY	ASSET DESCRIPTION	COST BASIS	PROCEEDS	SHORT TERM REALIZED GAIN/LOSS	LONG TERM REALIZED GAIN/LOSS
05/12/11	210.000	QUALCOMM INC ACCOUNT NUMBER 52377800 210.0000 UNITS ACQUIRED ON 04/15/11	- 11,209.49 11,209.49	11,831.21	621.72	0.00
05/12/11	386.000	QUESTAR CORP ACCOUNT NUMBER 52377800 40.0000 UNITS ACQUIRED ON 01/09/09 18.0000 UNITS ACQUIRED ON 01/08/09 20.0000 UNITS ACQUIRED ON 01/12/09 20.0000 UNITS ACQUIRED ON 01/14/09 50.0000 UNITS ACQUIRED ON 01/13/09 157.0000 UNITS ACQUIRED ON * 1/16/10 81.0000 UNITS ACQUIRED ON 11/17/10	- 5,701.71 457.20 206.11 217.97 207.94 544.66 2,691.37 1,376.46	6,570.59	- 16.54	885.42
05/12/11	171.000	QUESTAR MARKET RESOURCES INC ACCOUNT NUMBER 52377800 40.0000 UNITS ACQUIRED ON 01/09/09 7.0000 UNITS ACQUIRED ON 01/08/09 20.0000 UNITS ACQUIRED ON 01/12/09 20.0000 UNITS ACQUIRED ON 01/14/09 50.0000 UNITS ACQUIRED ON 01/13/09 34.0000 UNITS ACQUIRED ON 08/25/10	- 4,153.58 945.55 165.77 450.78 430.06 1,126.46 1,034.96	7,127.17	382.13	2,591.46
05/12/11	320.000	SCHWAB CHARLES CORP NEW ACCOUNT NUMBER 52377800 210.0000 UNITS ACQUIRED ON 02/06/09 110.0000 UNITS ACQUIRED ON 08/25/10	- 4,479.73 2,991.43 1,488.30	5,759.94	491.68	788.53
05/12/11	143.000	SPX CORP ACCOUNT NUMBER 52377800 10.0000 UNITS ACQUIRED ON 12/07/09 10.0000 UNITS ACQUIRED ON 12/18/09 1.0000 UNITS ACQUIRED ON 12/02/09 99.0000 UNITS ACQUIRED ON 12/31/09 23.0000 UNITS ACQUIRED ON 08/25/10	- 7,895.25 545.43 550.07 53.09 5,455.67 1,290.99	11,735.82	596.58	3,243.99
05/12/11	305.000	TEXAS INSTRUMENTS INC ACCOUNT NUMBER 52377800 248.0000 UNITS ACQUIRED ON 12/01/05 57.0000 UNITS ACQUIRED ON 08/25/10	- 9,728.02 8,345.20 1,382.82	10,760.25	628.11	404.12

REALIZED GAIN/LOSS DETAIL *(continued)*

DATE SOLD	QUANTITY	ASSET DESCRIPTION	COST BASIS	PROCEEDS	SHORT TERM REALIZED GAIN/LOSS	LONG TERM REALIZED GAIN/LOSS
05/12/11	249.000	THE HERSHEY COMPANY ACCOUNT NUMBER 52377800 30.0000 UNITS ACQUIRED ON 03/25/09 26.0000 UNITS ACQUIRED ON 03/16/09 20.0000 UNITS ACQUIRED ON 03/17/09 16.0000 UNITS ACQUIRED ON 03/19/09 11.0000 UNITS ACQUIRED ON 03/18/09 10.0000 UNITS ACQUIRED ON 03/26/09 10.0000 UNITS ACQUIRED ON 03/30/09 10.0000 UNITS ACQUIRED ON 04/07/09 10.0000 UNITS ACQUIRED ON 04/17/09 6.0000 UNITS ACQUIRED ON 03/13/09 100.0000 UNITS ACQUIRED ON 04/20/09	- 8,729.41 1,039.59 867.64 691.15 556.20 382.65 346.49 346.32 354.24 357.96 197.60 3,589.57	13,961.23	0.00	5,231.82
05/12/11	391.000	TIME WARNER INC ACCOUNT NUMBER 52377800 391.0000 UNITS ACQUIRED ON 02/08/10	- 10,568.10 10,568.10	14,110.99	0.00	3,542.89
05/12/11	324.000	UNILEVER N.V. - ADR ACCOUNT NUMBER 52377800 102.0000 UNITS ACQUIRED ON 06/08/09 182.0000 UNITS ACQUIRED ON 06/05/09 40.0000 UNITS ACQUIRED ON 08/25/10	- 8,056.77 2,489.68 4,503.09 1,064.00	10,503.87	232.78	2,214.32
05/12/11	370.000	VODAFONE GROUP PLC NEW ADR ACCOUNT NUMBER 52377800 89.0000 UNITS ACQUIRED ON 09/21/09 281.0000 UNITS ACQUIRED ON 01/25/07	- 10,276.41 2,031.87 8,244.54	10,274.77	0.00	- 1.64
05/12/11	612.000	WARNER MUSIC GROUP CORP ACCOUNT NUMBER 52377800 612.0000 UNITS ACQUIRED ON 01/25/07	- 12,998.88 12,998.88	4,987.76	0.00	- 8,011.12
05/12/11	351.000	WEATHERFORD INTNTL LTD NEW ACCOUNT NUMBER 52377800 288.0000 UNITS ACQUIRED ON 01/25/07 63.0000 UNITS ACQUIRED ON 08/25/10	- 6,580.62 5,641.92 938.70	7,170.86	348.38	241.86



Account Statement For
VEGSO FAM FDN CONSOLIDATED

Period Covered May 1, 2011 - May 31, 2011

REALIZED GAIN/LOSS DETAIL *(continued)*

DATE SOLD	QUANTITY	ASSET DESCRIPTION	COST BASIS	PROCEEDS	SHORT TERM REALIZED GAIN/LOSS	LONG TERM REALIZED GAIN/LOSS
05/12/11	507.000	ZIONS BANCORP	- 12,793.56	12,005.62	764.15	- 1,552.09
		ACCOUNT NUMBER 52377800				
		57.0000 UNITS ACQUIRED ON 12/11/07	3,105.04			
		53.0000 UNITS ACQUIRED ON 08/27/09	925.91			
		30.0000 UNITS ACQUIRED ON 12/12/07	1,557.88			
		100.0000 UNITS ACQUIRED ON 09/01/09	1,646.39			
		93.0000 UNITS ACQUIRED ON 08/25/10	1,684.23			
		174.0000 UNITS ACQUIRED ON 12/16/10	3,874.11			
Total This Period			- \$350,912.73	\$431,344.49	\$23,765.85	\$56,665.91

Gain/Loss information is un-audited and should not be used for tax preparation, estate and/or retirement planning purposes



REALIZED GAIN/LOSS DETAIL

DATE SOLD	QUANTITY	ASSET DESCRIPTION	COST BASIS	PROCEEDS	SHORT TERM REALIZED GAIN/LOSS	LONG TERM REALIZED GAIN/LOSS
06/13/11	219.000	CISCO SYSTEMS INC ACCOUNT NUMBER 4025869557 219.0000 UNITS ACQUIRED ON 10/06/09	- \$5,118.03 5,118.03	\$3,395.44	\$0.00	- \$1,722.59
06/14/11	234.000	CISCO SYSTEMS INC ACCOUNT NUMBER 4025869557 18.0000 UNITS ACQUIRED ON 10/06/09 55.0000 UNITS ACQUIRED ON 08/25/10 161.0000 UNITS ACQUIRED ON 09/27/10	- 5,128.58 420.66 1,155.55 3,552.37	3,584.81	- 1,398.86	- 144.91
06/24/11	35.000	ECOLAB INC ACCOUNT NUMBER 4025869557 35.0000 UNITS ACQUIRED ON 02/11/10	- 1,460.19 1,460.19	1,912.06	0.00	451.87
06/24/11	98.000	INTERNATIONAL BUSINESS MACHS CORP ACCOUNT NUMBER 52377800 90.0000 UNITS ACQUIRED ON 04/20/99 8.0000 UNITS ACQUIRED ON 08/25/10	- 8,520.22 7,519.50 1,000.72	16,286.49	328.79	7,437.48
Total This Period			- \$20,227.02	\$25,178.80	- \$1,070.07	\$6,021.85

Gain/Loss information is un-audited and should not be used for tax preparation, estate and/or retirement planning purposes

REALIZED GAIN/LOSS DETAIL

DATE SOLD	QUANTITY	ASSET DESCRIPTION	COST BASIS	PROCEEDS	SHORT TERM REALIZED GAIN/LOSS	LONG TERM REALIZED GAIN/LOSS
07/05/11	45.000	COSTCO WHOLESALE CORP ACCOUNT NUMBER 4025869557 45.0000 UNITS ACQUIRED ON 10/06/09	- \$2,609.55	\$3,623.77	\$0.00	\$1,014.22
07/13/11	150.000	MARATHON PETROLEUM CORP ACCOUNT NUMBER 52377800 150.0000 UNITS ACQUIRED ON 05/09/11	- 6,162.63	6,224.76	62.13	0.00
07/15/11	16.000	OCCIDENTAL PETE CORP ACCOUNT NUMBER 4025869557 16.0000 UNITS ACQUIRED ON 12/01/05	- 645.04	1,623.33	0.00	978.29
07/20/11	48.000	RAYTHEON CO ACCOUNT NUMBER 4025869557 48.0000 UNITS ACQUIRED ON 09/01/10	- 2,160.95	2,209.40	48.45	0.00
07/22/11	118.000	SCHWAB CHARLES CORP NEW ACCOUNT NUMBER 4025869557 118.0000 UNITS ACQUIRED ON 10/06/09	- 2,242.39	1,778.41	0.00	- 463.98
07/21/11	41.000	SOUTHWESTERN ENERGY CO COM ACCOUNT NUMBER 4025869557 34.0000 UNITS ACQUIRED ON 04/14/10 7.0000 UNITS ACQUIRED ON 06/02/10	- 1,685.55	1,940.49	0.00	254.94
Total This Period			- \$15,506.11	\$17,400.16	\$110.58	\$1,783.47

Gain/Loss information is un-audited and should not be used for tax preparation, estate and/or retirement planning purposes



Account Statement For
VEGSO FAM FDN CONSOLIDATED

Period Covered August 1, 2011 - August 31, 2011

REALIZED GAIN/LOSS DETAIL

DATE SOLD	QUANTITY	ASSET DESCRIPTION	COST BASIS	PROCEEDS	SHORT TERM REALIZED GAIN/LOSS	LONG TERM REALIZED GAIN/LOSS
08/23/11	22.000	BED BATH & BEYOND INC ACCOUNT NUMBER 4025869557 22.0000 UNITS ACQUIRED ON 04/26/10	- \$1,059.39 1,059.39	\$1,127.26	\$0.00	\$67.87
08/10/11	16.000	COCA COLA CO ACCOUNT NUMBER 4025869557 16.0000 UNITS ACQUIRED ON 01/26/07	- 766.56 766.56	1,058.86	0.00	292.30
08/08/11	8.000	MASTERCARD INC ACCOUNT NUMBER 4025869557 8.0000 UNITS ACQUIRED ON 02/08/10	- 1,806.00 1,806.00	2,590.28	0.00	784.28
08/10/11	77.000	MERCK & CO INC NEW ACCOUNT NUMBER 4025869557 21.0000 UNITS ACQUIRED ON 06/05/09 27.0000 UNITS ACQUIRED ON 10/06/09 17.0000 UNITS ACQUIRED ON 07/01/09 12.0000 UNITS ACQUIRED ON 08/25/10	- 2,321.94 551.25 878.31 478.38 414.00	2,429.15	- 35.44	142.65
08/10/11	64.000	MICROSOFT CORP ACCOUNT NUMBER 4025869557 64.0000 UNITS ACQUIRED ON 12/15/04	- 1,740.80 1,740.80	1,642.85	0.00	- 97.95
08/17/11	236.000	MORGAN STANLEY ACCOUNT NUMBER 4025869557 185.0000 UNITS ACQUIRED ON 10/06/09 21.0000 UNITS ACQUIRED ON 08/25/10 30.0000 UNITS ACQUIRED ON 12/17/10	- 6,994.78 5,676.29 527.10 791.39	3,979.05	- 458.61	- 2,557.12
08/02/11	100.000	PEPSICO INC ACCOUNT NUMBER 4025869557 100.0000 UNITS ACQUIRED ON 01/26/07	- 6,448.40 6,448.40	6,414.66	0.00	- 33.74
08/11/11	86.000	RAYTHEON CO ACCOUNT NUMBER 4025869557 51.0000 UNITS ACQUIRED ON 09/01/10 35.0000 UNITS ACQUIRED ON 01/07/11	- 4,044.95 2,296.00 1,748.95	3,490.22	- 554.73	0.00
08/12/11	85.000	SCHWAB CHARLES CORP NEW ACCOUNT NUMBER 4025869557 85.0000 UNITS ACQUIRED ON 10/06/09	- 1,615.28 1,615.28	1,080.33	0.00	- 534.95



Account Statement For:
VEGSO FAM FDN CONSOLIDATED

Period Covered August 1, 2011 - August 31, 2011

REALIZED GAIN/LOSS DETAIL *(continued)*

DATE SOLD	QUANTITY	ASSET DESCRIPTION	COST BASIS	PROCEEDS	SHORT TERM REALIZED GAIN/LOSS	LONG TERM REALIZED GAIN/LOSS
08/25/11	113.000	SOUTHWESTERN ENERGY CO COM ACCOUNT NUMBER 4025869557 7 0000 UNITS ACQUIRED ON 06/02/10 82 0000 UNITS ACQUIRED ON 08/20/10 24 0000 UNITS ACQUIRED ON 08/25/10	- 3,821.28 277.76 2,762.56 780.96	4,075.06	84.54	169.24
08/11/11	103.000	STAPLES INC ACCOUNT NUMBER 4025869557 103 0000 UNITS ACQUIRED ON 10/06/09	- 2,101.99 2,101.99	1,367.81	0.00	- 734.18
08/23/11	174.000	STAPLES INC ACCOUNT NUMBER 4025869557 174 0000 UNITS ACQUIRED ON 10/06/09	- 3,991.56 3,991.56	2,326.13	0.00	- 1,665.43
08/22/11	67.000	TARGET CORP ACCOUNT NUMBER 4025869557 7 0000 UNITS ACQUIRED ON 01/26/07 60 0000 UNITS ACQUIRED ON 10/06/09	- 3,300.48 421.68 2,878.80	3,475.35	0.00	174.87
Total This Period			- \$40,013.41	\$35,057.01	- \$964.24	- \$3,992.16

Gain/Loss information is un-audited and should not be used for tax preparation, estate and/or retirement planning purposes



Account Statement For
VEGSO FAM FDN CONSOLIDATED

Period Covered September 1, 2011 - September 30, 2011

REALIZED GAIN/LOSS DETAIL

DATE SOLD	QUANTITY	ASSET DESCRIPTION	COST BASIS	PROCEEDS	SHORT TERM REALIZED GAIN/LOSS	LONG TERM REALIZED GAIN/LOSS
09/19/11	41 000	JOHNSON & JOHNSON ACCOUNT NUMBER 4025869557 41 0000 UNITS ACQUIRED ON 04/17/06	- \$2,365.82 2 365.82	\$2,603.43	\$0.00	\$237.61
09/20/11	44 000	JOHNSON & JOHNSON ACCOUNT NUMBER 4025869557 44 0000 UNITS ACQUIRED ON 04/17/06	- 2,538.93 2 538.93	2,838.84	0.00	299.91
09/07/11	112 000	LOWES COS INC ACCOUNT NUMBER 4025869557 112 0000 UNITS ACQUIRED ON 10/06/09	- 2,294.35 2,294.35	2,238.85	0.00	- 55.50
09/14/11	29 000	MCDONALDS CORP ACCOUNT NUMBER 4025869557 29 0000 UNITS ACQUIRED ON 01/26/07	- 1,246.71 1,246.7	2,477.14	0.00	1,230.43
09/22/11	45 000	NVIDIA CORP ACCOUNT NUMBER 4025869557 45 0000 UNITS ACQUIRED ON 02/18/11	- 1,148.43 1,148.43	684.46	- 463.97	0.00
09/28/11	116 000	STAPLES INC ACCOUNT NUMBER 4025869557 38 0000 UNITS ACQUIRED ON 10/06/09 27 0000 UNITS ACQUIRED ON 10/06/09 51 0000 UNITS ACQUIRED ON 08/03/10	- 2,551.13 871.72 646.39 1,033.02	1,529.69	0.00	- 1,021.44
09/08/11	47 000	XILINX INC ACCOUNT NUMBER 4025869557 47 0000 UNITS ACQUIRED ON 01/25/10	- 1,143.49 1,143.49	1,395.87	0.00	252.38
Total This Period			- \$13,288.86	\$13,768.28	- \$463.97	\$943.39

Gain/Loss information is un-audited and should not be used for tax preparation, estate and/or retirement planning purposes



Account Statement For
VEGSO FAM FDN CONSOLIDATED

Period Covered October 1, 2011 - October 31, 2011

REALIZED GAIN/LOSS DETAIL

DATE SOLD	QUANTITY	ASSET DESCRIPTION	COST BASIS	PROCEEDS	SHORT TERM REALIZED GAIN/LOSS	LONG TERM REALIZED GAIN/LOSS
10/14/11	54.000	AMGEN INC ACCOUNT NUMBER 4025869557 54 0000 UNITS ACQUIRED ON 06/02/10	- \$3,008.32 3,008 32	\$3,078.49	\$0.00	\$70 17
10/11/11	26.000	BED BATH & BEYOND INC ACCOUNT NUMBER 4025869557 26 0000 UNITS ACQUIRED ON 04/26/10	- 1,252 01 1,252 01	1,423 18	0 00	171 17
10/17/11	180.000	SCHWAB CHARLES CORP NEW ACCOUNT NUMBER 4025869557 149 0000 UNITS ACQUIRED ON 10/06/09 31 0000 UNITS ACQUIRED ON 08/25/10	- 3,256.80 2,831 48 425 32	2,260.85	0.00	- 995 95
10/04/11	103.000	STAPLES INC ACCOUNT NUMBER 4025869557 9 0000 UNITS ACQUIRED ON 08/03/10 36 0000 UNITS ACQUIRED ON 08/25/10 58 0000 UNITS ACQUIRED ON 10/07/10	- 2,036.24 182 30 654 84 1,199 10	1,406.54	- 407.07	- 222.63
10/25/11	183.000	STAPLES INC ACCOUNT NUMBER 4025869557 14 0000 UNITS ACQUIRED ON 10/07/10 115 0000 UNITS ACQUIRED ON 10/27/10 54 0000 UNITS ACQUIRED ON 03/03/11	- 3,772.27 289 44 2,350 60 1,132 23	2,689.43	- 999.15	- 83.69
10/26/11	57.000	TEXAS INSTRUMENTS INC ACCOUNT NUMBER 4025869557 57 0000 UNITS ACQUIRED ON 07/12/11	- 1,787 25 1,787 25	1,742.56	- 44.69	0.00
10/31/11	53.000	THERMO FISHER SCIENTIFIC INC ACCOUNT NUMBER 4025869557 53 0000 UNITS ACQUIRED ON 10/06/09	- 2,400.87 2,400 87	2,561 44	0 00	160.57
Total This Period			- \$17,513 76	\$15,162.49	- \$1,450.91	- \$900.36

Gain/Loss information is un-audited and should not be used for tax preparation, estate and/or retirement planning purposes



Account Statement For
VEGSO FAM FDN CONSOLIDATED

Period Covered November 1, 2011 - November 30, 2011

REALIZED GAIN/LOSS DETAIL

DATE SOLD	QUANTITY	ASSET DESCRIPTION	COST BASIS	PROCEEDS	SHORT TERM REALIZED GAIN/LOSS	LONG TERM REALIZED GAIN/LOSS
11/02/11	46.000	AMGEN INC ACCOUNT NUMBER 4025869557 1 0000 UN TS ACQUIRED ON 06/02/10 39 0000 UN TS ACQUIRED ON 12/20/10 6 0000 UNITS ACQUIRED ON 08/26/11	- \$2,621.21 55 71 2,245 88 319 62	\$2,624 71	\$2 15	\$1 35
11/01/11	85 000	AVON PRODS INC ACCOUNT NUMBER 4025869557 85 0000 UNITS ACQUIRED ON 10/06/09	- 2,833.90 2,833 90	1,611.17	0 00	- 1,222.73
11/16/11	30 000	BED BATH & BEYOND INC ACCOUNT NUMBER 4025869557 30 0000 UN TS ACQUIRED ON 04/26/10	- 1,444.63 1,444 63	1,833 19	0 00	388.56
11/28/11	19 000	BED BATH & BEYOND INC ACCOUNT NUMBER 4025869557 17 0000 UNITS ACQUIRED ON 04/26/10 2 0000 UNITS ACQUIRED ON 06/30/10	- 894 18 818 62 75 56	1,113 19	0 00	219 01
11/14/11	14,802.632	HARBOR INTL GROWTH FUND #2017 ACCOUNT NUMBER 4025007694 14,802 6320 UNITS ACQUIRED ON 01/28/11	- 180,000.00 180,000 00	160,164.48	- 19,835 52	0.00
11/29/11	45 000	ORACLE CORPORATION ACCOUNT NUMBER 4025869557 45 0000 UNITS ACQUIRED ON 10/06/09	- 923 48 923 48	1,315 77	0.00	392.29
11/14/11	4,651 163	PIMCO FOREIGN BD FD USD H-INST #103 ACCOUNT NUMBER 4025007694 4,651 1630 UNITS ACQUIRED ON 01/25/07	- 47,116.28 47,116 28	50,000.00	0.00	2,883.72
11/04/11	64.000	TARGET CORP ACCOUNT NUMBER 4025869557 49 0000 UNITS ACQUIRED ON 10/06/09 15 0000 UNITS ACQUIRED ON 08/25/10	- 3,123 97 2,351 02 772 95	3,321 23	0 00	197.26



Account Statement For:
VEGSO FAM FDN CONSOLIDATED

Period Covered November 1, 2011 - November 30, 2011

REALIZED GAIN/LOSS DETAIL *(continued)*

DATE SOLD	QUANTITY	ASSET DESCRIPTION	COST BASIS	PROCEEDS	SHORT TERM REALIZED GAIN/LOSS	LONG TERM REALIZED GAIN/LOSS
11/09/11	72.000	XILINX INC	- 1,751.72	2,326.76	0.00	575.04
		ACCOUNT NUMBER 4025869557				
		72.0000 UNITS ACQUIRED ON 01/25/10	1,751.72			
Total This Period			- \$240,709.37	\$224,310.50	- \$19,833.37	\$3,434.50

Gain/Loss information is un-audited and should not be used for tax preparation, estate and/or retirement planning purposes