



See a Social Security Number? Say Something!
Report Privacy Problems to <https://public.resource.org/privacy>
Or call the IRS Identity Theft Hotline at 1-800-908-4490



Form 990-PF

Return of Private Foundation
or Section 4947(a)(1) Nonexempt Charitable Trust
Treated as a Private Foundation

OMB No 1545-0052

2010

Department of the Treasury
Internal Revenue Service

Note. The foundation may be able to use a copy of this return to satisfy state reporting requirements

For calendar year 2010, or tax year beginning 10-01-2010 , and ending 09-30-2011

G Check all that apply

☐ Initial return

☐ Initial return of a former public charity

☐ Final return

☐ Amended return

☐ Address change

☐ Name change

Name of foundation
ROSARIA P HAUGLAND FOUNDATION

Number and street (or P O box number if mail is not delivered to street address)
1590 WILLAMETTE ST NO 220

Room/suite

City or town, state, and ZIP code
EUGENE, OR 97401

A Employer identification number
20-0270777

B Telephone number (see page 10 of the instructions)
(541) 343-1418

C If exemption application is pending, check here ☐

D 1. Foreign organizations, check here ☐

2. Foreign organizations meeting the 85% test, check here and attach computation ☐

E If private foundation status was terminated under section 507(b)(1)(A), check here ☐

F If the foundation is in a 60-month termination under section 507(b)(1)(B), check here ☐







H Check type of organization ☒ Section 501(c)(3) exempt private foundation

☐ Section 4947(a)(1) nonexempt charitable trust ☐ Other taxable private foundation

I Fair market value of all assets at end of year (from Part II, col. (c), line 16) ☒ \$ 18,952,699

J Accounting method ☒ Cash ☐ Accrual ☐ Other (specify) _____
(Part I, column (d) must be on cash basis.)

Part I Analysis of Revenue and Expenses (The total of amounts in columns (b), (c), and (d) may not necessarily equal the amounts in column (a) (see page 11 of the instructions))		(a) Revenue and expenses per books	(b) Net investment income	(c) Adjusted net income	(d) Disbursements for charitable purposes (cash basis only)
Revenue	1 Contributions, gifts, grants, etc , received (attach schedule)				
	2 Check <input checked="" type="checkbox"/> if the foundation is not required to attach Sch B				
	3 Interest on savings and temporary cash investments				
	4 Dividends and interest from securities.	524,751	524,751		
	5a Gross rents				
	b Net rental income or (loss) _____				
	6a Net gain or (loss) from sale of assets not on line 10	403,692			
	b Gross sales price for all assets on line 6a _____ 7,019,224				
	7 Capital gain net income (from Part IV, line 2)		403,692		
	8 Net short-term capital gain				
	9 Income modifications				
	10a Gross sales less returns and allowances				
Operating and Administrative Expenses	b Less Cost of goods sold				
	c Gross profit or (loss) (attach schedule)				
	11 Other income (attach schedule)	<input checked="" type="checkbox"/> 61,070	53,621		
	12 Total. Add lines 1 through 11	989,513	982,064		
	13 Compensation of officers, directors, trustees, etc	0	0		0
	14 Other employee salaries and wages				
	15 Pension plans, employee benefits				
	16a Legal fees (attach schedule)				
	b Accounting fees (attach schedule)				
	c Other professional fees (attach schedule)				
	17 Interest	425	425		0
	18 Taxes (attach schedule) (see page 14 of the instructions)	<input checked="" type="checkbox"/> 1,646	1,286		0
	19 Depreciation (attach schedule) and depletion . . .				
	20 Occupancy				
	21 Travel, conferences, and meetings				
	22 Printing and publications				
	23 Other expenses (attach schedule)	<input checked="" type="checkbox"/> 145,110	145,110		0
	24 Total operating and administrative expenses.				
	Add lines 13 through 23	147,181	146,821		0
	25 Contributions, gifts, grants paid	909,550			909,550
	26 Total expenses and disbursements. Add lines 24 and 25	1,056,731	146,821		909,550
	27 Subtract line 26 from line 12				
	a Excess of revenue over expenses and disbursements	-67,218			
	b Net investment income (if negative, enter -0-)		835,243		
	c Adjusted net income (if negative, enter -0-)				

Part II Balance Sheets		Attached schedules and amounts in the description column should be for end-of-year amounts only (See instructions)	Beginning of year	End of year	
			(a) Book Value	(b) Book Value	(c) Fair Market Value
Assets	1	Cash—non-interest-bearing			
	2	Savings and temporary cash investments	467,515	2,083,282	2,083,282
	3	Accounts receivable ▶ _____ Less allowance for doubtful accounts ▶ _____			
	4	Pledges receivable ▶ _____ Less allowance for doubtful accounts ▶ _____			
	5	Grants receivable			
	6	Receivables due from officers, directors, trustees, and other disqualified persons (attach schedule) (see page 15 of the instructions)			
	7	Other notes and loans receivable (attach schedule) ▶ _____ Less allowance for doubtful accounts ▶ _____			
	8	Inventories for sale or use			
	9	Prepaid expenses and deferred charges			
	10a	Investments—U S and state government obligations (attach schedule)	2,027,217	 505,203	520,815
	b	Investments—corporate stock (attach schedule)	12,267,680	 11,663,537	11,566,638
	c	Investments—corporate bonds (attach schedule).	835,228	 756,905	741,256
	11	Investments—land, buildings, and equipment basis ▶ _____ Less accumulated depreciation (attach schedule) ▶ _____			
	12	Investments—mortgage loans			
	13	Investments—other (attach schedule)	2,980,053	 3,534,048	4,040,708
	14	Land, buildings, and equipment basis ▶ _____ Less accumulated depreciation (attach schedule) ▶ _____			
15	Other assets (describe ▶ _____)				
16	Total assets (to be completed by all filers—see the instructions Also, see page 1, item I)	18,577,693	18,542,975	18,952,699	
Liabilities	17	Accounts payable and accrued expenses			
	18	Grants payable			
	19	Deferred revenue			
	20	Loans from officers, directors, trustees, and other disqualified persons			
	21	Mortgages and other notes payable (attach schedule)			
	22	Other liabilities (describe ▶ _____)	 0	 32,500	
	23	Total liabilities (add lines 17 through 22)	0	32,500	
Net Assets or Fund Balances	Foundations that follow SFAS 117, check here ▶ <input type="checkbox"/> and complete lines 24 through 26 and lines 30 and 31.				
	24	Unrestricted			
	25	Temporarily restricted			
	26	Permanently restricted			
	Foundations that do not follow SFAS 117, check here ▶ <input checked="" type="checkbox"/> and complete lines 27 through 31.				
	27	Capital stock, trust principal, or current funds	18,577,693	18,510,475	
	28	Paid-in or capital surplus, or land, bldg , and equipment fund	0	0	
	29	Retained earnings, accumulated income, endowment, or other funds	0	0	
	30	Total net assets or fund balances (see page 17 of the instructions)	18,577,693	18,510,475	
	31	Total liabilities and net assets/fund balances (see page 17 of the instructions)	18,577,693	18,542,975	

Part III Analysis of Changes in Net Assets or Fund Balances		
1	Total net assets or fund balances at beginning of year—Part II, column (a), line 30 (must agree with end-of-year figure reported on prior year’s return)	1 18,577,693
2	Enter amount from Part I, line 27a	2 -67,218
3	Other increases not included in line 2 (itemize) ▶ _____	3 0
4	Add lines 1, 2, and 3	4 18,510,475
5	Decreases not included in line 2 (itemize) ▶ _____	5 0
6	Total net assets or fund balances at end of year (line 4 minus line 5)—Part II, column (b), line 30	6 18,510,475

Part IV Capital Gains and Losses for Tax on Investment Income

(a) List and describe the kind(s) of property sold (e g , real estate, 2-story brick warehouse, or common stock, 200 shs MLC Co)		(b) How acquired P—Purchase D—Donation	(c) Date acquired (mo , day, yr)	(d) Date sold (mo , day, yr)
1a	See Additional Data Table			
b				
c				
d				
e				

(e) Gross sales price	(f) Depreciation allowed (or allowable)	(g) Cost or other basis plus expense of sale	(h) Gain or (loss) (e) plus (f) minus (g)
a See Additional Data Table			
b			
c			
d			
e			

Complete only for assets showing gain in column (h) and owned by the foundation on 12/31/69			(I) Gains (Col (h) gain minus col (k), but not less than -0-) or Losses (from col (h))
(i) F M V as of 12/31/69	(j) Adjusted basis as of 12/31/69	(k) Excess of col (i) over col (j), if any	
a See Additional Data Table			
b			
c			
d			
e			

2	Capital gain net income or (net capital loss)	{ If gain, also enter in Part I, line 7 If (loss), enter -0- in Part I, line 7 }	2	403,692
3	Net short-term capital gain or (loss) as defined in sections 1222(5) and (6) If gain, also enter in Part I, line 8, column (c) (see pages 13 and 17 of the instructions) If (loss), enter -0- in Part I, line 8		3	

Part V Qualification Under Section 4940(e) for Reduced Tax on Net Investment Income

(For optional use by domestic private foundations subject to the section 4940(a) tax on net investment income)

If section 4940(d)(2) applies, leave this part blank

Was the foundation liable for the section 4942 tax on the distributable amount of any year in the base period? ☐ Yes ☒ No

If "Yes," the foundation does not qualify under section 4940(e) Do not complete this part

1 Enter the appropriate amount in each column for each year, see page 18 of the instructions before making any entries

(a) Base period years Calendar year (or tax year beginning in)	(b) Adjusted qualifying distributions	(c) Net value of noncharitable-use assets	(d) Distribution ratio (col (b) divided by col (c))
2009	1,293,562	18,350,757	0 070491
2008	1,077,630	19,644,465	0 054857
2007	992,550	23,154,146	0 042867
2006	1,273,684	23,814,269	0 053484
2005	703,850	22,572,368	0 031182

2	Total of line 1, column (d).	2	0 252881
3	Average distribution ratio for the 5-year base period—divide the total on line 2 by 5, or by the number of years the foundation has been in existence if less than 5 years	3	0 050576
4	Enter the net value of noncharitable-use assets for 2010 from Part X, line 5.	4	19,787,219
5	Multiply line 4 by line 3.	5	1,000,758
6	Enter 1% of net investment income (1% of Part I, line 27b).	6	8,352
7	Add lines 5 and 6.	7	1,009,110
8	Enter qualifying distributions from Part XII, line 4.	8	909,550

If line 8 is equal to or greater than line 7, check the box in Part VI, line 1b, and complete that part using a 1% tax rate See the Part VI instructions on page 18

Part VIExcise Tax Based on Investment Income (Section 4940(a), 4940(b), 4940(e), or 4948—see page 18 of the instructions)

1a		Exempt operating foundations described in section 4940(d)(2), check here <input type="checkbox"/> and enter "N/A" on line 1			
		Date of ruling or determination letter _____ (attach copy of letter if necessary—see instructions)			
b		Domestic foundations that meet the section 4940(e) requirements in Part V, check here <input type="checkbox"/> and enter 1% of Part I, line 27b		1	16,705
c		All other domestic foundations enter 2% of line 27b Exempt foreign organizations enter 4% of Part I, line 12, col (b)			
2		Tax under section 511 (domestic section 4947(a)(1) trusts and taxable foundations only Others enter -0-)		2	0
3		Add lines 1 and 2.		3	16,705
4		Subtitle A (income) tax (domestic section 4947(a)(1) trusts and taxable foundations only Others enter -0-)		4	0
5		Tax based on investment income. Subtract line 4 from line 3 If zero or less, enter -0-		5	16,705
6		Credits/Payments			
a		2010 estimated tax payments and 2009 overpayment credited to 2010	6a	61,245	
b		Exempt foreign organizations—tax withheld at source	6b		
c		Tax paid with application for extension of time to file (Form 8868)	6c		
d		Backup withholding erroneously withheld	6d		
7		Total credits and payments Add lines 6a through 6d.		7	61,245
8		Enter any penalty for underpayment of estimated tax Check here <input type="checkbox"/> if Form 2220 is attached		8	
9		Tax due. If the total of lines 5 and 8 is more than line 7, enter amount owed		9	
10		Overpayment. If line 7 is more than the total of lines 5 and 8, enter the amount overpaid.		10	44,540
11		Enter the amount of line 10 to be Credited to 2011 estimated tax <input type="checkbox"/> 44,540	Refunded <input type="checkbox"/>	11	0

Part VII-AStatements Regarding Activities

1a	During the tax year, did the foundation attempt to influence any national, state, or local legislation or did it participate or intervene in any political campaign?		Yes	No
		1a		No
b	Did it spend more than \$100 during the year (either directly or indirectly) for political purposes (see page 19 of the instructions for definition)?			No
	If the answer is "Yes" to 1a or 1b, attach a detailed description of the activities and copies of any materials published or distributed by the foundation in connection with the activities.			
c	Did the foundation file Form 1120-POL for this year?	1c		No
d	Enter the amount (if any) of tax on political expenditures (section 4955) imposed during the year (1) On the foundation <input type="checkbox"/> \$ 0 (2) On foundation managers <input type="checkbox"/> \$ 0			
e	Enter the reimbursement (if any) paid by the foundation during the year for political expenditure tax imposed on foundation managers <input type="checkbox"/> \$ 0			
2	Has the foundation engaged in any activities that have not previously been reported to the IRS? If "Yes," attach a detailed description of the activities.	2		No
3	Has the foundation made any changes, not previously reported to the IRS, in its governing instrument, articles of incorporation, or bylaws, or other similar instruments? If "Yes," attach a conformed copy of the changes	3		No
4a	Did the foundation have unrelated business gross income of \$1,000 or more during the year?	4a		No
b	If "Yes," has it filed a tax return on Form 990-T for this year?	4b		
5	Was there a liquidation, termination, dissolution, or substantial contraction during the year? If "Yes," attach the statement required by General Instruction T.	5		No
6	Are the requirements of section 508(e) (relating to sections 4941 through 4945) satisfied either • By language in the governing instrument, or • By state legislation that effectively amends the governing instrument so that no mandatory directions that conflict with the state law remain in the governing instrument?	6	Yes	
7	Did the foundation have at least \$5,000 in assets at any time during the year? If "Yes," complete Part II, col (c), and Part XV	7	Yes	
8a	Enter the states to which the foundation reports or with which it is registered (see page 19 of the instructions) <input type="checkbox"/> OR, WA _____			
b	If the answer is "Yes" to line 7, has the foundation furnished a copy of Form 990-PF to the Attorney General (or designate) of each state as required by General Instruction G? If "No," attach explanation .	8b	Yes	
9	Is the foundation claiming status as a private operating foundation within the meaning of section 4942(j)(3) or 4942(j)(5) for calendar year 2010 or the taxable year beginning in 2010 (see instructions for Part XIV on page 27)? If "Yes," complete Part XIV	9		No
10	Did any persons become substantial contributors during the tax year? If "Yes," attach a schedule listing their names and addresses	10		No

Part VII-A

Statements Regarding Activities *(continued)*

11	At any time during the year, did the foundation, directly or indirectly, own a controlled entity within the meaning of section 512(b)(13)? If "Yes," attach schedule (see page 20 of the instructions).	11		No
12	Did the foundation acquire a direct or indirect interest in any applicable insurance contract before August 17, 2008?	12		No
13	Did the foundation comply with the public inspection requirements for its annual returns and exemption application? Website address N/A	13	Yes	
14	The books are in care of THE ORGANIZATION Telephone no (541) 343-1418 Located at 1590 WILLAMETTE ST STE 220 EUGENE OR ZIP+4 97401			
15	Section 4947(a)(1) nonexempt charitable trusts filing Form 990-PF in lieu of Form 1041 —Check here <input type="checkbox"/> and enter the amount of tax-exempt interest received or accrued during the year.	15		
16	At any time during calendar year 2010, did the foundation have an interest in or a signature or other authority over a bank, securities, or other financial account in a foreign country?	16		No
See page 20 of the instructions for exceptions and filing requirements for Form TD F 90-22.1. If "Yes", enter the name of the foreign country.				

Part VII-B

Statements Regarding Activities for Which Form 4720 May Be Required

File Form 4720 if any item is checked in the "Yes" column, unless an exception applies.			Yes	No
1a	During the year did the foundation (either directly or indirectly) (1) Engage in the sale or exchange, or leasing of property with a disqualified person? <input type="checkbox"/> Yes <input checked="" type="checkbox"/> No (2) Borrow money from, lend money to, or otherwise extend credit to (or accept it from) a disqualified person? <input type="checkbox"/> Yes <input checked="" type="checkbox"/> No (3) Furnish goods, services, or facilities to (or accept them from) a disqualified person? <input type="checkbox"/> Yes <input checked="" type="checkbox"/> No (4) Pay compensation to, or pay or reimburse the expenses of, a disqualified person? <input type="checkbox"/> Yes <input checked="" type="checkbox"/> No (5) Transfer any income or assets to a disqualified person (or make any of either available for the benefit or use of a disqualified person)? <input type="checkbox"/> Yes <input checked="" type="checkbox"/> No (6) Agree to pay money or property to a government official? (Exception. Check "No" if the foundation agreed to make a grant to or to employ the official for a period after termination of government service, if terminating within 90 days). <input type="checkbox"/> Yes <input checked="" type="checkbox"/> No			
b	If any answer is "Yes" to 1a(1)–(6), did any of the acts fail to qualify under the exceptions described in Regulations section 53.4941(d)-3 or in a current notice regarding disaster assistance (see page 20 of the instructions)? Organizations relying on a current notice regarding disaster assistance check here. <input type="checkbox"/>	1b		
c	Did the foundation engage in a prior year in any of the acts described in 1a, other than excepted acts, that were not corrected before the first day of the tax year beginning in 2010?	1c		No
2	Taxes on failure to distribute income (section 4942) (does not apply for years the foundation was a private operating foundation defined in section 4942(j)(3) or 4942(j)(5))			
a	At the end of tax year 2010, did the foundation have any undistributed income (lines 6d and 6e, Part XIII) for tax year(s) beginning before 2010? If "Yes," list the years 20____, 20____, 20____, 20____ <input type="checkbox"/> Yes <input checked="" type="checkbox"/> No			
b	Are there any years listed in 2a for which the foundation is not applying the provisions of section 4942(a)(2) (relating to incorrect valuation of assets) to the year's undistributed income? (If applying section 4942(a)(2) to all years listed, answer "No" and attach statement—see page 20 of the instructions).	2b		
c	If the provisions of section 4942(a)(2) are being applied to any of the years listed in 2a, list the years here 20____, 20____, 20____, 20____			
3a	Did the foundation hold more than a 2% direct or indirect interest in any business enterprise at any time during the year? <input type="checkbox"/> Yes <input checked="" type="checkbox"/> No			
b	If "Yes," did it have excess business holdings in 2010 as a result of (1) any purchase by the foundation or disqualified persons after May 26, 1969, (2) the lapse of the 5-year period (or longer period approved by the Commissioner under section 4943(c)(7)) to dispose of holdings acquired by gift or bequest, or (3) the lapse of the 10-, 15-, or 20-year first phase holding period? (<i>Use Schedule C, Form 4720, to determine if the foundation had excess business holdings in 2010.</i>)	3b		
4a	Did the foundation invest during the year any amount in a manner that would jeopardize its charitable purposes?	4a		No
b	Did the foundation make any investment in a prior year (but after December 31, 1969) that could jeopardize its charitable purpose that had not been removed from jeopardy before the first day of the tax year beginning in 2010?	4b		No

Part VII-B

Statements Regarding Activities for Which Form 4720 May Be Required (continued)

5a	During the year did the foundation pay or incur any amount to			
	(1) Carry on propaganda, or otherwise attempt to influence legislation (section 4945(e))?	<input type="checkbox"/> Yes <input checked="" type="checkbox"/> No		
	(2) Influence the outcome of any specific public election (see section 4955), or to carry on, directly or indirectly, any voter registration drive?	<input type="checkbox"/> Yes <input checked="" type="checkbox"/> No		
	(3) Provide a grant to an individual for travel, study, or other similar purposes?	<input type="checkbox"/> Yes <input checked="" type="checkbox"/> No		
	(4) Provide a grant to an organization other than a charitable, etc , organization described in section 509(a)(1), (2), or (3), or section 4940(d)(2)? (see page 22 of the instructions).	<input type="checkbox"/> Yes <input checked="" type="checkbox"/> No		
	(5) Provide for any purpose other than religious, charitable, scientific, literary, or educational purposes, or for the prevention of cruelty to children or animals?	<input type="checkbox"/> Yes <input checked="" type="checkbox"/> No		
b	If any answer is "Yes" to 5a(1)–(5), did any of the transactions fail to qualify under the exceptions described in Regulations section 53.4945 or in a current notice regarding disaster assistance (see page 22 of the instructions)? Organizations relying on a current notice regarding disaster assistance check here.	<input type="checkbox"/>	5b	
c	If the answer is "Yes" to question 5a(4), does the foundation claim exemption from the tax because it maintained expenditure responsibility for the grant? <i>If "Yes," attach the statement required by Regulations section 53.4945–5(d).</i>	<input type="checkbox"/> Yes <input type="checkbox"/> No		
6a	Did the foundation, during the year, receive any funds, directly or indirectly, to pay premiums on a personal benefit contract?	<input type="checkbox"/> Yes <input checked="" type="checkbox"/> No		
b	Did the foundation, during the year, pay premiums, directly or indirectly, on a personal benefit contract? <i>If "Yes" to 6b, file Form 8870.</i>		6b	No
7a	At any time during the tax year, was the foundation a party to a prohibited tax shelter transaction?	<input type="checkbox"/> Yes <input checked="" type="checkbox"/> No		
b	If yes, did the foundation receive any proceeds or have any net income attributable to the transaction?		7b	

Part VIII

Information About Officers, Directors, Trustees, Foundation Managers, Highly Paid Employees, and Contractors

1 List all officers, directors, trustees, foundation managers and their compensation (see page 22 of the instructions).				
(a) Name and address	(b) Title, and average hours per week devoted to position	(c) Compensation (If not paid, enter -0-)	(d) Contributions to employee benefit plans and deferred compensation	(e) Expense account, other allowances
See Additional Data Table				
2 Compensation of five highest-paid employees (other than those included on line 1—see page 23 of the instructions). If none, enter "NONE."				
(a) Name and address of each employee paid more than \$50,000	(b) Title, and average hours per week devoted to position	(c) Compensation	(d) Contributions to employee benefit plans and deferred compensation	(e) Expense account, other allowances
NONE				
Total number of other employees paid over \$50,000.				0

Part VIII Information About Officers, Directors, Trustees, Foundation Managers, Highly Paid Employees, and Contractors *(continued)*

3 Five highest-paid independent contractors for professional services (see page 23 of the instructions). If none, enter "NONE".

(a) Name and address of each person paid more than \$50,000	(b) Type of service	(c) Compensation
NONE		


Total number of others receiving over \$ 50,000 for professional services.	0
---	---

Part IX-A Summary of Direct Charitable Activities

List the foundation's four largest direct charitable activities during the tax year. Include relevant statistical information such as the number of organizations and other beneficiaries served, conferences convened, research papers produced, etc.	Expenses
--	----------

1	
2	
3	
4	

Part IX-B Summary of Program-Related Investments (see page 24 of the instructions)

Describe the two largest program-related investments made by the foundation during the tax year on lines 1 and 2	Amount
1 N/A	0
2	
All other program-related investments See page 24 of the instructions	
3 	0

Total. Add lines 1 through 3.	0
--	---

Part X

Minimum Investment Return (All domestic foundations must complete this part. Foreign foundations, see page 24 of the instructions.)

1	Fair market value of assets not used (or held for use) directly in carrying out charitable, etc , purposes		
a	Average monthly fair market value of securities.	1a	16,058,602
b	Average of monthly cash balances.	1b	477,210
c	Fair market value of all other assets (see page 24 of the instructions).	1c	3,552,735
d	Total (add lines 1a, b, and c).	1d	20,088,547
e	Reduction claimed for blockage or other factors reported on lines 1a and 1c (attach detailed explanation).	1e	0
2	Acquisition indebtedness applicable to line 1 assets.	2	0
3	Subtract line 2 from line 1d.	3	20,088,547
4	Cash deemed held for charitable activities Enter 1 1/2% of line 3 (for greater amount, see page 25 of the instructions).	4	301,328
5	Net value of noncharitable-use assets. Subtract line 4 from line 3 Enter here and on Part V, line 4	5	19,787,219
6	Minimum investment return. Enter 5% of line 5.	6	989,361

Part XI

Distributable Amount (see page 25 of the instructions) (Section 4942(j)(3) and (j)(5) private operating foundations and certain foreign organizations check here ☒ and do not complete this part.)

1	Minimum investment return from Part X, line 6.	1	989,361
2a	Tax on investment income for 2010 from Part VI, line 5.	2a	16,705
b	Income tax for 2010 (This does not include the tax from Part VI).	2b	
c	Add lines 2a and 2b.	2c	16,705
3	Distributable amount before adjustments Subtract line 2c from line 1.	3	972,656
4	Recoveries of amounts treated as qualifying distributions.	4	0
5	Add lines 3 and 4.	5	972,656
6	Deduction from distributable amount (see page 25 of the instructions).	6	0
7	Distributable amount as adjusted Subtract line 6 from line 5 Enter here and on Part XIII, line 1.	7	972,656

Part XII

Qualifying Distributions (see page 25 of the instructions)

1	Amounts paid (including administrative expenses) to accomplish charitable, etc , purposes		
a	Expenses, contributions, gifts, etc —total from Part I, column (d), line 26.	1a	909,550
b	Program-related investments—total from Part IX-B.	1b	0
2	Amounts paid to acquire assets used (or held for use) directly in carrying out charitable, etc , purposes.	2	
3	Amounts set aside for specific charitable projects that satisfy the		
a	Suitability test (prior IRS approval required).	3a	
b	Cash distribution test (attach the required schedule).	3b	
4	Qualifying distributions. Add lines 1a through 3b Enter here and on Part V, line 8, and Part XIII, line 4	4	909,550
5	Foundations that qualify under section 4940(e) for the reduced rate of tax on net investment income Enter 1% of Part I, line 27b (see page 26 of the instructions).	5	0
6	Adjusted qualifying distributions. Subtract line 5 from line 4.	6	909,550
Note: The amount on line 6 will be used in Part V, column (b), in subsequent years when calculating whether the foundation qualifies for the section 4940(e) reduction of tax in those years			

Part XIII

Undistributed Income (see page 26 of the instructions)

	(a) Corpus	(b) Years prior to 2009	(c) 2009	(d) 2010
1 Distributable amount for 2010 from Part XI, line 7				972,656
2 Undistributed income, if any, as of the end of 2010				
a Enter amount for 2009 only.			0	
b Total for prior years 20____, 20____, 20____		0		
3 Excess distributions carryover, if any, to 2010				
a From 2005.				
b From 2006.				
c From 2007.				
d From 2008.				
e From 2009.				149,127
f Total of lines 3a through e.	149,127			
4 Qualifying distributions for 2010 from Part XII, line 4 ▶ \$ 909,550				
a Applied to 2009, but not more than line 2a			0	
b Applied to undistributed income of prior years (Election required—see page 26 of the instructions)		0		
c Treated as distributions out of corpus (Election required—see page 26 of the instructions). . .	0			
d Applied to 2010 distributable amount.				909,550
e Remaining amount distributed out of corpus	0			
5 Excess distributions carryover applied to 2010 (If an amount appears in column (d), the same amount must be shown in column (a).)	63,106			63,106
6 Enter the net total of each column as indicated below:				
a Corpus Add lines 3f, 4c, and 4e Subtract line 5	86,021			
b Prior years' undistributed income Subtract line 4b from line 2b.		0		
c Enter the amount of prior years' undistributed income for which a notice of deficiency has been issued, or on which the section 4942(a) tax has been previously assessed.		0		
d Subtract line 6c from line 6b Taxable amount—see page 27 of the instructions . . .		0		
e Undistributed income for 2009 Subtract line 4a from line 2a Taxable amount—see page 27 of the instructions			0	
f Undistributed income for 2010 Subtract lines 4d and 5 from line 1 This amount must be distributed in 2011.				0
7 Amounts treated as distributions out of corpus to satisfy requirements imposed by section 170(b)(1)(F) or 4942(g)(3) (see page 27 of the instructions).	0			
8 Excess distributions carryover from 2005 not applied on line 5 or line 7 (see page 27 of the instructions).	0			
9 Excess distributions carryover to 2011. Subtract lines 7 and 8 from line 6a.	86,021			
10 Analysis of line 9				
a Excess from 2006. . . .				
b Excess from 2007. . . .				
c Excess from 2008. . . .				
d Excess from 2009. . . .				86,021
e Excess from 2010. . . .				

Part XIV

Private Operating Foundations (see page 27 of the instructions and Part VII-A, question 9)

1a

If the foundation has received a ruling or determination letter that it is a private operating foundation, and the ruling is effective for 2010, enter the date of the ruling.

b

Check box to indicate whether the organization is a private operating foundation described in section 4942(j)(3) or 4942(j)(5)

☐ 4942(j)(3) or ☐ 4942(j)(5)

2a	Enter the lesser of the adjusted net income from Part I or the minimum investment return from Part X for each year listed	Tax year	Prior 3 years			(e) Total
		(a) 2010	(b) 2009	(c) 2008	(d) 2007	
b	85% of line 2a					
c	Qualifying distributions from Part XII, line 4 for each year listed					
d	Amounts included in line 2c not used directly for active conduct of exempt activities					
e	Qualifying distributions made directly for active conduct of exempt activities. Subtract line 2d from line 2c					
3	Complete 3a, b, or c for the alternative test relied upon					
a	"Assets" alternative test—enter					
	(1) Value of all assets					
	(2) Value of assets qualifying under section 4942(j)(3)(B)(i)					
b	"Endowment" alternative test— enter 2/3 of minimum investment return shown in Part X, line 6 for each year listed.					
c	"Support" alternative test—enter					
	(1) Total support other than gross investment income (interest, dividends, rents, payments on securities loans (section 512(a)(5)), or royalties).					
	(2) Support from general public and 5 or more exempt organizations as provided in section 4942(j)(3)(B)(iii).					
	(3) Largest amount of support from an exempt organization					
	(4) Gross investment income					

Part XV

Supplementary Information (Complete this part only if the organization had \$5,000 or more in assets at any time during the year—see page 27 of the instructions.)

1

Information Regarding Foundation Managers:

a

List any managers of the foundation who have contributed more than 2% of the total contributions received by the foundation before the close of any tax year (but only if they have contributed more than \$5,000) (See section 507(d)(2))

See Additional Data Table

b

List any managers of the foundation who own 10% or more of the stock of a corporation (or an equally large portion of the ownership of a partnership or other entity) of which the foundation has a 10% or greater interest

2

Information Regarding Contribution, Grant, Gift, Loan, Scholarship, etc., Programs:

Check here ☒ if the foundation only makes contributions to preselected charitable organizations and does not accept unsolicited requests for funds. If the foundation makes gifts, grants, etc. (see page 28 of the instructions) to individuals or organizations under other conditions, complete items 2a, b, c, and d.

a

The name, address, and telephone number of the person to whom applications should be addressed

b

The form in which applications should be submitted and information and materials they should include

c

Any submission deadlines

d

Any restrictions or limitations on awards, such as by geographical areas, charitable fields, kinds of institutions, or other factors

Part XV

Supplementary Information (continued)

3 Grants and Contributions Paid During the Year or Approved for Future Payment

Recipient	If recipient is an individual, show any relationship to any foundation manager or substantial contributor	Foundation status of recipient	Purpose of grant or contribution	Amount
Name and address (home or business)				
a Paid during the year See Additional Data Table				
Total			3a	909,550
b Approved for future payment				
Total			3b	0

Enter gross amounts unless otherwise indicated		Unrelated business income		Excluded by section 512, 513, or 514		(e) Related or exempt function income (See page 28 of the instructions)
		(a) Business code	(b) Amount	(c) Exclusion code	(d) Amount	
1	Program service revenue					
a	_____					
b	_____					
c	_____					
d	_____					
e	_____					
f	_____					
g	Fees and contracts from government agencies					
2	Membership dues and assessments. . . .					
3	Interest on savings and temporary cash investments					
4	Dividends and interest from securities. . . .			14	524,751	
5	Net rental income or (loss) from real estate					
a	Debt-financed property.					
b	Not debt-financed property.					
6	Net rental income or (loss) from personal property					
7	Other investment income.			14	53,621	
8	Gain or (loss) from sales of assets other than inventory			18	403,692	
9	Net income or (loss) from special events					
10	Gross profit or (loss) from sales of inventory. .					
11	Other revenue a PARTNERSHIP INCOME	900004	7,449			
b	_____					
c	_____					
d	_____					
e	_____					
12	Subtotal. Add columns (b), (d), and (e). .		7,449		982,064	0
13	Total. Add line 12, columns (b), (d), and (e).			13		989,513

[illegible]

Part XVII

Information Regarding Transfers To and Transactions and Relationships With Noncharitable Exempt Organizations

1

Did the organization directly or indirectly engage in any of the following with any other organization described in section 501(c) of the Code (other than section 501(c)(3) organizations) or in section 527, relating to political organizations?

a

Transfers from the reporting foundation to a noncharitable exempt organization of

1

Cash.

2

Other assets.

b

Other transactions

1

Sales of assets to a noncharitable exempt organization.

2

Purchases of assets from a noncharitable exempt organization.

3

Rental of facilities, equipment, or other assets.

4

Reimbursement arrangements.

5

Loans or loan guarantees.

6

Performance of services or membership or fundraising solicitations.

c

Sharing of facilities, equipment, mailing lists, other assets, or paid employees.

d

If the answer to any of the above is "Yes," complete the following schedule. Column (b) should always show the fair market value of the goods, other assets, or services given by the reporting foundation. If the foundation received less than fair market value in any transaction or sharing arrangement, show in column (d) the value of the goods, other assets, or services received.

(a)	(b)	(c)	(d)
Line No	Amount involved	Name of noncharitable exempt organization	Description of transfers, transactions, and sharing arrangements

2a

Is the foundation directly or indirectly affiliated with, or related to, one or more tax-exempt organizations described in section 501(c) of the Code (other than section 501(c)(3)) or in section 527?

Yes

No

b

If "Yes," complete the following schedule

(a)	(b)	(c)
Name of organization	Type of organization	Description of relationship

Sign Here

Under penalties of perjury, I declare that I have examined this return, including accompanying schedules and statements, and to the best of my knowledge and belief, it is true, correct, and complete. Declaration of preparer (other than taxpayer or fiduciary) is based on all information of which preparer has any knowledge.

Signature of officer or trustee

2012-06-25

Date

Title

Paid Preparer's Use Only

Preparer's Signature

Firm's name

Firm's address

Date

Firm's EIN

Phone no

Check if self-employed

PTIN

Form 990-PF (2010)

Additional Data

Software ID:

Software Version:

EIN: 20-0270777

Name: ROSARIA P HAUGLAND FOUNDATION

Form 990PF Part IV - Capital Gains and Losses for Tax on Investment Income - Columns a - d

(a) List and describe the kind(s) of property sold (e g , real estate, 2-story brick warehouse, or common stock, 200 shs MLC Co)		(b) How acquired P—Purchase D—Donation	(c) Date acquired (mo , day, yr)	(d) Date sold (mo , day, yr)
A	BAXTER INTL INC COM, 260 SH (CS 035748)	P	2009-06-05	2010-10-22
B	SYMANTEC CORP, 520 SH (CS 035749)	P	2009-02-03	2010-10-28
C	AKAMAI TECHNOLOGIES INC COM, 165 SH (CS 035750)	P	2009-02-03	2010-11-08
D	WEATHERFORD INTL LTD REG ISIN#CH0038838394, 270 SH (CS 035751)	P	2009-02-03	2010-12-09
E	BRISTOL MYERS SQUIBB CO COM, 95 SH (CS 035752)	P	2009-05-28	2010-12-14
F	BRISTOL MYERS SQUIBB CO COM, 285 SH (CS 035753)	P	2009-02-27	2010-12-14
G	BRISTOL MYERS SQUIBB CO COM, 60 SH (CS 035754)	P	2009-02-27	2010-12-14
H	DOLE FOOD CO INC NEW, 650 SH (CS 035755)	P	2009-12-09	2010-12-28
I	MARKEL CORP COM, 2 SH (CS 035756)	P	2009-02-03	2011-01-31
J	HALLIBURTON CO COM, 130 SH (CS 035757)	P	2009-02-03	2011-02-01
K	MARKEL CORP COM, 14 SH (CS 035758)	P	2009-02-03	2011-02-01
L	MARKEL CORP COM, 9 SH (CS 035759)	P	2009-02-03	2011-02-02
M	MARKEL CORP COM, 15 SH (CS 035760)	P	2009-02-03	2011-02-11
N	WEATHERFORD INTL LTD REG ISIN#CH0038838394, 115 SH (CS 035761)	P	2009-02-03	2011-02-14
O	DOLE FOOD CO INC NEW, 70 SH (CS 035762)	P	2010-02-05	2011-02-18
P	HALLIBURTON CO COM, 105 SH (CS 035763)	P	2009-02-03	2011-03-29
Q	BECTON DICKINSON & CO, 75 SH (CS 035764)	P	2009-05-06	2011-05-13
R	UNITEDHEALTH GROUP INC COM, 95 SH (CS 035765)	P	2009-02-03	2011-05-13
S	BECTON DICKINSON & CO, 35 SH (CS 035766)	P	2009-05-06	2011-05-18
T	L 3 COMMUNICATIONS HLDGS INC COM, 105 SH (CS 035767)	P	2009-02-03	2011-07-01
U	UNITEDHEALTH GROUP INC COM, 10 SH (CS 035768)	P	2009-02-03	2011-07-25
V	ENERGIZER HLDGS INC COM, 55 SH (CS 035769)	P	2009-02-03	2011-07-28
W	YUM BRANDS INC COM, 10 SH (CS 035770)	P	2009-02-03	2011-08-30
X	YUM BRANDS INC COM, 40 SH (CS 035771)	P	2009-02-03	2011-09-15
Y	EBAY INC COM, 50 SH (CS 035772)	P	2009-02-03	2011-09-21
Z	NEXTERA ENERGY INC COM, 105 SH (CS 035773)	P	2010-02-18	2011-09-27
AA	ADOBE SYS INC COM, 230 SH (CS 035774)	P	2010-06-23	2011-09-28
AB	APACHE CORP, 10 SH (CS 035775)	P	2008-08-27	2011-09-28
AC	APACHE CORP, 50 SH (CS 035776)	P	2008-08-25	2011-09-28
AD	ACTIVISION BLIZZARD INC COM, 205 SH (CS 035777)	P	2009-09-15	2011-09-28

Form 990PF Part IV - Capital Gains and Losses for Tax on Investment Income - Columns a - d

(a) List and describe the kind(s) of property sold (e g , real estate, 2-story brick warehouse, or common stock, 200 shs MLC Co)		(b) How acquired P—Purchase D—Donation	(c) Date acquired (mo , day, yr)	(d) Date sold (mo , day, yr)
AE	ACTIVISION BLIZZARD INC COM, 630 SH (CS 035778)	P	2009-02-03	2011-09-28
AF	COMCAST CORP CL A, 465 SH (CS 035779)	P	2009-02-03	2011-09-28
AG	CISCO SYSTEMS INC, 400 SH (CS 035780)	P	2009-02-03	2011-09-28
AH	DELL INC COM, 600 SH (CS 035781)	P	2009-02-03	2011-09-28
AI	DOLE FOOD CO INC NEW, 520 SH (CS 035782)	P	2010-05-06	2011-09-28
AJ	DOLE FOOD CO INC NEW, 15 SH (CS 035783)	P	2010-02-05	2011-09-28
AK	EBAY INC COM, 285 SH (CS 035784)	P	2009-02-03	2011-09-28
AL	ENERGIZER HLDGS INC COM, 50 SH (CS 035785)	P	2009-02-03	2011-09-28
AM	GILEAD SCIENCES INC, 45 SH (CS 035786)	P	2009-10-02	2011-09-28
AN	GILEAD SCIENCES INC, 165 SH (CS 035787)	P	2009-08-14	2011-09-28
AO	HARRIS CORP DEL, 90 SH (CS 035788)	P	2009-02-03	2011-09-28
AP	INTUIT INCORPORATED COM, 150 SH (CS 035789)	P	2009-09-10	2011-09-28
AQ	L 3 COMMUNICATIONS HLDGS INC COM, 60 SH (CS 035790)	P	2009-07-07	2011-09-28
AR	L 3 COMMUNICATIONS HLDGS INC COM, 25 SH (CS 035791)	P	2009-02-03	2011-09-28
AS	MCKESSON CORP COM, 80 SH (CS 035792)	P	2009-02-03	2011-09-28
AT	NEXTERA ENERGY INC COM, 100 SH (CS 035793)	P	2010-02-18	2011-09-28
AU	UNITEDHEALTH GROUP INC COM, 245 SH (CS 035794)	P	2009-02-03	2011-09-28
AV	WEATHERFORD INTL LTD REG ISIN#CH0038838394, 80 SH (CS 035795)	P	2009-02-03	2011-09-28
AW	YUM BRANDS INC COM, 145 SH (CS 035796)	P	2009-02-03	2011-09-28
AX	INTERNATIONAL BUSINESS MACHS CORP COM, 20 SH (CS 035797)	P	2009-02-02	2010-10-06
AY	ORACLE CORP COM, 90 SH (CS 035798)	P	2008-10-27	2010-10-22
AZ	BRISTOL MYERS SQUIBB CO COM, 60 SH (CS 035799)	P	2009-04-17	2010-10-27
BA	CONOCOPHILLIPS COM, 10 SH (CS 035800)	P	2009-02-02	2010-11-12
BB	ITT CORP NEW COM, 350 SH (CS 035801)	P	2009-02-02	2010-11-29
BC	CHUBB CORP, 50 SH (CS 035802)	P	2009-02-02	2010-12-09
BD	INTERNATIONAL BUSINESS MACHS CORP COM, 20 SH (CS 035803)	P	2009-02-02	2010-12-20
BE	ACE LIMITED SHS ISIN#CH0044328745, 30 SH (CS 035804)	P	2009-04-24	2011-01-05
BF	FLEXTRONICS INTL LTD ORD SHS ISIN#SG9999000020, 280 SH (CS 035805)	P	2009-02-02	2011-01-10
BG	FLEXTRONICS INTL LTD ORD SHS ISIN#SG9999000020, 410 SH (CS 035806)	P	2009-02-02	2011-02-07
BH	EXELON CORP COM, 190 SH (CS 035807)	P	2009-12-15	2011-02-16

Form 990PF Part IV - Capital Gains and Losses for Tax on Investment Income - Columns a - d

(a) List and describe the kind(s) of property sold (e g , real estate, 2-story brick warehouse, or common stock, 200 shs MLC Co)		(b) How acquired P—Purchase D—Donation	(c) Date acquired (mo , day, yr)	(d) Date sold (mo , day, yr)
BI	CONOCOPHILLIPS COM, 60 SH (CS 035808)	P	2009-02-02	2011-03-21
BJ	ORACLE CORP COM, 90 SH (CS 035809)	P	2008-10-27	2011-03-25
BK	CAPITAL ONE FINL CORP COM, 50 SH (CS 035810)	P	2009-02-02	2011-04-26
BL	WESTERN DIGITAL CORP COM, 150 SH (CS 035811)	P	2010-04-13	2011-05-05
BM	JOHNSON & JOHNSON COM, 60 SH (CS 035812)	P	2010-03-19	2011-05-11
BN	JOHNSON & JOHNSON COM, 60 SH (CS 035813)	P	2009-04-22	2011-05-11
BO	JOHNSON & JOHNSON COM, 80 SH (CS 035814)	P	2009-02-02	2011-05-11
BP	JOHNSON & JOHNSON COM, 66 SH (CS 035815)	P	2008-10-16	2011-05-11
BQ	INTERNATIONAL BUSINESS MACHS CORP COM, 10 SH (CS 035816)	P	2009-02-02	2011-05-20
BR	ST JUDE MED INC COM, 40 SH (CS 035817)	P	2009-04-17	2011-05-25
BS	AT&T INC COM, 60 SH (CS 035818)	P	2009-02-02	2011-06-07
BT	MCGRAW-HILL COS INC COM, 210 SH (CS 035819)	P	2010-04-13	2011-06-09
BU	GAMESTOP CORP NEW CLASS A, 60 SH (CS 035820)	P	2009-05-27	2011-06-15
BV	ST JUDE MED INC COM, 80 SH (CS 035821)	P	2009-04-17	2011-06-17
BW	V F CORP, 22 SH (CS 035822)	P	2009-07-29	2011-06-21
BX	CHUBB CORP, 35 SH (CS 035823)	P	2009-02-02	2011-06-28
BY	MCGRAW-HILL COS INC COM, 80 SH (CS 035824)	P	2010-06-16	2011-07-21
BZ	MCGRAW-HILL COS INC COM, 70 SH (CS 035825)	P	2010-04-13	2011-07-21
CA	ST JUDE MED INC COM, 40 SH (CS 035826)	P	2009-10-06	2011-07-26
CB	ST JUDE MED INC COM, 180 SH (CS 035827)	P	2009-04-17	2011-07-26
CC	ADVANCE AUTO PTS INC COM, 60 SH (CS 035828)	P	2010-03-19	2011-08-11
CD	ADVANCE AUTO PTS INC COM, 110 SH (CS 035829)	P	2010-03-15	2011-08-11
CE	CONOCOPHILLIPS COM, 40 SH (CS 035830)	P	2009-06-05	2011-08-16
CF	CONOCOPHILLIPS COM, 220 SH (CS 035831)	P	2009-02-02	2011-08-16
CG	CHUBB CORP, 30 SH (CS 035832)	P	2009-02-02	2011-08-23
CH	AT&T INC COM, 120 SH (CS 035833)	P	2009-02-02	2011-08-23
CI	V F CORP, 42 SH (CS 035834)	P	2009-07-29	2011-09-23
CJ	BRISTOL MYERS SQUIBB CO COM, 87 SH (CS 035835)	P	2009-04-17	2011-09-28
CK	V F CORP, 16 SH (CS 035836)	P	2009-10-27	2011-09-30
CL	V F CORP, 6 SH (CS 035837)	P	2009-07-29	2011-09-30

Form 990PF Part IV – Capital Gains and Losses for Tax on Investment Income – Columns a – d

(a) List and describe the kind(s) of property sold (e g , real estate, 2-story brick warehouse, or common stock, 200 shs MLC Co)		(b) How acquired P—Purchase D—Donation	(c) Date acquired (mo , day, yr)	(d) Date sold (mo , day, yr)
CM	SYNAPTICS INC COM, 167 SH (CS 035838)	P	2009-09-22	2010-10-22
CN	SYNAPTICS INC COM, 153 SH (CS 035839)	P	2009-09-16	2010-10-22
CO	KINDER MORGAN MGMT LLC SHS, 0 729 SH (CS 035840)	P	2009-02-02	2010-11-12
CP	BRINKS CO COM, 298 SH (CS 035841)	P	2009-02-02	2010-12-03
CQ	CARMAX INC COM, 69 SH (CS 035842)	P	2009-06-18	2010-12-20
CR	CARMAX INC COM, 14 SH (CS 035843)	P	2009-06-17	2010-12-20
CS	KNOLL INC COM NEW, 207 SH (CS 035844)	P	2009-02-02	2010-12-20
CT	UNIVERSAL CORP VA COM, 133 SH (CS 035845)	P	2009-04-27	2010-12-20
CU	UNIVERSAL CORP VA COM, 84 SH (CS 035846)	P	2009-04-27	2010-12-21
CV	KINDER MORGAN MGMT LLC SHS, 0 679 SH (CS 035847)	P	2009-02-02	2011-02-14
CW	FORCE PROTN INC COM NEW C/A EFF 12/19/11 1 OLD/USD 5 52 P/S, 323 SH (CS 035	P	2009-11-24	2011-02-28
CX	FORCE PROTN INC COM NEW C/A EFF 12/19/11 1 OLD/USD 5 52 P/S, 204 SH (CS 035	P	2009-11-23	2011-02-28
CY	FORCE PROTN INC COM NEW C/A EFF 12/19/11 1 OLD/USD 5 52 P/S, 75 SH (CS 0358	P	2009-11-24	2011-03-01
CZ	INVESTORS TITLE CO, 8 SH (CS 035851)	P	2009-02-02	2011-03-09
DA	INVESTORS TITLE CO, 8 SH (CS 035852)	P	2009-02-02	2011-03-10
DB	INVESTORS TITLE CO, 112 SH (CS 035853)	P	2009-02-02	2011-03-14
DC	FORCE PROTN INC COM NEW C/A EFF 12/19/11 1 OLD/USD 5 52 P/S, 264 SH (CS 035	P	2009-12-29	2011-03-22
DD	FORCE PROTN INC COM NEW C/A EFF 12/19/11 1 OLD/USD 5 52 P/S, 244 SH (CS 035	P	2009-12-28	2011-03-22
DE	FORCE PROTN INC COM NEW C/A EFF 12/19/11 1 OLD/USD 5 52 P/S, 243 SH (CS 035	P	2009-11-25	2011-03-22
DF	FORCE PROTN INC COM NEW C/A EFF 12/19/11 1 OLD/USD 5 52 P/S, 6 SH (CS 03585	P	2009-11-24	2011-03-22
DG	FORCE PROTN INC COM NEW C/A EFF 12/19/11 1 OLD/USD 5 52 P/S, 374 SH (CS 035	P	2009-12-31	2011-03-23
DH	FORCE PROTN INC COM NEW C/A EFF 12/19/11 1 OLD/USD 5 52 P/S, 446 SH (CS 035	P	2009-12-30	2011-03-23
DI	FORCE PROTN INC COM NEW C/A EFF 12/19/11 1 OLD/USD 5 52 P/S, 131 SH (CS 035	P	2009-12-29	2011-03-23
DJ	ALLEGHANY CORP DEL COM, 0 62 SH (CS 035861)	P	2009-02-02	2011-04-29
DK	WESCO FINL CORP_C/A EFF 6/24/11 1 OLD/ USD385 P/S, 17 SH (CS 035862)	P	2009-02-02	2011-05-03
DL	CARMAX INC COM, 18 SH (CS 035863)	P	2009-07-15	2011-05-03
DM	CARMAX INC COM, 105 SH (CS 035864)	P	2009-07-14	2011-05-03
DN	CARMAX INC COM, 25 SH (CS 035865)	P	2009-07-07	2011-05-03
DO	CARMAX INC COM, 111 SH (CS 035866)	P	2009-07-01	2011-05-03
DP	CARMAX INC COM, 70 SH (CS 035867)	P	2009-06-18	2011-05-03

Form 990PF Part IV - Capital Gains and Losses for Tax on Investment Income - Columns a - d

(a) List and describe the kind(s) of property sold (e g , real estate, 2-story brick warehouse, or common stock, 200 shs MLC Co)		(b) How acquired P—Purchase D—Donation	(c) Date acquired (mo , day, yr)	(d) Date sold (mo , day, yr)
DQ	KINDER MORGAN MGMT LLC SHS, 0 669 SH (CS 035868)	P	2009-02-02	2011-05-13
DR	ALBEMARLE CORP, 35 SH (CS 035869)	P	2009-02-02	2011-06-27
DS	ALBEMARLE CORP, 94 SH (CS 035870)	P	2009-02-02	2011-08-09
DT	HASBRO INC COM, 42 SH (CS 035871)	P	2009-07-01	2011-08-09
DU	HASBRO INC COM, 68 SH (CS 035872)	P	2009-06-18	2011-08-09
DV	AOL INC COM, 71 SH (CS 035873)	P	2010-07-15	2011-08-11
DW	AOL INC COM, 87 SH (CS 035874)	P	2010-07-14	2011-08-11
DX	AOL INC COM, 77 SH (CS 035875)	P	2010-07-13	2011-08-11
DY	AOL INC COM, 65 SH (CS 035876)	P	2010-07-12	2011-08-11
DZ	AOL INC COM, 87 SH (CS 035877)	P	2010-07-09	2011-08-11
EA	AOL INC COM, 43 SH (CS 035878)	P	2010-07-08	2011-08-11
EB	KINDER MORGAN MGMT LLC SHS, 0 957 SH (CS 035879)	P	2009-02-02	2011-08-12
EC	OWENS AND MINOR INC HLDGS CO INC, 34 5 SH (CS 035880)	P	2009-02-02	2011-08-25
ED	OWENS AND MINOR INC HLDGS CO INC, 30 SH (CS 035881)	P	2007-05-04	2011-08-25
EE	OWENS AND MINOR INC HLDGS CO INC, 5 5 SH (CS 035882)	P	2007-03-15	2011-08-25
EF	CONSTELLATION BRANDS INC CL A, 20 SH (CS 035883)	P	2010-04-30	2011-08-25
EG	CONSTELLATION BRANDS INC CL A, 600 SH (CS 035884)	P	2010-04-29	2011-08-25
EH	ALEXANDER & BALDWIN INC COM C/A EFF 06/06/12 1 OLD / 1 CU 014481105 ALEXANDE	P	2009-02-02	2011-09-28
EI	ADVENT SOFTWARE INC COM, 97 SH (CS 035886)	P	2009-02-02	2011-09-28
EJ	ATWOOD OCEANICS INC, 211 SH (CS 035887)	P	2009-02-02	2011-09-28
EK	CABELAS INC COM CL A, 7 SH (CS 035888)	P	2009-06-18	2011-09-28
EL	CABELAS INC COM CL A, 352 SH (CS 035889)	P	2009-06-17	2011-09-28
EM	CORRECTIONS CORP AMER NEW COM NEW, 288 SH (CS 035890)	P	2009-02-02	2011-09-28
EN	ENERGIZER HLDGS INC COM, 58 SH (CS 035891)	P	2009-02-02	2011-09-28
EO	EATON VANCE CORP COM NON VTG, 332 SH (CS 035892)	P	2009-02-02	2011-09-28
EP	FIRST INDL RLTY TR INC COM, 249 SH (CS 035893)	P	2010-04-09	2011-09-28
EQ	HASBRO INC COM, 5 SH (CS 035894)	P	2009-07-14	2011-09-28
ER	HASBRO INC COM, 18 SH (CS 035895)	P	2009-07-07	2011-09-28
ES	HASBRO INC COM, 38 SH (CS 035896)	P	2009-07-01	2011-09-28
ET	HATTERAS FINL CORP COM, 84 SH (CS 035897)	P	2009-02-02	2011-09-28

Form 990PF Part IV - Capital Gains and Losses for Tax on Investment Income - Columns a - d

(a) List and describe the kind(s) of property sold (e g , real estate, 2-story brick warehouse, or common stock, 200 shs MLC Co)		(b) How acquired P—Purchase D—Donation	(c) Date acquired (mo , day, yr)	(d) Date sold (mo , day, yr)
EU	KINDER MORGAN MGMT LLC SHS, 118 SH (CS 035898)	P	2009-02-02	2011-09-28
EV	KNOLL INC COM NEW, 254 SH (CS 035899)	P	2009-02-02	2011-09-28
EW	MBIA INC, 597 SH (CS 035900)	P	2010-04-09	2011-09-28
EX	MICREL INC COM, 71 SH (CS 035901)	P	2010-05-25	2011-09-28
EY	MICREL INC COM, 92 SH (CS 035902)	P	2010-02-25	2011-09-28
EZ	MICREL INC COM, 393 SH (CS 035903)	P	2010-02-24	2011-09-28
FA	MARTIN MARIETTA MATLS INC COM, 46 SH (CS 035904)	P	2010-04-16	2011-09-28
FB	MONTPELIER RE HOLDINGS LTD SHS ISIN#BMG621851069, 263 SH (CS 035905)	P	2009-02-02	2011-09-28
FC	NEWMARKET CORP COM, 106 SH (CS 035906)	P	2009-02-02	2011-09-28
FD	OLD DOMINION FREIGHT LINE INC COM, 91 SH (CS 035907)	P	2010-04-09	2011-09-28
FE	OLD DOMINION FREIGHT LINE INC COM, 111 SH (CS 035908)	P	2010-04-01	2011-09-28
FF	OWENS AND MINOR INC HLDGS CO INC, 69 SH (CS 035909)	P	2009-02-02	2011-09-28
FG	PRICESMART INC COM, 351 SH (CS 035910)	P	2009-02-02	2011-09-28
FH	STURM RUGER & CO INC, 422 SH (CS 035911)	P	2009-02-02	2011-09-28
FI	SERVICE CORP INTL, 591 SH (CS 035912)	P	2009-02-02	2011-09-28
FJ	TREDEGAR CORP, 199 SH (CS 035913)	P	2009-02-02	2011-09-28
FK	TENET HEALTHCARE CORP, 1085 SH (CS 035914)	P	2009-06-17	2011-09-28
FL	TEJON RANCH CO, 175 SH (CS 035915)	P	2009-02-02	2011-09-28
FM	UDR INC COM, 259 SH (CS 035916)	P	2009-02-02	2011-09-28
FN	VALUECLICK INC COM, 443 SH (CS 035917)	P	2010-05-27	2011-09-28
FO	WHITE MOUNTAINS INSURANCE GROUP LTD ISIN#BMG9618E1075 SHS, 12 SH (CS 035918)	P	2009-02-02	2011-09-28
FP	ALLEGHANY CORP DEL COM, 10 SH (CS 035919)	P	2009-02-02	2011-09-28
FQ	NINTENDO LTD ADR, 90 SH (CS 035920)	P	2009-02-03	2010-10-01
FR	NINTENDO LTD ADR, 60 SH (CS 035921)	P	2009-02-03	2010-10-19
FS	CHUNGHWA TELECOM CO ISIN#US17133Q1067 R/S EFF 01/25/11 1 OLD = 8 NEW CU #171	P	2009-02-03	2010-10-21
FT	CHUNGHWA TELECOM CO ISIN#US17133Q1067 R/S EFF 01/25/11 1 OLD = 8 NEW CU #171	P	2009-02-03	2010-10-22
FU	HOPEWELL HLDGS LTD SPON ADR, 880 SH (CS 035924)	P	2009-02-03	2010-11-16
FV	HOPEWELL HLDGS LTD SPON ADR, 660 SH (CS 035925)	P	2009-02-03	2010-11-17
FW	RWE AG SPONSORED ADR, 30 SH (CS 035926)	P	2003-12-18	2010-11-17
FX	RWE AG SPONSORED ADR, 30 SH (CS 035927)	P	2003-11-20	2010-11-17

Form 990PF Part IV - Capital Gains and Losses for Tax on Investment Income - Columns a - d

(a) List and describe the kind(s) of property sold (e g , real estate, 2-story brick warehouse, or common stock, 200 shs MLC Co)		(b) How acquired P—Purchase D—Donation	(c) Date acquired (mo , day, yr)	(d) Date sold (mo , day, yr)
FY	VERMILION ENERGY INC COM ISIN#CA9237251058, 160 SH (CS 035928)	P	2009-02-03	2010-11-17
FZ	HOPEWELL HLDGS LTD SPON ADR, 460 SH (CS 035929)	P	2009-02-03	2010-11-19
GA	SINGAPORE TELECOMMUNICATIONS LTD SPONSORED ADR NEW 2006, 60 SH (CS 035930)	P	2009-02-03	2010-11-19
GB	SINGAPORE TELECOMMUNICATIONS LTD SPONSORED ADR NEW 2006, 165 SH (CS 035931)	P	2008-08-18	2010-11-19
GC	SINGAPORE TELECOMMUNICATIONS LTD SPONSORED ADR NEW 2006, 55 SH (CS 035932)	P	2008-07-29	2010-11-19
GD	CHUNGHWA TELECOM CO ISIN#US17133Q1067 R/S EFF 01/25/11 1 OLD = 8 NEW CU #171	P	2009-02-03	2010-12-09
GE	CHUNGHWA TELECOM CO ISIN#US17133Q1067 R/S EFF 01/25/11 1 OLD = 8 NEW CU #171	P	2009-02-03	2010-12-10
GF	CHUNGHWA TELECOM CO ISIN#US17133Q1067 R/S EFF 01/25/11 1 OLD = 8 NEW CU #171	P	2009-02-03	2010-12-13
GG	CHUNGHWA TELECOM CO ISIN#US17133Q1067 R/S EFF 01/25/11 1 OLD = 8 NEW CU #171	P	2009-02-03	2010-12-15
GH	VODAFONE GROUP PLC SPON ADR NEW ISIN#US92857W2098, 360 SH (CS 035937)	P	2009-02-03	2010-12-21
GI	ABB LTD SPONSORED ADR, 190 SH (CS 035938)	P	2009-03-10	2011-01-05
GJ	RWE AG SPONSORED ADR, 30 SH (CS 035939)	P	2004-03-31	2011-01-05
GK	RWE AG SPONSORED ADR, 50 SH (CS 035940)	P	2003-12-18	2011-01-05
GL	ABB LTD SPONSORED ADR, 190 SH (CS 035941)	P	2009-03-10	2011-01-06
GM	ITAU UNIBANCO HLDG SA NS SPONSORED ADR REPSTG 500 PFD ISIN#US4655621062, 304	P	2009-04-30	2011-02-08
GN	VERMILION ENERGY INC COM ISIN#CA9237251058, 120 SH (CS 035943)	P	2009-02-03	2011-02-18
GO	VERMILION ENERGY INC COM ISIN#CA9237251058, 100 SH (CS 035944)	P	2009-02-03	2011-02-22
GP	HOPEWELL HLDGS LTD SPON ADR, 1480 SH (CS 035945)	P	2009-02-03	2011-02-23
GQ	HOPEWELL HLDGS LTD SPON ADR, 420 SH (CS 035946)	P	2009-02-03	2011-03-01
GR	NOKIA CORP SPONSORED ADR, 340 SH (CS 035947)	P	2010-01-08	2011-03-18
GS	NOKIA CORP SPONSORED ADR, 40 SH (CS 035948)	P	2009-04-16	2011-03-18
GT	NOKIA CORP SPONSORED ADR, 190 SH (CS 035949)	P	2009-02-03	2011-03-18
GU	COMPANHIA ENERGETICA DE MINAS GERAIS ADR ISIN#US2044096012, 220 SH (CS 0359	P	2009-02-03	2011-04-26
GV	DIAGEO PLC SPONSORED ADR NEW, 70 SH (CS 035951)	P	2009-02-03	2011-04-26
GW	SIEMENS A G SPONSORED ADR ISIN#US8261975010, 55 SH (CS 035952)	P	2010-01-29	2011-04-26
GX	FOSTERS BREWING GRP LTD SPONS ADR NEW C/A EFF 12/6/11 1 OLD / AUD 5 40 PER S	P	2009-09-22	2011-05-26
GY	ZURICH FINL SVCS SPONS ADR N/C EFF 04/09/12 1 OLD / 1 NEW CU 989825104 ZURIC	P	2010-05-10	2011-05-26
GZ	ASTRAZENECA PLC SPONSORED ADR, 250 SH (CS 035955)	P	2009-02-03	2011-05-26
HA	BAE SYS PLC SPONSORED ADR ISIN#US05523R1077, 330 SH (CS 035956)	P	2010-05-12	2011-05-26
HB	BNP PARIBAS SPONSORED ADR REPSTG 25 SHS, 130 SH (CS 035957)	P	2009-02-03	2011-05-26

Form 990PF Part IV - Capital Gains and Losses for Tax on Investment Income - Columns a - d

(a) List and describe the kind(s) of property sold (e g , real estate, 2-story brick warehouse, or common stock, 200 shs MLC Co)		(b) How acquired P—Purchase D—Donation	(c) Date acquired (mo , day, yr)	(d) Date sold (mo , day, yr)
HC	BRITISH AMERN TOB PLC SPONSORED ADR ISIN#US1104481072, 60 SH (CS 035958)	P	2009-02-03	2011-05-26
HD	CHUNGHWA TELECOM CO LTD SPONS ADR NEW 2011 ISIN#US17133Q5027, 60 SH (CS 035	P	2009-02-03	2011-05-26
HE	COMPANHIA ENERGETICA DE MINAS GERAIS ADR ISIN#US2044096012, 267 SH (CS 0359	P	2009-02-03	2011-05-26
HF	DIAGEO PLC SPONSORED ADR NEW, 80 SH (CS 035961)	P	2009-02-03	2011-05-26
HG	ENERPLUS CORP COM ISIN#CA2927661025, 150 SH (CS 035962)	P	2009-02-03	2011-05-26
HH	NESTLE SA SPONSORED ADR REPSTG REG SHS ISIN#US6410694060, 100 SH (CS 035963	P	2009-02-03	2011-05-26
HI	SILICONWARE PRECISION INDS LTD SPONSORED ADR SPIL ISIN#US8270848646, 80 SH	P	2009-04-06	2011-05-26
HJ	TELEFONICA S A ADR SPONS ADR ISIN#US8793822086, 140 SH (CS 035965)	P	2009-04-14	2011-05-26
HK	UNILEVER NV NEW YORK SHS NEW, 420 SH (CS 035966)	P	2009-02-03	2011-05-26
HL	UNITED OVERSEAS BK LTD SPON ADR, 70 SH (CS 035967)	P	2007-01-18	2011-05-26
HM	NOVARTIS AG SPONSORED ADR, 60 SH (CS 035968)	P	2009-02-19	2011-06-06
HN	ENI SPA SPONSORED ADR, 210 SH (CS 035969)	P	2009-02-03	2011-08-17
HO	VODAFONE GROUP PLC SPON ADR NEW ISIN#US92857W2098, 135 SH (CS 035970)	P	2009-02-03	2011-09-01
HP	ALLIANZ SE SPONS ADR REPSTG 1/10 SHS, 630 SH (CS 035971)	P	2009-07-09	2011-09-09
HQ	FOSTERS BREWING GRP LTD SPONS ADR NEW C/A EFF 12/6/11 1 OLD / AUD 5 40 PER S	P	2009-09-23	2011-09-28
HR	FOSTERS BREWING GRP LTD SPONS ADR NEW C/A EFF 12/6/11 1 OLD / AUD 5 40 PER S	P	2009-09-22	2011-09-28
HS	ABB LTD SPONSORED ADR, 100 SH (CS 035974)	P	2010-02-16	2011-09-28
HT	ABB LTD SPONSORED ADR, 200 SH (CS 035975)	P	2009-03-10	2011-09-28
HU	ASTRAZENECA PLC SPONSORED ADR, 30 SH (CS 035976)	P	2009-02-03	2011-09-28
HV	BAYER AG SPONSORED ADR, 75 SH (CS 035977)	P	2009-08-24	2011-09-28
HW	BOC HONG KONG HLDGS LTD SPONSORED ADR, 30 SH (CS 035978)	P	2010-02-22	2011-09-28
HX	BHP BILLITON LTD SPONSORED ADR ISIN#US0886061086, 15 SH (CS 035979)	P	2010-06-11	2011-09-28
HY	BNP PARIBAS SPONSORED ADR REPSTG 25 SHS, 40 SH (CS 035980)	P	2009-02-03	2011-09-28
HZ	BRITISH AMERN TOB PLC SPONSORED ADR ISIN#US1104481072, 120 SH (CS 035981)	P	2009-02-03	2011-09-28
IA	CHUNGHWA TELECOM CO LTD SPONS ADR NEW 2011 ISIN#US17133Q5027, 250 SH (CS 03	P	2009-02-03	2011-09-28
IB	COMPANHIA ENERGETICA DE MINAS GERAIS ADR ISIN#US2044096012, 40 SH (CS 03598	P	2009-02-03	2011-09-28
IC	DIAGEO PLC SPONSORED ADR NEW, 25 SH (CS 035984)	P	2009-02-03	2011-09-28
ID	FRANCE TELECOM SPONSORED ADR, 230 SH (CS 035985)	P	2009-02-03	2011-09-28
IE	GDF SUEZ SPON ADR, 50 SH (CS 035986)	P	2009-12-16	2011-09-28
IF	HSBC HLDGS PLC SPONS ADR NEW, 70 SH (CS 035987)	P	2009-02-03	2011-09-28

Form 990PF Part IV - Capital Gains and Losses for Tax on Investment Income - Columns a - d

(a) List and describe the kind(s) of property sold (e g , real estate, 2-story brick warehouse, or common stock, 200 shs MLC Co)		(b) How acquired P—Purchase D—Donation	(c) Date acquired (mo , day, yr)	(d) Date sold (mo , day, yr)
IG	NESTLE SA SPONSORED ADR REPSTG REG SHS ISIN#US6410694060, 145 SH (CS 035988	P	2009-02-03	2011-09-28
IH	NOVARTIS AG SPONSORED ADR, 105 SH (CS 035989)	P	2009-06-02	2011-09-28
II	NOVARTIS AG SPONSORED ADR, 40 SH (CS 035990)	P	2009-02-19	2011-09-28
IJ	PRIMARIS RETAIL REAL ESTATE INVT TR UNIT ISIN#CA74157U1093, 240 SH (CS 0359	P	2009-02-03	2011-09-28
IK	PETROCHINA CO LTD SPONS ADR ISIN#US71646E1001, 60 SH (CS 035992)	P	2009-02-03	2011-09-28
IL	ROCHE HLDGS LTD SPONSORED ADR ISIN#US7711951043, 40 SH (CS 035993)	P	2010-07-12	2011-09-28
IM	RIOCAN REAL ESTATE INVESTMENT TR UNIT, 180 SH (CS 035994)	P	2009-02-03	2011-09-28
IN	SIEMENS A G SPONSORED ADR ISIN#US8261975010, 75 SH (CS 035995)	P	2010-01-29	2011-09-28
IO	SILICONWARE PRECISION INDS LTD SPONSORED ADR SPIL ISIN#US8270848646, 970 SH	P	2009-04-27	2011-09-28
IP	SILICONWARE PRECISION INDS LTD SPONSORED ADR SPIL ISIN#US8270848646, 300 SH	P	2009-04-06	2011-09-28
IQ	TELEFONICA S A ADR SPONS ADR ISIN#US8793822086, 35 SH (CS 035998)	P	2009-06-24	2011-09-28
IR	TELEFONICA S A ADR SPONS ADR ISIN#US8793822086, 100 SH (CS 035999)	P	2009-04-14	2011-09-28
IS	TESCO PLC SPON ADR ISIN#US8815753020, 390 SH (CS 036000)	P	2010-08-24	2011-09-28
IT	TAIWAN SEMICONDUCTOR MFG CO SPONSORED ADR ISIN#US8740391003, 40 SH (CS 0360	P	2007-12-17	2011-09-28
IU	TREASURY WINE ESTATES LTD SPONS ADR ISIN#US89465J1097, 360 SH (CS 036002)	P	2009-09-22	2011-09-28
IV	UNILEVER NV NEW YORK SHS NEW, 220 SH (CS 036003)	P	2009-02-03	2011-09-28
IW	UNITED OVERSEAS BK LTD SPON ADR, 142 SH (CS 036004)	P	2009-02-03	2011-09-28
IX	UNITED OVERSEAS BK LTD SPON ADR, 53 SH (CS 036005)	P	2007-01-18	2011-09-28
IY	VODAFONE GROUP PLC SPON ADR NEW ISIN#US92857W2098, 270 SH (CS 036006)	P	2009-02-03	2011-09-28
IZ	NOBLE CORPORATION BAAR NAMEN AKT, 10 SH (CS 036007)	P	2009-12-21	2010-12-27
JA	TRANSOCEAN LTD ZUG NAMEN AKT, 35 SH (CS 036008)	P	2009-12-21	2010-12-27
JB	CURRENCYSHARES SWISS FRANC TR SWISS FRANC SHS, 3100 SH (CS 036009)	P	2009-07-22	2010-10-12
JC	SPDR GOLD TR GOLD SHS, 855 SH (CS 036010)	P	2009-07-22	2010-10-27
JD	ISHARES TR COHEN & STEERS REALTY MAJORS INDEX FD, 910 SH (CS 036011)	P	2008-05-15	2010-10-27
JE	ISHARES TR RUSSELL 1000 GROWTH INDEX FD, 4300 SH (CS 036012)	P	2008-05-12	2010-10-27
JF	ISHARES TR DOW JONES U S FINL SVCS COMPOSITE, 950 SH (CS 036013)	P	2007-11-08	2010-10-27
JG	SPDR INDEX SHS FDS DOW JONES INTL REAL ESTATE ETF, 1425 SH (CS 036014)	P	2008-05-15	2010-10-27
JH	TEMPLETON GLOBAL BOND FUND CLASS A, 7336 757 SH (CS 036015)	P	2008-05-19	2010-10-27
JI	VANGUARD INDEX FDS MID-CAP VALUE INDEX VIPER SHS, 5300 SH (CS 036016)	P	2008-05-12	2010-10-27
JJ	BUNDESREPUBLIK DEUTSCHLAND EURO BOND ISIN#DE0001135309 4 000% 07/04/16 REG D	P	2008-09-19	2010-10-28

Form 990PF Part IV - Capital Gains and Losses for Tax on Investment Income - Columns a - d

(a) List and describe the kind(s) of property sold (e g , real estate, 2-story brick warehouse, or common stock, 200 shs MLC Co)		(b) How acquired P—Purchase D—Donation	(c) Date acquired (mo , day, yr)	(d) Date sold (mo , day, yr)
JK	BUNDESREPUBLIK DEUTSCHLAND EURO BOND ISIN#DE0001135309 4 000% 07/04/16 REG D	P	2008-08-27	2010-10-28
JL	THE GROWTH FUND OF AMERICA CLASS F-1, 2487 562 SH (CS 036019)	P	2006-05-22	2010-12-14
JM	FIRST EAGLE OVERSEAS FUND CLASS A, 132 29 SH (CS 036020)	P	2005-12-15	2010-12-14
JN	FIRST EAGLE OVERSEAS FUND CLASS A, 283 784 SH (CS 036021)	P	2004-12-09	2010-12-14
JO	FIRST EAGLE OVERSEAS FUND CLASS A, 662 163 SH (CS 036022)	P	2004-12-09	2010-12-14
JP	FIRST EAGLE OVERSEAS FUND CLASS A, 13 943 SH (CS 036023)	P	2003-12-03	2010-12-14
JQ	TENNESSEE VALLEY AUTH PWR BD 2002 SER A 6 790% 05/23/12 B/E DTD 05/02/02 PUT	P	2007-06-21	2011-02-18
JR	FEDERAL FARM CR BKS CONS SYSTEMWIDE BDS CONS BDS 5 375% 07/18/11 B/E DTD 06/	P	2007-02-06	2011-03-17
JS	ISHARES TR IBOXX USD INVT GRADE CORP BD FD, 1070 SH (CS 036026)	P	2010-02-02	2011-05-10
JT	ISHARES TR IBOXX \$ HIGH YIELD CORP BD FD, 1630 SH (CS 036027)	P	2008-12-22	2011-05-25
JU	HARTFORD CAPITAL APPRECIATION FUND CLASS A, 5020 08 SH (CS 036028)	P	2007-01-22	2011-05-25
JV	COLUMBIA ACORN SELECT FUND CLASS A, 3654 971 SH (CS 036029)	P	2003-10-28	2011-05-25
JW	OPPENHEIMER DEVELOPING MARKETS CLASS A, 2126 453 SH (CS 036030)	P	2004-03-24	2011-05-25
JX	ISHARES TR IBOXX \$ HIGH YIELD CORP BD FD, 325 SH (CS 036031)	P	2008-12-22	2011-05-26
JY	FEDERAL FARM CR BKS CONS SYSTEMWIDE BDS CONS BDS 5 375% 07/18/11 B/E DTD 06/	P	2007-05-09	2011-07-18
JZ	FEDERAL FARM CR BKS CONS SYSTEMWIDE BDS CONS BDS 5 375% 07/18/11 B/E DTD 06/	P	2007-04-24	2011-07-18
KA	FEDERAL FARM CR BKS CONS SYSTEMWIDE BDS CONS BDS 5 375% 07/18/11 B/E DTD 06/	P	2007-02-06	2011-07-18
KB	THE GROWTH FUND OF AMERICA CLASS F-1, 4493 17 SH (CS 036035)	P	2006-05-22	2011-09-21
KC	HARTFORD CAPITAL APPRECIATION FUND CLASS A, 161 039 SH (CS 036036)	P	2007-11-14	2011-09-21
KD	HARTFORD CAPITAL APPRECIATION FUND CLASS A, 4263 74 SH (CS 036037)	P	2007-01-22	2011-09-21
KE	JP MORGAN U S LARGE CAP CORE PLUS FUND CLASS A, 8077 544 SH (CS 036038)	P	2009-07-22	2011-09-21
KF	PRINCIPAL MIDCAP BLEND FUND CLASS A, 7627 765 SH (CS 036039)	P	2009-12-01	2011-09-21
KG	THORNBURG INTERNATIONAL VALUE FUND CLASS A, 7306 889 SH (CS 036040)	P	2004-12-15	2011-09-21
KH	SG STRUCTURED PRODUCTS MTN 0 000% 06/22/15 B/E DTD 03/23/11, 250000 SH (CS	P	2011-03-16	2011-07-13
KI	BAXTER INTL INC COM, 60 SH (CS 036042)	P	2010-04-22	2010-10-22
KJ	SYMANTEC CORP, 320 SH (CS 036043)	P	2010-05-07	2010-10-28
KK	BRISTOL MYERS SQUIBB CO COM, 320 SH (CS 036044)	P	2010-10-28	2010-12-14
KL	DOLE FOOD CO INC NEW, 140 SH (CS 036045)	P	2010-02-05	2010-12-28
KM	BECTON DICKINSON & CO, 220 SH (CS 036046)	P	2010-10-28	2011-05-18
KN	YAMANA GOLD INC COM ISIN#CA98462Y1007, 305 SH (CS 036047)	P	2011-05-04	2011-08-19

Form 990PF Part IV - Capital Gains and Losses for Tax on Investment Income - Columns a - d

(a) List and describe the kind(s) of property sold (e g , real estate, 2-story brick warehouse, or common stock, 200 shs MLC Co)		(b) How acquired P—Purchase D—Donation	(c) Date acquired (mo , day, yr)	(d) Date sold (mo , day, yr)
KO	YAMANA GOLD INC COM ISIN#CA98462Y1007, 60 SH (CS 036048)	P	2011-05-04	2011-09-08
KP	SOUTHWEST AIRLS CO COM, 950 SH (CS 036049)	P	2010-12-15	2011-09-20
KQ	SOUTHWEST AIRLS CO COM, 1085 SH (CS 036050)	P	2010-12-14	2011-09-20
KR	YAMANA GOLD INC COM ISIN#CA98462Y1007, 585 SH (CS 036051)	P	2011-05-04	2011-09-28
KS	BROADCOM CORP CL A, 315 SH (CS 036052)	P	2011-06-08	2011-09-28
KT	CME GROUP INC COM, 20 SH (CS 036053)	P	2011-02-15	2011-09-28
KU	DOLE FOOD CO INC NEW, 470 SH (CS 036054)	P	2010-10-28	2011-09-28
KV	EOG RES INC COM, 80 SH (CS 036055)	P	2010-11-03	2011-09-28
KW	FORD MOTOR CO DEL COM PAR, 560 SH (CS 036056)	P	2011-07-28	2011-09-28
KX	ITRON INC COM, 45 SH (CS 036057)	P	2010-12-03	2011-09-28
KY	L 3 COMMUNICATIONS HLDGS INC COM, 30 SH (CS 036058)	P	2010-10-28	2011-09-28
KZ	MERCK & CO INC NEW COM, 310 SH (CS 036059)	P	2010-12-14	2011-09-28
LA	STATE STR CORP COM, 115 SH (CS 036060)	P	2011-04-13	2011-09-28
LB	ADVANCE AUTO PTS INC COM, 40 SH (CS 036061)	P	2010-03-02	2010-11-11
LC	PARTNERRE LTD SHS ISIN#BMG6852T1053, 60 SH (CS 036062)	P	2010-04-26	2011-01-14
LD	ADVANCE AUTO PTS INC COM, 10 SH (CS 036063)	P	2010-03-15	2011-01-18
LE	ADVANCE AUTO PTS INC COM, 40 SH (CS 036064)	P	2010-03-02	2011-01-18
LF	ADVANCE AUTO PTS INC COM, 30 SH (CS 036065)	P	2010-03-15	2011-02-07
LG	RESEARCH IN MOTION LTD COM ISIN#CA7609751028, 200 SH (CS 036066)	P	2010-09-27	2011-02-14
LH	EXELON CORP COM, 90 SH (CS 036067)	P	2010-05-17	2011-02-16
LI	EXELON CORP COM, 10 SH (CS 036068)	P	2010-02-17	2011-02-16
LJ	MCGRAW-HILL COS INC COM, 40 SH (CS 036069)	P	2011-01-21	2011-07-21
LK	ST JUDE MED INC COM, 50 SH (CS 036070)	P	2011-01-07	2011-07-26
LL	BRINKS CO COM, 95 SH (CS 036071)	P	2010-09-24	2010-12-03
LM	MARTIN MARIETTA MATLS INC COM, 5 SH (CS 036072)	P	2010-04-16	2010-12-20
LN	CAPELLA ED CO COM, 21 SH (CS 036073)	P	2010-12-20	2011-06-21
LO	QLT INC COM, 234 SH (CS 036074)	P	2011-02-01	2011-06-22
LP	QLT INC COM, 159 SH (CS 036075)	P	2011-01-31	2011-06-22
LQ	AOL INC COM, 37 SH (CS 036076)	P	2010-10-22	2011-08-11
LR	AOL INC COM, 137 SH (CS 036077)	P	2010-09-24	2011-08-11

Form 990PF Part IV - Capital Gains and Losses for Tax on Investment Income - Columns a - d

(a) List and describe the kind(s) of property sold (e g , real estate, 2-story brick warehouse, or common stock, 200 shs MLC Co)		(b) How acquired P—Purchase D—Donation	(c) Date acquired (mo , day, yr)	(d) Date sold (mo , day, yr)
LS	CAPELLA ED CO COM, 51 SH (CS 036078)	P	2010-12-20	2011-08-25
LT	AMERICAN EAGLE OUTFITTERS INC NEW COM, 98 SH (CS 036079)	P	2011-08-25	2011-09-28
LU	CAPELLA ED CO COM, 79 SH (CS 036080)	P	2010-12-21	2011-09-28
LV	CAPELLA ED CO COM, 106 SH (CS 036081)	P	2010-12-20	2011-09-28
LW	EATON VANCE CORP COM NON VTG, 78 SH (CS 036082)	P	2011-03-22	2011-09-28
LX	KAMAN CORP COM, 9 SH (CS 036083)	P	2011-06-29	2011-09-28
LY	KAMAN CORP COM, 11 SH (CS 036084)	P	2011-06-28	2011-09-28
LZ	KAMAN CORP COM, 74 SH (CS 036085)	P	2011-06-27	2011-09-28
MA	KAMAN CORP COM, 75 SH (CS 036086)	P	2011-06-24	2011-09-28
MB	KAMAN CORP COM, 41 SH (CS 036087)	P	2011-06-23	2011-09-28
MC	NU SKIN ENTERPRISES INC CL A, 193 SH (CS 036088)	P	2011-05-03	2011-09-28
MD	NINTENDO LTD ADR, 110 SH (CS 036089)	P	2010-01-08	2010-10-19
ME	BOC HONG KONG HLDGS LTD SPONSORED ADR, 130 SH (CS 036090)	P	2010-02-22	2011-01-05
MF	ITAU UNIBANCO HLDG SA NS SPONSORED ADR REPSTG 500 PFD ISIN#US4655621062, 66	P	2010-05-10	2011-02-08
MG	HOPEWELL HLDGS LTD SPON ADR, 20 SH (CS 036092)	P	2010-05-05	2011-03-01
MH	HOPEWELL HLDGS LTD SPON ADR, 390 SH (CS 036093)	P	2010-05-05	2011-03-01
MI	HOPEWELL HLDGS LTD SPON ADR, 30 SH (CS 036094)	P	2010-05-04	2011-03-01
MJ	ZURICH FINL SVCS SPONS ADR N/C EFF 04/09/12 1 OLD / 1 NEW CU 989825104 ZURIC	P	2010-05-10	2011-03-18
MK	ITAU UNIBANCO HLDG SA NS SPONSORED ADR REPSTG 500 PFD ISIN#US4655621062, 100	P	2010-05-10	2011-03-18
ML	ITAU UNIBANCO HLDG SA NS SPONSORED ADR REPSTG 500 PFD ISIN#US4655621062, 280	P	2010-10-07	2011-04-27
MM	ITAU UNIBANCO HLDG SA NS SPONSORED ADR REPSTG 500 PFD ISIN#US4655621062, 64	P	2010-05-10	2011-04-27
MN	BHP BILLITON LTD SPONSORED ADR ISIN#US0886061086, 70 SH (CS 036099)	P	2010-06-11	2011-05-26
MO	QBE INS GROUP LTD SPONS ADR ISIN#US74728G6052, 90 SH (CS 036100)	P	2011-04-27	2011-05-26
MP	ROYAL DUTCH SHELL PLC SPONSORED ADR REPSTG B SHS ISIN#US7802591070, 80 SH (P	2010-10-15	2011-05-26
MQ	ROCHE HLDGS LTD SPONSORED ADR ISIN#US7711951043, 140 SH (CS 036102)	P	2010-07-12	2011-05-26
MR	SINGAPORE AIRLS LTD ADR, 310 SH (CS 036103)	P	2010-11-19	2011-05-26
MS	ASAHI GLASS ADR, 140 SH (CS 036104)	P	2011-06-07	2011-09-28
MT	ASAHI GLASS ADR, 890 SH (CS 036105)	P	2011-03-16	2011-09-28
MU	CANADIAN OIL SANDS LTD COM ISIN#CA13643E1051 , 365 SH (CS 036106)	P	2011-02-22	2011-09-28
MV	DEUTSCHE POST AG SPONS ADR ISIN#US25157Y2028, 110 SH (CS 036107)	P	2011-02-09	2011-09-28

Form 990PF Part IV - Capital Gains and Losses for Tax on Investment Income - Columns a - d

(a) List and describe the kind(s) of property sold (e g , real estate, 2-story brick warehouse, or common stock, 200 shs MLC Co)		(b) How acquired P—Purchase D—Donation	(c) Date acquired (mo , day, yr)	(d) Date sold (mo , day, yr)
MW	FRANCE TELECOM SPONSORED ADR, 20 SH (CS 036108)	P	2010-10-21	2011-09-28
MX	MTN GROUP LTD SPONSORED ADR, 280 SH (CS 036109)	P	2010-12-22	2011-09-28
MY	NITTO DENKO CORP ADR, 110 SH (CS 036110)	P	2011-03-16	2011-09-28
MZ	QBE INS GROUP LTD SPONS ADR ISIN#US74728G6052, 340 SH (CS 036111)	P	2011-04-27	2011-09-28
NA	ROYAL DUTCH SHELL PLC SPONSORED ADR REPSTG B SHS ISIN#US7802591070, 80 SH (P	2010-10-15	2011-09-28
NB	SINGAPORE AIRLS LTD ADR, 300 SH (CS 036113)	P	2010-11-19	2011-09-28
NC	SMITHS GROUP PLC SPONS ADR, 150 SH (CS 036114)	P	2011-09-07	2011-09-28
ND	SILICONWARE PRECISION INDS LTD SPONSORED ADR SPIL ISIN#US8270848646, 930 SH	P	2011-01-05	2011-09-28
NE	BAE SYS PLC SPONSORED ADR, 240 SH (CS 036116)	P	2009-12-21	2010-12-07
NF	BAE SYS PLC SPONSORED ADR, 90 SH (CS 036117)	P	2010-05-13	2010-12-07
NG	RWE AG SPONSORED ADR, 35 SH (CS 036118)	P	2009-12-21	2010-12-07
NH	RWE AG SPONSORED ADR, 20 SH (CS 036119)	P	2010-05-13	2010-12-07
NI	KAYNE ANDERSON MLP INVT CO COM, 6350 SH (CS 036120)	P	2010-02-02	2010-10-27
NJ	EURO CURRENCY, 252771 81 SH (CS 036121)	P	2010-10-28	2010-10-28
NK	ALTRIA GROUP INC COM, 47 SH (CS 036122)	P	2010-11-10	2011-01-21
NL	COLGATE PALMOLIVE CO, 91 SH (CS 036123)	P	2010-11-10	2011-01-21
NM	ROCHE HLDGS LTD SPONSORED ADR ISIN#US7711951043, 37 SH (CS 036124)	P	2010-11-10	2011-01-21
NN	TELEFONICA S A ADR SPONS ADR ISIN#US8793822086, 56 SH (CS 036125)	P	2010-11-10	2011-01-21
NO	TOTAL S A SPONSORED ADR, 28 SH (CS 036126)	P	2010-11-10	2011-01-21
NP	ALTRIA GROUP INC COM, 1401 SH (CS 036127)	P	2010-11-10	2011-05-20
NQ	BHP BILLITON LTD SPONSORED ADR, 111 SH (CS 036128)	P	2010-11-10	2011-05-20
NR	CANON INC ADR REPSTG 5 SHR, 500 SH (CS 036129)	P	2010-11-10	2011-05-20
NS	COCA COLA COMPANY, 236 SH (CS 036130)	P	2010-11-10	2011-05-20
NT	DIAGEO PLC SPONSORED ADR NEW, 92 SH (CS 036131)	P	2010-11-10	2011-05-20
NU	DOMINION RES INC VA COM, 344 SH (CS 036132)	P	2010-11-10	2011-05-20
NV	HUNTINGTON INGALLS INDS INC COM, 18 SH (CS 036133)	P	2010-11-10	2011-05-20
NW	KIMBERLY CLARK CORP, 164 SH (CS 036134)	P	2010-11-10	2011-05-20
NX	NEXTERA ENERGY INC COM, 624 SH (CS 036135)	P	2010-11-10	2011-05-20
NY	PETROCHINA CO LTD SPONS ADR ISIN#US71646E1001, 217 SH (CS 036136)	P	2010-11-10	2011-05-20
NZ	SANOFI SPONS ADR, 599 SH (CS 036137)	P	2010-11-10	2011-05-20

Form 990PF Part IV - Capital Gains and Losses for Tax on Investment Income - Columns a - d

(a) List and describe the kind(s) of property sold (e g , real estate, 2-story brick warehouse, or common stock, 200 shs MLC Co)		(b) How acquired P—Purchase D—Donation	(c) Date acquired (mo , day, yr)	(d) Date sold (mo , day, yr)
OA	STATOIL ASA SPONSORED ADR, 1077 SH (CS 036138)	P	2010-11-10	2011-05-20
OB	THOMSON REUTERS CORP COM, 885 SH (CS 036139)	P	2010-11-10	2011-05-20
OC	3M CO COM, 139 SH (CS 036140)	P	2010-11-10	2011-05-20
OD	VF CORP, 87 SH (CS 036141)	P	2010-11-10	2011-05-20
OE	ROCHE HLDGS LTD SPONSORED ADR, 956 SH (CS 036142)	P	2010-11-10	2011-08-18
OF	ROCHE HOLGS LTD SPONSORED ADR, 94 SH (CS 036143)	P	2010-11-10	2011-08-18
OG	CHINA MOBILE LTD SPON ADR SA, 179 SH (CS 036144)	P	2010-11-10	2011-09-23
OH	ECOPETROL SA SPONSORED ADS, 97 SH (CS 036145)	P	2011-05-20	2011-09-23
OI	BUCKEYE PARTNERS LP, 211 UNITS	P	2009-02-05	2010-10-01
OJ	INERGY LP, 389 UNITS	P	2009-02-05	1920-01-05
OK	CAPITAL GAINS DIVIDENDS	P		

Form 990PF Part IV - Capital Gains and Losses for Tax on Investment Income - Columns e - h

(e) Gross sales price		(f) Depreciation allowed (or allowable)	(g) Cost or other basis plus expense of sale	(h) Gain or (loss) (e) plus (f) minus (g)
A	13,269		12,423	846
B	8,538		7,638	900
C	8,899		2,298	6,601
D	5,679		2,859	2,820
E	2,503		1,855	648
F	7,509		5,373	2,136
G	1,581		1,131	450
H	8,663		7,671	992
I	805		590	215
J	5,862		2,228	3,634
K	5,645		4,133	1,512
L	3,618		2,657	961
M	6,261		4,428	1,833
N	2,927		1,218	1,709
O	1,030		763	267
P	5,121		1,800	3,321
Q	6,638		4,606	2,032
R	4,853		2,745	2,108
S	3,129		2,150	979
T	9,240		8,106	1,134
U	526		289	237
V	4,482		2,574	1,908
W	543		274	269
X	2,142		1,097	1,045
Y	1,673		612	1,061
Z	5,823		4,802	1,021
AA	5,863		6,978	-1,115
AB	850		1,194	-344
AC	4,251		5,638	-1,387
AD	2,495		2,365	130

Form 990PF Part IV - Capital Gains and Losses for Tax on Investment Income - Columns e - h

(e) Gross sales price		(f) Depreciation allowed (or allowable)	(g) Cost or other basis plus expense of sale	(h) Gain or (loss) (e) plus (f) minus (g)
AE	7,668		5,524	2,144
AF	10,398		6,709	3,689
AG	6,485		6,072	413
AH	9,079		5,528	3,551
AI	5,320		5,809	-489
AJ	153		163	-10
AK	9,140		3,491	5,649
AL	3,490		2,340	1,150
AM	1,792		2,012	-220
AN	6,572		7,335	-763
AO	3,228		3,750	-522
AP	7,259		4,201	3,058
AQ	3,765		3,845	-80
AR	1,569		1,930	-361
AS	6,045		3,555	2,490
AT	5,447		4,573	874
AU	11,851		7,080	4,771
AV	1,047		847	200
AW	7,701		3,975	3,726
AX	2,748		1,820	928
AY	2,599		1,489	1,110
AZ	1,613		1,247	366
BA	623		460	163
BB	15,844		15,376	468
BC	2,934		2,100	834
BD	2,896		1,820	1,076
BE	1,871		1,327	544
BF	2,246		745	1,501
BG	3,251		1,091	2,160
BH	7,854		9,733	-1,879

Form 990PF Part IV - Capital Gains and Losses for Tax on Investment Income - Columns e - h

(e) Gross sales price		(f) Depreciation allowed (or allowable)	(g) Cost or other basis plus expense of sale	(h) Gain or (loss) (e) plus (f) minus (g)
BI	4,668		2,762	1,906
BJ	2,999		1,489	1,510
BK	2,696		805	1,891
BL	5,706		6,055	-349
BM	3,990		3,907	83
BN	3,990		3,074	916
BO	5,320		4,591	729
BP	4,389		4,171	218
BQ	1,699		910	789
BR	1,971		1,442	529
BS	1,827		1,486	341
BT	8,698		7,612	1,086
BU	1,577		1,375	202
BV	3,834		2,885	949
BW	2,329		1,400	929
BX	2,166		1,470	696
BY	3,540		2,446	1,094
BZ	3,098		2,537	561
CA	1,913		1,371	542
CB	8,607		6,490	2,117
CC	3,286		2,567	719
CD	6,024		4,627	1,397
CE	2,673		1,790	883
CF	14,701		10,128	4,573
CG	1,784		1,260	524
CH	3,427		2,972	455
CI	5,251		2,673	2,578
CJ	2,712		1,808	904
CK	1,991		1,174	817
CL	747		382	365

Form 990PF Part IV - Capital Gains and Losses for Tax on Investment Income - Columns e - h

(e) Gross sales price		(f) Depreciation allowed (or allowable)	(g) Cost or other basis plus expense of sale	(h) Gain or (loss) (e) plus (f) minus (g)
CM	4,460		4,468	-8
CN	4,086		4,355	-269
CO			27	-27
CP	7,772		7,949	-177
CQ	2,446		897	1,549
CR	496		177	319
CS	3,427		1,445	1,982
CT	5,527		4,028	1,499
CU	3,499		2,544	955
CV			25	-25
CW	1,615		1,725	-110
CX	1,020		1,091	-71
CY	370		400	-30
CZ	245		272	-27
DA	244		272	-28
DB	3,438		3,806	-368
DC	1,304		1,425	-121
DD	1,206		1,336	-130
DE	1,201		1,272	-71
DF	30		32	-2
DG	1,825		1,974	-149
DH	2,176		2,395	-219
DI	639		707	-68
DJ	204		158	46
DK	6,640		5,032	1,608
DL	618		273	345
DM	3,604		1,514	2,090
DN	858		338	520
DO	3,810		1,635	2,175
DP	2,403		910	1,493

Form 990PF Part IV - Capital Gains and Losses for Tax on Investment Income - Columns e - h

(e) Gross sales price		(f) Depreciation allowed (or allowable)	(g) Cost or other basis plus expense of sale	(h) Gain or (loss) (e) plus (f) minus (g)
DQ			24	-24
DR	2,314		794	1,520
DS	5,100		2,132	2,968
DT	1,456		1,036	420
DU	2,357		1,687	670
DV	820		1,535	-715
DW	1,005		1,830	-825
DX	889		1,619	-730
DY	751		1,340	-589
DZ	1,005		1,766	-761
EA	496		884	-388
EB			34	-34
EC	971		914	57
ED	844		716	128
EE	155		126	29
EF	376		367	9
EG	11,288		11,198	90
EH	8,794		5,051	3,743
EI	2,055		1,124	931
EJ	7,248		3,458	3,790
EK	153		77	76
EL	7,718		3,898	3,820
EM	6,622		4,035	2,587
EN	4,058		2,743	1,315
EO	7,400		6,471	929
EP	2,069		2,159	-90
EQ	174		119	55
ER	625		418	207
ES	1,319		938	381
ET	2,145		2,075	70

Form 990PF Part IV - Capital Gains and Losses for Tax on Investment Income - Columns e - h

(e) Gross sales price		(f) Depreciation allowed (or allowable)	(g) Cost or other basis plus expense of sale	(h) Gain or (loss) (e) plus (f) minus (g)
EU	7,086		4,147	2,939
EV	3,566		1,773	1,793
EW	4,436		4,614	-178
EX	698		756	-58
EY	904		854	50
EZ	3,863		3,716	147
FA	3,008		4,176	-1,168
FB	4,562		3,717	845
FC	16,460		3,428	13,032
FD	2,698		2,100	598
FE	3,291		2,462	829
FF	2,009		1,827	182
FG	23,450		5,921	17,529
FH	12,535		2,757	9,778
FI	5,591		2,637	2,954
FJ	2,990		3,321	-331
FK	4,536		3,083	1,453
FL	4,368		3,812	556
FM	5,944		3,028	2,916
FN	7,496		5,086	2,410
FO	4,765		2,931	1,834
FP	2,868		2,546	322
FQ	2,775		3,393	-618
FR	1,913		2,262	-349
FS	9,198		7,087	2,111
FT	324		251	73
FU	2,760		2,974	-214
FV	2,044		2,231	-187
FW	2,002		1,154	848
FX	2,002		935	1,067

Form 990PF Part IV - Capital Gains and Losses for Tax on Investment Income - Columns e - h

(e) Gross sales price		(f) Depreciation allowed (or allowable)	(g) Cost or other basis plus expense of sale	(h) Gain or (loss) (e) plus (f) minus (g)
FY	6,119		3,355	2,764
FZ	1,404		1,555	-151
GA	1,429		1,022	407
GB	3,929		4,060	-131
GC	1,310		1,419	-109
GD	729		537	192
GE	724		537	187
GF	2,400		1,790	610
GG	2,863		2,148	715
GH	9,517		7,027	2,490
GI	4,153		2,404	1,749
GJ	2,021		1,355	666
GK	3,368		1,923	1,445
GL	4,125		2,404	1,721
GM	6,611		3,852	2,759
GN	6,031		2,517	3,514
GO	5,056		2,097	2,959
GP	4,445		5,002	-557
GQ	1,295		1,420	-125
GR	2,809		4,491	-1,682
GS	331		584	-253
GT	1,570		2,291	-721
GU	4,480		2,128	2,352
GV	5,555		3,734	1,821
GW	7,805		5,008	2,797
GX	1,808		1,640	168
GY	1,824		1,549	275
GZ	12,903		9,797	3,106
HA	7,145		6,963	182
HB	4,818		2,275	2,543

Form 990PF Part IV - Capital Gains and Losses for Tax on Investment Income - Columns e - h

(e) Gross sales price		(f) Depreciation allowed (or allowable)	(g) Cost or other basis plus expense of sale	(h) Gain or (loss) (e) plus (f) minus (g)
HC	5,376		3,282	2,094
HD	1,928		1,342	586
HE	5,085		2,583	2,502
HF	6,588		4,268	2,320
HG	4,789		3,021	1,768
HH	6,316		3,478	2,838
HI	502		506	-4
HJ	3,293		2,793	500
HK	13,385		9,374	4,011
HL	2,167		1,743	424
HM	3,778		2,469	1,309
HN	8,065		8,985	-920
HO	3,575		2,635	940
HP	5,592		5,632	-40
HQ	5,616		4,499	1,117
HR	6,448		5,083	1,365
HS	1,759		1,828	-69
HT	3,519		2,531	988
HU	1,344		1,176	168
HV	4,271		4,743	-472
HW	1,346		1,384	-38
HX	1,042		970	72
HY	805		700	105
HZ	10,511		6,564	3,947
IA	8,290		5,593	2,697
IB	616		387	229
IC	1,963		1,334	629
ID	3,768		5,475	-1,707
IE	1,533		2,119	-586
IF	2,786		2,404	382

Form 990PF Part IV - Capital Gains and Losses for Tax on Investment Income - Columns e - h

(e) Gross sales price		(f) Depreciation allowed (or allowable)	(g) Cost or other basis plus expense of sale	(h) Gain or (loss) (e) plus (f) minus (g)
IG	8,019		5,043	2,976
IH	5,910		4,192	1,718
II	2,252		1,646	606
IJ	4,800		1,997	2,803
IK	7,365		4,381	2,984
IL	1,611		1,420	191
IM	4,561		2,140	2,421
IN	7,005		6,829	176
IO	4,608		6,211	-1,603
IP	1,425		1,896	-471
IQ	677		775	-98
IR	1,934		1,995	-61
IS	6,993		7,411	-418
IT	475		379	96
IU	1,224		966	258
IV	6,972		4,910	2,062
IW	3,749		2,201	1,548
IX	1,399		1,320	79
IY	7,029		5,270	1,759
IZ	344		416	-72
JA	2,394		2,932	-538
JB	320,137		290,345	29,792
JC	110,697		80,018	30,679
JD	58,777		80,959	-22,182
JE	230,652		251,568	-20,916
JF	49,012		101,241	-52,229
JG	57,067		80,635	-23,568
JH	100,000		86,427	13,573
JI	264,266		279,020	-14,754
JJ	229,422		217,245	12,177

Form 990PF Part IV - Capital Gains and Losses for Tax on Investment Income - Columns e - h

(e) Gross sales price		(f) Depreciation allowed (or allowable)	(g) Cost or other basis plus expense of sale	(h) Gain or (loss) (e) plus (f) minus (g)
JK	114,711		111,078	3,633
JL	75,000		77,438	-2,438
JM	3,028		3,023	5
JN	6,496		5,906	590
JO	15,157		13,780	1,377
JP	319		246	73
JQ	269,680		255,000	14,680
JR	254,280		250,568	3,712
JS	118,524		112,171	6,353
JT	149,830		118,656	31,174
JU	175,000		189,257	-14,257
JV	100,000		65,168	34,832
JW	75,000		44,656	30,344
JX	29,861		23,658	6,203
JY	400,000		400,000	0
JZ	500,000		500,000	0
KA	100,000		100,000	0
KB	125,000		139,872	-14,872
KC	4,549		6,503	-1,954
KD	120,451		160,743	-40,292
KE	150,000		123,990	26,010
KF	100,000		85,278	14,722
KG	175,000		144,970	30,030
KH	253,000		250,005	2,995
KI	3,062		2,999	63
KJ	5,254		5,115	139
KK	8,432		8,579	-147
KL	1,866		1,526	340
KM	19,670		16,775	2,895
KN	4,738		3,683	1,055

Form 990PF Part IV - Capital Gains and Losses for Tax on Investment Income - Columns e - h

(e) Gross sales price		(f) Depreciation allowed (or allowable)	(g) Cost or other basis plus expense of sale	(h) Gain or (loss) (e) plus (f) minus (g)
KO	1,026		725	301
KP	8,292		12,029	-3,737
KQ	9,470		13,948	-4,478
KR	8,067		7,064	1,003
KS	10,959		10,723	236
KT	5,141		5,843	-702
KU	4,809		4,299	510
KV	6,156		7,007	-851
KW	5,685		6,957	-1,272
KX	1,508		2,395	-887
KY	1,883		2,110	-227
KZ	10,060		11,373	-1,313
LA	3,804		5,278	-1,474
LB	2,739		1,660	1,079
LC	4,858		4,879	-21
LD	627		421	206
LE	2,509		1,660	849
LF	1,936		1,262	674
LG	13,201		9,666	3,535
LH	3,720		3,710	10
LI	413		445	-32
LJ	1,770		1,508	262
LK	2,391		2,043	348
LL	2,478		2,197	281
LM	467		454	13
LN	928		1,342	-414
LO	1,610		1,660	-50
LP	1,094		1,114	-20
LQ	427		939	-512
LR	1,582		3,289	-1,707

Form 990PF Part IV - Capital Gains and Losses for Tax on Investment Income - Columns e - h

(e) Gross sales price		(f) Depreciation allowed (or allowable)	(g) Cost or other basis plus expense of sale	(h) Gain or (loss) (e) plus (f) minus (g)
LS	1,581		3,258	-1,677
LT	1,194		1,000	194
LU	2,416		5,101	-2,685
LV	3,242		6,772	-3,530
LW	1,739		2,430	-691
LX	258		312	-54
LY	315		376	-61
LZ	2,117		2,494	-377
MA	2,146		2,532	-386
MB	1,173		1,359	-186
MC	8,266		6,381	1,885
MD	3,507		3,824	-317
ME	9,253		5,997	3,256
MF	1,435		1,394	41
MG	62		58	4
MH	1,202		1,137	65
MI	92		87	5
MJ	7,370		5,974	1,396
MK	2,152		2,112	40
ML	6,771		7,006	-235
MM	1,548		1,352	196
MN	6,559		4,529	2,030
MO	1,661		1,891	-230
MP	5,670		4,956	714
MQ	5,993		4,970	1,023
MR	7,012		7,705	-693
MS	1,359		1,598	-239
MT	8,642		11,388	-2,746
MU	7,458		11,325	-3,867
MV	1,458		2,089	-631

Form 990PF Part IV - Capital Gains and Losses for Tax on Investment Income - Columns e - h

(e) Gross sales price		(f) Depreciation allowed (or allowable)	(g) Cost or other basis plus expense of sale	(h) Gain or (loss) (e) plus (f) minus (g)
MW	328		464	-136
MX	4,886		5,526	-640
MY	4,313		5,661	-1,348
MZ	4,199		7,145	-2,946
NA	5,056		4,956	100
NB	5,274		7,457	-2,183
NC	2,250		2,378	-128
ND	4,418		5,400	-982
NE	4,839		5,323	-484
NF	1,815		1,809	6
NG	2,245		3,334	-1,089
NH	1,283		1,531	-248
NI	166,217		149,896	16,321
NJ	350,847		348,244	2,603
NK	1,134		1,181	-47
NL	7,152		6,978	174
NM	1,363		1,358	5
NN	1,390		1,407	-17
NO	1,626		1,522	104
NP	38,996		35,191	3,805
NQ	10,384		9,875	509
NR	22,555		24,246	-1,691
NS	16,085		14,733	1,352
NT	7,652		7,102	550
NU	16,550		14,694	1,856
NV	684		677	7
NW	11,203		10,196	1,007
NX	36,363		33,633	2,730
NY	28,900		28,363	537
NZ	23,214		20,748	2,466

Form 990PF Part IV - Capital Gains and Losses for Tax on Investment Income - Columns e - h

(e) Gross sales price		(f) Depreciation allowed (or allowable)	(g) Cost or other basis plus expense of sale	(h) Gain or (loss) (e) plus (f) minus (g)
OA	26,898		23,122	3,776
OB	34,060		33,516	544
OC	13,100		11,948	1,152
OD	8,706		6,989	1,717
OE	39,155		35,083	4,072
OF	3,851		4,008	-157
OG	8,606		9,361	-755
OH	3,897		4,217	-320
OI	12,650		19,739	-7,089
OJ	14,108		20,768	-6,660
OK	38,363			38,363

Form 990PF Part IV - Capital Gains and Losses for Tax on Investment Income - Columns i - I

Complete only for assets showing gain in column (h) and owned by the foundation on 12/31/69				(l) Gains (Col (h) gain minus col (k), but not less than -0-) or Losses (from col (h))
(i) F M V as of 12/31/69		(j) Adjusted basis as of 12/31/69	(k) Excess of col (i) over col (j), if any	
A				846
B				900
C				6,601
D				2,820
E				648
F				2,136
G				450
H				992
I				215
J				3,634
K				1,512
L				961
M				1,833
N				1,709
O				267
P				3,321
Q				2,032
R				2,108
S				979
T				1,134
U				237
V				1,908
W				269
X				1,045
Y				1,061
Z				1,021
AA				-1,115
AB				-344
AC				-1,387
AD				130

Form 990PF Part IV - Capital Gains and Losses for Tax on Investment Income - Columns i - l

Complete only for assets showing gain in column (h) and owned by the foundation on 12/31/69				(l) Gains (Col (h) gain minus col (k), but not less than -0-) or Losses (from col (h))
(i) F M V as of 12/31/69		(j) Adjusted basis as of 12/31/69	(k) Excess of col (i) over col (j), if any	
AE				2,144
AF				3,689
AG				413
AH				3,551
AI				-489
AJ				-10
AK				5,649
AL				1,150
AM				-220
AN				-763
AO				-522
AP				3,058
AQ				-80
AR				-361
AS				2,490
AT				874
AU				4,771
AV				200
AW				3,726
AX				928
AY				1,110
AZ				366
BA				163
BB				468
BC				834
BD				1,076
BE				544
BF				1,501
BG				2,160
BH				-1,879

Form 990PF Part IV - Capital Gains and Losses for Tax on Investment Income - Columns i - l

Complete only for assets showing gain in column (h) and owned by the foundation on 12/31/69				(l) Gains (Col (h) gain minus col (k), but not less than -0-) or Losses (from col (h))
(i) F M V as of 12/31/69		(j) Adjusted basis as of 12/31/69	(k) Excess of col (i) over col (j), if any	
BI				1,906
BJ				1,510
BK				1,891
BL				-349
BM				83
BN				916
BO				729
BP				218
BQ				789
BR				529
BS				341
BT				1,086
BU				202
BV				949
BW				929
BX				696
BY				1,094
BZ				561
CA				542
CB				2,117
CC				719
CD				1,397
CE				883
CF				4,573
CG				524
CH				455
CI				2,578
CJ				904
CK				817
CL				365

Form 990PF Part IV - Capital Gains and Losses for Tax on Investment Income - Columns i - l

Complete only for assets showing gain in column (h) and owned by the foundation on 12/31/69			(l) Gains (Col (h) gain minus col (k), but not less than -0-) or Losses (from col (h))
(i) F M V as of 12/31/69		(j) Adjusted basis as of 12/31/69	
CM			-8
CN			-269
CO			-27
CP			-177
CQ			1,549
CR			319
CS			1,982
CT			1,499
CU			955
CV			-25
CW			-110
CX			-71
CY			-30
CZ			-27
DA			-28
DB			-368
DC			-121
DD			-130
DE			-71
DF			-2
DG			-149
DH			-219
DI			-68
DJ			46
DK			1,608
DL			345
DM			2,090
DN			520
DO			2,175
DP			1,493

Form 990PF Part IV - Capital Gains and Losses for Tax on Investment Income - Columns i - l

Complete only for assets showing gain in column (h) and owned by the foundation on 12/31/69				(l) Gains (Col (h) gain minus col (k), but not less than -0-) or Losses (from col (h))
(i) F M V as of 12/31/69		(j) Adjusted basis as of 12/31/69	(k) Excess of col (i) over col (j), if any	
DQ				-24
DR				1,520
DS				2,968
DT				420
DU				670
DV				-715
DW				-825
DX				-730
DY				-589
DZ				-761
EA				-388
EB				-34
EC				57
ED				128
EE				29
EF				9
EG				90
EH				3,743
EI				931
EJ				3,790
EK				76
EL				3,820
EM				2,587
EN				1,315
EO				929
EP				-90
EQ				55
ER				207
ES				381
ET				70

Form 990PF Part IV - Capital Gains and Losses for Tax on Investment Income - Columns i - l

Complete only for assets showing gain in column (h) and owned by the foundation on 12/31/69				(l) Gains (Col (h) gain minus col (k), but not less than -0-) or Losses (from col (h))
(i) F M V as of 12/31/69		(j) Adjusted basis as of 12/31/69	(k) Excess of col (i) over col (j), if any	
EU				2,939
EV				1,793
EW				-178
EX				-58
EY				50
EZ				147
FA				-1,168
FB				845
FC				13,032
FD				598
FE				829
FF				182
FG				17,529
FH				9,778
FI				2,954
FJ				-331
FK				1,453
FL				556
FM				2,916
FN				2,410
FO				1,834
FP				322
FQ				-618
FR				-349
FS				2,111
FT				73
FU				-214
FV				-187
FW				848
FX				1,067

Form 990PF Part IV - Capital Gains and Losses for Tax on Investment Income - Columns i - l

Complete only for assets showing gain in column (h) and owned by the foundation on 12/31/69				(l) Gains (Col (h) gain minus col (k), but not less than -0-) or Losses (from col (h))
(i) F M V as of 12/31/69		(j) Adjusted basis as of 12/31/69	(k) Excess of col (i) over col (j), if any	
FY				2,764
FZ				-151
GA				407
GB				-131
GC				-109
GD				192
GE				187
GF				610
GG				715
GH				2,490
GI				1,749
GJ				666
GK				1,445
GL				1,721
GM				2,759
GN				3,514
GO				2,959
GP				-557
GQ				-125
GR				-1,682
GS				-253
GT				-721
GU				2,352
GV				1,821
GW				2,797
GX				168
GY				275
GZ				3,106
HA				182
HB				2,543

Form 990PF Part IV - Capital Gains and Losses for Tax on Investment Income - Columns i - l

Complete only for assets showing gain in column (h) and owned by the foundation on 12/31/69				(l) Gains (Col (h) gain minus col (k), but not less than -0-) or Losses (from col (h))
(i) F M V as of 12/31/69		(j) Adjusted basis as of 12/31/69	(k) Excess of col (i) over col (j), if any	
HC				2,094
HD				586
HE				2,502
HF				2,320
HG				1,768
HH				2,838
HI				-4
HJ				500
HK				4,011
HL				424
HM				1,309
HN				-920
HO				940
HP				-40
HQ				1,117
HR				1,365
HS				-69
HT				988
HU				168
HV				-472
HW				-38
HX				72
HY				105
HZ				3,947
IA				2,697
IB				229
IC				629
ID				-1,707
IE				-586
IF				382

Form 990PF Part IV - Capital Gains and Losses for Tax on Investment Income - Columns i - I

Complete only for assets showing gain in column (h) and owned by the foundation on 12/31/69				(l) Gains (Col (h) gain minus col (k), but not less than -0-) or Losses (from col (h))
(i) F M V as of 12/31/69		(j) Adjusted basis as of 12/31/69	(k) Excess of col (i) over col (j), if any	
IG				2,976
IH				1,718
II				606
IJ				2,803
IK				2,984
IL				191
IM				2,421
IN				176
IO				-1,603
IP				-471
IQ				-98
IR				-61
IS				-418
IT				96
IU				258
IV				2,062
IW				1,548
IX				79
IY				1,759
IZ				-72
JA				-538
JB				29,792
JC				30,679
JD				-22,182
JE				-20,916
JF				-52,229
JG				-23,568
JH				13,573
JI				-14,754
JJ				12,177

Form 990PF Part IV - Capital Gains and Losses for Tax on Investment Income - Columns i - l

Complete only for assets showing gain in column (h) and owned by the foundation on 12/31/69				(l) Gains (Col (h) gain minus col (k), but not less than -0-) or Losses (from col (h))
(i) F M V as of 12/31/69		(j) Adjusted basis as of 12/31/69	(k) Excess of col (i) over col (j), if any	
JK				3,633
JL				-2,438
JM				5
JN				590
JO				1,377
JP				73
JQ				14,680
JR				3,712
JS				6,353
JT				31,174
JU				-14,257
JV				34,832
JW				30,344
JX				6,203
JY				0
JZ				0
KA				0
KB				-14,872
KC				-1,954
KD				-40,292
KE				26,010
KF				14,722
KG				30,030
KH				2,995
KI				63
KJ				139
KK				-147
KL				340
KM				2,895
KN				1,055

Form 990PF Part IV - Capital Gains and Losses for Tax on Investment Income - Columns i - l

Complete only for assets showing gain in column (h) and owned by the foundation on 12/31/69				(l) Gains (Col (h) gain minus col (k), but not less than -0-) or Losses (from col (h))
(i) F M V as of 12/31/69		(j) Adjusted basis as of 12/31/69	(k) Excess of col (i) over col (j), if any	
KO				301
KP				-3,737
KQ				-4,478
KR				1,003
KS				236
KT				-702
KU				510
KV				-851
KW				-1,272
KX				-887
KY				-227
KZ				-1,313
LA				-1,474
LB				1,079
LC				-21
LD				206
LE				849
LF				674
LG				3,535
LH				10
LI				-32
LJ				262
LK				348
LL				281
LM				13
LN				-414
LO				-50
LP				-20
LQ				-512
LR				-1,707

Form 990PF Part IV - Capital Gains and Losses for Tax on Investment Income - Columns i - l

Complete only for assets showing gain in column (h) and owned by the foundation on 12/31/69				(l) Gains (Col (h) gain minus col (k), but not less than -0-) or Losses (from col (h))
(i) F M V as of 12/31/69		(j) Adjusted basis as of 12/31/69	(k) Excess of col (i) over col (j), if any	
LS				-1,677
LT				194
LU				-2,685
LV				-3,530
LW				-691
LX				-54
LY				-61
LZ				-377
MA				-386
MB				-186
MC				1,885
MD				-317
ME				3,256
MF				41
MG				4
MH				65
MI				5
MJ				1,396
MK				40
ML				-235
MM				196
MN				2,030
MO				-230
MP				714
MQ				1,023
MR				-693
MS				-239
MT				-2,746
MU				-3,867
MV				-631

Form 990PF Part IV - Capital Gains and Losses for Tax on Investment Income - Columns i - l

Complete only for assets showing gain in column (h) and owned by the foundation on 12/31/69			(l) Gains (Col (h) gain minus col (k), but not less than -0-) or Losses (from col (h))
(i) F M V as of 12/31/69		(j) Adjusted basis as of 12/31/69	
		(k) Excess of col (i) over col (j), if any	
MW			-136
MX			-640
MY			-1,348
MZ			-2,946
NA			100
NB			-2,183
NC			-128
ND			-982
NE			-484
NF			6
NG			-1,089
NH			-248
NI			16,321
NJ			2,603
NK			-47
NL			174
NM			5
NN			-17
NO			104
NP			3,805
NQ			509
NR			-1,691
NS			1,352
NT			550
NU			1,856
NV			7
NW			1,007
NX			2,730
NY			537
NZ			2,466

Form 990PF Part IV - Capital Gains and Losses for Tax on Investment Income - Columns i - l

Complete only for assets showing gain in column (h) and owned by the foundation on 12/31/69				(l) Gains (Col (h) gain minus col (k), but not less than -0-) or Losses (from col (h))
(i) F M V as of 12/31/69		(j) Adjusted basis as of 12/31/69	(k) Excess of col (i) over col (j), if any	
OA				3,776
OB				544
OC				1,152
OD				1,717
OE				4,072
OF				-157
OG				-755
OH				-320
OI				-7,089
OJ				-6,660
OK				38,363


Form 990PF Part VIII Line 1 - List all officers, directors, trustees, foundation managers and their compensation

(a) Name and address	(b) Title, and average hours per week devoted to position	(c) Compensation (If not paid, enter -0-)	(d) Contributions to employee benefit plans and deferred compensation	(e) Expense account, other allowances
ROSARIA P HAUGLAND	PRESIDENT, TREASURER AND D 5 00	0	0	0
1590 WILLAMETTE ST 220 EUGENE,OR 97401				
ALEXANDER D HAUGLAND	VICE PRESIDENT,DIRECTOR 0 00	0	0	0
1590 WILLAMETTE ST 220 EUGENE,OR 97401				
CAROLYN K FOWLER	SECRETARY, DIRECTOR 10 00	0	0	0
1590 WILLAMETTE ST 220 EUGENE,OR 97401				
MARINA HAUGLAND MARTIN	DIRECTOR 0 00	0	0	0
1590 WILLAMETTE ST 220 EUGENE,OR 97401				
ALAN EVANS	DIRECTOR 0 00	0	0	0
1590 WILLAMETTE ST 220 EUGENE,OR 97401				


Form 990PF Part XV Line 1a - List any managers of the foundation who have contributed more than 2% of the total contributions received by the foundation before the close of any tax year (but only if they have contributed more than \$5,000).

ROSARIA P HAUGLAND
ALEXANDER D HAUGLAND
MARINA HAUGLAND MARTIN

Form 990PF Part XV Line 3 - Grants and Contributions Paid During the Year or Approved for Future Payment

Recipient	If recipient is an individual, show any relationship to any foundation manager or substantial contributor	Foundation status of recipient	Purpose of grant or contribution	Amount
Name and address (home or business)				
a <i>Paid during the year</i>				
ASIAN WOMEN AND CHILDREN'S CENTERS PO BOX 50971 EUGENE,OR 97405	NONE	PUBLIC CHARITY	OPERATING SUPPORT	5,000
BIRTH TO THREE 86 CENTENNIAL LOOP EUGENE,OH 97401	NONE	PUBLIC CHARITY	OPERATING SUPPORT	500
CASCADIA CONCERT OPERA PO BOX 11424 EUGENE,OR 97440	NONE	PUBLIC CHARITY	SUPPORT OF CURRENT YEAR OPERATIONS TO PROMOTE OPERA WITHIN THE COMMUNITY	1,500
CENTER FOR COMMUNITY COUNSELING 1465 COBURG ROAD EUGENE,OR 97401	NONE	PUBLIC CHARITY	OPERATING SUPPORT	5,000
CHAMBER MUSIC AMICI PO BOX 50824 EUGENE,OR 97405	NONE	PUBLIC CHARITY	CONCERT SPONSORSHIP	1,500
CHERRY BLOSSOM MUSICAL ARTS 1887 FRIENDLY STREET EUGENE,OR 97405	NONE	PUBLIC CHARITY	PROMOTION OF ARTS WITHIN THE COMMUNITY	1,800
DOCTOR'S WITHOUT BORDERS 333 7TH AVENUE NEWYORK,NY 10001	NONE	PUBLIC CHARITY	OPERATING SUPPORT	500
EUGENE BALLET COMPANY PO BOX 11200 EUGENE,OR 97440	NONE	PUBLIC CHARITY	OPERATING SUPPORT	240,000
EUGENE CONCERT CHOIR 1590 WILLAMETTE ST 400 EUGENE,OR 97401	NONE	PUBLIC CHARITY	OPERATING SUPPORT	30,000
EUGENE OPERA 1590 WILLAMETTE ST EUGENE,OR 97401	NONE	PUBLIC CHARITY	OPERATING SUPPORT	25,000
EUGENE SYMPHONY 115 WEST 8TH AVENUE SUITE 115 EUGENE,OR 97401	NONE	PUBLIC CHARITY	CONCERT SPONSORSHIP	10,000
HIV ALLIANCE 1966 GARDEN AVENUE EUGENE,OR 97403	NONE	PUBLIC CHARITY	OPERATING SUPPORT	20,000
KWAX RADIO UNIVERSITY OF OREGON AGATE HALL EUGENE,OR 97403	NONE	PUBLIC CHARITY	OPERATING SUPPORT	800
LANE COMMUNITY COLLEGE FOUNDATION 4000 E 30TH AVE EUGENE,OR 97405	NONE	SCHOOL	OPERATING SUPPORT	101,000
LORD LEEBRICK THEATRE 540 CHARNELTON STREET EUGENE,OR 97401	NONE	PUBLIC CHARITY	OPERATING SUPPORT	20,000
Total  3a				909,550

Form 990PF Part XV Line 3 - Grants and Contributions Paid During the Year or Approved for Future Payment

Recipient	If recipient is an individual, show any relationship to any foundation manager or substantial contributor	Foundation status of recipient	Purpose of grant or contribution	Amount
Name and address (home or business)				
a Paid during the year				
NATURE CONSERVANCY 821 SE 14TH AVENUE PORTLAND,OR 97214	NONE	PUBLIC CHARITY	OPERATING SUPPORT	5,000
NORTHWEST YOUTH CORPS 2621 AUGUSTA STREET EUGENE,OR 97403	NONE	PUBLIC CHARITY	OPERATING SUPPORT	6,000
OPB 7140 SW MACADAM PORTLAND,OR 97219	NONE	PUBLIC CHARITY	OPERATING SUPPORT	500
OPHELIA'S PLACE 1577 PEARL 200 EUGENE,OR 97401	NONE	PUBLIC CHARITY	OPERATING SUPPORT	220,000
OREGON COMMUNITY FOUNDATION 1221 SW YAMHILL ST STE 100 PORTLAND,OR 97205	NONE	PUBLIC CHARITY	ARTS DEVELOPMENT WITHIN COMMUNITY	25,000
OREGON MOZART PLAYERS PO BOX 11474 EUGENE,OR 97440	NONE	PUBLIC CHARITY	OPERATING SUPPORT	30,450
OREGON SHAKESPEARE FESTIVAL 15 SOUTH PIONEER STREET ASHLAND,OR 97520	NONE	PUBLIC CHARITY	OPERATING SUPPORT	5,000
OREGON SOCIAL LEARNING CENTER 10 SHELTON MCMURPHEY BLVD EUGENE,OR 97401	NONE	PUBLIC CHARITY	CONFERENCE SPONSOR	2,000
PLANNED PARENTHOOD OF SW OREGON 360 E 10TH AVE STE 104 EUGENE,OR 97401	NONE	PUBLIC CHARITY	BUILDING FUND	100,000
RELIEF NURSERY INC 1720 W 25TH AVE EUGENE,OR 97405	NONE	PUBLIC CHARITY	OPERATING SUPPORT	5,000
RICHARD E WILDISH COMMUNITY THEATER PO BOX 620 SPRINGFIELD,OR 97477	NONE	PUBLIC CHARITY	OPERATING SUPPORT	1,000
SACRED HEART MEDICAL CENTER 123 INTERNATIONAL WAY SPRINGFIELD,OR 97477	NONE	PUBLIC CHARITY	OPERATING SUPPORT	1,000
SHELTERCARE PO BOX 23338 EUGENE,OR 97402	NONE	PUBLIC CHARITY	GENERAL USE	1,000
UNITED WAY OF LANE COUNTY 3171 GATEWAY LOOP SPRINGFIELD,OR 97477	NONE	PUBLIC CHARITY	SUPPORT OF CURRENT YEAR OPERATIONS	10,000
VOLUNTEERS IN MEDICINE 3321 W 11TH AVE EUGENE,OR 97402	NONE	PUBLIC CHARITY	OPERATING SUPPORT	15,000
Total  3a				909,550

Form 990PF Part XV Line 3 - Grants and Contributions Paid During the Year or Approved for Future Payment

Recipient	If recipient is an individual, show any relationship to any foundation manager or substantial contributor	Foundation status of recipient	Purpose of grant or contribution	Amount
Name and address (home or business)				
a <i>Paid during the year</i>				
WOMENSPACE PO BOX 50127 EUGENE,OR 97405	NONE	PUBLIC CHARITY	OPERATING SUPPORT	15,000
ZONTA INTERNATIONAL PO BOX 111171 EUGENE,OR 97440	NONE	PUBLIC CHARITY	OPERATING SUPPORT	5,000
Total ▶ 3a				909,550

**TY 2010 All Other Program
Related Investments Schedule**

Name: ROSARIA P HAUGLAND FOUNDATION
EIN: 20-0270777

Category	Amount
N/A	0

TY 2010 General Explanation Attachment**Name:** ROSARIA P HAUGLAND FOUNDATION**EIN:** 20-0270777

Identifier	Return Reference	Explanation
		THE TAXPAYER HAS REPORTED ORDINARY INCOME UPON THE DISPOSITION OF UNITS IN BUCKEYE PARTNERS LP, AS PROVIDED BY THE GENERAL PARTNER THE AMOUNT WAS DETERMINED IN ACCORDANCE WITH IRC SECTION 751 AND THE DETAILED INFORMATION AVAILABLE IN THE OFFICES OF THE GENERAL PARTNER UPON REQUEST THE TAXPAYER HAS REPORTED ORDINARY INCOME UPON THE DISPOSITION OF UNITS IN INERGY LP, AS PROVIDED BY THE GENERAL PARTNER THE AMOUNT WAS DETERMINED IN ACCORDANCE WITH IRC SECTION 751 AND THE DETAILED INFORMATION AVAILABLE IN THE OFFICES OF THE GENERAL PARTNER UPON REQUEST

**TY 2010 Investments Corporate
Bonds Schedule**

Name: ROSARIA P HAUGLAND FOUNDATION

EIN: 20-0270777

TY 2010 Investments Corporate Bonds Schedule

Name of Bond	End of Year Book Value	End of Year Fair Market Value
CREDIT SUISSE	756,905	741,256

**TY 2010 Investments Corporate
Stock Schedule**

Name: ROSARIA P HAUGLAND FOUNDATION

EIN: 20-0270777

Name of Stock	End of Year Book Value	End of Year Fair Market Value
CREDIT SUISSE	11,663,537	11,566,638

TY 2010 Investments Government Obligations Schedule

Name: ROSARIA P HAUGLAND FOUNDATION

EIN: 20-0270777

US Government Securities - End of

Year Book Value:

505,203

US Government Securities - End of

Year Fair Market Value:

520,815

**State & Local Government
Securities - End of Year Book**

Value:

0

**State & Local Government
Securities - End of Year Fair**

Market Value:

0

TY 2010 Investments - Other Schedule

Name: ROSARIA P HAUGLAND FOUNDATION

EIN: 20-0270777

Category/ Item	Listed at Cost or FMV	Book Value	End of Year Fair Market Value
UBS FINANCIAL SERVICES	AT COST	2,236,229	2,728,158
CREDIT SUISSE	AT COST	1,297,819	1,312,550

TY 2010 Other Expenses Schedule

Name: ROSARIA P HAUGLAND FOUNDATION

EIN: 20-0270777

Description	Revenue and Expenses per Books	Net Investment Income	Adjusted Net Income	Disbursements for Charitable Purposes
INVESTMENT EXPENSES	145,110	145,110		0

TY 2010 Other Income Schedule

Name: ROSARIA P HAUGLAND FOUNDATION

EIN: 20-0270777

Description	Revenue And Expenses Per Books	Net Investment Income	Adjusted Net Income
PARTNERSHIP INCOME	53,621	53,621	53,621
PARTNERSHIP INCOME	7,449		7,449

TY 2010 Other Liabilities Schedule

Name: ROSARIA P HAUGLAND FOUNDATION

EIN: 20-0270777

Description	Beginning of Year - Book Value	End of Year - Book Value
FUNDS DEPOSITED TO FOUNDATION ACCOUNT IN ERROR	0	32,500

TY 2010 Taxes Schedule**Name:** ROSARIA P HAUGLAND FOUNDATION**EIN:** 20-0270777

Category	Amount	Net Investment Income	Adjusted Net Income	Disbursements for Charitable Purposes
FOREIGN TAX	1,286	1,286		0
STATE FILING FEES	360	0		0