



See a Social Security Number? Say Something!
Report Privacy Problems to <https://public.resource.org/privacy>
Or call the IRS Identity Theft Hotline at 1-800-908-4490



Form 990  Department of the Treasury Internal Revenue Service	Return of Organization Exempt From Income Tax Under section 501(c), 527, or 4947(a)(1) of the Internal Revenue Code (except black lung benefit trust or private foundation) ▶ The organization may have to use a copy of this return to satisfy state reporting requirements	OMB No 1545-0047
		2010
		Open to Public Inspection

A For the 2010 calendar year, or tax year beginning 10-01-2010 and ending 09-30-2011		
B Check if applicable <input type="checkbox"/> Address change <input type="checkbox"/> Name change <input type="checkbox"/> Initial return <input type="checkbox"/> Terminated <input type="checkbox"/> Amended return <input type="checkbox"/> Application pending	C Name of organization THE CHARLOTTE HUNGERFORD HOSPITAL	D Employer identification number 06-0646678
	Doing Business As	E Telephone number (860) 496-6728
	Number and street (or P O box if mail is not delivered to street address) 540 LITCHFIELD STREET PO BOX 988	Room/suite
	G Gross receipts \$ 123,412,885	
	City or town, state or country, and ZIP + 4 TORRINGTON, CT 067900988	
	F Name and address of principal officer SUSAN M SCHAPP 540 LITCHFIELD STREET PO BOX 988 TORRINGTON, CT 067900988	H(a) Is this a group return for affiliates? <input type="checkbox"/> Yes <input checked="" type="checkbox"/> No H(b) Are all affiliates included? <input type="checkbox"/> Yes <input type="checkbox"/> No If "No," attach a list (see instructions) H(c) Group exemption number ▶
I Tax-exempt status <input checked="" type="checkbox"/> 501(c)(3) <input type="checkbox"/> 501(c) () ◀ (Insert no) <input type="checkbox"/> 4947(a)(1) or <input type="checkbox"/> 527		
J Website: ▶ WWW.CHARLOTTESWEB.HUNGERFORD.ORG		
K Form of organization <input checked="" type="checkbox"/> Corporation <input type="checkbox"/> Trust <input type="checkbox"/> Association <input type="checkbox"/> Other ▶		L Year of formation 1917
		M State of legal domicile CT

Part I		Summary		
Activities & Governance	1 Briefly describe the organization's mission or most significant activities TO PROVIDE QUALITY, COMPASSIONATE AND COST EFFECTIVE HEALTHCARE TO THE COMMUNITY OF NORTHWESTERN CONNECTICUT			
	2 Check this box <input checked="" type="checkbox"/> if the organization discontinued its operations or disposed of more than 25% of its net assets			
	3 Number of voting members of the governing body (Part VI, line 1a)		3 15	
	4 Number of independent voting members of the governing body (Part VI, line 1b)		4 15	
	5 Total number of individuals employed in calendar year 2010 (Part V, line 2a)		5 1,091	
6 Total number of volunteers (estimate if necessary)		6 170		
7a Total unrelated business revenue from Part VIII, column (C), line 12		7a 1,852,626		
b Net unrelated business taxable income from Form 990-T, line 34		7b -73,576		
Revenue			Prior Year	Current Year
	8	Contributions and grants (Part VIII, line 1h)	3,509,677	3,090,679
	9	Program service revenue (Part VIII, line 2g)	105,888,350	111,675,220
	10	Investment income (Part VIII, column (A), lines 3, 4, and 7d)	2,066,888	1,535,589
	11	Other revenue (Part VIII, column (A), lines 5, 6d, 8c, 9c, 10c, and 11e)	607,983	481,119
	12	Total revenue—add lines 8 through 11 (must equal Part VIII, column (A), line 12)	112,072,898	116,782,607
Expenses	13	Grants and similar amounts paid (Part IX, column (A), lines 1–3)	12,000	12,000
	14	Benefits paid to or for members (Part IX, column (A), line 4)	0	0
	15	Salaries, other compensation, employee benefits (Part IX, column (A), lines 5–10)	65,975,270	69,100,340
	16a	Professional fundraising fees (Part IX, column (A), line 11e)	0	0
	b	Total fundraising expenses (Part IX, column (D), line 25) <input checked="" type="checkbox"/> 408,098		
	17	Other expenses (Part IX, column (A), lines 11a–11d, 11f–24f)	43,904,798	44,844,632
	18	Total expenses Add lines 13–17 (must equal Part IX, column (A), line 25)	109,892,068	113,956,972
	19	Revenue less expenses Subtract line 18 from line 12	2,180,830	2,825,635
	Net Assets or Fund Balances			Beginning of Current Year
20		Total assets (Part X, line 16)	117,822,296	118,964,048
21		Total liabilities (Part X, line 26)	59,139,886	52,846,422
22		Net assets or fund balances Subtract line 21 from line 20	58,682,410	66,117,626

Part II Signature Block					
Under penalties of perjury, I declare that I have examined this return, including accompanying schedules and statements, and to the best of my knowledge and belief, it is true, correct, and complete. Declaration of preparer (other than officer) is based on all information of which preparer has any knowledge.					
Sign Here	***** Signature of officer			2012-08-01 Date	
	SUSAN M SCHAPP VP FINANCE/TREASURER Type or print name and title				
Paid Preparer Use Only	Print/Type preparer's name	BETH THURZ	Preparer's signature	BETH THURZ	Date
	Firm's name	▶ SASLOW LUFKIN & BUGGY LLP			Firm's EIN ▶
	Firm's address	▶ TEN TOWER LANE AVON, CT 06001			Phone no ▶ (860) 678-9200
May the IRS discuss this return with the preparer shown above? (see instructions)					<input checked="" type="checkbox"/> Yes <input type="checkbox"/> No

Part III

Statement of Program Service Accomplishments

Check if Schedule O contains a response to any question in this Part III

1

Briefly describe the organization’s mission

THE CHARLOTTE HUNGERFORD HOSPITAL PROVIDES QUALITY MEDICAL HEALTHCARE REGARDLESS OF RACE, CREED, SEX, NATIONAL ORIGIN, HANDICAP, AGE, OR ABILITY TO PAY OUR MISSION IS TO SERVE THE COMMUNITY WITH RESPECT TO PROVIDING HEALTHCARE SERVICES AND HEALTHCARE EDUCATION IN KEEPING WITH THE HOSPITAL'S COMMITMENT TO SERVE ALL MEMBERS OF THE COMMUNITY, FREE CARE AND/OR SUBSIDIZED CARE, CARE PROVIDED TO PERSONS COVERED BY GOVERNMENTAL PROGRAMS AT BELOW COST, HEALTH ACTIVITIES AND PROGRAMS TO SUPPORT THE COMMUNITY WILL BE CONSIDERED WHERE THE NEED AND/OR AN INDIVIDUAL'S INABILITY TO PAY COEXIST THESE ACTIVITIES INCLUDE WELLNESS PROGRAMS, COMMUNITY EDUCATION PROGRAMS, SPECIAL PROGAMS FOR THE ELDERLY, HANDICAPPED, THE MEDICALLY UNDERSERVED AND A VARIETY OF BROAD COMMUNITY SUPPORT ACTIVITIES

2

Did the organization undertake any significant program services during the year which were not listed on the prior Form 990 or 990-EZ?

If “Yes,” describe these new services on Schedule O

3

Did the organization cease conducting, or make significant changes in how it conducts, any program services?

If “Yes,” describe these changes on Schedule O

4

Describe the exempt purpose achievements for each of the organization’s three largest program services by expenses Section 501(c)(3) and 501(c)(4) organizations and section 4947(a)(1) trusts are required to report the amount of grants and allocations to others, the total expenses, and revenue, if any, for each program service reported

4a

(Code) (Expenses \$ 104,362,471 including grants of \$ 12,000) (Revenue \$ 110,099,324)

DURING FY 2011 THE HOSPITAL CONTRIBUTED OVER 17,000 HOURS TOWARD THE COMMON PURPOSE OF SERVICING THE HEALTHCARE NEEDS OF THE COMMUNITY THE VALUE OF THIS CONTRIBUTION IS APPROXIMATELY \$141,000, WHICH IS GIVEN BACK TO THE COMMUNITY THOUGH LOWER COSTS IN BOTH PATIENT SERVICES AND OTHER "WELLNESS" PROGRAMS IN ADDITION THE HOSPITAL GRANTED CHARITY CARE IN THE AMOUNT OF \$1,726,098 DURING FISCAL YEAR 2011 THE CHARLOTTE HUNGERFORD HOSPITAL RENDERED THE FOLLOWING SERVICES DURING FY 2011 INPATIENT SERVICES DISCHARGES 6,512PATIENT DAYS 27,425 SPECIAL SERVICES OPERATING ROOM CASES 4,025 AMBULATORY SURGERY CASES 3,244 ENDOSCOPY CASES 951 AMBULATORY MEDICAL CASES 2,790 POST ANESTHESIA CARE UNIT CASES 2,503 DELIVERY ROOM DELIVERIES 367RESPIRATORY THERAPY TREATMENTS 39,353 PULMONARY REHAB TESTS 4,329PULMONARY FUNCTION LAB TESTS 1,745 CARDIO DIAGNOSTIC EXAMS 13,440EEG EXAMS 2,060PHYSICAL THERAPY TREATMENTS 27,403 CARDIAC REHAB TREATMENTS 3,381 SPEECH THERAPY TREATMENTS 568 OCCUPATIONAL THERAPY TREATMENTS 3,468 SLEEP STUDY TESTS 641 DIAGNOSTIC RADIOLOGY EXAMS 30,404 MAMMOGRAPHY EXAMS 9,595 NUCLEAR MEDICINE EXAMS 1,181 ULTRASOUND EXAMS 8,805 C A T SCAN EXAMS 12,918 P E T SCAN EXAMS 57 M R I EXAMS 957 SPECIAL PROCEDURES (RADIOLOGY) EXAMS 1,259 RADIATION THERAPY TREATMENTS 8,175 LABORATORY TESTS 647,799 PSYCHIATRIC CLINIC VISITS 35,193 PHP-ADULT/ADOLESCENT VISITS 4,618 RENAL DIALYSIS VISITS 360 EMERGENCY DEPARTMENT VISITS 33,109 EMERGENCY DEPARTMENT PHYSICIAN VISITS 4,836 OUTPATIENT DIABETES PROGRAM VISITS 1,556 WALK IN CENTER BLOOD DRAWING VISITS 825 WALK IN CENTER VISITS 11,961 HOSPITALIST CONSULTS 18,756WINSTED HEALTH CENTER CARDIAC REHAB TREATMENTS 1,441 DIAGNOSTIC RADIOLOGY EXAMS 4,090 LABORATORY TESTS 21,104 EMERGENCY DEPARTMENT VISITS 6,426 EMERGENCY DEPARTMENT PHYSICIAN VISITS 576 PULMONARY REHAB TESTS 2,095

4b

(Code) (Expenses \$ including grants of \$) (Revenue \$)

4c

(Code) (Expenses \$ including grants of \$) (Revenue \$)

4d



















Other program services (Describe in Schedule O)

(Expenses \$ including grants of \$) (Revenue \$)

4e

Total program service expenses \$ 104,362,471

Part IV Checklist of Required Schedules

	Yes	No
1 Is the organization described in section 501(c)(3) or 4947(a)(1) (other than a private foundation)? If "Yes," complete Schedule A 	1 Yes	
2 Is the organization required to complete Schedule B, Schedule of Contributors (see instruction)? 	2 Yes	
3 Did the organization engage in direct or indirect political campaign activities on behalf of or in opposition to candidates for public office? If "Yes," complete Schedule C, Part I 	3	No
4 Section 501(c)(3) organizations. Did the organization engage in lobbying activities, or have a section 501(h) election in effect during the tax year? If "Yes," complete Schedule C, Part II 	4 Yes	
5 Is the organization a section 501(c)(4), 501(c)(5), or 501(c)(6) organization that receives membership dues, assessments, or similar amounts as defined in Revenue Procedure 98-19? If "Yes," complete Schedule C, Part III	5	
6 Did the organization maintain any donor advised funds or any similar funds or accounts where donors have the right to provide advice on the distribution or investment of amounts in such funds or accounts? If "Yes," complete Schedule D, Part I 	6	No
7 Did the organization receive or hold a conservation easement, including easements to preserve open space, the environment, historic land areas or historic structures? If "Yes," complete Schedule D, Part II 	7	No
8 Did the organization maintain collections of works of art, historical treasures, or other similar assets? If "Yes," complete Schedule D, Part III 	8	No
9 Did the organization report an amount in Part X, line 21, serve as a custodian for amounts not listed in Part X, or provide credit counseling, debt management, credit repair, or debt negotiation services? If "Yes," complete Schedule D, Part IV 	9	No
10 Did the organization, directly or through a related organization, hold assets in term, permanent, or quasi-endowments? If "Yes," complete Schedule D, Part V 	10 Yes	
11 If the organization's answer to any of the following questions is 'Yes,' then complete Schedule D, Parts VI, VII, VIII, IX, or X as applicable		
a Did the organization report an amount for land, buildings, and equipment in Part X, line 10? If "Yes," complete Schedule D, Part VI. 	11a Yes	
b Did the organization report an amount for investments—other securities in Part X, line 12 that is 5% or more of its total assets reported in Part X, line 16? If "Yes," complete Schedule D, Part VII. 	11b Yes	
c Did the organization report an amount for investments—program related in Part X, line 13 that is 5% or more of its total assets reported in Part X, line 16? If "Yes," complete Schedule D, Part VIII. 	11c	No
d Did the organization report an amount for other assets in Part X, line 15 that is 5% or more of its total assets reported in Part X, line 16? If "Yes," complete Schedule D, Part IX. 	11d	No
e Did the organization report an amount for other liabilities in Part X, line 25? If "Yes," complete Schedule D, Part X. 	11e Yes	
f Did the organization's separate or consolidated financial statements for the tax year include a footnote that addresses the organization's liability for uncertain tax positions under FIN 48 (ASC 740)? If "Yes," complete Schedule D, Part X. 	11f Yes	
12a Did the organization obtain separate, independent audited financial statements for the tax year? If "Yes," complete Schedule D, Parts XI, XII, and XIII 	12a Yes	
b Was the organization included in consolidated, independent audited financial statements for the tax year? If "Yes," and if the organization answered 'No' to line 12a, then completing Schedule D, Parts XI, XII, and XIII is optional 	12b Yes	
13 Is the organization a school described in section 170(b)(1)(A)(ii)? If "Yes," complete Schedule E	13	No
14a Did the organization maintain an office, employees, or agents outside of the United States?	14a	No
b Did the organization have aggregate revenues or expenses of more than \$10,000 from grantmaking, fundraising, business, and program service activities outside the United States? If "Yes," complete Schedule F, Parts I and IV	14b	No
15 Did the organization report on Part IX, column (A), line 3, more than \$5,000 of grants or assistance to any organization or entity located outside the U S ? If "Yes," complete Schedule F, Parts II and IV	15	No
16 Did the organization report on Part IX, column (A), line 3, more than \$5,000 of aggregate grants or assistance to individuals located outside the U S ? If "Yes," complete Schedule F, Parts III and IV	16	No
17 Did the organization report a total of more than \$15,000, of expenses for professional fundraising services on Part IX, column (A), lines 6 and 11e? If "Yes," complete Schedule G, Part I (see instructions)	17	No
18 Did the organization report more than \$15,000 total of fundraising event gross income and contributions on Part VIII, lines 1c and 8a? If "Yes," complete Schedule G, Part II	18 Yes	
19 Did the organization report more than \$15,000 of gross income from gaming activities on Part VIII, line 9a? If "Yes," complete Schedule G, Part III	19	No
20a Did the organization operate one or more hospitals? If "Yes," complete Schedule H 	20a Yes	
b If "Yes" to line 20a, did the organization attach its audited financial statement to this return? Note. Some Form 990 filers that operate one or more hospitals must attach audited financial statements (see instructions)	20b Yes	

Part IV

Checklist of Required Schedules (continued)

21	Did the organization report more than \$5,000 of grants and other assistance to governments and organizations in the United States on Part IX, column (A), line 1? <i>If "Yes," complete Schedule I, Parts I and II</i>	21		No
22	Did the organization report more than \$5,000 of grants and other assistance to individuals in the United States on Part IX, column (A), line 2? <i>If "Yes," complete Schedule I, Parts I and III</i>	22	Yes	
23	Did the organization answer "Yes" to Part VII, Section A, questions 3, 4, or 5, about compensation of the organization's current and former officers, directors, trustees, key employees, and highest compensated employees? <i>If "Yes," complete Schedule J</i>	23	Yes	
24a	Did the organization have a tax-exempt bond issue with an outstanding principal amount of more than \$100,000 as of the last day of the year, that was issued after December 31, 2002? <i>If "Yes," answer lines 24b–24d and complete Schedule K. If "No," go to line 25</i>	24a		No
b	Did the organization invest any proceeds of tax-exempt bonds beyond a temporary period exception?	24b		
c	Did the organization maintain an escrow account other than a refunding escrow at any time during the year to defease any tax-exempt bonds?	24c		
d	Did the organization act as an "on behalf of" issuer for bonds outstanding at any time during the year?	24d		
25a	Section 501(c)(3) and 501(c)(4) organizations. Did the organization engage in an excess benefit transaction with a disqualified person during the year? <i>If "Yes," complete Schedule L, Part I</i>	25a		No
b	Is the organization aware that it engaged in an excess benefit transaction with a disqualified person in a prior year, and that the transaction has not been reported on any of the organization's prior Forms 990 or 990-EZ? <i>If "Yes," complete Schedule L, Part I</i>	25b		No
26	Was a loan to or by a current or former officer, director, trustee, key employee, highly compensated employee, or disqualified person outstanding as of the end of the organization's tax year? <i>If "Yes," complete Schedule L, Part II</i>	26		No
27	Did the organization provide a grant or other assistance to an officer, director, trustee, key employee, substantial contributor, or a grant selection committee member, or to a person related to such an individual? <i>If "Yes," complete Schedule L, Part III</i>	27		No
28	Was the organization a party to a business transaction with one of the following parties? (see Schedule L, Part IV instructions for applicable filing thresholds, conditions, and exceptions)			
a	A current or former officer, director, trustee, or key employee? <i>If "Yes," complete Schedule L, Part IV</i>	28a		No
b	A family member of a current or former officer, director, trustee, or key employee? <i>If "Yes," complete Schedule L, Part IV</i>	28b		No
c	An entity of which a current or former officer, director, trustee, or key employee (or a family member thereof) was an officer, director, trustee, or direct or indirect owner? <i>If "Yes," complete Schedule L, Part IV</i>	28c		No
29	Did the organization receive more than \$25,000 in non-cash contributions? <i>If "Yes," complete Schedule M</i>	29		No
30	Did the organization receive contributions of art, historical treasures, or other similar assets, or qualified conservation contributions? <i>If "Yes," complete Schedule M</i>	30		No
31	Did the organization liquidate, terminate, or dissolve and cease operations? <i>If "Yes," complete Schedule N, Part I</i>	31		No
32	Did the organization sell, exchange, dispose of, or transfer more than 25% of its net assets? <i>If "Yes," complete Schedule N, Part II</i>	32		No
33	Did the organization own 100% of an entity disregarded as separate from the organization under Regulations sections 301.7701-2 and 301.7701-3? <i>If "Yes," complete Schedule R, Part I</i>	33		No
34	Was the organization related to any tax-exempt or taxable entity? <i>If "Yes," complete Schedule R, Parts II, III, IV, and V, line 1</i>	34	Yes	
35	Is any related organization a controlled entity within the meaning of section 512(b)(13)?	35		No
a	Did the organization receive any payment from or engage in any transaction with a controlled entity within the meaning of section 512(b)(13)? <i>If "Yes," complete Schedule R, Part V, line 2</i>			
36	Section 501(c)(3) organizations. Did the organization make any transfers to an exempt non-charitable related organization? <i>If "Yes," complete Schedule R, Part V, line 2</i>	36		No
37	Did the organization conduct more than 5% of its activities through an entity that is not a related organization and that is treated as a partnership for federal income tax purposes? <i>If "Yes," complete Schedule R, Part VI</i>	37		No
38	Did the organization complete Schedule O and provide explanations in Schedule O for Part VI, lines 11 and 19? Note. All Form 990 filers are required to complete Schedule O	38	Yes	

Part V Statements Regarding Other IRS Filings and Tax Compliance			
Check if Schedule O contains a response to any question in this Part V <input type="checkbox"/>			
		Yes	No
1a	Enter the number reported in Box 3 of Form 1096. Enter -0- if not applicable.	1a	201
b	Enter the number of Forms W-2G included in line 1a. Enter -0- if not applicable.	1b	0
c	Did the organization comply with backup withholding rules for reportable payments to vendors and reportable gaming (gambling) winnings to prize winners?	1c	Yes
2a	Enter the number of employees reported on Form W-3, <i>Transmittal of Wage and Tax Statements</i> filed for the calendar year ending with or within the year covered by this return.	2a	1,091
b	If at least one is reported on line 2a, did the organization file all required federal employment tax returns?	2b	Yes
Note. If the sum of lines 1a and 2a is greater than 250, you may be required to e-file (see instructions).			
3a	Did the organization have unrelated business gross income of \$1,000 or more during the year?	3a	Yes
b	If "Yes," has it filed a Form 990-T for this year? If "No," provide an explanation in Schedule O.	3b	Yes
4a	At any time during the calendar year, did the organization have an interest in, or a signature or other authority over, a financial account in a foreign country (such as a bank account, securities account, or other financial account)?	4a	No
b	If "Yes," enter the name of the foreign country: _____ See instructions for filing requirements for Form TD F 90-22.1, Report of Foreign Bank and Financial Accounts.		
5a	Was the organization a party to a prohibited tax shelter transaction at any time during the tax year?	5a	No
b	Did any taxable party notify the organization that it was or is a party to a prohibited tax shelter transaction?	5b	No
c	If "Yes" to line 5a or 5b, did the organization file Form 8886-T?	5c	
6a	Does the organization have annual gross receipts that are normally greater than \$100,000, and did the organization solicit any contributions that were not tax deductible?	6a	No
b	If "Yes," did the organization include with every solicitation an express statement that such contributions or gifts were not tax deductible?	6b	
7 Organizations that may receive deductible contributions under section 170(c).			
a	Did the organization receive a payment in excess of \$75 made partly as a contribution and partly for goods and services provided to the payor?	7a	No
b	If "Yes," did the organization notify the donor of the value of the goods or services provided?	7b	
c	Did the organization sell, exchange, or otherwise dispose of tangible personal property for which it was required to file Form 8282?	7c	No
d	If "Yes," indicate the number of Forms 8282 filed during the year.	7d	
e	Did the organization receive any funds, directly or indirectly, to pay premiums on a personal benefit contract?	7e	No
f	Did the organization, during the year, pay premiums, directly or indirectly, on a personal benefit contract?	7f	No
g	If the organization received a contribution of qualified intellectual property, did the organization file Form 8899 as required?	7g	
h	If the organization received a contribution of cars, boats, airplanes, or other vehicles, did the organization file a Form 1098-C?	7h	
8	Sponsoring organizations maintaining donor advised funds and section 509(a)(3) supporting organizations. Did the supporting organization, or a donor advised fund maintained by a sponsoring organization, have excess business holdings at any time during the year?	8	
9 Sponsoring organizations maintaining donor advised funds.			
a	Did the organization make any taxable distributions under section 4966?	9a	
b	Did the organization make a distribution to a donor, donor advisor, or related person?	9b	
10 Section 501(c)(7) organizations. Enter			
a	Initiation fees and capital contributions included on Part VIII, line 12.	10a	
b	Gross receipts, included on Form 990, Part VIII, line 12, for public use of club facilities.	10b	
11 Section 501(c)(12) organizations. Enter			
a	Gross income from members or shareholders.	11a	
b	Gross income from other sources (Do not net amounts due or paid to other sources against amounts due or received from them).	11b	
12a	Section 4947(a)(1) non-exempt charitable trusts. Is the organization filing Form 990 in lieu of Form 1041?	12a	
b	If "Yes," enter the amount of tax-exempt interest received or accrued during the year.	12b	
13 Section 501(c)(29) qualified nonprofit health insurance issuers.			
a	Is the organization licensed to issue qualified health plans in more than one state? Note. See the instructions for additional information the organization must report on Schedule O.	13a	
b	Enter the amount of reserves the organization is required to maintain by the states in which the organization is licensed to issue qualified health plans.	13b	
c	Enter the amount of reserves on hand.	13c	
14a	Did the organization receive any payments for indoor tanning services during the tax year?	14a	No
b	If "Yes," has it filed a Form 720 to report these payments? If "No," provide an explanation in Schedule O.	14b	

Part VI

Governance, Management, and Disclosure

For each "Yes" response to lines 2 through 7b below, and for a "No" response to lines 8a, 8b, or 10b below, describe the circumstances, processes, or changes in Schedule O. See instructions.
Check if Schedule O contains a response to any question in this Part VI

Section A. Governing Body and Management

		Yes	No
1a	Enter the number of voting members of the governing body at the end of the tax year		
1b	Enter the number of voting members included in line 1a, above, who are independent		
2	Did any officer, director, trustee, or key employee have a family relationship or a business relationship with any other officer, director, trustee, or key employee?		No
3	Did the organization delegate control over management duties customarily performed by or under the direct supervision of officers, directors or trustees, or key employees to a management company or other person?		No
4	Did the organization make any significant changes to its governing documents since the prior Form 990 was filed?		No
5	Did the organization become aware during the year of a significant diversion of the organization's assets?		No
6	Does the organization have members or stockholders?		No
7a	Does the organization have members, stockholders, or other persons who may elect one or more members of the governing body?		No
7b	Are any decisions of the governing body subject to approval by members, stockholders, or other persons?		No
8	Did the organization contemporaneously document the meetings held or written actions undertaken during the year by the following		
8a	The governing body?	Yes	
8b	Each committee with authority to act on behalf of the governing body?	Yes	
9	Is there any officer, director, trustee, or key employee listed in Part VII, Section A, who cannot be reached at the organization's mailing address? If "Yes," provide the names and addresses in Schedule O		No

Section B. Policies (This Section B requests information about policies not required by the Internal Revenue Code.)

		Yes	No
10a	Does the organization have local chapters, branches, or affiliates?		No
10b	If "Yes," does the organization have written policies and procedures governing the activities of such chapters, affiliates, and branches to ensure their operations are consistent with those of the organization?		
11a	Has the organization provided a copy of this Form 990 to all members of its governing body before filing the form?	Yes	
11b	Describe in Schedule O the process, if any, used by the organization to review this Form 990		
12a	Does the organization have a written conflict of interest policy? If "No," go to line 13	Yes	
12b	Are officers, directors or trustees, and key employees required to disclose annually interests that could give rise to conflicts?	Yes	
12c	Does the organization regularly and consistently monitor and enforce compliance with the policy? If "Yes," describe in Schedule O how this is done	Yes	
13	Does the organization have a written whistleblower policy?	Yes	
14	Does the organization have a written document retention and destruction policy?	Yes	
15	Did the process for determining compensation of the following persons include a review and approval by independent persons, comparability data, and contemporaneous substantiation of the deliberation and decision?		
15a	The organization's CEO, Executive Director, or top management official	Yes	
15b	Other officers or key employees of the organization	Yes	
	If "Yes" to line 15a or 15b, describe the process in Schedule O (See instructions)		
16a	Did the organization invest in, contribute assets to, or participate in a joint venture or similar arrangement with a taxable entity during the year?	Yes	
16b	If "Yes," has the organization adopted a written policy or procedure requiring the organization to evaluate its participation in joint venture arrangements under applicable federal tax law, and taken steps to safeguard the organization's exempt status with respect to such arrangements?	Yes	

Section C. Disclosure

17 List the States with which a copy of this Form 990 is required to be filedCT

18 Section 6104 requires an organization to make its Form 1023 (or 1024 if applicable), 990, and 990-T (501(c) (3)s only) available for public inspection. Indicate how you make these available. Check all that apply.
Own website Another's website ☒ Upon request

19 Describe in Schedule O whether (and if so, how), the organization makes its governing documents, conflict of interest policy, and financial statements available to the public. See Additional Data Table

20 State the name, physical address, and telephone number of the person who possesses the books and records of the organization
SUSAN M SCHAPP
540 LITCHFIELD STREET
TORRINGTON, CT 06790
(860) 496-6728

Part VII

Compensation of Officers, Directors, Trustees, Key Employees, Highest Compensated Employees, and Independent Contractors

Check if Schedule O contains a response to any question in this Part VII

Section A. Officers, Directors, Trustees, Key Employees, and Highest Compensated Employees

1a Complete this table for all persons required to be listed Report compensation for the calendar year ending with or within the organization's tax year

- List all of the organization's **current** officers, directors, trustees (whether individuals or organizations), regardless of amount of compensation, and **current** key employees Enter -0- in columns (D), (E), and (F) if no compensation was paid
- List all of the organization's **current** key employees, if any See instructions for definition of "key employee "
- List the organization's five **current** highest compensated employees (other than an officer, director, trustee or key employee) who received reportable compensation (Box 5 of Form W-2 and/or Box 7 of Form 1099-MISC) of more than \$100,000 from the organization and any related organizations
- List all of the organization's **former** officers, key employees, and highest compensated employees who received more than \$100,000 of reportable compensation from the organization and any related organizations
- List all of the organization's **former directors or trustees** that received, in the capacity as a former director or trustee of the organization, more than \$10,000 of reportable compensation from the organization and any related organizations

List persons in the following order individual trustees or directors, institutional trustees, officers, key employees, highest compensated employees, and former such persons

Check this box if neither the organization nor any related organization compensated any current officer, director, or trustee

(A) Name and Title	(B) Average hours per week (describe hours for related organizations in Schedule O)	(C) Position (check all that apply)						(D) Reportable compensation from the organization (W-2/1099-MISC)	(E) Reportable compensation from related organizations (W-2/1099-MISC)	(F) Estimated amount of other compensation from the organization and related organizations
		Individual trustee or director	Institutional Trustee	Officer	Key employee	Highest compensated employee	Former			
(1) EDWARD ARUM GOVERNOR	2 50	X						0	0	0
(2) RICHARD DUTTON MD GOVERNOR	1 00	X						0	0	0
(3) GLADYS CERRUTO GOVERNOR	1 00	X						0	0	0
(4) DAVID J FRAUENHOFER SECRETARY	1 00	X		X				0	0	0
(5) JAMIE GREG GOVERNOR	1 00	X						0	0	0
(6) PAUL GROSSMAN GOVERNOR	1 00	X						0	0	0
(7) KENDRICK HOM MD GOVERNOR	1 00	X						0	0	0
(8) JOHN JANCO VICE CHAIRMAN	2 50	X		X				0	0	0
(9) NANCY SULLIVAN HODKOSKI GOVERNOR	1 00	X						0	0	0
(10) JOHN LAVIERI CHAIRMAN	2 50	X		X				0	0	0
(11) DIANE LIBBY CPA GOVERNOR	1 00	X						0	0	0
(12) MARVIN MASKOVSKY GOVERNOR	1 00	X						0	0	0
(13) JAMES O'LEARY GOVERNOR	1 00	X						0	0	0
(14) CHARLES W RORABACK GOVERNOR	1 00	X						0	0	0
(15) ALFRED J FINN MD GOVERNOR	1 00	X						0	0	0
(16) DANIEL J MCINTYRE CEO/PRESIDENT	60 00			X				361,716	0	88,408

Part VII

(A) Name and Title	(B) Average hours per week (describe hours for related organizations in Schedule O)	(C) Position (check all that apply)						(D) Reportable compensation from the organization (W-2/1099-MISC)	(E) Reportable compensation from related organizations (W-2/1099-MISC)	(F) Estimated amount of other compensation from the organization and related organizations
		Individual trustee or director	Institutional Trustee	Officer	Key employee	Highest compensated employee	Former			
(17) SUSAN M SCHAPP VP FINANCE/ TREASURER	60 00			X				155,580	0	35,604
(18) JOHN J CAPOBIANCO VP OUT PATIENT SERVICES	60 00			X				196,967	0	41,939
(19) MARK PRETE MD VP MEDICAL AFFAIRS	60 00			X				317,143	0	113,323
(20) RAYMOND J ELLIOTT VICE PRESIDENT HUMAN RESOU	60 00			X				167,462	0	53,487
(21) STEVEN SINGER MD PHYSICIAN	60 00				X			265,613	0	63,987
(22) ELZBIETA LACH-PASKO MD PATHOLOGIST	60 00				X			396,162	0	56,773
(23) ROBERTA MELTZER MD PHYSICIAN	60 00				X			185,417	0	59,974
(24) WILLIAM POLITO MD PHYSICIAN	60 00					X		248,264	0	50,606
(25) ASHOK DUBEY MD PHYSICIAN	60 00					X		262,659	0	27,404
(26) MUSTAFA UGURLU MD PHYSICIAN	60 00					X		307,766	0	37,229
(27) TIMOTHY GOSTKOWSKI MD PHYSICIAN	60 00					X		432,715	0	45,147
(28) RAHUL MAGAVI MD PHYSICIAN	60 00					X		219,986	0	25,472
1b Sub-Total										
c Total from continuation sheets to Part VII, Section A										
d Total (add lines 1b and 1c)								3,517,450	0	699,353

2 Total number of individuals (including but not limited to those listed above) who received more than \$100,000 in reportable compensation from the organization ▶ 62

		Yes	No
3	Did the organization list any former officer, director or trustee, key employee, or highest compensated employee on line 1a? <i>If "Yes," complete Schedule J for such individual</i>	3	No
4	For any individual listed on line 1a, is the sum of reportable compensation and other compensation from the organization and related organizations greater than \$150,000? <i>If "Yes," complete Schedule J for such individual</i>	4	Yes
5	Did any person listed on line 1a receive or accrue compensation from any unrelated organization or individual for services rendered to the organization? <i>If "Yes," complete Schedule J for such person</i>	5	No

Section B. Independent Contractors

1 Complete this table for your five highest compensated independent contractors that received more than \$100,000 of compensation from the organization

(A) Name and business address	(B) Description of services	(C) Compensation
MAYO COLLABORATIVE SERVICES PO BOX 9146 MINEAPOLIS, MN 554809146	LABORATORY TESTS	1,220,602
PORTAL HEALTHCARE SOLUTIONS LLC 5885 TRINITY PARKWAY SUITE 210 CENTERVILLE, VA 20120	TRANSCRIPTION SERVICES	440,034
NWCT EMERGENCY SERVICES 80 S MAIN STREET WEST HARTFORD, CT 06107	MEDICAL	433,682
NEW MILFORD LAUNDRY 40 COMMONS COURT WATERBURY, CT 06704	LAUNDRY/LINEN SERVICES	423,332
O'BRIEN TANSKI & YOUNG LLP CITY PLACE II ASYLUM STREET HARTFORD, CT 061033402	LEGAL	379,161

2 Total number of independent contractors (including but not limited to those listed above) who received more than \$100,000 in compensation from the organization 27

Part VIII

Statement of Revenue

			(A) Total revenue	(B) Related or exempt function revenue	(C) Unrelated business revenue	(D) Revenue excluded from tax under sections 512, 513, or 514		
Contributions, gifts, grants and other similar amounts	1a	Federated campaigns	1a					
	b	Membership dues	1b					
	c	Fundraising events	1c	40,333				
	d	Related organizations	1d					
	e	Government grants (contributions)	1e	2,179,225				
	f	All other contributions, gifts, grants, and similar amounts not included above	1f	871,121				
	g	Noncash contributions included in lines 1a-1f \$						
	h	Total. Add lines 1a-1f		3,090,679				
	Program Service Revenue	2a	NET PATIENT REVENUE	Business Code 900099	96,917,507	96,917,507		
b		LABORATORY SERVICES	621500	12,662,210	10,792,223	1,869,987		
c		OTHER HOSPITAL SERVICE	900099	2,095,503	2,095,503			
d								
e								
f		All other program service revenue						
g		Total. Add lines 2a-2f		111,675,220				
Other Revenue		3	Investment income (including dividends, interest and other similar amounts)		962,023			962,023
		4	Income from investment of tax-exempt bond proceeds					
	5	Royalties						
	6a	Gross Rents	(i) Real 678,361	(ii) Personal				
	b	Less rental expenses	384,270					
	c	Rental income or (loss)	294,091					
	d	Net rental income or (loss)		294,091	294,091			
	7a	Gross amount from sales of assets other than inventory	(i) Securities 6,727,788	(ii) Other				
	b	Less cost or other basis and sales expenses	6,150,851	3,371				
	c	Gain or (loss)	576,937	-3,371				
	d	Net gain or (loss)		573,566			573,566	
	8a	Gross income from fundraising events (not including \$ 40,333 of contributions reported on line 1c) See Part IV, line 18	a 84,460					
	b	Less direct expenses	b 26,960					
	c	Net income or (loss) from fundraising events		57,500			57,500	
	9a	Gross income from gaming activities See Part IV, line 19	a					
	b	Less direct expenses	b					
	c	Net income or (loss) from gaming activities						
	10a	Gross sales of inventory, less returns and allowances	a 102,657					
	b	Less cost of goods sold	b 64,826					
	c	Net income or (loss) from sales of inventory		37,831			37,831	
Miscellaneous Revenue			Business Code					
11a	GAIN FROM EQUITY METHO	900001	109,058			109,058		
b	MEDCONN	561499	-17,361		-17,361			
c								
d	All other revenue							
e	Total. Add lines 11a-11d		91,697					
12	Total revenue. See Instructions		116,782,607	110,099,324	1,852,626	1,739,978		

Part IX

Statement of Functional Expenses

Section 501(c)(3) and 501(c)(4) organizations must complete all columns.

All other organizations must complete column (A) but are not required to complete columns (B), (C), and (D).

Do not include amounts reported on lines 6b, 7b, 8b, 9b, and 10b of Part VIII.		(A) Total expenses	(B) Program service expenses	(C) Management and general expenses	(D) Fundraising expenses
1	Grants and other assistance to governments and organizations in the U S See Part IV, line 21				
2	Grants and other assistance to individuals in the U S See Part IV, line 22	12,000	12,000		
3	Grants and other assistance to governments, organizations, and individuals outside the U S See Part IV, lines 15 and 16				
4	Benefits paid to or for members				
5	Compensation of current officers, directors, trustees, and key employees	2,366,975	1,775,231	591,744	
6	Compensation not included above, to disqualified persons (as defined under section 4958(f)(1)) and persons described in section 4958(c)(3)(B)				
7	Other salaries and wages	50,920,700	47,054,740	3,668,749	197,211
8	Pension plan contributions (include section 401(k) and section 403(b) employer contributions)	6,298,777	5,771,862	503,604	23,311
9	Other employee benefits	5,924,465	5,428,862	473,677	21,926
10	Payroll taxes	3,589,423	3,289,155	286,984	13,284
a	Fees for services (non-employees)				
	Management	1,489,460	1,364,862	119,086	5,512
b	Legal	341,697	313,112	27,320	1,265
c	Accounting	122,256	112,029	9,775	452
d	Lobbying				
e	Professional fundraising services See Part IV, line 17				
f	Investment management fees				
g	Other	9,622,651	8,817,682	769,357	35,612
12	Advertising and promotion	599,251	549,121	47,912	2,218
13	Office expenses	392,716	359,864	31,399	1,453
14	Information technology	1,392,657	1,276,156	111,347	5,154
15	Royalties				
16	Occupancy	2,184,180	2,001,466	174,631	8,083
17	Travel	164,123	150,394	13,122	607
18	Payments of travel or entertainment expenses for any federal, state, or local public officials				
19	Conferences, conventions, and meetings				
20	Interest	308,286	282,497	24,648	1,141
21	Payments to affiliates				
22	Depreciation, depletion, and amortization	6,178,081	5,661,263	493,954	22,864
23	Insurance	2,375,290	2,176,588	189,911	8,791
24	Other expenses Itemize expenses not covered above (List miscellaneous expenses in line 24f If line 24f amount exceeds 10% of line 25, column (A) amount, list line 24f expenses on Schedule O)				
a	SUPPLIES	16,000,092	14,661,628	1,279,250	59,214
b	PROVISION FOR BAD DEBT	2,129,955	2,129,955		
c	PHYSICIAN FEES	1,479,732	1,109,799	369,933	
d	HOSPITAL AUXILIARY EXPE	64,205	64,205		
e					
f	All other expenses				
25	Total functional expenses. Add lines 1 through 24f	113,956,972	104,362,471	9,186,403	408,098
26	Joint costs. Check here <input checked="" type="checkbox"/> if following SOP 98-2 (ASC 958-720) Complete this line only if the organization reported in column (B) joint costs from a combined educational campaign and fundraising solicitation				

Part X

Balance Sheet

					(A)		(B)
					Beginning of year		End of year
Assets	1	Cash—non-interest-bearing			4,615	1	35,278
	2	Savings and temporary cash investments			5,577,511	2	8,542,940
	3	Pledges and grants receivable, net			282,069	3	169,438
	4	Accounts receivable, net			9,573,985	4	11,144,539
	5	Receivables from current and former officers, directors, trustees, key employees, and highest compensated employees. Complete Part II of Schedule L				5	
	6	Receivables from other disqualified persons (as defined under section 4958(f)(1)), persons described in section 4958(c)(3)(B), and contributing employers, and sponsoring organizations of section 501(c)(9) voluntary employees' beneficiary organizations (see instructions) Schedule L				6	
	7	Notes and loans receivable, net				7	
	8	Inventories for sale or use			1,902,704	8	2,009,008
	9	Prepaid expenses and deferred charges			1,678,690	9	1,051,648
	10a	Land, buildings, and equipment: cost or other basis. Complete Part VI of Schedule D	10a	142,473,071			
	b	Less: accumulated depreciation	10b	102,496,652	41,562,230	10c	39,976,419
	11	Investments—publicly traded securities				11	
	12	Investments—other securities. See Part IV, line 11			54,362,578	12	51,701,434
	13	Investments—program-related. See Part IV, line 11				13	
	14	Intangible assets				14	
	15	Other assets. See Part IV, line 11			2,877,914	15	4,333,344
16	Total assets. Add lines 1 through 15 (must equal line 34)			117,822,296	16	118,964,048	
Liabilities	17	Accounts payable and accrued expenses			7,460,667	17	8,948,843
	18	Grants payable				18	
	19	Deferred revenue				19	128,582
	20	Tax-exempt bond liabilities			3,475,000	20	2,355,000
	21	Escrow or custodial account liability. Complete Part IV of Schedule D				21	
	22	Payables to current and former officers, directors, trustees, key employees, highest compensated employees, and disqualified persons. Complete Part II of Schedule L				22	
	23	Secured mortgages and notes payable to unrelated third parties			3,880,641	23	3,610,528
	24	Unsecured notes and loans payable to unrelated third parties				24	
	25	Other liabilities. Complete Part X of Schedule D			44,323,578	25	37,803,469
	26	Total liabilities. Add lines 17 through 25			59,139,886	26	52,846,422
Net Assets or Fund Balances	Organizations that follow SFAS 117, check here <input checked="" type="checkbox"/> and complete lines 27 through 29, and lines 33 and 34.						
	27	Unrestricted net assets			39,309,707	27	47,173,941
	28	Temporarily restricted net assets			3,000,453	28	2,830,655
	29	Permanently restricted net assets			16,372,250	29	16,113,030
	Organizations that do not follow SFAS 117, check here <input type="checkbox"/> and complete lines 30 through 34.						
	30	Capital stock or trust principal, or current funds				30	
	31	Paid-in or capital surplus, or land, building or equipment fund				31	
	32	Retained earnings, endowment, accumulated income, or other funds				32	
	33	Total net assets or fund balances			58,682,410	33	66,117,626
	34	Total liabilities and net assets/fund balances			117,822,296	34	118,964,048

Part XI Reconciliation of Net Assets

Check if Schedule O contains a response to any question in this Part XI

1	Total revenue (must equal Part VIII, column (A), line 12)	1	116,782,607
2	Total expenses (must equal Part IX, column (A), line 25)	2	113,956,972
3	Revenue less expenses Subtract line 2 from line 1	3	2,825,635
4	Net assets or fund balances at beginning of year (must equal Part X, line 33, column (A))	4	58,682,410
5	Other changes in net assets or fund balances (explain in Schedule O)	5	4,609,581
6	Net assets or fund balances at end of year Combine lines 3, 4, and 5 (must equal Part X, line 33, column (B))	6	66,117,626

Part XII Financial Statements and Reporting

Check if Schedule O contains a response to any question in this Part XII

		Yes	No
1	Accounting method used to prepare the Form 990 <input type="checkbox"/> Cash <input checked="" type="checkbox"/> Accrual <input type="checkbox"/> Other If the organization changed its method of accounting from a prior year or checked "Other," explain in Schedule O		
2a	Were the organization's financial statements compiled or reviewed by an independent accountant?		No
b	Were the organization's financial statements audited by an independent accountant?	Yes	
c	If "Yes," to 2a or 2b, does the organization have a committee that assumes responsibility for oversight of the audit, review, or compilation of its financial statements and selection of an independent accountant? If the organization changed either its oversight process or selection process during the tax year, explain in Schedule O	Yes	
d	If "Yes" to line 2a or 2b, check a box below to indicate whether the financial statements for the year were issued on a separate basis, consolidated basis, or both <input type="checkbox"/> Separate basis <input type="checkbox"/> Consolidated basis <input checked="" type="checkbox"/> Both consolidated and separated basis		
3a	As a result of a federal award, was the organization required to undergo an audit or audits as set forth in the Single Audit Act and OMB Circular A-133?	Yes	
b	If "Yes," did the organization undergo the required audit or audits? If the organization did not undergo the required audit or audits, explain why in Schedule O and describe any steps taken to undergo such audits	Yes	

SCHEDULE A

(Form 990 or 990EZ)

Department of the Treasury
Internal Revenue Service

Public Charity Status and Public Support

Complete if the organization is a section 501(c)(3) organization or a section 4947(a)(1) nonexempt charitable trust.

▶ Attach to Form 990 or Form 990-EZ. ▶ See separate instructions.

OMB No 1545-0047

2010

Open to Public
Inspection

Name of the organization THE CHARLOTTE HUNGERFORD HOSPITAL	Employer identification number 06-0646678
---	--

Part I

Reason for Public Charity Status (All organizations must complete this part.) See instructions

The organization is not a private foundation because it is (For lines 1 through 11, check only one box)

- 1

☐

A church, convention of churches, or association of churches described in **section 170(b)(1)(A)(i).**
- 2

☐

A school described in **section 170(b)(1)(A)(ii).** (Attach Schedule E)
- 3

☒

A hospital or a cooperative hospital service organization described in **section 170(b)(1)(A)(iii).**
- 4

☐

A medical research organization operated in conjunction with a hospital described in **section 170(b)(1)(A)(iii).** Enter the hospital's name, city, and state
- 5

☐

An organization operated for the benefit of a college or university owned or operated by a governmental unit described in **section 170(b)(1)(A)(iv).** (Complete Part II)
- 6

☐

A federal, state, or local government or governmental unit described in **section 170(b)(1)(A)(v).**
- 7

☐

An organization that normally receives a substantial part of its support from a governmental unit or from the general public described in **section 170(b)(1)(A)(vi)** (Complete Part II)
- 8

☐

A community trust described in **section 170(b)(1)(A)(vi)** (Complete Part II)
- 9

☐

An organization that normally receives (1) more than 33 1/3% of its support from contributions, membership fees, and gross receipts from activities related to its exempt functions—subject to certain exceptions, and (2) no more than 33 1/3% of its support from gross investment income and unrelated business taxable income (less section 511 tax) from businesses acquired by the organization after June 30, 1975 See **section 509(a)(2).** (Complete Part III)
- 10

☐

An organization organized and operated exclusively to test for public safety See**section 509(a)(4).**
- 11

☐

An organization organized and operated exclusively for the benefit of, to perform the functions of, or to carry out the purposes of one or more publicly supported organizations described in section 509(a)(1) or section 509(a)(2) See **section 509(a)(3).** Check the box that describes the type of supporting organization and complete lines 11e through 11h

a

☐

Type I

b

☐

Type II

c

☐

Type III - Functionally integrated

d

☐

Type III - Other

e

☐

By checking this box, I certify that the organization is not controlled directly or indirectly by one or more disqualified persons other than foundation managers and other than one or more publicly supported organizations described in section 509(a)(1) or section 509(a)(2)

f

☐

If the organization received a written determination from the IRS that it is a Type I, Type II or Type III supporting organization, check this box

g

☐

Since August 17, 2006, has the organization accepted any gift or contribution from any of the following persons?

(i)

a person who directly or indirectly controls, either alone or together with persons described in (ii) and (iii) below, the governing body of the the supported organization?

(ii)

a family member of a person described in (i) above?

(iii)

a 35% controlled entity of a person described in (i) or (ii) above?

h

☐

Provide the following information about the supported organization(s)

	Yes	No
11g(i)		
11g(ii)		
11g(iii)		

(i) Name of supported organization	(ii) EIN	(iii) Type of organization (described on lines 1- 9 above or IRC section (see instructions))	(iv) Is the organization in col (i) listed in your governing document?		(v) Did you notify the organization in col (i) of your support?		(vi) Is the organization in col (i) organized in the U S ?		(vii) Amount of support
			Yes	No	Yes	No	Yes	No	
Total									

Part II

Support Schedule for Organizations Described in Sections 170(b)(1)(A)(iv) and 170(b)(1)(A)(vi)

(Complete only if you checked the box on line 5, 7, or 8 of Part I or if the organization failed to qualify under Part III. If the organization fails to qualify under the tests listed below, please complete Part III.)

Section A. Public Support						
Calendar year (or fiscal year beginning in) ▶	(a) 2006	(b) 2007	(c) 2008	(d) 2009	(e) 2010	(f) Total
1 Gifts, grants, contributions, and membership fees received (Do not include any "unusual grants.")						
2 Tax revenues levied for the organization's benefit and either paid to or expended on its behalf						
3 The value of services or facilities furnished by a governmental unit to the organization without charge						
4 Total. Add lines 1 through 3						
5 The portion of total contributions by each person (other than a governmental unit or publicly supported organization) included on line 1 that exceeds 2% of the amount shown on line 11, column (f)						
6 Public Support. Subtract line 5 from line 4						

Section B. Total Support						
Calendar year (or fiscal year beginning in) ▶	(a) 2006	(b) 2007	(c) 2008	(d) 2009	(e) 2010	(f) Total
7 Amounts from line 4						
8 Gross income from interest, dividends, payments received on securities loans, rents, royalties and income from similar sources						
9 Net income from unrelated business activities, whether or not the business is regularly carried on						
10 Other income Do not include gain or loss from the sale of capital assets (Explain in Part IV)						
11 Total support (Add lines 7 through 10)						
12 Gross receipts from related activities, etc (See instructions)					12	
13 First Five Years If the Form 990 is for the organization's first, second, third, fourth, or fifth tax year as a 501(c)(3) organization, check this box and stop here ▶						

Section C. Computation of Public Support Percentage						
14 Public Support Percentage for 2010 (line 6 column (f) divided by line 11 column (f))					14	
15 Public Support Percentage for 2009 Schedule A, Part II, line 14					15	
16a 33 1/3% support test—2010. If the organization did not check the box on line 13, and line 14 is 33 1/3% or more, check this box and stop here. The organization qualifies as a publicly supported organization ▶						
b 33 1/3% support test—2009. If the organization did not check the box on line 13 or 16a, and line 15 is 33 1/3% or more, check this box and stop here. The organization qualifies as a publicly supported organization ▶						
17a 10%-facts-and-circumstances test—2010. If the organization did not check a box on line 13, 16a, or 16b and line 14 is 10% or more, and if the organization meets the "facts and circumstances" test, check this box and stop here. Explain in Part IV how the organization meets the "facts and circumstances" test The organization qualifies as a publicly supported organization ▶						
b 10%-facts-and-circumstances test—2009. If the organization did not check a box on line 13, 16a, 16b, or 17a and line 15 is 10% or more, and if the organization meets the "facts and circumstances" test, check this box and stop here. Explain in Part IV how the organization meets the "facts and circumstances" test The organization qualifies as a publicly supported organization ▶						
18 Private Foundation If the organization did not check a box on line 13, 16a, 16b, 17a or 17b, check this box and see instructions ▶						

Part III

Support Schedule for Organizations Described in Section 509(a)(2)
(Complete only if you checked the box on line 9 of Part I or if the organization failed to qualify under Part II. If the organization fails to qualify under the tests listed below, please complete Part II.)

Section A. Public Support						
Calendar year (or fiscal year beginning in) 	(a) 2006	(b) 2007	(c) 2008	(d) 2009	(e) 2010	(f) Total
1 Gifts, grants, contributions, and membership fees received (Do not include any "unusual grants.")						
2 Gross receipts from admissions, merchandise sold or services performed, or facilities furnished in any activity that is related to the organization's tax-exempt purpose						
3 Gross receipts from activities that are not an unrelated trade or business under section 513						
4 Tax revenues levied for the organization's benefit and either paid to or expended on its behalf						
5 The value of services or facilities furnished by a governmental unit to the organization without charge						
6 Total. Add lines 1 through 5						
7a Amounts included on lines 1, 2, and 3 received from disqualified persons						
b Amounts included on lines 2 and 3 received from other than disqualified persons that exceed the greater of \$5,000 or 1% of the amount on line 13 for the year						
c Add lines 7a and 7b						
8 Public Support (Subtract line 7c from line 6)						

Section B. Total Support						
Calendar year (or fiscal year beginning in) 	(a) 2006	(b) 2007	(c) 2008	(d) 2009	(e) 2010	(f) Total
9 Amounts from line 6						
10a Gross income from interest, dividends, payments received on securities loans, rents, royalties and income from similar sources						
b Unrelated business taxable income (less section 511 taxes) from businesses acquired after June 30, 1975						
c Add lines 10a and 10b						
11 Net income from unrelated business activities not included in line 10b, whether or not the business is regularly carried on						
12 Other income. Do not include gain or loss from the sale of capital assets (Explain in Part IV)						
13 Total support (Add lines 9, 10c, 11 and 12)						
14 First Five Years If the Form 990 is for the organization's first, second, third, fourth, or fifth tax year as a section 501(c)(3) organization, check this box and stop here 						

Section C. Computation of Public Support Percentage		
15 Public Support Percentage for 2010 (line 8 column (f) divided by line 13 column (f))	15	
16 Public support percentage from 2009 Schedule A, Part III, line 15	16	

Section D. Computation of Investment Income Percentage		
17 Investment income percentage for 2010 (line 10c column (f) divided by line 13 column (f))	17	
18 Investment income percentage from 2009 Schedule A, Part III, line 17	18	
19a 33 1/3% support tests—2010. If the organization did not check the box on line 14, and line 15 is more than 33 1/3% and line 17 is not more than 33 1/3%, check this box and stop here . The organization qualifies as a publicly supported organization 		
b 33 1/3% support tests—2009. If the organization did not check a box on line 14 or line 19a, and line 16 is more than 33 1/3% and line 18 is not more than 33 1/3%, check this box and stop here . The organization qualifies as a publicly supported organization 		
20 Private Foundation If the organization did not check a box on line 14, 19a or 19b, check this box and see instructions 		

Part IV

Supplemental Information. Supplemental Information. Complete this part to provide the explanations required by Part II, line 10; Part II, line 17a or 17b; and Part III, line 12. Also complete this part for any additional information. (See instructions).

SCHEDULE C
(Form 990 or 990-EZ)

Department of the Treasury
Internal Revenue Service

Political Campaign and Lobbying Activities

For Organizations Exempt From Income Tax Under section 501(c) and section 527
▶ **Complete if the organization is described below.**
▶ **Attach to Form 990 or Form 990-EZ. ▶ See separate instructions.**

OMB No 1545-0047

2010

Open to Public Inspection

If the organization answered “Yes,” to Form 990, Part IV, Line 3, or Form 990-EZ, Part V, line 46 (Political Campaign Activities), then

- Section 501(c)(3) organizations Complete Parts I-A and B Do not complete Part I-C
- Section 501(c) (other than section 501(c)(3)) organizations Complete Parts I-A and C below Do not complete Part I-B
- Section 527 organizations Complete Part I-A only

If the organization answered “Yes,” to Form 990, Part IV, Line 4, or Form 990-EZ, Part VI, line 47 (Lobbying Activities), then

- Section 501(c)(3) organizations that have filed Form 5768 (election under section 501(h)) Complete Part II-A Do not complete Part II-B
- Section 501(c)(3) organizations that have NOT filed Form 5768 (election under section 501(h)) Complete Part II-B Do not complete Part II-A

If the organization answered “Yes,” to Form 990, Part IV, Line 5 (Proxy Tax) or Form 990-EZ, Part V, line 35a (Proxy Tax), then

- Section 501(c)(4), (5), or (6) organizations Complete Part III

Name of the organization THE CHARLOTTE HUNGERFORD HOSPITAL	Employer identification number 06-0646678
---	--

Part I-A Complete if the organization is exempt under section 501(c) or is a section 527 organization.

1	Provide a description of the organization’s direct and indirect political campaign activities in Part IV	
2	Political expenditures	▶ \$ _____
3	Volunteer hours	_____

Part I-B Complete if the organization is exempt under section 501(c)(3).

1	Enter the amount of any excise tax incurred by the organization under section 4955	▶ \$ _____
2	Enter the amount of any excise tax incurred by organization managers under section 4955	▶ \$ _____
3	If the organization incurred a section 4955 tax, did it file Form 4720 for this year?	<input type="checkbox"/> Yes <input type="checkbox"/> No
4a	Was a correction made?	<input type="checkbox"/> Yes <input type="checkbox"/> No
b	If “Yes,” describe in Part IV	

Part I-C Complete if the organization is exempt under section 501(c) except section 501(c)(3).

1	Enter the amount directly expended by the filing organization for section 527 exempt function activities	▶ \$ _____
2	Enter the amount of the filing organization's funds contributed to other organizations for section 527 exempt funtion activities	▶ \$ _____
3	Total exempt function expenditures Add lines 1 and 2 Enter here and on Form 1120-POL, line 17b	▶ \$ _____
4	Did the filing organization file Form 1120-POL for this year?	<input type="checkbox"/> Yes <input type="checkbox"/> No
5	Enter the names, addresses and employer identification number (EIN) of all section 527 political organizations to which the filing organization made payments For each organization listed, enter the amount paid from the filing organization’s funds Also enter the amount of political contributions received that were promptly and directly delivered to a separate political organization, such as a separate segregated fund or a political action committee (PAC) If additional space is needed, provide information in Part IV	

(a) Name	(b) Address	(c) EIN	(d) Amount paid from filing organization's funds If none, enter -0-	(e) Amount of political contributions received and promptly and directly delivered to a separate political organization If none, enter -0-

Part II-A

Complete if the organization is exempt under section 501(c)(3) and filed Form 5768 (election under section 501(h)).

A

Check

☐

if the filing organization belongs to an affiliated group

B

Check

☐

if the filing organization checked box A and "limited control" provisions apply

Limits on Lobbying Expenditures (The term "expenditures" means amounts paid or incurred.)		(a) Filing Organization's Totals	(b) Affiliated Group Totals												
1a Total lobbying expenditures to influence public opinion (grass roots lobbying)															
b Total lobbying expenditures to influence a legislative body (direct lobbying)															
c Total lobbying expenditures (add lines 1a and 1b)															
d Other exempt purpose expenditures															
e Total exempt purpose expenditures (add lines 1c and 1d)															
f Lobbying nontaxable amount Enter the amount from the following table in both columns															
<table><thead><tr><th>If the amount on line 1e, column (a) or (b) is:</th><th>The lobbying nontaxable amount is:</th></tr></thead><tbody><tr><td>Not over \$500,000</td><td>20% of the amount on line 1e</td></tr><tr><td>Over \$500,000 but not over \$1,000,000</td><td>\$100,000 plus 15% of the excess over \$500,000</td></tr><tr><td>Over \$1,000,000 but not over \$1,500,000</td><td>\$175,000 plus 10% of the excess over \$1,000,000</td></tr><tr><td>Over \$1,500,000 but not over \$17,000,000</td><td>\$225,000 plus 5% of the excess over \$1,500,000</td></tr><tr><td>Over \$17,000,000</td><td>\$1,000,000</td></tr></tbody></table>		If the amount on line 1e, column (a) or (b) is:	The lobbying nontaxable amount is:	Not over \$500,000	20% of the amount on line 1e	Over \$500,000 but not over \$1,000,000	\$100,000 plus 15% of the excess over \$500,000	Over \$1,000,000 but not over \$1,500,000	\$175,000 plus 10% of the excess over \$1,000,000	Over \$1,500,000 but not over \$17,000,000	\$225,000 plus 5% of the excess over \$1,500,000	Over \$17,000,000	\$1,000,000		
If the amount on line 1e, column (a) or (b) is:	The lobbying nontaxable amount is:														
Not over \$500,000	20% of the amount on line 1e														
Over \$500,000 but not over \$1,000,000	\$100,000 plus 15% of the excess over \$500,000														
Over \$1,000,000 but not over \$1,500,000	\$175,000 plus 10% of the excess over \$1,000,000														
Over \$1,500,000 but not over \$17,000,000	\$225,000 plus 5% of the excess over \$1,500,000														
Over \$17,000,000	\$1,000,000														
g Grassroots nontaxable amount (enter 25% of line 1f)															
h Subtract line 1g from line 1a If zero or less, enter -0-															
i Subtract line 1f from line 1c If zero or less, enter -0-															
j If there is an amount other than zero on either line 1h or line 1i, did the organization file Form 4720 reporting section 4911 tax for this year?		<input type="checkbox"/> Yes <input type="checkbox"/> No													

4-Year Averaging Period Under Section 501(h)
(Some organizations that made a section 501(h) election do not have to complete all of the five columns below. See the instructions for lines 2a through 2f on page 4.)

Lobbying Expenditures During 4-Year Averaging Period					
Calendar year (or fiscal year beginning in)	(a) 2007	(b) 2008	(c) 2009	(d) 2010	(e) Total
2a Lobbying non-taxable amount					
b Lobbying ceiling amount (150% of line 2a, column(e))					
c Total lobbying expenditures					
d Grassroots non-taxable amount					
e Grassroots ceiling amount (150% of line 2d, column (e))					
f Grassroots lobbying expenditures					

Part II-B

Complete if the organization is exempt under section 501(c)(3) and has NOT filed Form 5768 (election under section 501(h)).

		(a)		(b)
		Yes	No	Amount
1	During the year, did the filing organization attempt to influence foreign, national, state or local legislation, including any attempt to influence public opinion on a legislative matter or referendum, through the use of			
a	Volunteers?		No	
b	Paid staff or management (include compensation in expenses reported on lines 1c through 1i)?		No	
c	Media advertisements?		No	
d	Mailings to members, legislators, or the public?		No	
e	Publications, or published or broadcast statements?		No	
f	Grants to other organizations for lobbying purposes?		No	
g	Direct contact with legislators, their staffs, government officials, or a legislative body?		No	
h	Rallies, demonstrations, seminars, conventions, speeches, lectures, or any similar means?		No	
i	Other activities? If "Yes," describe in Part IV	Yes		
j	Total lines 1c through 1i			0
2a	Did the activities in line 1 cause the organization to be not described in section 501(c)(3)?			
b	If "Yes," enter the amount of any tax incurred under section 4912			
c	If "Yes," enter the amount of any tax incurred by organization managers under section 4912			
d	If the filing organization incurred a section 4912 tax, did it file Form 4720 for this year?			

Part III-A

Complete if the organization is exempt under section 501(c)(4), section 501(c)(5), or section 501(c)(6).

			Yes	No
1	Were substantially all (90% or more) dues received nondeductible by members?	1		
2	Did the organization make only in-house lobbying expenditures of \$2,000 or less?	2		
3	Did the organization agree to carryover lobbying and political expenditures from the prior year?	3		

Part III-B

Complete if the organization is exempt under section 501(c)(4), section 501(c)(5), or section 501(c)(6) if BOTH Part III-A, lines 1 and 2 are answered "No" OR if Part III-A, line 3 is answered "Yes".

1	Dues, assessments and similar amounts from members	1	
2	Section 162(e) non-deductible lobbying and political expenditures (do not include amounts of political expenses for which the section 527(f) tax was paid).		
a	Current year	2a	
b	Carryover from last year	2b	
c	Total	2c	
3	Aggregate amount reported in section 6033(e)(1)(A) notices of nondeductible section 162(e) dues	3	
4	If notices were sent and the amount on line 2c exceeds the amount on line 3, what portion of the excess does the organization agree to carryover to the reasonable estimate of nondeductible lobbying and political expenditure next year?	4	
5	Taxable amount of lobbying and political expenditures (see instructions)	5	

Part IV

Supplemental Information

Complete this part to provide the descriptions required for Part I-A, line 1, Part I-B, line 4, Part I-C, line 5, and Part II-B, line 1i. Also, complete this part for any additional information.

Identifier	Return Reference	Explanation
EXPLANATION OF OTHER LOBBYING ACTIVITIES	PART II-B, LINE 1I	THE HOSPITAL PAID DUES TO THE CONNECTICUT HOSPITAL ASSOCIATION. SOME PORTION OF THESE DUES MAY HAVE BEEN USED FOR LOBBYING EXPENSES ON BEHALF OF ITS' MEMBERS.

SCHEDULE D

(Form 990)

Department of the Treasury
Internal Revenue Service

Supplemental Financial Statements

▶ **Complete if the organization answered "Yes," to Form 990, Part IV, line 6, 7, 8, 9, 10, 11, or 12.**
▶ **Attach to Form 990. ▶ See separate instructions.**

OMB No 1545-0047

2010

Open to Public Inspection

Name of the organization
THE CHARLOTTE HUNGERFORD HOSPITAL

Employer identification number

06-0646678

Part I

Organizations Maintaining Donor Advised Funds or Other Similar Funds or Accounts. Complete if the organization answered "Yes" to Form 990, Part IV, line 6.

	(a) Donor advised funds	(b) Funds and other accounts
1	Total number at end of year	
2	Aggregate contributions to (during year)	
3	Aggregate grants from (during year)	
4	Aggregate value at end of year	
5	Did the organization inform all donors and donor advisors in writing that the assets held in donor advised funds are the organization's property, subject to the organization's exclusive legal control? <div><input type="checkbox"/> Yes<input type="checkbox"/> No</div>	
6	Did the organization inform all grantees, donors, and donor advisors in writing that grant funds may be used only for charitable purposes and not for the benefit of the donor or donor advisor, or for any other purpose conferring impermissible private benefit? <div><input type="checkbox"/> Yes<input type="checkbox"/> No</div>	

Part II

Conservation Easements. Complete if the organization answered "Yes" to Form 990, Part IV, line 7.

1

Purpose(s) of conservation easements held by the organization (check all that apply)

☐ Preservation of land for public use (e g , recreation or pleasure)☐ Preservation of an historically importantly land area☐ Protection of natural habitat☐ Preservation of a certified historic structure☐ Preservation of open space

2

Complete lines 2a–2d if the organization held a qualified conservation contribution in the form of a conservation easement on the last day of the tax year

	Held at the End of the Year
a	Total number of conservation easements
b	Total acreage restricted by conservation easements
c	Number of conservation easements on a certified historic structure included in (a)
d	Number of conservation easements included in (c) acquired after 8/17/06

3

Number of conservation easements modified, transferred, released, extinguished, or terminated by the organization during the taxable year ▶_____

4

Number of states where property subject to conservation easement is located ▶_____

5

Does the organization have a written policy regarding the periodic monitoring, inspection, handling of violations, and enforcement of the conservation easements it holds?

☐ Yes☐ No

6

Staff and volunteer hours devoted to monitoring, inspecting and enforcing conservation easements during the year ▶_____

7

Amount of expenses incurred in monitoring, inspecting, and enforcing conservation easements during the year ▶ \$ _____

8

Does each conservation easement reported on line 2(d) above satisfy the requirements of section 170(h)(4)(B)(i) and 170(h)(4)(B)(ii)?

☐ Yes☐ No

9

In Part XIV, describe how the organization reports conservation easements in its revenue and expense statement, and balance sheet, and include, if applicable, the text of the footnote to the organization's financial statements that describes the organization's accounting for conservation easements

Part III

Organizations Maintaining Collections of Art, Historical Treasures, or Other Similar Assets. Complete if the organization answered "Yes" to Form 990, Part IV, line 8.

1a

If the organization elected, as permitted under SFAS 116, not to report in its revenue statement and balance sheet works of art, historical treasures, or other similar assets held for public exhibition, education or research in furtherance of public service, provide, in Part XIV, the text of the footnote to its financial statements that describes these items

b

If the organization elected, as permitted under SFAS 116, to report in its revenue statement and balance sheet works of art, historical treasures, or other similar assets held for public exhibition, education, or research in furtherance of public service, provide the following amounts relating to these items

(i) Revenues included in Form 990, Part VIII, line 1▶ \$ _____

(ii) Assets included in Form 990, Part X▶ \$ _____

2

If the organization received or held works of art, historical treasures, or other similar assets for financial gain, provide the following amounts required to be reported under SFAS 116 relating to these items

a

Revenues included in Form 990, Part VIII, line 1▶ \$ _____

b

Assets included in Form 990, Part X▶ \$ _____

For Privacy Act and Paperwork Reduction Act Notice, see the Intructions for Form 990

Cat No 52283D

Schedule D (Form 990) 2010

Part III Organizations Maintaining Collections of Art, Historical Treasures, or Other Similar Assets *(continued)*

3

Using the organization's accession and other records, check any of the following that are a significant use of its collection items (check all that apply)

a

☐ Public exhibition

b

☐ Scholarly research

c

☐ Preservation for future generations

d

☐ Loan or exchange programs

e

☐ Other

4

Provide a description of the organization's collections and explain how they further the organization's exempt purpose in Part XIV

5

During the year, did the organization solicit or receive donations of art, historical treasures or other similar assets to be sold to raise funds rather than to be maintained as part of the organization's collection?

☐ Yes

☐ No

Part IV Escrow and Custodial Arrangements. Complete if the organization answered "Yes" to Form 990, Part IV, line 9, or reported an amount on Form 990, Part X, line 21.

1a

Is the organization an agent, trustee, custodian or other intermediary for contributions or other assets not included on Form 990, Part X?

☐ Yes

☐ No

b

If "Yes," explain the arrangement in Part XIV and complete the following table

c

Beginning balance

d

Additions during the year

e

Distributions during the year

f

Ending balance

	Amount
1c	
1d	
1e	
1f	

2a

Did the organization include an amount on Form 990, Part X, line 21?

☐ Yes

☐ No

b

If "Yes," explain the arrangement in Part XIV

Part V Endowment Funds. Complete if the organization answered "Yes" to Form 990, Part IV, line 10.

	(a)Current Year	(b)Prior Year	(c)Two Years Back	(d)Three Years Back	(e)Four Years Back
1a Beginning of year balance	49,273,746	45,533,758	47,240,328		
b Contributions	186,977	690,138	1,043,719		
c Investment earnings or losses	-2,264,127	3,824,302	-1,532,480		
d Grants or scholarships					
e Other expenditures for facilities and programs	266,780	774,452	1,217,809		
f Administrative expenses					
g End of year balance	46,929,816	49,273,746	45,533,758		

2

Provide the estimated percentage of the year end balance held as

a

Board designated or quasi-endowment ▶ 59 680 %

b

Permanent endowment ▶ 34 330 %

c

Term endowment ▶ 5 990 %

3a

Are there endowment funds not in the possession of the organization that are held and administered for the organization by

(i)

unrelated organizations

(ii)

related organizations

b

If "Yes" to 3a(ii), are the related organizations listed as required on Schedule R?

	Yes	No
3a(i)		No
3a(ii)		No
3b		

4

Describe in Part XIV the intended uses of the organization's endowment funds

Part VI Investments—Land, Buildings, and Equipment. See Form 990, Part X, line 10.

Description of investment	(a) Cost or other basis (investment)	(b)Cost or other basis (other)	(c) Accumulated depreciation	(d) Book value
1a Land		155,467		155,467
b Buildings		77,970,871	47,969,112	30,001,759
c Leasehold improvements				
d Equipment		58,753,563	50,349,826	8,403,737
e Other		5,593,170	4,177,714	1,415,456
Total. Add lines 1a-1e (Column (d) should equal Form 990, Part X, column (B), line 10(c).) ▶				39,976,419

Part XI

Reconciliation of Change in Net Assets from Form 990 to Financial Statements

1	Total revenue (Form 990, Part VIII, column (A), line 12)	1	116,782,607
2	Total expenses (Form 990, Part IX, column (A), line 25)	2	113,956,972
3	Excess or (deficit) for the year Subtract line 2 from line 1	3	2,825,635
4	Net unrealized gains (losses) on investments	4	-2,203,969
5	Donated services and use of facilities	5	
6	Investment expenses	6	
7	Prior period adjustments	7	
8	Other (Describe in Part XIV)	8	6,813,550
9	Total adjustments (net) Add lines 4 - 8	9	4,609,581
10	Excess or (deficit) for the year per financial statements Combine lines 3 and 9	10	7,435,216

Part XII

Reconciliation of Revenue per Audited Financial Statements With Revenue per Return

1	Total revenue, gains, and other support per audited financial statements	1	116,540,216
2	Amounts included on line 1 but not on Form 990, Part VIII, line 12		
a	Net unrealized gains on investments	2a	
b	Donated services and use of facilities	2b	
c	Recoveries of prior year grants	2c	
d	Other (Describe in Part XIV)	2d	
e	Add lines 2a through 2d	2e	0
3	Subtract line 2e from line 1	3	116,540,216
4	Amounts included on Form 990, Part VIII, line 12, but not on line 1		
a	Investment expenses not included on Form 990, Part VIII, line 7b	4a	
b	Other (Describe in Part XIV)	4b	242,391
c	Add lines 4a and 4b	4c	242,391
5	Total Revenue Add lines 3 and 4c. (This should equal Form 990, Part I, line 12)	5	116,782,607

Part XIII

Reconciliation of Expenses per Audited Financial Statements With Expenses per Return

1	Total expenses and losses per audited financial statements	1	113,880,767
2	Amounts included on line 1 but not on Form 990, Part IX, line 25		
a	Donated services and use of facilities	2a	
b	Prior year adjustments	2b	
c	Other losses	2c	
d	Other (Describe in Part XIV)	2d	
e	Add lines 2a through 2d	2e	0
3	Subtract line 2e from line 1	3	113,880,767
4	Amounts included on Form 990, Part IX, line 25, but not on line 1:		
a	Investment expenses not included on Form 990, Part VIII, line 7b	4a	
b	Other (Describe in Part XIV)	4b	76,205
c	Add lines 4a and 4b	4c	76,205
5	Total expenses Add lines 3 and 4c. (This should equal Form 990, Part I, line 18)	5	113,956,972

Part XIV

Supplemental Information

Complete this part to provide the descriptions required for Part II, lines 3, 5, and 9, Part III, lines 1a and 4, Part IV, lines 1b and 2b, Part V, line 4, Part X, Part XI, line 8, Part XII, lines 2d and 4b, and Part XIII, lines 2d and 4b. Also complete this part to provide any additional information.

Identifier	Return Reference	Explanation
DESCRIPTION OF INTENDED USE OF ENDOWMENT FUNDS	PART V, LINE 4	THE ENDOWMENT FUNDS WILL BE USED PRIMARILY FOR CAPITAL PURCHASES, INDIGENT CARE AND OTHER USES AS APPROVED BY THE BOARD IN ACCORDANCE WITH DONOR RESTRICTIONS
DESCRIPTION OF UNCERTAIN TAX POSITIONS UNDER FIN 48	PART X	THE HOSPITAL ACCOUNTS FOR UNCERTAIN TAX POSITIONS WITH PROVISIONS OF FASB ASC 740, "INCOME TAXES" WHICH PROVIDES A FRAMEWORK FOR HOW COMPANIES SHOULD RECOGNIZE, MEASURE, PRESENT AND DISCLOSE UNCERTAIN TAX POSITIONS IN THEIR FINANCIAL STATEMENTS. THE HOSPITAL MAY RECOGNIZE THE TAX BENEFIT FROM AN UNCERTAIN TAX POSITION ONLY IF IT IS MORE LIKELY THAN NOT THAT THE TAX POSITION WILL BE SUSTAINED ON EXAMINATION BY THE TAXING AUTHORITIES, BASED ON THE TECHNICAL MERITS OF THE POSITION. THE HOSPITAL DOES NOT HAVE ANY UNCERTAIN TAX POSITIONS AS OF SEPTEMBER 30, 2011 AND 2010. AS OF SEPTEMBER 30, 2011 AND 2010, THE HOSPITAL DID NOT RECORD ANY PENALTIES OR INTEREST ASSOCIATED WITH UNCERTAIN TAX POSITIONS. THE HOSPITAL'S PRIOR THREE TAX YEARS ARE OPEN AND SUBJECT TO EXAMINATION.
PART XI, LINE 8 - OTHER ADJUSTMENTS		PENSION RELATED CHANGES OTHER THAN NET PERIODIC PENSION COSTS 6,880,330. NET ASSETS RELEASED FROM RESTRICTIONS -266,780. NET ASSETS RELEASED FOR PROPERTY, PLANT & EQUIPMENT 200,000.
PART XII, LINE 4B - OTHER ADJUSTMENTS		TEMPORARY RESTRICTED ACTIVITY 175,236. AUXILIARY REVENUE 67,155.
PART XIII, LINE 4B - OTHER ADJUSTMENTS		AUXILIARY EXPENSES 76,205.

Part II Fundraising Events.

Complete if the organization answered "Yes" to Form 990, Part IV, line 18, or reported more than \$15,000 on Form 990-EZ, line 6a. List events with gross receipts greater than \$5,000.

Revenue		(a) Event #1	(b) Event #2	(c) Other Events	(d) Total Events		
		<u>GOLF TOURNAMENT</u>	<u>FASHION SHOW</u>	<u>13</u>	(Add col (a) through		
		(event type)	(event type)	(total number)	col (c))		
	1	Gross receipts	84,460	8,481	31,852	124,793	
	2	Less Charitable contributions		8,481	31,852	40,333	
	3	Gross income (line 1 minus line 2)	84,460			84,460	
Direct Expenses	4	Cash prizes					
	5	Non-cash prizes	3,947			3,947	
	6	Rent/facility costs	21,709			21,709	
	7	Food and beverages					
	8	Entertainment					
	9	Other direct expenses	1,304			1,304	
	10	Direct expense summary Add lines 4 through 9 in column (d). ▶					26,960
	11	Net income summary Combine lines 3 and 10 in column (d). ▶					57,500

Part III Gaming.

Complete if the organization answered "Yes" to Form 990, Part IV, line 19, or reported more than \$15,000 on Form 990-EZ, line 6a.

		(a) Bingo	(b) Pull tabs/Instant bingo/progressive bingo	(c) Other gaming	(d) Total gaming
					(Add col (a) through col (c))
Revenue	1	Gross revenue			
	2	Cash prizes			
Direct Expenses	3	Non-cash prizes			
	4	Rent/facility costs			
	5	Other direct expenses			
	6	Volunteer labor	<input type="checkbox"/> Yes _____% <input type="checkbox"/> No	<input type="checkbox"/> Yes _____% <input type="checkbox"/> No	<input type="checkbox"/> Yes _____% <input type="checkbox"/> No
	7	Direct expense summary Add lines 2 through 5 in column (d) ▶			
	8	Net gaming income summary Combine lines 1 and 7 in column (d) ▶			

9 Enter the state(s) in which the organization operates gaming activities _____

a Is the organization licensed to operate gaming activities in each of these states? ☐ Yes ☐ No

b If "No," Explain _____

10a Were any of the organization's gaming licenses revoked, suspended or terminated during the tax year? ☐ Yes ☐ No

b If "Yes," Explain _____

11

Does the organization operate gaming activities with nonmembers?

☐ Yes ☐ No

12

Is the organization a grantor, beneficiary or trustee of a trust or a member of a partnership or other entity formed to administer charitable gaming?

☐ Yes ☐ No

13

Indicate the percentage of gaming activity operated in

a	The organization's facility	13a
b	An outside facility	13b

14

Provide the name and address of the person who prepares the organization's gaming/special events books and records

Name ▶ _____

Address ▶ _____

15a

Does the organization have a contract with a third party from whom the organization receives gaming revenue?

☐ Yes ☐ No

b

If "Yes," enter the amount of gaming revenue received by the organization ▶ \$ _____ and the amount of gaming revenue retained by the third party ▶ \$ _____

c

If "Yes," enter name and address

Name ▶ _____

Address ▶ _____

16 Gaming manager information

Name ▶ _____

Gaming manager compensation ▶ \$ _____

Description of services provided ▶ _____

☐ Director/officer ☐ Employee ☐ Independent contractor

17

Mandatory distributions

a

Is the organization required under state law to make charitable distributions from the gaming proceeds to retain the state gaming license?

☐ Yes ☐ No

b

Enter the amount of distributions required under state law distributed to other exempt organizations or spent in the organization's own exempt activities during the tax year ▶ \$ _____

Part IV Complete this part to provide additional information for responses to question on Schedule G (see instructions.)

Identifier	ReturnReference	Explanation
------------	-----------------	-------------

SCHEDULE H
(Form 990)

Department of the Treasury
Internal Revenue Service

Hospitals

▶ **Complete if the organization answered "Yes" to Form 990, Part IV, question 20.**
▶ **Attach to Form 990.** ▶ **See separate instructions.**

OMB No 1545-0047

2010

Open to Public Inspection

Name of the organization
THE CHARLOTTE HUNGERFORD HOSPITAL

Employer identification number
06-0646678

Part I

Financial Assistance and Certain Other Community Benefits at Cost

		Yes	No
1a	Did the organization have a financial assistance policy during the tax year? If "No," skip to question 6a	Yes	
b	If "Yes," is it a written policy?	Yes	
2	If the organization has multiple hospitals, indicate which of the following best describes application of the financial assistance policy to its various hospital facilities during the tax year <div><input type="checkbox"/> Applied uniformly to all hospitals</div> <div><input type="checkbox"/> Applied uniformly to most hospitals</div> <div><input type="checkbox"/> Generally tailored to individual hospitals</div>		
3	Answer the following based on the the financial assistance eligibility criteria that applied to the largest number of the organization's patients during the tax year a Does the organization use Federal Poverty Guidelines (FPG) to determine eligibility for providing <i>free</i> care to low income individuals? If "Yes," indicate which of the following is the FPG family income limit for eligibility for free care <div><input type="checkbox"/> 100% <input type="checkbox"/> 150% <input checked="" type="checkbox"/> 200% <input type="checkbox"/> Other _____%</div> b Does the organization use FPG to determine eligibility for providing <i>discounted</i> care to low income individuals? If "Yes," indicate which of the following is the family income limit for eligibility for discounted care <div><input type="checkbox"/> 200% <input type="checkbox"/> 250% <input type="checkbox"/> 300% <input type="checkbox"/> 350% <input checked="" type="checkbox"/> 400% <input type="checkbox"/> Other _____%</div> c If the organization does not use FPG to determine eligibility, describe in Part VI the income based criteria for determining eligibility for free or discounted care Include in the description whether the organization uses an asset test or other threshold, regardless of income, to determine eligibility for free or discounted care 4 Did the organization's financial assistance policy that applied to the largest number of its patients during the tax year provide for free or discounted care to the "medically indigent"?	Yes	
5a	Did the organization budget amounts for free or discounted care provided under its financial assistance policy during the tax year?	Yes	
b	If "Yes," did the organization's financial assistance expenses exceed the budgeted amount?	Yes	
c	If "Yes" to line 5b, as a result of budget considerations, was the organization unable to provide free or discounted care to a patient who was eligible for free or discounted care?		No
6a	Does the organization prepare a community benefit report during the tax year?	Yes	
6b	If "Yes," did the organization make it available to the public?	Yes	
	Complete the following table using the worksheets provided in the Schedule H instructions Do not submit these worksheets with the Schedule H		

7 Financial Assistance and Certain Other Community Benefits at Cost						
Financial Assistance and Means-Tested Government Programs	(a) Number of activities or programs (optional)	(b) Persons served (optional)	(c) Total community benefit expense	(d) Direct offsetting revenue	(e) Net community benefit expense	(f) Percent of total expense
a Financial Assistance at cost (from Worksheets 1 and 2)		1,798	971,403	52,637	918,766	0 810 %
b Unreimbursed Medicaid (from Worksheet 3, column a)		41,050	22,835,171	18,685,833	4,149,338	3 640 %
c Unreimbursed costs—other means-tested government programs (from Worksheet 3, column b)		2,119	1,016,466	760,257	256,209	0 220 %
d Total Financial Assistance and Means-Tested Government Programs		44,967	24,823,040	19,498,727	5,324,313	4 670 %
Other Benefits						
e Community health improvement services and community benefit operations (from Worksheet 4)	8	1,044	25,008	0	25,008	0 020 %
f Health professions education (from Worksheet 5)		12	12,000	0	12,000	0 010 %
g Subsidized health services (from Worksheet 6)			17,887,605	16,040,031	1,847,574	1 620 %
h Research (from Worksheet 7)						
i Cash and in-kind contributions to community groups (from Worksheet 8)						
j Total Other Benefits	8	1,056	17,924,613	16,040,031	1,884,582	1 650 %
k Total. Add lines 7d and 7j	8	46,023	42,747,653	35,538,758	7,208,895	6 320 %

Part II

Community Building Activities during the tax year, and describe in Part VI how its community building activities during the tax year, and describe in Part VI how its community building activities promoted the health of the communities it serves.

	(a) Number of activities or programs (optional)	(b) Persons served (optional)	(c) Total community building expense	(d) Direct offsetting revenue	(e) Net community building expense	(f) Percent of total expense
1	Physical improvements and housing					
2	Economic development					
3	Community support					
4	Environmental improvements					
5	Leadership development and training for community members					
6	Coalition building					
7	Community health improvement advocacy					
8	Workforce development					
9	Other					
10	Total					

Part III

Bad Debt, Medicare, & Collection Practices

Section A. Bad Debt Expense

		Yes	No
1	Did the organization report bad debt expense in accordance with Heathcare Financial Management Association Statement No. 15?	1	Yes
2	Enter the amount of the organization's bad debt expense (at cost)	2	2,129,955
3	Enter the estimated amount of the organization's bad debt expense (at cost) attributable to patients eligible under the organization's financial assistance policy	3	
4	Provide in Part VI the text of the footnote to the organization's financial statements that describes bad debt expense. In addition, describe the costing methodology used in determining the amounts reported on lines 2 and 3, and rationale for including a portion of bad debt amounts as community benefit		

Section B. Medicare

5	Enter total revenue received from Medicare (including DSH and IME)	5	39,876,326
6	Enter Medicare allowable costs of care relating to payments on line 5	6	38,075,589
7	Subtract line 6 from line 5. This is the surplus or (shortfall)	7	1,800,737
8	Describe in Part VI the extent to which any shortfall reported in line 7 should be treated as community benefit. Also describe in Part VI the costing methodology or source used to determine the amount reported on line 6. Check the box that describes the method used: <input type="checkbox"/> Cost accounting system <input checked="" type="checkbox"/> Cost to charge ratio <input type="checkbox"/> Other		

Section C. Collection Practices

9a	Does the organization have a written debt collection policy?	9a	Yes
9b	If "Yes," does the organization's collection policy contain provisions on the collection practices to be followed for patients who are known to qualify for charity care or financial assistance? Describe in Part VI	9b	Yes

Part IV

Management Companies and Joint Ventures

(a) Name of entity	(b) Description of primary activity of entity	(c) Organization's profit % or stock ownership %	(d) Officers, directors, trustees, or key employees' profit % or stock ownership%	(e) Physicians' profit % or stock ownership %
1 1 ADVANCED MEDICAL IMAGING OF NORTHWEST CT LLC	IMAGING CENTER	50 000 %	0 %	50 000 %
2 2 MEDCONN COLLECTION AGENCY LLC	PATIENT COLLECTION AGENCY	20 000 %	0 %	0 %
3 4 UROLOGY CENTER OF NW CT	UROLOGY CENTER	62 500 %	0 %	37 500 %
4 5 LITCHFIELD COUNTY HEALTHCARE SERVICE CORP	PHYSICIANS PRACTICE	100 000 %	0 %	0 %
5				
6				
7				
8				
9				
10				
11				
12				
13				

Schedule H (Form 990) 2010

Part V

Facility Information (continued)

Section B. Facility Policies and Practices.

(Complete a separate Section B for each of the hospital facilities listed in Part V, Section A)

Name of Hospital Facility: CHARLOTTE HUNGERFORD HOSPITAL

Line Number of Hospital Facility (from Schedule H, Part V, Section A): 1

	Yes	No
Community Health Needs Assessment (Lines 1 through 7 are optional for 2010)		
1 During the tax year or any prior tax year, did the hospital facility conduct a community health needs assessment ("Needs Assessment")? If "No," skip to question 8 If "Yes," indicate what the Needs Assessment describes (check all that apply)	1 Yes	
a <input checked="" type="checkbox"/> A definition of the community served by the hospital facility		
b <input checked="" type="checkbox"/> Demographics of the community		
c <input type="checkbox"/> Existing health care facilities and resources within the community that are available to respond to the health needs of the community		
d <input checked="" type="checkbox"/> How data was obtained		
e <input checked="" type="checkbox"/> The health needs of the community		
f <input checked="" type="checkbox"/> Primary and chronic disease needs and other health issues of uninsured persons, low-income persons, and minority groups		
g <input checked="" type="checkbox"/> The process for identifying and prioritizing community health needs and services to meet the community health needs		
h <input checked="" type="checkbox"/> The process for consulting with persons representing the community's interests		
i <input checked="" type="checkbox"/> Information gaps that limit the hospital facility's ability to assess all of the community's health needs		
j <input type="checkbox"/> Other (describe in Part VI)		
2 Indicate the tax year the hospital facility last conducted a Needs Assessment 20 <u>10</u>		
3 In conducting its most recent Needs Assessment, did the hospital facility take into account input from persons who represent the community served by the hospital facility? If "Yes," describe in Part VI how the hospital facility took into account input from persons who represent the community, and identify the persons the hospital facility consulted	3 Yes	
4 Was the hospital facility's Needs Assessment conducted with one or more other hospital facilities? If "Yes," list the other hospital facilities in Part VI	4	No
5 Did the hospital facility make its Needs Assessment widely available to the public? If "Yes," indicate how the Needs Assessment was made widely available (check all that apply)	5 Yes	
a <input checked="" type="checkbox"/> Hospital facility's website		
b <input checked="" type="checkbox"/> Available upon request from the hospital facility		
c <input checked="" type="checkbox"/> Other (describe in Part VI)		
6 If the hospital facility addressed needs identified in its most recently conducted Needs Assessment, indicate how (check all that apply)		
a <input checked="" type="checkbox"/> Adoption of an implementation strategy to address the health needs of the hospital facility's community		
b <input checked="" type="checkbox"/> Execution of the implementation strategy		
c <input checked="" type="checkbox"/> Participation in the development of a community-wide community benefit plan		
d <input checked="" type="checkbox"/> Participation in the execution of a community-wide community benefit plan		
e <input checked="" type="checkbox"/> Inclusion of a community benefit section in operational plans		
f <input type="checkbox"/> Adoption of a budget for provision of services that address the needs identified in the Needs Assessment		
g <input checked="" type="checkbox"/> Prioritization of health needs in the community		
h <input checked="" type="checkbox"/> Prioritization of services that the hospital facility will undertake to meet health needs in its community		
i <input type="checkbox"/> Other (describe in Part VI)		
7 Did the hospital facility address all of the needs identified in its most recently conducted Needs Assessment? If "No," explain in Part VI which needs it has not addressed together with the reasons why it has not addressed such needs	7	No
Financial Assistance Policy		
Did the hospital facility have in place during the tax year a written financial assistance policy that		
8 Explains eligibility criteria for financial assistance, and whether such assistance includes free or discounted care?	8 Yes	
9 Used federal poverty guidelines (FPG) to determine eligibility for providing free care to low income individuals? . . . If "Yes," indicate the FPG family income limit for eligibility for free care <u>200 000000000000</u> %	9 Yes	

Part V

Facility Information (continued)

		Yes	No
10	Used FPG to determine eligibility for providing <i>discounted</i> care to low income individuals? If "Yes," indicate the FPG family income limit for eligibility for discounted care <u>250 000000000000</u> %	10	Yes
11	Explained the basis for calculating amounts charged to patients? If "Yes," indicate the factors used in determining such amounts (check all that apply) a <input checked="" type="checkbox"/> Income level b <input type="checkbox"/> Asset level c <input type="checkbox"/> Medical indigency d <input type="checkbox"/> Insurance status e <input checked="" type="checkbox"/> Uninsured discount f <input type="checkbox"/> Medicaid/Medicare g <input type="checkbox"/> State regulation h <input type="checkbox"/> Other (describe in Part VI)	11	Yes
12	Explained the method for applying for financial assistance?	12	Yes
13	Included measures to publicize the policy within the community served by the hospital facility? If "Yes," indicate how the hospital facility publicized the policy (check all that apply) a <input type="checkbox"/> The policy was posted at all times on the hospital facility's web site b <input checked="" type="checkbox"/> The policy was attached to all billing invoices c <input checked="" type="checkbox"/> The policy was posted in the hospital facility's emergency rooms or waiting rooms d <input checked="" type="checkbox"/> The policy was posted in the hospital facility's admissions offices e <input checked="" type="checkbox"/> The policy was provided, in writing, to patients upon admission to the hospital facility f <input checked="" type="checkbox"/> The policy was available upon request g <input type="checkbox"/> Other (describe in Part VI)	13	Yes

Billing and Collections

14	Did the hospital facility have in place during the tax year a separate billing and collections policy, or a written financial assistance policy that explained actions the hospital facility may take upon non-payment?	14	Yes
15	Check all of the following collection actions against a patient that were permitted under the hospital facility's policies at any time during the tax year a <input checked="" type="checkbox"/> Reporting to credit agency b <input type="checkbox"/> Lawsuits c <input checked="" type="checkbox"/> Liens on residences d <input type="checkbox"/> Body attachments e <input type="checkbox"/> Other (describe in Part VI)		
16	Did the hospital facility engage in or authorize a third party to engage in any of the following collection actions during the tax year? If "Yes," check all collection actions in which the hospital facility or a third party engaged (check all that apply) a <input checked="" type="checkbox"/> Reporting to credit agency b <input type="checkbox"/> Lawsuits c <input checked="" type="checkbox"/> Liens on residences d <input type="checkbox"/> Body attachments e <input type="checkbox"/> Other (describe in Part VI)	16	Yes
17	Indicate which actions the hospital facility took before initiating any of the collection actions checked in question 16 (check all that apply) a <input checked="" type="checkbox"/> Notified patients of the financial assistance policy upon admission b <input type="checkbox"/> Notified patients of the financial assistance policy prior to discharge c <input checked="" type="checkbox"/> Notified patients of the financial assistance policy in communications with the patients regarding the patients' bills d <input checked="" type="checkbox"/> Documented its determination of whether a patient who applied for financial assistance under the financial assistance policy qualified for financial assistance e <input type="checkbox"/> Other (describe in Part VI)		

Part V

Facility Information (continued)

Policy Relating to Emergency Medical Care

		Yes	No
18	Did the hospital facility have in place during the tax year a written policy relating to emergency medical care that requires the hospital facility to provide, without discrimination, care for emergency medical conditions to individuals regardless of their eligibility under the hospital facility's financial assistance policy? If "No," indicate the reasons why (check all that apply)	Yes	
a	<input type="checkbox"/> The hospital facility did not provide care for any emergency medical conditions		
b	<input type="checkbox"/> The hospital facility did not have a policy relating to emergency medical care		
c	<input type="checkbox"/> The hospital facility limited who was eligible to receive care for emergency medical conditions (describe in Part VI)		
d	<input type="checkbox"/> Other (describe in Part VI)		

Charges for Medical Care

19	Indicate how the hospital facility determined the amounts billed to individuals who did not have insurance covering emergency or other medically necessary care (check all that apply)			
a	<input type="checkbox"/> The hospital facility used the lowest negotiated commercial insurance rate for those services at the hospital facility			
b	<input type="checkbox"/> The hospital facility used the average of the three lowest negotiated commercial insurance rates for those services at the hospital facility			
c	<input type="checkbox"/> The hospital facility used the Medicare rate for those services			
d	<input checked="" type="checkbox"/> Other (describe in Part VI)			
20	Did the hospital facility charge any of its patients who were eligible for assistance under the hospital facility's financial assistance policy, and to whom the hospital facility provided emergency or other medically necessary services, more than the amounts generally billed to individuals who had insurance covering such care? If "Yes," explain in Part VI	20		No
21	Did the hospital facility charge any of its patients an amount equal to the gross charge for services provided to that patient? If "Yes," explain in Part VI	21		No

Part V

Facility Information (continued)

Section B. Facility Policies and Practices.

(Complete a separate Section B for each of the hospital facilities listed in Part V, Section A)

Name of Hospital Facility: HUNGERFORD EMERGENCY MEDICAL CENTER

Line Number of Hospital Facility (from Schedule H, Part V, Section A): 2

	Yes	No
Community Health Needs Assessment (Lines 1 through 7 are optional for 2010)		
1 During the tax year or any prior tax year, did the hospital facility conduct a community health needs assessment ("Needs Assessment")? If "No," skip to question 8 If "Yes," indicate what the Needs Assessment describes (check all that apply)	1 Yes	
a <input checked="" type="checkbox"/> A definition of the community served by the hospital facility		
b <input checked="" type="checkbox"/> Demographics of the community		
c <input type="checkbox"/> Existing health care facilities and resources within the community that are available to respond to the health needs of the community		
d <input checked="" type="checkbox"/> How data was obtained		
e <input checked="" type="checkbox"/> The health needs of the community		
f <input checked="" type="checkbox"/> Primary and chronic disease needs and other health issues of uninsured persons, low-income persons, and minority groups		
g <input checked="" type="checkbox"/> The process for identifying and prioritizing community health needs and services to meet the community health needs		
h <input checked="" type="checkbox"/> The process for consulting with persons representing the community's interests		
i <input checked="" type="checkbox"/> Information gaps that limit the hospital facility's ability to assess all of the community's health needs		
j <input type="checkbox"/> Other (describe in Part VI)		
2 Indicate the tax year the hospital facility last conducted a Needs Assessment 20 <u>10</u>		
3 In conducting its most recent Needs Assessment, did the hospital facility take into account input from persons who represent the community served by the hospital facility? If "Yes," describe in Part VI how the hospital facility took into account input from persons who represent the community, and identify the persons the hospital facility consulted	3 Yes	
4 Was the hospital facility's Needs Assessment conducted with one or more other hospital facilities? If "Yes," list the other hospital facilities in Part VI	4	No
5 Did the hospital facility make its Needs Assessment widely available to the public? If "Yes," indicate how the Needs Assessment was made widely available (check all that apply)	5 Yes	
a <input checked="" type="checkbox"/> Hospital facility's website		
b <input checked="" type="checkbox"/> Available upon request from the hospital facility		
c <input checked="" type="checkbox"/> Other (describe in Part VI)		
6 If the hospital facility addressed needs identified in its most recently conducted Needs Assessment, indicate how (check all that apply)		
a <input checked="" type="checkbox"/> Adoption of an implementation strategy to address the health needs of the hospital facility's community		
b <input checked="" type="checkbox"/> Execution of the implementation strategy		
c <input checked="" type="checkbox"/> Participation in the development of a community-wide community benefit plan		
d <input checked="" type="checkbox"/> Participation in the execution of a community-wide community benefit plan		
e <input checked="" type="checkbox"/> Inclusion of a community benefit section in operational plans		
f <input type="checkbox"/> Adoption of a budget for provision of services that address the needs identified in the Needs Assessment		
g <input checked="" type="checkbox"/> Prioritization of health needs in the community		
h <input checked="" type="checkbox"/> Prioritization of services that the hospital facility will undertake to meet health needs in its community		
i <input type="checkbox"/> Other (describe in Part VI)		
7 Did the hospital facility address all of the needs identified in its most recently conducted Needs Assessment? If "No," explain in Part VI which needs it has not addressed together with the reasons why it has not addressed such needs	7	No
Financial Assistance Policy		
Did the hospital facility have in place during the tax year a written financial assistance policy that		
8 Explains eligibility criteria for financial assistance, and whether such assistance includes free or discounted care?	8 Yes	
9 Used federal poverty guidelines (FPG) to determine eligibility for providing free care to low income individuals? . . . If "Yes," indicate the FPG family income limit for eligibility for free care <u>200 000000000000</u> %	9 Yes	

Part V

Facility Information (continued)

		Yes	No
10	Used FPG to determine eligibility for providing <i>discounted</i> care to low income individuals? If "Yes," indicate the FPG family income limit for eligibility for discounted care <u>250 000000000000</u> %	10	Yes
11	Explained the basis for calculating amounts charged to patients? If "Yes," indicate the factors used in determining such amounts (check all that apply) a <input checked="" type="checkbox"/> Income level b <input type="checkbox"/> Asset level c <input type="checkbox"/> Medical indigency d <input type="checkbox"/> Insurance status e <input checked="" type="checkbox"/> Uninsured discount f <input type="checkbox"/> Medicaid/Medicare g <input type="checkbox"/> State regulation h <input type="checkbox"/> Other (describe in Part VI)	11	Yes
12	Explained the method for applying for financial assistance?	12	Yes
13	Included measures to publicize the policy within the community served by the hospital facility? If "Yes," indicate how the hospital facility publicized the policy (check all that apply) a <input type="checkbox"/> The policy was posted at all times on the hospital facility's web site b <input checked="" type="checkbox"/> The policy was attached to all billing invoices c <input checked="" type="checkbox"/> The policy was posted in the hospital facility's emergency rooms or waiting rooms d <input checked="" type="checkbox"/> The policy was posted in the hospital facility's admissions offices e <input checked="" type="checkbox"/> The policy was provided, in writing, to patients upon admission to the hospital facility f <input checked="" type="checkbox"/> The policy was available upon request g <input type="checkbox"/> Other (describe in Part VI)	13	Yes

Billing and Collections

14	Did the hospital facility have in place during the tax year a separate billing and collections policy, or a written financial assistance policy that explained actions the hospital facility may take upon non-payment?	14	Yes
15	Check all of the following collection actions against a patient that were permitted under the hospital facility's policies at any time during the tax year a <input checked="" type="checkbox"/> Reporting to credit agency b <input type="checkbox"/> Lawsuits c <input checked="" type="checkbox"/> Liens on residences d <input type="checkbox"/> Body attachments e <input type="checkbox"/> Other (describe in Part VI)		
16	Did the hospital facility engage in or authorize a third party to engage in any of the following collection actions during the tax year? If "Yes," check all collection actions in which the hospital facility or a third party engaged (check all that apply) a <input checked="" type="checkbox"/> Reporting to credit agency b <input type="checkbox"/> Lawsuits c <input checked="" type="checkbox"/> Liens on residences d <input type="checkbox"/> Body attachments e <input type="checkbox"/> Other (describe in Part VI)	16	Yes
17	Indicate which actions the hospital facility took before initiating any of the collection actions checked in question 16 (check all that apply) a <input checked="" type="checkbox"/> Notified patients of the financial assistance policy upon admission b <input type="checkbox"/> Notified patients of the financial assistance policy prior to discharge c <input checked="" type="checkbox"/> Notified patients of the financial assistance policy in communications with the patients regarding the patients' bills d <input checked="" type="checkbox"/> Documented its determination of whether a patient who applied for financial assistance under the financial assistance policy qualified for financial assistance e <input type="checkbox"/> Other (describe in Part VI)		

Part V

Facility Information (continued)

Policy Relating to Emergency Medical Care

		Yes	No
18	Did the hospital facility have in place during the tax year a written policy relating to emergency medical care that requires the hospital facility to provide, without discrimination, care for emergency medical conditions to individuals regardless of their eligibility under the hospital facility's financial assistance policy? If "No," indicate the reasons why (check all that apply)	Yes	
a	<input type="checkbox"/> The hospital facility did not provide care for any emergency medical conditions		
b	<input type="checkbox"/> The hospital facility did not have a policy relating to emergency medical care		
c	<input type="checkbox"/> The hospital facility limited who was eligible to receive care for emergency medical conditions (describe in Part VI)		
d	<input type="checkbox"/> Other (describe in Part VI)		

Charges for Medical Care

19	Indicate how the hospital facility determined the amounts billed to individuals who did not have insurance covering emergency or other medically necessary care (check all that apply)			
a	<input type="checkbox"/> The hospital facility used the lowest negotiated commercial insurance rate for those services at the hospital facility			
b	<input type="checkbox"/> The hospital facility used the average of the three lowest negotiated commercial insurance rates for those services at the hospital facility			
c	<input type="checkbox"/> The hospital facility used the Medicare rate for those services			
d	<input checked="" type="checkbox"/> Other (describe in Part VI)			
20	Did the hospital facility charge any of its patients who were eligible for assistance under the hospital facility's financial assistance policy, and to whom the hospital facility provided emergency or other medically necessary services, more than the amounts generally billed to individuals who had insurance covering such care? If "Yes," explain in Part VI	20		No
21	Did the hospital facility charge any of its patients an amount equal to the gross charge for services provided to that patient? If "Yes," explain in Part VI	21		No

Part V

Facility Information *(continued)*

Section C. Other Facilities That Are Not Licensed, Registered, or Similarly Recognized as a Hospital Facility
(list in order of size, measured by total revenue per facility, from largest to smallest)

How many non-hospital facilities did the organization operate during the tax year? 11

Name and address	Type of Facility (Describe)
1 See Additional Data Table	

Part VI

Supplemental Information

Complete this part to provide the following information

- 1
- Required descriptions.** Provide the description required for Part I, lines 3c, 6a, and 7, Part II, Part III, lines 4, 8, and 9b, and Part V, Section B, lines 1j, 3, 4, 5c, 6i, 7, 11h, 13g, 15e, 16e, 17e, 18d, 19d, 20, and 21
- 2
- Needs assessment.** Describe how the organization assesses the health care needs of the communities it serves, in addition to any needs assessments reported in Part V, Section B
- 3
- Patient education of eligibility for assistance.** Describe how the organization informs and educates patients and persons who may be billed for patient care about their eligibility for assistance under federal, state, or local government programs or under the organization's financial assistance policy
- 4
- Community information.** Describe the community the organization serves, taking into account the geographic area and demographic constituents it serves
- 5
- Promotion of community health.** Provide any other information important to describing how the organization's hospital facilities or other health care facilities further its exempt purpose by promoting the health of the community (e g , open medical staff, community board, use of surplus funds, etc)
- 6
- Affiliated health care system.** If the organization is part of an affiliated health care system, describe the respective roles of the organization and its affiliates in promoting the health of the communities served
- 7
- State filing of community benefit report.** If applicable, identify all states with which the organization, or a related organization, files a community benefit report

Identifier	ReturnReference	Explanation
		PART I, LINE 3C CARE WILL BE PROVIDED FREE FOR THOSE UNINSURED WHO QUALIFY AS UNINSURED AND VERIFICATION HAS DETERMINED THAT THEIR ANNUAL INCOME IS LESS THAN 200% OF THE FEDERAL INCOME POVERTY LEVEL CARE WILL BE PROVIDED AT HOSPITAL COST, AS ESTABLISHED BY THE OFFICE OF HEALTH CARE ACCESS (OCHA), FOR THOSE UNINSURED PATIENTS WHO REQUEST ASSISTANCE AND VERIFICATION HAS DETERMINED THAT THEIR ANNUAL INCOME IS BETWEEN 200% AND 250% OF THE FPL CARE WILL BE DISCOUNTED BY 30% FOR THOSE UNISURED PATIENTS WHO REQUEST ASSISTANCE AND VERIFICATION HAS DETERMINED THAT THEIR ANNUAL INCOME IS BETWEEN 250% AND 400% OF THE FPL THE HOSPITAL WILL ALSO CONSIDER THE TOTAL MEDICAL EXPENSES FACED BY THE FAMILY AND THE FAMILY'S ABILITY TO PAY FOR THOSE EXPENSES, AND WILL CONSIDER OFFERING GREATER ASSISTANCE WHEN POSSIBLE TO THOSE FAMILIES FACING CATASTROPHIC MEDICAL EXPENSES

Identifier	ReturnReference	Explanation
		PART I, LINE 7 A COST TO CHARGE RATIO BASED ON CHARITY CARE CHARGES AND EXPENSES

Identifier	ReturnReference	Explanation
		PART III, LINE 4 THE RATIONALE FOR REPORTING BAD DEBT EXPENSE DIRECTLY FROM THE TRIAL BALANCE IS THAT ACCOUNTS HAVE ALREADY BEEN DISCOUNTED PRIOR TO BEING CLASSIFIED AS A BAD DEBT EXPENSE

Identifier	ReturnReference	Explanation
		PART III, LINE 8 THE REPORTED AMOUNTS FOR MEDICARE REVENUE RECEIVED AND MEDICARE COSTS ARE DERIVED DIRECTLY FROM THE MEDICARE COST REPORT

Identifier	ReturnReference	Explanation
		PART III, LINE 9B THE HOSPITAL ATTEMPTS TO HAVE INDIVIDUALS FILL OUT ALL PAPER WORK REQUIRED FOR CHARITY CARE IF THE PERSON IS NOT CAPABLE OF DOING THIS OR IS KNOWN TO BE UNABLE TO DO THIS (SUCH AS A KNOWN HOMELESS PERSON), THEN THE FINANCIAL ASSISTANCE COMMITTEE WILL ADJUST THE ACCOUNT TO CHARITY CARE AND IT WILL NOT BE REPORTED AS BAD DEBT IF AN ACCOUNT HAS BEEN REPORTED AS BAD DEBT AND INFORMATION COMES FORTH INDICATING AN INABILITY TO PAY, THEN THE ACCOUNT WOULD BE REMOVED FROM BAD DEBT AND MOVED TO CHARITY CARE

Identifier	ReturnReference	Explanation
CHARLOTTE HUNGERFORD HOSPITAL		PART V, SECTION B, LINE 3 A CONSULTANT WAS ENGAGED TO CONDUCT A COMMUNITY PERCEPTION SURVEY IN ADDITION TO THIS THE MEDICAL STAFF, BOARD OF DIRECTORS, AND EMPLOYEES WERE SURVEYED FOR THEIR INPUT INTO THE PROCESS

Identifier	ReturnReference	Explanation
HUNGERFORD EMERGENCY MEDICAL CENTER		PART V, SECTION B, LINE 3 A CONSULTANT WAS ENGAGED TO CONDUCT A COMMUNITY PERCEPTION SURVEY IN ADDITION TO THIS THE MEDICAL STAFF, BOARD OF DIRECTORS, AND EMPLOYEES WERE SURVEYED FOR THEIR INPUT INTO THE PROCESS

Identifier	ReturnReference	Explanation
CHARLOTTE HUNGERFORD HOSPITAL		PART V, SECTION B, LINE 5C IN ADDITION TO THE GENERAL PUBLIC, THE NEEDS ASSESSMENT IS MADE AVAILABLE TO THE MEDICAL STAFF, BOARD OF DIRECTORS, AND EMPLOYEES

Identifier	ReturnReference	Explanation
HUNGERFORD EMERGENCY MEDICAL CENTER		PART V, SECTION B, LINE 5C IN ADDITION TO THE GENERAL PUBLIC, THE NEEDS ASSESSMENT IS MADE AVAILABLE TO THE MEDICAL STAFF, BOARD OF DIRECTORS, AND EMPLOYEES

Identifier	ReturnReference	Explanation
CHARLOTTE HUNGERFORD HOSPITAL		PART V, SECTION B, LINE 7 NOT ALL NEEDS HAVE BEEN ADDRESSED SINCE THE ASSESSMENT WAS IN YEAR ONE OF A FIVE YEAR PLAN WITH A CONTINUED EFFORT TO REFINE ASSESSMENTS

Identifier	ReturnReference	Explanation
HUNGERFORD EMERGENCY MEDICAL CENTER		PART V, SECTION B, LINE 7 NOT ALL NEEDS HAVE BEEN ADDRESSED SINCE THE ASSESSMENT WAS IN YEAR ONE OF A FIVE YEAR PLAN WITH A CONTINUED EFFORT TO REFINE ASSESSMENTS

Identifier	ReturnReference	Explanation
CHARLOTTE HUNGERFORD HOSPITAL		PART V, SECTION B, LINE 19D CONNECTICUT STATE LAW (LOONEY BILL) REQUIRES THE HOSPITAL TO ADJUST THE PATIENTS BALANCE EQUAL TO THE COST OF PROVIDING THE CARE

Identifier	ReturnReference	Explanation
HUNGERFORD EMERGENCY MEDICAL CENTER		PART V, SECTION B, LINE 19D CONNECTICUT STATE LAW (LOONEY BILL) REQUIRES THE HOSPITAL TO ADJUST THE PATIENTS BALANCE EQUAL TO THE COST OF PROVIDING THE CARE

Identifier	ReturnReference	Explanation
		PART VI, LINE 2 THE HOSPITAL OFFERS FREE HEALTH SCREENINGS, FREE HEALTH EDUCATION AND LECTURES AT VARIOUS COMMUNITY EVENTS INCLUDING FAIRS, EXPOS, PRIVATE COMPANIES, PUBLIC MUNICIPALITIES, AND PUBLIC GATHERINGS THIS HELPS THE COMMUNITY ASSESS THEIR MEDICAL NEEDS IN ADDITION TO THE ABOVE ITEMS, THE HOSPITAL DISTRIBUTES FREE MEDICAL SUMMARY CARDS WHICH ALLOW PATIENTS TO TRACK THEIR MEDICATIONS

Identifier	ReturnReference	Explanation
		PART VI, LINE 3 THE HOSPITAL COUNSELS ALL SELF PAY PATIENTS EITHER BY MEETING WITH A FINANCIAL COUNSELOR OR IF HE OR SHE IS AN INPATIENT, MEETING WITH A SOCIAL WORKER ALL STATEMENTS RECEIVED BY PATIENTS INCLUDE FINANCIAL COUNSELING INFORMATION SIGNS ARE POSTED THROUGHOUT THE HOSPITAL INCLUDING IN THE EMERGENCY ROOM WHICH STATE THE CHARITY CARE POLICIES AND FINANCIAL ASSISTANCE INFORMATION

Identifier	ReturnReference	Explanation
		PART VI, LINE 4 THE CHARLOTTE HUNGERFORD HOSPITAL IS A 109 BED, GENERAL ACUTE CARE HOSPITAL LOCATED IN TORRINGTON, CONNECTICUT, SERVING A TWELVE TOWN PRIMARY SERVICE AREA COMPRISED OF APPROXIMATELY 100,000 PERSONS

Identifier	ReturnReference	Explanation
		PART VI, LINE 6 ALL BOARD OF DIRECTORS MEMBERS RESIDE IN THE COMMUNITY SERVED BY THE CHARLOTTE HUNGERFORD HOSPITAL AND ARE NOT EMPLOYEES OF THE HOSPITAL NOR ARE THEY INDEPENDENT CONTRACTORS DOING BUSINESS WITH THE HOSPITAL THE HOSPITAL EXTENDS MEDICAL STAFF PRIVILEGES TO ALL QUALIFIED PHYSICIANS WHO APPLY FOR SUCH PRIVILEGES THE HOSPITAL ESTABLISHES AN ANNUAL CAPITAL BUDGET TO ADD OR REPLACE PATIENT CARE EQUIPMENT AND FACILITIES MEDICAL EDUCATION IS PROVIDED TO PHYSICIANS THROUGH CONFERENCES ON A MONTHLY BASIS

Identifier	ReturnReference	Explanation
REPORTS FILED WITH STATES	PART VI, LINE 7	CT

Additional Data

Software ID:

Software Version:

EIN: 06-0646678

Name: THE CHARLOTTE HUNGERFORD HOSPITAL

Form 990 Schedule H, Part V Section C. Other Facilities That Are Not Licensed, Registered, or Similarly Recognized as a Hospital Facility

Section C. Other Facilities That Are Not Licensed, Registered, or Similarly Recognized as a Hospital Facility (list in order of size, measured by total revenue per facility, from largest to smallest)	
How many non-hospital facilities did the organization operate during the tax year? <u>11</u>	
Name and address	Type of Facility (Describe)
NORTHWEST CONNECTICUT MEDICAL WALK IN 1598 EAST MAIN STREET TORRINGTON,CT 06790	WALK IN MEDICAL CLINIC
THE HUNGERFORD CENTER 780 LITCHFIELD STREET TORRINGTON,CT 06790	CARDIAC AND PULMONARY REHAB SERVICES
THE CENTER FOR CANCER CARE 200 KENNEDY DRIVE TORRINGTON,CT 06790	CANCER TREATMENT CENTER
HUNGERFORD DIAGNOSTIC CENTER 220 KENNEDY DRIVE TORRINGTON,CT 06790	RADIOLOGY SERVICES
THE CENTER FOR YOUTH AND FAMILIES 1061 EAST MAIN STREET TORRINGTON,CT 06790	PSYCH SERVICES FOR CHILDREN AND FAMILIES
BRIDGES EXTENDED DAY PROGRAM 28 SAINT JOHN PLACE TORRINGTON,CT 06790	CHILD GUIDANCE CLINIC
WINSTED BEHAVIORAL HEALTH CENTER 294 MAIN STREET WINSTED,CT 06098	PSYCH SERVICES
SURGICAL ASSOCIATES OF CHH 538 LITCHFIELD STREET TORRINGTON,CT 06790	SURGICAL PHYSICIANS PRACTICE
NEUROLOGY PBC 780 LITCHFIELD STREET TORRINGTON,CT 06790	NEUROLOGY PHYSICIANS PRACTICE
CHH PRIMARY CARE 780 LITCHFIELD STREET TORRINGTON,CT 06790	PRIMARY CARE PHYSICIANS PRACTICE
CHH CARDIOVASCULAR MEDICINE SERVICE 1215 NEW LITCHFIELD STREET TORRINGTON,CT 06790	CARDIOVASCULAR PHYSICIANS PRACTICE

Schedule I
(Form 990)

Department of the Treasury
Internal Revenue Service

Grants and Other Assistance to Organizations,
Governments and Individuals in the United States

Complete if the organization answered "Yes," to Form 990, Part IV, line 21 or 22.
▶ Attach to Form 990

OMB No 1545-0047

2010

Open to Public
Inspection

Name of the organization
THE CHARLOTTE HUNGERFORD HOSPITAL

Employer identification number
06-0646678

Part I

General Information on Grants and Assistance

- 1

Does the organization maintain records to substantiate the amount of the grants or assistance, the grantees' eligibility for the grants or assistance, and the selection criteria used to award the grants or assistance?

☒ Yes ☐ No
- 2

Describe in Part IV the organization's procedures for monitoring the use of grant funds in the United States

Part II

Grants and Other Assistance to Governments and Organizations in the United States. Complete if the organization answered "Yes" to Form 990, Part IV, line 21 for any recipient that received more than \$5,000. Check this box if no one recipient received more than \$5,000. Part II can be duplicated if additional space is needed. ▶ ☐

1 (a) Name and address of organization or government	(b) EIN	(c) IRC Code section if applicable	(d) Amount of cash grant	(e) Amount of non-cash assistance	(f) Method of valuation (book, FMV, appraisal, other)	(g) Description of non-cash assistance	(h) Purpose of grant or assistance

- 2

Enter total number of section 501(c)(3) and government organizations ▶
- 3

Enter total number of other organizations ▶

Part III

Grants and Other Assistance to Individuals in the United States. Complete if the organization answered "Yes" to Form 990, Part IV, line 22.
Use Schedule I-1 (Form 990) if additional space is needed.

(a)Type of grant or assistance	(b)Number of recipients	(c)Amount of cash grant	(d)Amount of non-cash assistance	(e)Method of valuation (book, FMV, appraisal, other)	(f)Description of non-cash assistance
(1) HEALTHCARE SCHOLARSHIPS	12	12,000			

Part IV

Supplemental Information. Complete this part to provide the information required in Part I, line 2, and any other additional information.

Identifier	Return Reference	Explanation
OTHER INFORMATION	PART IV	THE CHARLOTTE HUNGERFORD HOSPITAL AUXILIARY AWARDS SCHOLARSHIPS IN THE AMOUNT OF \$1,000 EACH TO STUDENTS PURSUING HEALTHCARE EDUCATIONS THE STUDENTS MUST LIVE IN THE AREA SERVED BY THE HOSPITAL THEY MUST ALSO PROVIDE EVIDENCE OF HAVING BEEN ACCEPTED INTO A COLLEGE PROGRAM OR THEIR CURRENT GRADES IN COLLEGE RECIPIENTS OF THE SCHOLARSHIPS MUST SUBMIT LETTERS OF RECOMMENDATION FROM THEIR TEACHERS AND ALSO FROM NON-FAMILY PERSONS

Schedule J
(Form 990)

Compensation Information

OMB No 1545-0047

2010

Open to Public Inspection

For certain Officers, Directors, Trustees, Key Employees, and Highest Compensated Employees

▶ Complete if the organization answered "Yes" to Form 990, Part IV, question 23.

▶ Attach to Form 990. ▶ See separate instructions.

Name of the organization
THE CHARLOTTE HUNGERFORD HOSPITAL

Employer identification number

06-0646678

Part I

Questions Regarding Compensation

	Yes	No
<div>1a</div> <div>Check the appropriate box(es) if the organization provided any of the following to or for a person listed in Form 990, Part VII, Section A, line 1a. Complete Part III to provide any relevant information regarding these items.</div> <div><div><div><input type="checkbox"/> First-class or charter travel</div><div><input type="checkbox"/> Travel for companions</div><div><input type="checkbox"/> Tax idemnification and gross-up payments</div><div><input type="checkbox"/> Discretionary spending account</div></div><div><div><input type="checkbox"/> Housing allowance or residence for personal use</div><div><input type="checkbox"/> Payments for business use of personal residence</div><div><input type="checkbox"/> Health or social club dues or initiation fees</div><div><input type="checkbox"/> Personal services (e g , maid, chauffeur, chef)</div></div></div>		
<div>b</div> <div>If any of the boxes in line 1a are checked, did the organization follow a written policy regarding payment or reimbursement or provision of all the expenses described above? If "No," complete Part III to explain.</div>	1b	
<div>2</div> <div>Did the organization require substantiation prior to reimbursing or allowing expenses incurred by all officers, directors, trustees, and the CEO/Executive Director, regarding the items checked in line 1a?</div>	2	
<div>3</div> <div>Indicate which, if any, of the following the organization uses to establish the compensation of the organization's CEO/Executive Director. Check all that apply.</div> <div><div><div><input checked="" type="checkbox"/> Compensation committee</div><div><input type="checkbox"/> Independent compensation consultant</div><div><input type="checkbox"/> Form 990 of other organizations</div></div><div><div><input checked="" type="checkbox"/> Written employment contract</div><div><input type="checkbox"/> Compensation survey or study</div><div><input checked="" type="checkbox"/> Approval by the board or compensation committee</div></div></div>		
<div>4</div> <div>During the year, did any person listed in Form 990, Part VII, Section A, line 1a with respect to the filing organization or a related organization:</div>		
<div>a</div> <div>Receive a severance payment or change-of-control payment from the organization or a related organization?</div>	4a	No
<div>b</div> <div>Participate in, or receive payment from, a supplemental nonqualified retirement plan?</div>	4b	No
<div>c</div> <div>Participate in, or receive payment from, an equity-based compensation arrangement?</div>	4c	No
<div></div> <div>If "Yes" to any of lines 4a-c, list the persons and provide the applicable amounts for each item in Part III.</div>		
<div></div> <div>Only 501(c)(3) and 501(c)(4) organizations only must complete lines 5-9.</div>		
<div>5</div> <div>For persons listed in form 990, Part VII, Section A, line 1a, did the organization pay or accrue any compensation contingent on the revenues of:</div>		
<div>a</div> <div>The organization?</div>	5a	No
<div>b</div> <div>Any related organization?</div>	5b	No
<div></div> <div>If "Yes," to line 5a or 5b, describe in Part III.</div>		
<div>6</div> <div>For persons listed in form 990, Part VII, Section A, line 1a, did the organization pay or accrue any compensation contingent on the net earnings of:</div>		
<div>a</div> <div>The organization?</div>	6a	No
<div>b</div> <div>Any related organization?</div>	6b	No
<div></div> <div>If "Yes," to line 6a or 6b, describe in Part III.</div>		
<div>7</div> <div>For persons listed in Form 990, Part VII, Section A, line 1a, did the organization provide any non-fixed payments not described in lines 5 and 6? If "Yes," describe in Part III.</div>	7	No
<div>8</div> <div>Were any amounts reported in Form 990, Part VII, paid or accrued pursuant to a contract that was subject to the initial contract exception described in Regs. section 53.4958-4(a)(3)? If "Yes," describe in Part III.</div>	8	No
<div>9</div> <div>If "Yes" to line 8, did the organization also follow the rebuttable presumption procedure described in Regulations section 53.4958-6(c)?</div>	9	

Part II **Officers, Directors, Trustees, Key Employees, and Highest Compensated Employees.** Use duplicate copies if additional space is needed.

For each individual whose compensation must be reported in Schedule J, report compensation from the organization on row (i) and from related organizations, described in the instructions on row (ii) Do not list any individuals that are not listed on Form 990, Part VII

Note. The sum of columns (B)(i)-(iii) must equal the applicable column (D) or column (E) amounts on Form 990, Part VII, line 1a

(A) Name		(B) Breakdown of W-2 and/or 1099-MISC compensation			(C) Retirement and other deferred compensation	(D) Nontaxable benefits	(E) Total of columns (B)(i)-(D)	(F) Compensation reported in prior Form 990 or Form 990-EZ
		(i) Base compensation	(ii) Bonus & incentive compensation	(iii) Other reportable compensation				
(1) DANIEL J MCINTYRE	(i) (ii)	361,716 0	0 0	0 0	50,669 0	37,739 0	450,124 0	0 0
(2) SUSAN M SCHAPP	(i) (ii)	155,580 0	0 0	0 0	19,372 0	16,232 0	191,184 0	0 0
(3) JOHN J CAPOBIANCO	(i) (ii)	196,967 0	0 0	0 0	21,389 0	20,550 0	238,906 0	0 0
(4) MARK PRETE MD	(i) (ii)	317,143 0	0 0	0 0	80,234 0	33,089 0	430,466 0	0 0
(5) RAYMOND J ELLIOTT	(i) (ii)	167,462 0	0 0	0 0	36,015 0	17,472 0	220,949 0	0 0
(6) STEVEN SINGER MD	(i) (ii)	265,613 0	0 0	0 0	36,275 0	27,712 0	329,600 0	0 0
(7) ELZBIETA LACH-PASKO MD	(i) (ii)	396,162 0	0 0	0 0	15,440 0	41,333 0	452,935 0	0 0
(8) ROBERTA MELTZER MD	(i) (ii)	185,417 0	0 0	0 0	40,629 0	19,345 0	245,391 0	0 0
(9) WILLIAM POLITO MD	(i) (ii)	248,264 0	0 0	0 0	24,704 0	25,902 0	298,870 0	0 0
(10) ASHOK DUBEY MD	(i) (ii)	262,659 0	0 0	0 0	0 0	27,404 0	290,063 0	0 0
(11) MUSTAFA UGURLU MD	(i) (ii)	307,766 0	0 0	0 0	5,119 0	32,110 0	344,995 0	0 0
(12) TIMOTHY GOSTKOWSKI MD	(i) (ii)	432,715 0	0 0	0 0	0 0	45,147 0	477,862 0	0 0
(13) RAHUL MAGAVI MD	(i) (ii)	219,986 0	0 0	0 0	2,520 0	22,952 0	245,458 0	0 0
(14)								
(15)								
(16)								

Part III **Supplemental Information**

Complete this part to provide the information, explanation, or descriptions required for Part I, lines 1a, 1b, 4c, 5a, 5b, 6a, 6b, 7, and 8. Also complete this part for any additional information.

Identifier	Return Reference	Explanation
------------	------------------	-------------

SCHEDULE O

(Form 990 or 990-EZ)

Department of the Treasury

Internal Revenue Service

Supplemental Information to Form 990 or 990-EZ

Complete to provide information for responses to specific questions on Form 990 or to provide any additional information.

▶ Attach to Form 990 or 990-EZ.

OMB No 1545-0047

2010

Open to Public Inspection

Name of the organization

THE CHARLOTTE HUNGERFORD HOSPITAL

Employer identification number

06-0646678

Identifier	Return Reference	Explanation
FORM 990, PART VI, SECTION B, LINE 11		A COPY OF FORM 990 IS DISTRIBUTED TO THE BOARD OF DIRECTORS BEFORE IT IS FILED WITH THE IRS THIS ENABLES THE BOARD TO ASK QUESTIONS, AND TO APPROVE THE DISCLOSURES MADE IN THE RETURN

Identifier	Return Reference	Explanation
	FORM 990, PART VI, SECTION B, LINE 12C	THE HOSPITAL DISTRIBUTES A CONFLICT OF INTEREST QUESTIONNAIRE ANNUALLY TO ITS BOARD OF DIRECTORS, ALL MANAGEMENT PERSONNEL, AND PURCHASING AGENTS

Identifier	Return Reference	Explanation
	FORM 990, PART VI, SECTION B, LINE 15	COMPENSATION FOR SENIOR STAFF IS DETERMINED USING THE FOLLOWING STEPS - A MARKET SURVEY BASED ON CT HOSPITAL ASSOCIATION IS USED AS A STARTING POINT - ADJUSTMENTS ARE THEN MADE BASED ON THE CANDIDATE'S CURRENT SALARY AND PRIOR EXPERIENCE - THE COMPENSATION FIGURE IS THEN PRESENTED TO THE BOARD OF DIRECTORS FOR APPROVAL

Identifier	Return Reference	Explanation
	FORM 990, PART VI, SECTION C, LINE 19	THE HOSPITAL MAKES ITS GOVERNING POLICIES AVAILABLE TO THE PUBLIC UPON REQUEST A CONFLICT OF INTEREST QUESTIONNAIRE IS DISTRIBUTED TO THE BOARD OF DIRECTORS, ALL MANAGEMENT PERSONNEL, AND THE PURCHASING AGENTS FOR THE HOSPITAL AN ANNUAL REPORT OF THE OPERATIONS OF THE HOSPITAL INCLUDING FINANCIAL INFORMATION IS PUBLISHED EACH YEAR AND IS AVAILABLE TO THE PUBLIC

Identifier	Return Reference	Explanation
CHANGES IN NET ASSETS OR FUND BALANCES	FORM 990, PART XI, LINE 5	NET UNREALIZED LOSSES ON INVESTMENTS -2,203,969 PENSION RELATED CHANGES OTHER THAN NET PERIODIC PENSION COSTS 6,880,330 NET ASSETS RELEASED FROM RESTRICTIONS - 266,780 NET ASSETS RELEASED FOR PROPERTY, PLANT & EQUIPMENT 200,000 TOTAL TO FORM 990, PART XI, LINE 5 4,609,581

Identifier	Return Reference	Explanation
	FORM 990, PART XI, LINE 2C	THE HOSPITAL'S AUDIT COMMITTEE ASSUMES RESPONSIBILITY FOR OVERSIGHT OF THE AUDIT OF ITS FINANCIAL STATEMENTS AND THE SELECTION OF AN INDEPENDENT ACCOUNTANT. THESE FUNCTIONS AND PROCESSES HAVE NOT CHANGED FROM THE PRIOR YEAR.

SCHEDULE R
(Form 990)

Department of the Treasury
Internal Revenue Service

Related Organizations and Unrelated Partnerships

▶ Complete if the organization answered "Yes" to Form 990, Part IV, line 33, 34, 35, 36, or 37.
▶ Attach to Form 990. ▶ See separate instructions.

OMB No 1545-0047

2010

Open to Public Inspection

Name of the organization
THE CHARLOTTE HUNGERFORD HOSPITAL

Employer identification number
06-0646678

Part I

Identification of Disregarded Entities (Complete if the organization answered "Yes" on Form 990, Part IV, line 33.)

(a) Name, address, and EIN of disregarded entity	(b) Primary activity	(c) Legal domicile (state or foreign country)	(d) Total income	(e) End-of-year assets	(f) Direct controlling entity

Part II

Identification of Related Tax-Exempt Organizations (Complete if the organization answered "Yes" on Form 990, Part IV, line 34 because it had one or more related tax-exempt organizations during the tax year.)

(a) Name, address, and EIN of related organization	(b) Primary activity	(c) Legal domicile (state or foreign country)	(d) Exempt Code section	(e) Public charity status (if section 501(c)(3))	(f) Direct controlling entity	(g) Section 512(b)(13) controlled organization	
						Yes	No

Part III

Identification of Related Organizations Taxable as a Partnership (Complete if the organization answered "Yes" on Form 990, Part IV, line 34 because it had one or more related organizations treated as a partnership during the tax year.)

(a) Name, address, and EIN of related organization	(b) Primary activity	(c) Legal domicile (state or foreign country)	(d) Direct controlling entity	(e) Predominant income (related, unrelated, excluded from tax under sections 512- 514)	(f) Share of total income	(g) Share of end-of-year assets	(h) Dispropportionate allocations?		(i) Code V—UBI amount in box 20 of Schedule K-1 (Form 1065)	(j) General or managing partner?		(k) Percentage ownership
							Yes	No		Yes	No	
(1) ADVANCED MEDICAL IMAGING OF NW CT LLC 57 COMMERCIAL BLVD TORRINGTON, CT06790 06-1594854	MAGNETIC RESONANCE IMAGING	CT	N/A	RELATED	666,744	274,067		No			No	
(2) UROLOGY CENTER OF NW CT LLC 538 LITCHFIELD STREET TORRINGTON, CT06790 58-2674029	EQUIPMENT RENTAL	CT	N/A	RELATED	48,301	24,208		No			No	

Part IV

Identification of Related Organizations Taxable as a Corporation or Trust (Complete if the organization answered "Yes" on Form 990, Part IV, line 34 because it had one or more related organizations treated as a corporation or trust during the tax year.)

(a) Name, address, and EIN of related organization	(b) Primary activity	(c) Legal domicile (state or foreign country)	(d) Direct controlling entity	(e) Type of entity (C corp, S corp, or trust)	(f) Share of total income	(g) Share of end-of-year assets	(h) Percentage ownership
(1) LITCHFIELD COUNTY HEALTHCARE SERVICE CORPORATION 540 LITCHFIELD STREET TORRINGTON, CT06790 06-1227655	MANAGEMENT SERVICES	CT	THE CHARLOTTE HUNGERFORD HOSPITAL	C		505	100 000 %

Part V

Transactions With Related Organizations (Complete if the organization answered "Yes" on Form 990, Part IV, line 34, 35, 35A, or 36.)

Note. Complete line 1 if any entity is listed in Parts II, III or IV

1 During the tax year, did the organization engage in any of the following transactions with one or more related organizations listed in Parts II-IV?

a Receipt of (i) interest (ii) annuities (iii) royalties (iv) rent from a controlled entity

b Gift, grant, or capital contribution to other organization(s)

c Gift, grant, or capital contribution from other organization(s)

d Loans or loan guarantees to or for other organization(s)

e Loans or loan guarantees by other organization(s)

f Sale of assets to other organization(s)

g Purchase of assets from other organization(s)

h Exchange of assets

i Lease of facilities, equipment, or other assets to other organization(s)

j Lease of facilities, equipment, or other assets from other organization(s)

k Performance of services or membership or fundraising solicitations for other organization(s)

l Performance of services or membership or fundraising solicitations by other organization(s)

m Sharing of facilities, equipment, mailing lists, or other assets

n Sharing of paid employees

o Reimbursement paid to other organization for expenses

p Reimbursement paid by other organization for expenses

q Other transfer of cash or property to other organization(s)

r Other transfer of cash or property from other organization(s)

Yes

No

1a

1b

1c

1d

1e

1f

1g

1h

1i

1j

1k

1l

1m

1n

1o

1p

1q

1r

No

No

No

No

No

No

No

No

No

No

No

No

No

No

No

No

No

Yes

2 If the answer to any of the above is "Yes," see the instructions for information on who must complete this line, including covered relationships and transaction thresholds

(a) Name of other organization	(b) Transaction type(a-r)	(c) Amount involved	(d) Method of determining amount involved
(1) ADVANCED MEDICAL IMAGING OF NW CT LLC	R	680,000	ACTUAL
(2)			
(3)			
(4)			
(5)			
(6)			

Schedule R (Form 990) 2010

Provide the following information for each entity taxed as a partnership through which the organization conducted more than five percent of its activities (measured by total assets or gross revenue) that was not a related organization. See instructions regarding exclusion for certain investment partnerships.

[illegible]

Part VII

Supplemental Information

Complete this part to provide additional information for responses to questions on Schedule R (see instructions)

Identifier	Return Reference	Explanation
------------	------------------	-------------

The Charlotte Hungerford Hospital

Independent Auditors' Report,
Financial Statements and Supplemental Information

As of and for the Years Ended
September 30, 2011 and 2010



Saslow Lufkin & Buggy, LLP
Certified Public Accountants and Consultants

The Charlotte Hungerford Hospital
Independent Auditors' Report, Financial
Statements and Supplemental Information
As of and for the Years Ended September 30, 2011 and 2010

Table of Contents

	<u>Page</u>
Independent Auditors' Report	1
Financial Statements:	
Balance Sheets	2
Statements of Operations and Changes in Net Assets (consolidated for 2010 only)	3
Statements of Cash Flows (consolidated for 2010 only)	5
Notes to the Financial Statements	6
Supplemental Information:	
Schedule of Gross Patient Service Revenue by Business Unit	28
Schedule of Revenues, Gains and Other Support	29
Schedule of Operating Expenses by Business Unit	30
Consolidating Statement of Operations and Changes in Unrestricted Net Assets - 2010	31



Saslow Lufkin & Buggy, LLP
Certified Public Accountants and Consultants

Independent Auditors' Report

To the Board of Governors of
The Charlotte Hungerford Hospital:

We have audited the accompanying balance sheets of The Charlotte Hungerford Hospital (the Hospital) a Connecticut not-for-profit, non-stock corporation, as of September 30, 2011 and 2010, and the related statements of operations and changes in net assets and cash flows for the years then ended (2010 is a consolidated presentation). These financial statements are the responsibility of the Hospital's management. Our responsibility is to express an opinion on these financial statements based on our audits.

We conducted our audits in accordance with auditing standards generally accepted in the United States of America. Those standards require that we plan and perform the audits to obtain reasonable assurance about whether the financial statements are free of material misstatement. An audit includes consideration of internal control over financial reporting as a basis for designing audit procedures that are appropriate in the circumstances, but not for the purpose of expressing an opinion on the effectiveness of the Hospital's internal control over financial reporting. Accordingly, we express no such opinion. An audit also includes examining, on a test basis, evidence supporting the amounts and disclosures in the financial statements, assessing the accounting principles used and significant estimates made by management, as well as evaluating the overall financial statement presentation. We believe that our audits provide a reasonable basis for our opinion.

In our opinion, the 2011 and 2010 financial statements referred to above present fairly, in all material respects, the financial position of The Charlotte Hungerford Hospital as of September 30, 2011 and 2010, and the results of its operations and its cash flows for the years then ended in conformity with accounting principles generally accepted in the United States of America.

Our audit was conducted for the purpose of forming an opinion of the financial statements taken as a whole. The supplemental information, contained on pages 28 through 31, is presented for purposes of additional analysis in conjunction with the financial statements and is not a required part of the financial statements. Accordingly, we do not express an opinion on the supplemental information for 2011 and the consolidating statement of operations and changes in unrestricted net assets of the individual entities for the year end September 30, 2010. Such information is the responsibility of management and was derived from and relates directly to the underlying accounting and other records used to prepare the financial statements. The information has been subjected to the auditing procedures applied in the audit of the financial statements and certain additional procedures, including comparing and reconciling such information directly to the underlying accounting and other records used to prepare the financial statements or to the financial statements themselves, and other additional procedures in accordance with auditing standards generally accepted in the United States of America. In our opinion, the supplemental information is fairly stated in all material respects in relation to the financial statements as a whole.

Saslow Lufkin & Buggy, LLP

December 8, 2011

The Charlotte Hungerford Hospital
Balance Sheets
September 30, 2011 and 2010

	2011	2010		2011	2010
Assets			Liabilities		
Current assets			Current liabilities		
Cash and cash equivalents	\$ 8,455,576	\$ 5,456,105	Current portion of bonds payable	\$ 1,155,000	\$ 1,120,000
Accounts receivable (less allowance for doubtful accounts of \$1,519,710 in 2011 and \$1,566,219 in 2010)	11,144,540	9,573,323	Current portion of loans payable	186,190	212,691
Inventories	1,994,112	1,886,150	Current portion of capital lease obligations	-	21,204
Estimated amounts due from third-party reimbursement agencies	1,516,187	1,079,437	Accounts payable	5,509,809	4,439,653
Due from temporary restricted funds	26,124	227,108	Estimated amounts due to third-party reimbursement agencies	1,693,818	2,034,000
Other current assets	2,334,740	2,192,779	Accrued salaries, wages and fees	3,433,272	3,018,603
	<u>25,471,279</u>	<u>20,414,902</u>	Other current liabilities	7,183,569	5,718,436
Total current assets	25,471,279	20,414,902	Total current liabilities	19,161,658	16,564,587
Assets whose use is limited			Bonds payable, less current portion	1,200,000	2,355,000
Investments held in trust for estimated self-insurance liabilities	3,726,581	4,042,373	Loans payable, less current portion	3,424,338	3,667,950
Under bond indenture agreement - held by others	288,839	277,118	Estimated self-insurance liabilities	2,631,693	2,554,405
Donor restricted assets	6,563,036	6,732,834	Accrued pension liability	26,422,971	33,995,533
Beneficial interest in assets held in trust by others	12,360,649	12,619,869		<u>52,840,660</u>	<u>59,137,475</u>
	<u>22,939,105</u>	<u>23,672,194</u>	Total liabilities		
Total assets whose use is limited	22,939,105	23,672,194			
Long-term investments	28,762,329	30,690,384			
Pledges receivable, net	169,438	282,069			
Property, plant and equipment					
Land	155,467	155,467			
Land improvements	4,555,336	4,556,586			
Buildings	77,970,871	75,462,132			
Fixed equipment	16,505,932	16,297,585	Commitments and contingencies	-	-
Moveable equipment	42,244,214	40,755,078			
	<u>141,431,820</u>	<u>137,226,848</u>			
Less accumulated depreciation	(102,493,235)	(96,582,714)			
	<u>38,938,585</u>	<u>40,644,134</u>			
Construction in progress	1,037,834	918,096			
	<u>39,976,419</u>	<u>41,562,230</u>			
Total property, plant and equipment	39,976,419	41,562,230			
Leased equipment under capital leases, net of accumulated amortization of \$83,894 in 2010	-	18,833	Net assets		
Deferred financing costs, net	68,796	100,282	Unrestricted (\$28,006,131 in 2011 and \$29,921,043 in 2010 designated by the Board of Governors)	47,062,165	39,188,881
Other assets	1,439,144	938,165	Temporarily restricted	2,810,655	2,980,453
	<u>1,507,940</u>	<u>1,057,280</u>	Permanently restricted	16,113,030	16,372,250
Total other assets	1,507,940	1,057,280	Total net assets	65,985,850	58,541,584
	<u>\$ 118,826,510</u>	<u>\$ 117,679,059</u>		<u>\$ 118,826,510</u>	<u>\$ 117,679,059</u>
Total assets	\$ 118,826,510	\$ 117,679,059	Total liabilities and net assets	\$ 118,826,510	\$ 117,679,059

The accompanying notes are an integral part of these financial statements

The Charlotte Hungerford Hospital
Statements of Operations and Changes in Net Assets
For the Years Ended September 30, 2011 and 2010

	2011	<i>(consolidated)</i> 2010
Unrestricted revenues		
Net patient service revenues	\$ 109,579,717	\$ 103,758,285
Other revenues	<u>4,949,386</u>	<u>5,283,033</u>
Total revenues	114,529,103	109,041,318
Expenses		
Salaries and wages	53,287,674	50,331,274
Physician fees	1,479,732	1,154,344
Employee benefits	15,812,664	15,643,996
Services	13,731,155	13,641,006
Supplies	18,577,930	18,222,428
Provision for bad debts	2,129,955	2,413,649
Depreciation and amortization	6,178,082	6,177,041
Interest and bond expenses	308,286	374,299
Insurance	<u>2,375,289</u>	<u>1,867,148</u>
Total expenses	<u>113,880,767</u>	<u>109,825,185</u>
Operating income (loss)	648,336	(783,867)
Other income		
Investment and other income, net	1,496,290	1,996,464
Gifts and bequests	405,765	127,644
Gain from equity method investments	<u>109,058</u>	<u>119,337</u>
Total other income	<u>2,011,113</u>	<u>2,243,445</u>
Excess of revenues over expenses	<u>\$ 2,659,449</u>	<u>\$ 1,459,578</u>

The accompanying notes are an integral part of these financial statements.

The Charlotte Hungerford Hospital
Statements of Operations and Changes in Net Assets (continued)
For the Years Ended September 30, 2011 and 2010

	2011	<i>(consolidated)</i> 2010
Unrestricted net assets		
Excess of revenues over expenses	\$ 2,659,449	\$ 1,459,578
Change in unrealized (losses) gains on investments	(1,866,495)	1,124,598
Pension related changes other than net periodic pension costs	6,880,330	(5,216,819)
Net assets released from restrictions used for purchase of property and equipment	200,000	-
Reclassification of temporary net assets	-	109,559
Change in unrestricted net assets	7,873,284	(2,523,084)
Temporarily restricted net assets		
Investment (loss) income	(11,740)	51,128
Contributions	186,977	690,138
Change in unrealized (losses) gains on investments	(78,255)	88,992
Net assets released from restrictions	(266,780)	(774,452)
Change in temporarily restricted net assets	(169,798)	55,806
Permanently restricted net assets		
Change in beneficial interest in assets held in trust by others	(259,220)	813,860
Change in permanently restricted net assets	(259,220)	813,860
Change in net assets	7,444,266	(1,653,418)
Net assets, beginning of year	58,541,584	60,195,002
Net assets, end of year	\$ 65,985,850	\$ 58,541,584

The accompanying notes are an integral part of these financial statements.

The Charlotte Hungerford Hospital
Statements of Cash Flows
For the Years Ended September 30, 2011 and 2010

	2011	<i>(consolidated)</i> 2010
Cash flows from operating activities		
Change in net assets	\$ 7,444,266	\$ (1,653,418)
Adjustments to reconcile change in net assets to net cash provided by operating activities		
Depreciation and amortization	6,178,082	6,177,041
Net realized gains on investments	(576,937)	(750,157)
Net unrealized losses (gains) on investments	1,944,750	(1,213,555)
Decrease (increase) in beneficial interest in assets held in trust by others	259,220	(813,860)
Provision for bad debts, net	2,129,955	2,413,649
Changes in		
Accounts receivable, net	(3,701,172)	(2,095,408)
Inventories	(107,962)	(60,581)
Estimated amounts due from third-party reimbursement agencies	(436,750)	(977,280)
Due from temporary restricted funds	200,984	65,500
Other current assets	(141,961)	(593,159)
Other assets, net	(500,979)	(166,156)
Pledges receivable	112,631	(1,869)
Accounts payable	1,070,156	629,295
Estimated amounts due to third-party reimbursement agencies	(340,182)	(332,000)
Accrued salaries, wages and fees	414,669	(1,596,506)
Other current liabilities	1,465,133	1,667,415
Estimated self-insurance liabilities	77,288	362,321
Accrued pension liability	(7,572,562)	5,645,819
Net cash provided by operating activities	7,918,629	6,707,091
Cash flows from investing activities		
Proceeds from sales of investments	6,727,788	1,880,894
Purchases of investments	(5,693,677)	(3,913,874)
Purchases of property, plant and equipment, net	(4,541,952)	(1,585,125)
Net cash used in investing activities	(3,507,841)	(3,618,105)
Cash flows from financing activities		
Principal payments on Series C bonds	(1,120,000)	(1,080,000)
Principal payments on long-term debt agreements	(91,965)	(20,321)
Payments on KDA long-term debt	(178,148)	(532,139)
Principal payments on capital lease obligations	(21,204)	(21,842)
Net cash used in financing activities	(1,411,317)	(1,654,302)
Net change in cash and cash equivalents	2,999,471	1,434,684
Cash and cash equivalents, beginning of year	5,456,105	4,021,421
Cash and cash equivalents, end of year	\$ 8,455,576	\$ 5,456,105
Supplemental disclosure of cash flow information		
Cash paid for interest	\$ 255,720	\$ 279,402

The accompanying notes are an integral part of these financial statements

The Charlotte Hungerford Hospital
Notes to the Financial Statements
For the Years Ended September 30, 2011 and 2010

Note 1 - General

Organization - The Charlotte Hungerford Hospital (the Hospital), located in Torrington, Connecticut, is a not-for-profit acute care hospital. The Hospital provides inpatient, outpatient and emergency care services for the residents of northwestern Connecticut.

Surgical Associates of Litchfield County, LLC (SALC) was a for-profit limited liability company, which provided health care services to the residents of northwestern Connecticut. SALC was formed on May 1, 2004 to further the charitable and benevolent purposes of the Hospital. The Hospital, through a management contract with SALC was responsible for managing the affairs of SALC and making management decisions on behalf of SALC. As of December 31, 2009, SALC was dissolved and all operations were transferred to the Hospital, therefore, for the year ended September 30, 2010 the statement of operations and changes net assets has been presented on a consolidated basis.

Note 2 - Summary of Significant Accounting Policies

Basis of Presentation - The accompanying financial statements have been prepared in conformity with accounting principles generally accepted in the United States of America (GAAP), as promulgated by the Financial Accounting Standards Board (FASB) Accounting Standards Codification (ASC). All significant intercompany amounts have been eliminated in consolidation for the fiscal year 2010 operations.

Use of Estimates - The preparation of financial statements in conformity with GAAP requires management to make estimates and assumptions that affect the reported amounts of assets and liabilities and disclosure of contingent assets and liabilities at the date of the financial statements and the reported amounts of revenues and expenses during the reporting period. Significant estimates relate to contractual allowances and the allowance for doubtful accounts on patient accounts receivable, self-insurance liabilities, valuation of investments, estimated settlements due to third-party reimbursement agencies and pension plan assumptions. Actual results could differ from those estimates.

Net Asset Categories - To ensure observance of limitations and restrictions placed on the use of resources available to the Hospital, the accounts of the Hospital are maintained in the following net asset categories:

Unrestricted - Unrestricted net assets represent available resources other than donor restricted contributions. Included in unrestricted net assets are assets set aside by the Board of Governors (the Board) for future capital improvements, over which the Board retains control and may, at its discretion, subsequently use for other purposes.

Temporarily restricted - Temporarily restricted net assets represent contributions that are restricted by the donor either as to purpose or as to time of expenditure.

Permanently restricted - Permanently restricted net assets represent contributions received with the donor restriction that the principal be invested in perpetuity and that the income earned thereon be available for operations and beneficial interest in assets held in trust by others.

Assets Held in Trust by Others - The Hospital has been named sole or participating beneficiary in several perpetual trusts. Under the terms of these trusts, the Hospital has the irrevocable right to receive the income earned on the trust assets in perpetuity. The estimated present value of the future payments to the Hospital is recorded at the fair value of the assets held in the trust. Fluctuations in the value of such assets are recognized as changes in permanently restricted net assets.

The Charlotte Hungerford Hospital
Notes to the Financial Statements
For the Years Ended September 30, 2011 and 2010

Note 2 - Summary of Significant Accounting Policies (continued)

Recognition of Grant Revenue - Grants are generally considered to be exchange transactions in which the grantor requires the performance of specified activities. Entitlement to cost reimbursement grants is conditioned on the expenditure of funds in accordance with grant restrictions and, therefore, revenue is recognized to the extent of grant expenditures. Entitlement to performance based grants is conditioned on the attainment of specific performance goals and, therefore, revenue is recognized to the extent of performance achieved. The Hospital recognized \$2,419,371 and \$2,611,278 of grant revenue, included in other revenues, for the years ended September 30, 2011 and 2010, respectively. Grant receipts in excess of revenues recognized are presented as deferred grant support. Deferred grant support of \$153,249 and \$209,000 is included in other current liabilities in the accompanying balance sheets as of September 30, 2011 and 2010, respectively.

Pledges Receivable - Unconditional promises to give that are expected to be collected within one year are recorded at their net realizable value. Amounts expected to be collected in future years are recorded at the present value of estimated future cash flows. The discounts on those contributions are computed using a risk-free interest rate applicable to the year in which the promise is received. Amortization of the discount is included in other revenues. Conditional promises to give are not included as support until such time as the conditions are substantially met.

The Hospital's policy is to present restricted contributions received during the year whose restrictions are also met during the current year as unrestricted net asset activity. Conditional promises to give and indications of intentions to give are reported at fair value at the date the gift is actually received.

The Hospital's policy is to recognize the expiration of donor restrictions for contributions of property and equipment or the use of contributions restricted for property and equipment in the year the property and equipment is placed in service.

Cash and Cash Equivalents - Cash and cash equivalents include highly liquid investments with maturities of three months or less when purchased. In general, the Federal Deposit Insurance Corporation (FDIC) insures cash balances up to \$250,000 per depositor, per bank. The FDIC also provides separate unlimited coverage for deposit accounts that meet the definition of non-interest bearing accounts. Unlimited coverage on non-interest bearing accounts extends until December 31, 2012. It is the Hospital's policy to monitor the financial strength of the banks that hold its deposits on an ongoing basis. During the normal course of business, the Hospital maintains cash balances in excess of the FDIC insurance limit.

Inventories - Inventories, used in general operations of the Hospital, are stated at the lower of cost or market. Cost is determined by the first-in, first-out (FIFO) method.

Investments - The Hospital accounts for its investments in accordance with FASB ASC, 320, "*Investments - Debt and Equity Securities*." Investments in equity securities with readily determinable fair values and all investments in debt securities are measured at fair value in the accompanying balance sheets. Management determines the appropriate classification of its investments in invested securities at the time of the purchase and reevaluates such determination at each balance sheet date. Investment income (including realized gains and losses on investments, interest and dividends) is included in the excess of revenues over expenses unless the income is restricted by donor or law. Unrealized gains and losses on investments are excluded from excess of revenues over expenses.

All of the Hospital's investments as of September 30, 2011 and 2010, were classified as available for sale. Available for sale securities may be sold prior to maturity and are carried at fair value.

The Charlotte Hungerford Hospital
Notes to the Financial Statements
For the Years Ended September 30, 2011 and 2010

Note 2 - Summary of Significant Accounting Policies (continued)

The amortized costs of fixed maturities are adjusted using the interest method for amortization of premiums and accretions of discounts. Such amortization and accretion are included in investment income.

Other Than Temporary Impairment of Investments - The Hospital accounts for other than temporary impairments in accordance with FASB ASC 320-10 and continually reviews its securities for impairment conditions, which could indicate that an other than temporary decline in market value has occurred. In conducting this review, numerous factors are considered, which include specific information pertaining to an individual company or a particular industry, general market conditions that reflect prospects for the economy as a whole, and the ability and intent to hold securities until recovery. The carrying value of investments is reduced to its estimated realizable value if a decline in fair value is considered to be other than temporary. There were no impairments recorded in 2011 or 2010.

Assets Whose Use is Limited - Assets whose use is limited include assets set aside for self-insurance trust arrangements, assets held by trustees under bond indenture agreements, donor restricted endowments and assets held in trust by others.

Federal Income Taxes - The Hospital is a not-for-profit corporation under Section 501(c)(3) of the Internal Revenue Code (the Code) and is exempt from federal income taxes on related income pursuant to Section 501(a) of the Code. The Hospital also had a for-profit subsidiary in fiscal year 2010, SALC, that is an LLC in a net operating loss position and is not a taxpayer, therefore no income tax provision has been provided for in 2010. As of December 31, 2009, SALC was dissolved and all operations were transferred to the Hospital.

The Hospital accounts for uncertain tax positions with provisions of FASB ASC 740, "Income Taxes" which provides a framework for how companies should recognize, measure, present and disclose uncertain tax positions in their financial statements. The Hospital may recognize the tax benefit from an uncertain tax position only if it is more likely than not that the tax position will be sustained on examination by the taxing authorities, based on the technical merits of the position. The Hospital does not have any uncertain tax positions as of September 30, 2011 and 2010. As of September 30, 2011 and 2010, the Hospital did not record any penalties or interest associated with uncertain tax positions. The Hospital's prior three tax years are open and subject to examination.

Property, Plant and Equipment - Property, plant and equipment purchased by the Hospital is recorded at cost, or if received as a donation, at fair value on the date received. The Hospital provides for depreciation of property, plant and equipment for financial reporting purposes using the straight-line method over the estimated useful lives of the various assets. American Hospital Association lives are generally used and provide for a 25-50 year life for buildings and a 3-20 year life for building fixtures and equipment. Leased equipment is amortized on a straight-line basis over the shorter of the life of the applicable lease or life of the leased asset.

Depreciation expense was \$6,117,180 and \$6,116,386 for the years ended September 30, 2011 and 2010, respectively.

The Charlotte Hungerford Hospital
Notes to the Financial Statements
For the Years Ended September 30, 2011 and 2010

Note 2 - Summary of Significant Accounting Policies (continued)

Investments in Joint Ventures - The Hospital has invested in certain joint ventures which are accounted for under the equity method of accounting and included within other assets on the balance sheets. The Hospital's investment in these joint ventures is as follows:

	<u>Ownership Percentage</u>
Advanced Medical Imaging of Northwest CT, LLC (AMI)	
(Except for the Fixed MRI segment, in which the ownership is 67%)	50%
MedConn Collection Agency, LLC	20%
Urology Center of Northwest CT, LLC (Urology)	62.5%

The Hospital has recorded its share of AMI's net income of \$595,957 and \$612,026 within other revenues as of September 30, 2011 and 2010, respectively, as these services are a component of the Hospital operations. In addition, the 62.5% investment in Urology is immaterial to present in a consolidated presentation.

Deferred Financing Costs - Deferred financing costs are amortized over the period the obligation is outstanding using the effective interest method.

Statements of Operations and Changes in Net Assets - For purposes of display, transactions deemed by management to be ongoing, major or central to the providing of healthcare services are reported as operating revenues and expenses. Investment income and realized gains and losses on securities are considered non-operating activity. Changes in unrestricted net assets which are excluded from excess of revenues over expenses, consistent with industry practice, include unrealized gains and losses on investments, except for losses that are deemed to be other than temporary, and contributions of long-lived assets (including assets acquired using contributions which by donor restriction were to be used for the purposes of acquiring such assets).

New Accounting Pronouncements - In January 2010, the FASB issued guidance that clarifies and requires new disclosures about fair value measurements. The clarifications and requirement to disclose the amounts and reasons for significant transfers between Level 1 and Level 2, as well as significant transfers in and out of Level 3 of the fair value hierarchy, is effective for interim and annual reporting periods beginning after December 15, 2009. The new guidance also requires that purchases, sales, issuances and settlements be presented gross in the Level 3 reconciliation and that requirement is effective for fiscal years beginning after December 15, 2010 and for interim periods within those years, with early adoption permitted. Since this new guidance only amends the disclosure requirements, it did not impact the Hospital's financial position, results of operations or cash flows.

In August 2010, the FASB issued Accounting Standards Updated (ASU) No. 2010-23, "*Health Care Entities (Topic 954)· Measuring Charity Care for Disclosure*". ASU No. 2010-23 is intended to reduce the diversity in practice regarding the measurement basis used in the disclosure of charity care. ASU No. 2010-23 requires that cost be used as the measurement basis for charity care disclosure purposes and that cost be identified as the direct or indirect cost of providing the charity care, and requires disclosure of the method used to identify or determine such costs. The adoption of this new guidance is effective for the Hospital beginning October 1, 2011.

The Charlotte Hungerford Hospital
Notes to the Financial Statements
For the Years Ended September 30, 2011 and 2010

Note 2 - Summary of Significant Accounting Policies (continued)

In August 2010, the FASB issued ASU No. 2010-24, "*Health Care Entities (Topic 954) Presentation of Insurance Claims and Related Insurance Recoveries*". ASU No. 2010-24 is intended to address current diversity in practice to the accounting by healthcare entities for medical malpractice claims and similar liabilities and their related anticipated insurance recoveries. Most healthcare entities have netted anticipated insurance recoveries against the related accrued liability, although some entities have presented the anticipated insurance recovery and related liability on a gross basis. The existing guidance does not permit offsetting of conditional or unconditional liabilities with anticipated insurance recoveries from third parties. This update clarifies that a healthcare entity should not net insurance recoveries against related claim liability. Additionally, the amount of the claim liability should be determined without consideration of insurance recoveries. The adoption of this new guidance is effective for the Hospital beginning October 1, 2011.

In July 2011, the FASB issued ASU No. 2011-07, "*Health Care Entities (Topic 954), Presentation and Disclosure of Patient Service Revenue, Provision for Bad Debts and the Allowance for Doubtful Accounts for Certain Health Care Entities*", which requires a healthcare entity to change the presentation of their statement of operations by reclassifying the provision for bad debts associated with patient service revenues from an operating expense to a deduction from patient service revenues (net of contractual allowances and discounts). Additionally, enhanced disclosures about an entity's policies for recognizing revenue, assessing bad debts, as well as qualitative and quantitative information about changes in the allowance for doubtful accounts are required. The adoption of ASU 2011-07 is effective for the Hospital beginning October 1, 2012.

Subsequent Events - Subsequent events have been evaluated through December 8, 2011, the date through which procedures were performed to prepare the financial statements for issuance. Management believes there are no subsequent events having a material impact on the financial statements.

Reclassifications - Certain reclassifications to the 2010 financial statements have been made in order to conform to the 2011 presentation. Such reclassifications did not have a material effect on the financial statements.

Note 3 - Revenues from Services to Patients and Charity Care

The following table reconciles gross revenues to net revenues from services to patients:

	<u>2011</u>	<u>2010</u>
Gross revenues from services to patients	\$ 206,920,675	\$ 187,448,112
Deductions and allowances	<u>(97,340,958)</u>	<u>(83,689,827)</u>
Net revenues from services to patients	<u>\$ 109,579,717</u>	<u>\$ 103,758,285</u>

The Charlotte Hungerford Hospital
Notes to the Financial Statements
For the Years Ended September 30, 2011 and 2010

Note 3 - Revenues from Services to Patients and Charity Care (continued)

Net Patient Service Revenue and Net Accounts Receivable - Net patient service revenue is reported at the established net realizable amounts from patients, third-party payers and others for services rendered, including estimated retroactive adjustments under reimbursement agreements with third-party payers. Net patient service revenue and accounts receivable are recorded when patient services are performed. Adjustments and settlements under reimbursement agreements with third-party payers are accrued on an estimated basis in the period the related services are provided and adjusted in future periods as final settlements are determined.

At September 30, 2011, 50% and 49% and at September 30, 2010, 50% and 51% of net patient accounts receivable were from governmental (Medicare and Medicaid) and nongovernmental payers, respectively. Nongovernmental payers are primarily insurance companies and self-pay payers. Management has recorded an allowance for doubtful accounts, which, in its opinion, is sufficient to provide for risk of nonpayment.

Charity Care - The Hospital provides care to patients who meet certain criteria under its charity care policy without charge or at amounts less than its established rates. Because the Hospital does not pursue collection of amounts determined to qualify as charity care, they are not reported as revenue. For the years ended September 30, 2011 and 2010, the Hospital granted charity care of \$1,726,098 and \$1,421,695, respectively. In addition, the Hospital released assets whose use was restricted to fund free-care of \$17,176 and \$82,368, for the years ending September 30, 2011 and 2010, respectively.

State of Connecticut Regulatory Environment - Connecticut's acute care hospital regulatory system is currently administered by the State of Connecticut Office of Health Care Access.

Federal Regulatory Environment - The healthcare industry is subject to numerous laws and regulations of federal, state and local governments. These laws and regulations include, but are not necessarily limited to, matters such as licensure, accreditation, government healthcare program participation requirements, reimbursement for patient services, and Medicare and Medicaid fraud and abuse. Recently, government activity has increased with respect to investigations and allegations concerning possible violations of fraud and abuse statutes and regulations by healthcare providers. Violations of these laws and regulations could result in expulsion from government healthcare programs together with the imposition of significant fines and penalties, as well as significant repayments for patient services previously billed. Management believes that the Hospital is in compliance with fraud and abuse regulations as well as other applicable government laws and regulations. While no known regulatory inquiries are pending, compliance with such laws and regulations can be subject to future government review and interpretation as well as regulatory actions known or unasserted at this time.

The Charlotte Hungerford Hospital
Notes to the Financial Statements
For the Years Ended September 30, 2011 and 2010

Note 4 - Investments

Cost and fair values of investments as of September 30, 2011 and 2010, are summarized as follows:

	<u>2011</u>		<u>2010</u>	
	<u>Cost</u>	<u>Fair Value</u>	<u>Cost</u>	<u>Fair Value</u>
Long-term investments:				
(including Board and donor restricted)				
Money market funds	\$ 3,658,381	\$ 3,658,381	\$ 2,998,173	\$ 2,998,173
Certificates of deposit	10,020	10,057	30,060	30,328
Equity securities	19,345,509	21,266,076	17,674,292	20,805,020
Corporate and foreign bonds	6,445,904	6,671,199	5,995,140	6,465,521
Municipal bonds	261,302	280,782	170,000	182,937
Mutual and exchange traded funds	3,177,448	2,479,068	5,280,641	4,974,529
U S treasury and government agencies	914,522	959,802	1,873,861	1,966,710
Total	<u>\$ 33,813,086</u>	<u>\$ 35,325,365</u>	<u>\$ 34,022,167</u>	<u>\$ 37,423,218</u>
Investments held in trust for estimated self-insurance liabilities:				
Money market funds	\$ 1,667,268	\$ 1,667,268	\$ 1,347,043	\$ 1,347,043
Mutual funds	2,000,013	2,059,313	2,580,289	2,695,330
Total	<u>\$ 3,667,281</u>	<u>\$ 3,726,581</u>	<u>\$ 3,927,332</u>	<u>\$ 4,042,373</u>
Under bond indenture agreement - held by others:				
Money market funds	\$ 399	\$ 399	\$ 277,118	\$ 277,118
U S treasury and government agencies	288,677	288,440	-	-
Total	<u>\$ 289,076</u>	<u>\$ 288,839</u>	<u>\$ 277,118</u>	<u>\$ 277,118</u>

Beneficial interest assets held in trust of \$12,360,649 and \$12,619,869, as of September 30, 2011 and 2010, respectively, are held by bank trustees and are not under the Hospital's investment control. These assets are invested within diversified portfolios.

The Charlotte Hungerford Hospital
Notes to the Financial Statements
For the Years Ended September 30, 2011 and 2010

Note 4 - Investments (continued)

The following table shows fair values and gross unrealized losses for all investment categories that are in an unrealized loss position as of September 30, 2011 and 2010, and the length of time that the securities have been in an unrealized loss position as of September 30, 2011 and 2010:

	Less than 12 months		12 months or greater		Total	
	Fair Value	Unrealized Loss	Fair Value	Unrealized Loss	Fair Value	Unrealized Loss
2011						
Equity securities	\$ 5,174,602	\$ (976,453)	\$ 2,999,472	\$ (928,026)	\$ 8,174,074	\$ (1,904,479)
Corporate and foreign bonds	1,352,762	(38,999)	-	-	1,352,762	(38,999)
Mutual and exchange traded funds	874,694	(150,055)	1,292,302	(590,821)	2,166,996	(740,876)
Total	\$ 7,402,058	\$ (1,165,507)	\$ 4,291,774	\$ (1,518,847)	\$ 11,693,832	\$ (2,684,354)
2010						
Equity securities	\$ 1,757,005	\$ (175,442)	\$ 3,558,133	\$ (951,896)	\$ 5,315,138	\$ (1,127,338)
Corporate and foreign bonds	73,071	(491)	258,025	(1,975)	331,096	(2,466)
Mutual and exchange traded funds	127,274	(9,363)	1,392,075	(383,312)	1,519,349	(392,675)
U S treasury and government agencies	100,420	(827)	-	-	100,420	(827)
Total	\$ 2,057,770	\$ (186,123)	\$ 5,208,233	\$ (1,337,183)	\$ 7,266,003	\$ (1,523,306)

The unrealized losses for less than 12 months relate to 79 and 63 individual holdings of debt and equity securities as of September 30, 2011 and 2010, respectively. The unrealized losses for 12 months or greater relate to 140 and 91 individual holdings of debt and equity securities as of September 30, 2011 and 2010, respectively. These unrealized losses were determined not to be other than temporary impaired based on the guidance provided in FASB ASC 320 and consultation with various investment advisors.

Investment income net, which is unrestricted, is comprised of the following for the years ended September 30, 2011 and 2010:

	2011	2010
Income, gains and (expenses):		
Interest and dividend income	\$ 1,116,090	\$ 1,433,116
Net realized gains on securities	576,937	750,157
Expenses	(196,737)	(186,809)
Total	\$ 1,496,290	\$ 1,996,464

The Charlotte Hungerford Hospital
Notes to the Financial Statements
For the Years Ended September 30, 2011 and 2010

Note 5 - Fair Value Measurements

FASB ASC 820-10, "*Fair Value Measurements and Disclosures*", provides a framework for measuring fair value. That framework provides a fair value hierarchy that prioritizes the inputs to valuation techniques used to measure fair value. The hierarchy gives the highest priority to unadjusted quoted prices in active markets for identical assets or liabilities (level 1 measurements) and the lowest priority to unobservable inputs (level 3 measurements).

The three levels of the fair value hierarchy under FASB ASC 820-10 are described as follows:

Level 1 - Inputs to the valuation methodology are unadjusted quoted prices for identical assets or liabilities in active markets that the Hospital has the ability to access.

Level 2 - Inputs to the valuation methodology include:

- Quoted prices for similar assets or liabilities in active markets;
- Quoted prices for identical or similar assets in inactive markets;
- Inputs other than quoted prices that are observable for the asset;
- Inputs that are derived principally from or corroborated by observable market data by correlation or other means.

If the asset or liability has specified (contractual) terms, the level 2 input must be observable for substantially the full term of the asset.

Level 3 - Inputs to the valuation methodology are unobservable and significant to the fair value measurement.

The asset or liability's fair value measurement level within the fair value hierarchy is based on the lowest level of any input that is significant to the fair value measurement.

The Charlotte Hungerford Hospital
Notes to the Financial Statements
For the Years Ended September 30, 2011 and 2010

Note 5 - Fair Value Measurements (continued)

The following table presents the financial instruments carried at fair value as of September 30, 2011 by the valuation hierarchy:

	<u>(Level 1)</u>	<u>(Level 2)</u>	<u>(Level 3)</u>	<u>Total</u>
Cash and cash equivalents	\$ 8,455,576	\$ -	\$ -	\$ 8,455,576
Money market funds	3,658,381	-	-	3,658,381
Certificates of deposit	10,057	-	-	10,057
Equity securities				
Industrials	4,866,755	-	-	4,866,755
Consumer staples	2,178,036	-	-	2,178,036
Consumer discretionary	1,804,001	-	-	1,804,001
Health care	2,365,879	-	-	2,365,879
Energy	2,540,455	-	-	2,540,455
Financials	1,861,698	-	-	1,861,698
Technology	3,711,908	-	-	3,711,908
Utilities	1,472,419	-	-	1,472,419
Real estate	464,925	-	-	464,925
Corporate and foreign bonds	-	6,671,199	-	6,671,199
Municipal bonds	-	280,782	-	280,782
Mutual and exchange traded funds				
Materials	272,047	-	-	272,047
Index funds	242,077	-	-	242,077
Industry funds	130,327	-	-	130,327
International	1,393,755	-	-	1,393,755
U S large cap	100,313	-	-	100,313
U S mid and small cap	25,643	-	-	25,643
Fixed income	314,906	-	-	314,906
U S treasury and government agencies	-	959,802	-	959,802
Funds held under bond indenture	-	288,839	-	288,839
Self-insurance trust	-	3,726,581	-	3,726,581
Funds held in trust by others	-	-	12,360,649	12,360,649
Total	<u>\$ 35,869,158</u>	<u>\$ 11,927,203</u>	<u>\$ 12,360,649</u>	<u>\$ 60,157,010</u>

The Charlotte Hungerford Hospital
Notes to the Financial Statements
For the Years Ended September 30, 2011 and 2010

Note 5 - Fair Value Measurements (continued)

The following table presents the financial instruments carried at fair value as of September 30, 2010 by the valuation hierarchy:

	<u>(Level 1)</u>	<u>(Level 2)</u>	<u>(Level 3)</u>	<u>Total</u>
Cash and cash equivalents	\$ 5,456,105	\$ -	\$ -	\$ 5,456,105
Money market funds	-	2,998,173	-	2,998,173
Certificates of deposit	30,328	-	-	30,328
Equity securities	20,805,020	-	-	20,805,020
Corporate and foreign bonds	-	6,465,521	-	6,465,521
Municipal bonds	-	182,937	-	182,937
Mutual funds	4,974,529	-	-	4,974,529
U S treasury and government agencies	-	1,966,710	-	1,966,710
Funds held under bond indenture	-	277,118	-	277,118
Self-insurance trust	-	4,042,373	-	4,042,373
Funds held in trust by others	-	-	12,619,869	12,619,869
Total	<u>\$ 31,265,982</u>	<u>\$ 15,932,832</u>	<u>\$ 12,619,869</u>	<u>\$ 59,818,683</u>

A rollforward as of September 30, 2011 and 2010, of the amounts classified as Level 3 investments, within the fair value hierarchy is as follows:

	<u>Funds Held in Trust by Others</u>
Balance as of October 1, 2009	\$ 11,806,009
Transfers out	(419,316)
Fees	(62,497)
Unrealized gains	<u>1,295,673</u>
Balance as of September 30, 2010	12,619,869
Transfers out	(472,675)
Fees	(71,019)
Unrealized gains	<u>284,474</u>
Balance as of September 30, 2011	<u>\$ 12,360,649</u>

The Charlotte Hungerford Hospital
Notes to the Financial Statements
For the Years Ended September 30, 2011 and 2010

Note 5 - Fair Value Measurements (continued)

The fair value measurement level selected within the fair value hierarchy discussed above is based on using the lowest level of input that is significant to the fair value measurement. There were no transfers between fair value hierarchy level 1, level 2 and level 3 for any invested assets recorded at fair value during 2011. The valuation techniques used by the Company maximize the use of observable inputs and minimize the use of unobservable inputs.

The fair values of the Company's Level 2 and Level 3 investments are determined by management after considering prices received from third party pricing services.

A description of additional inputs used in the Company's Level 2 and Level 3 measurements are listed below:

United States treasury and government agencies· Primary inputs also include observations of credit default swap curves related to the issuer and political events.

Corporate bonds· Primary inputs also include observations of credit default swap curves related to the issuer.

Municipal bonds· Primary inputs also include Municipal Securities Rulemaking Board reported trades and material event notices, and issuer financial statements.

Funds held in trust by others· Represent beneficial interest in certain assets held by third parties. These interests are classified as Level 3 investments as the reported fair values are based on a combination of Level 1 and Level 2 inputs and significant unobservable inputs as determined by the trustees who exercise control over the investments.

Note 6 - Endowment

The Hospital's endowment consists of multiple funds established for a variety of purposes. The endowment includes both donor-restricted endowment funds, funds designated by the Board of Governors to function as endowments and funds held in trust by others. As required by GAAP, net assets associated with endowment funds, including funds designated by the Board of Governors to function as endowments, are classified and reported based on the existence or absence of donor restrictions.

The Hospital has interpreted the relevant laws as requiring the preservation of the fair value of the original gift as of the gift date of the donor-restricted endowment funds absent explicit donor stipulations to the contrary. The remaining portion of the donor-restricted endowment fund that is not classified in permanently restricted net assets is classified as temporarily restricted net assets until those amounts are appropriated for expenditure by the Hospital during its annual budgeting process.

The Hospital considers the following factors in making a determination to appropriate or accumulate donor-restricted endowment funds: (1) the duration and preservation of the fund; (2) the purposes of the Hospital and the donor-restricted endowment fund; (3) general economic conditions; (4) the possible effect of inflation and deflation; (5) the expected total return from income and the appreciation of investments; (6) other resources of the Hospital; and (7) the investment policies of the Hospital.

The Charlotte Hungerford Hospital
Notes to the Financial Statements
For the Years Ended September 30, 2011 and 2010

Note 6 - Endowment (continued)

The net asset composition of the Hospital's endowment funds as of September 30, 2011 are as follows:

	<u>Unrestricted</u>	<u>Temporarily Restricted</u>	<u>Permanently Restricted</u>	<u>Total</u>
Board restricted	\$ 28,006,131	\$ -	\$ -	\$ 28,006,131
Beneficial trusts	-	-	12,360,649	12,360,649
Donor restricted	-	2,810,655	3,752,381	6,563,036
Total	<u>\$ 28,006,131</u>	<u>\$ 2,810,655</u>	<u>\$ 16,113,030</u>	<u>\$ 46,929,816</u>

The net asset composition of the Hospital's endowment funds as of September 30, 2010 are as follows:

	<u>Unrestricted</u>	<u>Temporarily Restricted</u>	<u>Permanently Restricted</u>	<u>Total</u>
Board restricted	\$ 29,921,043	\$ -	\$ -	\$ 29,921,043
Beneficial trusts	-	-	12,619,869	12,619,869
Donor restricted	-	2,980,453	3,752,381	6,732,834
Total	<u>\$ 29,921,043</u>	<u>\$ 2,980,453</u>	<u>\$ 16,372,250</u>	<u>\$ 49,273,746</u>

Changes in endowment net assets for the year ended September 30, 2011 and 2010 are as follows:

	<u>Unrestricted</u>	<u>Temporarily Restricted</u>	<u>Permanently Restricted</u>	<u>Total</u>
Balance, October 1, 2009	\$ 27,050,721	\$ 2,924,647	\$ 15,558,390	\$ 45,533,758
Investment return:				
Investment gain	1,961,328	51,128	-	2,012,456
Net change in market value	908,994	88,992	813,860	1,811,846
Contributions	-	690,138	-	690,138
Expenditures	-	(774,452)	-	(774,452)
Balance, September 30, 2010	29,921,043	2,980,453	16,372,250	49,273,746
Investment return:				
Investment loss	(191,117)	(11,740)	-	(202,857)
Net change in market value	(1,723,795)	(78,255)	(259,220)	(2,061,270)
Contributions	-	186,977	-	186,977
Expenditures	-	(266,780)	-	(266,780)
Balance, September 30, 2011	<u>\$ 28,006,131</u>	<u>\$ 2,810,655</u>	<u>\$ 16,113,030</u>	<u>\$ 46,929,816</u>

The expenditures that were released for operations of \$66,780 and \$774,452 for the years ended September 30, 2011 and 2010, respectively, are included within investment and other income, net within the statements of operations and changes in net assets.

The Charlotte Hungerford Hospital
Notes to the Financial Statements
For the Years Ended September 30, 2011 and 2010

Note 6 - Endowment (continued)

Temporarily restricted net assets are available for the following purposes as of September 30, 2011 and 2010:

	<u>2011</u>	<u>2010</u>
Healthcare related services	\$ 296,058	\$ 345,731
Facility improvement	911,960	982,562
Purchases of equipment	513,000	513,000
Clinical educator	<u>1,089,637</u>	<u>1,139,160</u>
Total	<u>\$ 2,810,655</u>	<u>\$ 2,980,453</u>

Endowment funds that are permanently restricted as of September 30, 2011 and 2010 consist of the following:

	<u>2011</u>	<u>2010</u>
Beneficial trusts	\$ 12,360,649	\$ 12,619,869
Held in perpetuity, income restricted for operations	<u>3,752,381</u>	<u>3,752,381</u>
Total	<u>\$ 16,113,030</u>	<u>\$ 16,372,250</u>

Funds with Deficiencies - From time to time, the fair value of assets associated with individual donor restricted endowment funds may fall below the level that the donor or relevant law requires the Hospital to retain as a fund of perpetual duration. In accordance with GAAP, deficiencies of this nature are reported in unrestricted net assets. As of September 30, 2011 and 2010, there were no funds that were below the level required by donor or law.

Return Objectives and Risk Parameters - The Hospital's investment and spending policies for endowment assets attempts to provide a predictable stream of funding to programs supported by its endowment while seeking to maintain the purchasing power of the endowment assets. Endowment assets are invested in a manner that is intended to produce results that approximate the price and yield results of the S&P 500 index while assuming a moderate level of investment risk.

Strategies Employed for Achieving Objectives - To satisfy its long-term rate of return objectives, the Hospital relies on a total return strategy in which investment returns are achieved through both capital appreciation (realized and unrealized) and current yield (interest and dividends). The Hospital targets a diversified asset allocation that places a greater emphasis on equity-based investments to achieve its long-term return objectives within prudent risk constraints.

Spending Policy - During its annual budgeting process, the Hospital appropriates donor restricted endowment funds for expenditure in accordance with donor purpose and time restrictions. The Hospital has not appropriated funds for expenditure from its board restricted endowment funds for the years ending September 30, 2011 and 2010. The Hospital has appropriated \$266,780 and \$774,452 from its temporary restricted funds for the years ended September 30, 2011 and 2010, respectively. The board restricted endowment funds are being held for long-term growth and to maintain capital reserves for the Hospital.

The Charlotte Hungerford Hospital
Notes to the Financial Statements
For the Years Ended September 30, 2011 and 2010

Note 7 - Professional and General Liability Insurance

The Hospital's insurance limits are as follows:

Policy Year	Deductible Amounts Per Claim/ Aggregate	Excess Coverage Limits	Type Coverage
Fiscal 1982-1984	\$100,00/500,000	\$ 10,000,000	Occurrence
Fiscal 1985	\$250,000/750,000	\$ 15,000,000	Occurrence
Fiscal 1986	\$500,000/1,500,000	\$ 15,000,000	Occurrence
Fiscal 1987-1988	\$1,000,000/3,000,000	\$ 20,000,000	Claims-made
Fiscal 1989-1990	\$1,000,000/3,000,000	\$ 25,000,000	Claims-made
Fiscal 1991-2002	\$1,000,000/3,000,000	\$ 30,000,000	Claims-made
Fiscal 2003-2011	\$1,000,000/3,000,000	\$ 20,000,000	Claims-made

The Hospital self-insures the deductible amounts of the above coverages and all excess limits are covered by insurance policies purchased from commercial carriers.

Professional and general liability claims that fall within the Hospital's self-insurance levels have been asserted against the Hospital by various claimants. The claims are in various stages of activity and resolution. There are also known incidents that have occurred through September 30, 2011, that may result in the assertion of additional claims. Other claims may be asserted arising from services provided to patients or for other matters, for which no estimate of exposure can be determined at this time. The Hospital's estimated self-insurance liability reflects management's accrual of its best estimate of these self-insured losses under the policies described above, for occurrences through September 30, 2011.

The Hospital has established a trust for the purpose of setting aside assets for self-insurance purposes. Under the trust agreement, the trust assets can only be used for payment of professional and general liability losses, related expenses and the cost of administering the trust. The assets of, and contributions to the trust are reported in the accompanying financial statements. Income from trust assets and administrative costs are reported in the accompanying statements of operations and changes in net assets as other income.

The Hospital self-insures for workers' compensation. Estimated self-insurance liabilities include estimates for claim obligations related to professional liability, general liability and workers' compensation claims that date. As of September 30, 2011 and 2010, the Hospital maintains a commercial policy for its employees medical coverage. In fiscal year 2011 and 2010, management discounted accrued medical malpractice and workers compensation losses at 4.00% and 5.00%, respectively, and it is management's opinion that this provides for adequate loss contingencies.

Note 8 - Leases

The Hospital has entered into non-cancellable operating and building rentals that expire in various years through fiscal year 2017. Certain leases may be renewed at the end of their term.

The Charlotte Hungerford Hospital
Notes to the Financial Statements
For the Years Ended September 30, 2011 and 2010

Note 8 - Leases (continued)

The following is a schedule of future minimum lease payments under non-cancellable operating leases and building rentals as of September 30, 2011:

	Operating Leases	Building Rentals
For the year ended September 30:		
2012	\$ 1,119,662	\$ 437,338
2013	586,499	345,492
2014	574,225	242,278
2015	504,445	203,373
2016	242,590	62,250
Thereafter	-	51,000
	<u>\$ 3,027,421</u>	<u>\$ 1,341,731</u>
Total minimum lease payments		

Rental expense was \$1,876,097 and \$1,615,088 for the years ended September 30, 2011 and 2010, respectively.

Note 9 - Pension Plan

The Hospital has a noncontributory defined benefit pension plan (the Plan) that covers all eligible employees and provides for retirement, disability and optional survivor benefits. To participate in the Plan, an employee must meet certain eligibility requirements including attainment of age 21 and one-year of continuous service (defined as 1,000 hours of service in a 12-month period). The time period for employee benefits to become fully vested is five years of continuous service. Contributions are intended to provide not only for benefits attributed to service to date but also for those expected to be earned in the future. Effective January 1, 2011, the Hospital executed a “soft freeze” of the Plan allowing no new employees to participate. All employees currently enrolled in the Plan will continue to vest and accrue benefits in line with Plan policies.

The Hospital’s funding policy for the Plan is to contribute each year the amount as required by the Employee Retirement Income Security Act of 1974, as determined by actuarial valuations developed by the Plan’s actuary. Such funding requirements have been met for fiscal 2011 and 2010.

The Charlotte Hungerford Hospital
Notes to the Financial Statements
For the Years Ended September 30, 2011 and 2010

Note 9 - Pension Plan (continued)

Significant disclosures relating to the Plan as of September 30, 2011 and 2010 are as follows:

	<u>2011</u>	<u>2010</u>
Change in benefit obligations:		
Benefit obligations at beginning of year	\$ 90,050,322	\$ 78,017,860
Service cost	2,921,134	2,807,208
Interest cost	4,570,809	4,411,003
Actuarial (gain) loss	(9,310,519)	7,197,387
Benefits paid	<u>(2,604,889)</u>	<u>(2,383,136)</u>
Benefit obligations at end of year	<u><u>\$ 85,626,857</u></u>	<u><u>\$ 90,050,322</u></u>
Change in plan assets:		
Fair value of plan assets at beginning of year	\$ 50,654,789	\$ 46,068,146
Actual return on plan assets	(627,294)	3,638,109
Employer contributions	5,342,703	3,685,000
Expenses paid	(524,699)	(353,330)
Benefits paid	<u>(2,604,889)</u>	<u>(2,383,136)</u>
Fair value of plan assets at end of year	<u><u>\$ 52,240,610</u></u>	<u><u>\$ 50,654,789</u></u>
Accrued pension liability:		
Unfunded status and accrued pension liability (\$6,963,276 and \$5,400,000 is included in other current liabilities for 2011 and 2010, respectively)	<u><u>\$ (33,386,247)</u></u>	<u><u>\$ (39,395,533)</u></u>
Components of net periodic benefit cost:		
Service cost	\$ 3,221,134	\$ 3,124,458
Interest cost	4,570,809	4,411,003
Expected return on plan assets	(4,295,372)	(4,398,011)
Net amortization and deferral	4,400	4,400
Recognized net loss	<u>2,712,776</u>	<u>2,772,322</u>
Net periodic benefit cost	<u><u>\$ 6,213,747</u></u>	<u><u>\$ 5,914,172</u></u>

The accumulated benefit obligation at September 30, 2011 and 2010, under the Hospital's Plan was \$77,487,912 and \$77,315,222, respectively.

The Hospital expects to contribute \$6,963,276 to its pension plan in for the fiscal year beginning October 1, 2011.

The Charlotte Hungerford Hospital
Notes to the Financial Statements
For the Years Ended September 30, 2011 and 2010

Note 9 - Pension Plan (continued)

Weighted-average assumptions used to determine benefit obligations:	<u>2011</u>	<u>2010</u>
Discount rate	5.95%	5.25%
Rate of compensation increase	3.00%	4.00%
 Weighted-average assumptions used to determine net periodic benefit cost:		
Discount rate	5.55%	5.75%
Rate of compensation increase	3.00%	4.00%
Expected long-term return on plan assets	8.00%	9.00%

Amounts recorded in unrestricted net assets as of September 30, 2011 not yet amortized as a components of net periodic benefit cost are as follows:

	<u>2011</u>	<u>2010</u>
Unamortized prior service costs	\$ 7,256	\$ 11,484
Unamortized actuarial loss	<u>33,234,872</u>	<u>40,110,974</u>
Total	<u>\$ 33,242,128</u>	<u>\$ 40,122,458</u>

The amortization of the above items expected to be recognized in net periodic benefit costs for the year ended September 30, 2012 is \$2,621,263.

The expected long-term rate of return assumption is determined by adding expected inflation to expected long-term real returns of various asset classes, taking into account expected volatility and the correlation between the returns of various asset classes.

The Hospital's target and pension plan weighted average asset allocations at September 30, 2011 by asset category was as follows:

<u>Asset Category</u>	<u>Target Allocations</u>	<u>Actual Allocations</u>
Equity securities	62%	63%
Debt securities	31%	28%
Short-term investments and other	<u>7%</u>	<u>9%</u>
Total	<u><u>100%</u></u>	<u><u>100%</u></u>

The asset mix was determined by evaluating the expected return against the Plan's long-term objectives. Performance is monitored on a monthly basis and the portfolio is rebalanced back to target levels to ensure the targets are within reasonable range. The investment policy describes which securities are allowed in the portfolios and the financial objectives of the Plan with which the Investment Committee of the Board of Governors oversees. The Investment Committee monitors the investment performance quarterly to determine the continued feasibility of achieving the investment objectives and the appropriateness of the investment policy.

The Charlotte Hungerford Hospital
Notes to the Financial Statements
For the Years Ended September 30, 2011 and 2010

Note 9 - Pension Plan (continued)

The fair values of the Hospital's pension plan assets by asset category are as follows for the year ending September 30, 2011:

	<u>(Level 1)</u>	<u>(Level 2)</u>
U.S. treasury and		
government agencies	\$ -	\$ 847,733
Municipalities	-	269,674
Common collective trusts	-	4,504,448
Corporate and foreign bonds	-	7,199,542
Asset-backed securities and		
mortgage-backed securities	-	104,311
Common stock:		
Consumer discretionary	2,161,298	-
Consumer staples	2,390,062	-
Energy	2,895,563	-
Financials	2,039,341	-
Health care	2,424,187	-
Industrials	3,850,574	-
Information technology	3,550,159	-
Other	1,769,913	-
Exchange traded funds	9,402,399	-
Mutual funds	2,484,572	-
Certificates of deposit	-	1,679,827
Money market funds	-	4,326,611
	<u>\$ 32,968,068</u>	<u>\$ 18,932,146</u>

The fair values of the Hospital's pension plan assets by asset category are as follows for the year ending September 30, 2010:

	<u>(Level 1)</u>	<u>(Level 2)</u>
U.S. treasury and		
government agencies	\$ -	\$ 1,086,612
Municipalities	-	108,679
Common collective trusts	-	4,382,626
Corporate and foreign bonds	-	5,894,017
Asset-backed securities and		
mortgage-backed securities	-	2,243,534
Mutual funds	2,897,164	-
Money market funds	-	3,224,808
Equity securities	30,539,508	-
	<u>\$ 33,436,672</u>	<u>\$ 16,940,276</u>

The Charlotte Hungerford Hospital
Notes to the Financial Statements
For the Years Ended September 30, 2011 and 2010

Note 9 - Pension Plan (continued)

The differences between the fair value of the pension plan assets and the total assets of the pension plan relate primarily to accrued interest and receivables as of September 30, 2011 and 2010 .

The following are the benefit payments, including expected future service, which are expected to be paid:

2012	\$ 2,886,767
2013	\$ 3,290,979
2014	\$ 3,659,670
2015	\$ 3,989,932
2016	\$ 4,236,678
Years 2017-2021	\$ 25,800,165

Note 10 - Long-Term Debt

As of September 30, 2011 and 2010, the Hospital's long-term debt consists of:

	<u>2011</u>	<u>2010</u>
The Charlotte Hungerford Hospital:		
Series C variable rate revenue bonds (a)	\$ 2,355,000	\$ 3,475,000
Bank loan (b)	-	91,965
	<u>2,355,000</u>	<u>3,566,965</u>
Kennedy Drive Mortgages:		
Mortgage (c)	1,611,396	1,699,334
Construction loan (c)	1,999,132	2,089,342
	<u>5,965,528</u>	<u>7,355,641</u>
Less: current portion	<u>(1,341,190)</u>	<u>(1,332,691)</u>
Total	<u>\$ 4,624,338</u>	<u>\$ 6,022,950</u>

- (a) In August 1998, the Hospital, in conjunction with the State of Connecticut Health and Educational Facilities Authority (the Authority), issued \$14,340,000 of Charlotte Hungerford Hospital Series C variable rate demand revenue bonds (the Bonds). The Series C bonds bear interest at a variable rate as determined by re-marketing agent (approximately 0.26% and 0.55% as of September 30, 2011 and 2010, respectively), which is adjusted weekly, and mature on July 1, 2013.

For as long as the Bonds are in a variable rate mode, the bond holders have the option to tender their bonds for repayment. The Hospital has a letter of credit from Sovereign Bank, which is available to support its obligations under the Bonds during this period. The letter of credit expires on July 13, 2013, subject to extension or earlier termination upon the occurrence of certain events set forth in the letter of credit agreement. Tenders made by bond holders will be remarketed or, if necessary, paid by the drawdowns on the letter of credit. Any tender drawings made under the letter of credit are to be repaid by the Hospital on the expiration date of the letter of credit.

The Charlotte Hungerford Hospital
Notes to the Financial Statements
For the Years Ended September 30, 2011 and 2010

Note 10 - Long-Term Debt (continued)

The Hospital funds monthly interest payments on the Bonds. In addition, the Hospital is required to make mandatory sinking fund payments through maturity as follows:

2012	\$ 1,155,000
2013	<u>1,200,000</u>
Total	<u><u>\$ 2,355,000</u></u>

Various funds have been established and maintained by the trustee for debt service. The bond indenture, letter of credit and related agreements contain certain restrictive covenants, the most restrictive of which are the limitation of additional indebtedness the Hospital may incur and the maintenance of certain financial ratios. As of September 30, 2011, the Hospital was in compliance with its debt covenants. As of September 30, 2010, the Hospital was not in compliance with one debt covenant which was waived by CHEFA. The Hospital has granted the Authority a collateral interest in the Hospital's gross receipts, as defined.

- (b) On April 17, 2006, the Hospital obtained a \$692,000 loan to complete leasehold improvements for the building located at 200 Kennedy Drive in Torrington, Connecticut. The loan bears interest at fixed rate of 6.34% with fixed monthly principal and interest payments of \$13,488. The loan matured on April 1, 2011 and was secured by the Hospital's assets. As of September 30, 2010, \$91,965 was outstanding.
- (c) In December 1997, the now dissolved Kennedy Drive Associates, LLC (KDA) obtained a \$2,300,000 construction loan. Under the term of this loan, which was assumed by the Hospital, principal payments of \$25,865 are due quarterly. The loan bore interest at a fixed rate of 8.17%.

On October 2003, KDA refinanced the outstanding construction loan into a mortgage loan for \$2,210,000. The amount outstanding on the refinanced debt amounts to \$1,611,396 and \$1,699,334 as of September 30, 2011 and 2010, respectively. This loan bears interest at a fixed rate of 6.01%. The loan matures on October 29, 2013 and is secured by the Hospital's assets. With the dissolution of KDA in 2006, the Hospital assumed this loan.

KDA also obtained a construction loan in the amount of \$2,080,000 during the year ended September 30, 2004. During 2005, KDA made additional drawdowns on the construction loan in the amount of \$1,750,000. The amount outstanding on the debt amounts to \$1,999,132 and \$2,089,342, as of September 30, 2011 and 2010, respectively. This loan bears interest at a fixed rate of 6.44% as of September 30, 2011 and 2010. The loan matures on October 29, 2013 and is secured by the Hospital's assets. With the dissolution of KDA in 2006, the Hospital assumed this loan.

Debt related to the above (b) and (c) have financial covenants. As of September 30, 2011 and 2010, the Hospital was in compliance with those financial covenants.

Maturities of long-term debt are as follows:

2012	\$ 1,341,190
2013	1,251,586
2014	<u>3,372,752</u>
Total	<u><u>\$ 5,965,528</u></u>

The Charlotte Hungerford Hospital
Notes to the Financial Statements
For the Years Ended September 30, 2011 and 2010

Note 11 - Functional Expenses

The Hospital provides general health care services to residents within its geographic location. Expenses related to providing these services for the years ended September 30, 2011 and 2010, are as follows:

	<u>2011</u>	<u>2010</u>
Patient care services	\$ 90,294,534	\$ 86,382,867
General and administrative	<u>23,586,233</u>	<u>23,442,318</u>
	<u>\$ 113,880,767</u>	<u>\$ 109,825,185</u>

Note 12 - Commitments and Contingencies

The Hospital is party to various lawsuits incidental to its business. After consultation with legal counsel, management believes that the lawsuits and inquiries will not have a material adverse effect on the Hospital's financial position, results of operation or cash flows.

FASB ASC 410 "*Asset Retirement and Environmental Obligations*" addresses financial accounting and reporting for obligations associated with the retirement of tangible long-lived assets such as asbestos-containing facilities, when the amount of the liability can be reasonably estimated. Management currently believes that two facilities under their control could require a fair market value assessment of their Asset Retirement Obligation (ARO). As of September 30, 2011 and 2010, no ARO has been established, as no plans to renovate or sell any facility, or area within, with significant asbestos material have been identified and therefore no settlement date has been determined. Management will continue to monitor its exposure for asbestos removal and establish an ARO for the fair market value of the associated costs once sufficient information has been obtained or a settlement date has been determined.

Note 13 - Risks and Uncertainties

Due to the level of risk associated with certain investment securities and the level of uncertainty related to changes in the value of investment securities, it is at least reasonably possible that changes in the values of investment securities will occur in the near term and that such changes could materially affect the amounts reported in the statements of financial position.

In addition, the Plan invests in various investments securities. Investment securities are exposed to various risks such as interest rate, market, and credit risks. Due to the level of risk associated with certain investment securities, it is at least reasonably possible that changes in the values of investment securities will occur in the near term and that such changes could materially affect the amounts reported in the statements of financial position.

The Charlotte Hungerford Hospital
Schedule of Gross Patient Service Revenue by Business Unit (Hospital Only 2010)
For the Years Ended September 30, 2011 and 2010

Business Unit	2011			2010		
	Inpatient	Outpatient	Total	Inpatient	Outpatient	Total
Behavioral health	\$ 5,216,783	\$ 9,818,363	\$ 15,035,146	\$ 6,115,996	\$ 8,870,944	\$ 14,986,940
Health and disease management	6,517,122	12,517,357	19,034,479	6,110,142	11,583,152	17,693,294
Community services	14,580	2,285,030	2,299,610	3,526	1,929,494	1,933,020
Diagnostic services	7,696,133	22,919,454	30,615,587	7,403,700	21,815,769	29,219,469
Laboratory	7,489,109	23,175,353	30,664,462	7,152,773	23,159,013	30,311,786
Facility support services	-	15,332	15,332	-	22,513	22,513
Inpatient medical	9,958,723	231,704	10,190,427	9,400,237	121,127	9,521,364
Inpatient surgical	15,058,247	1,242,114	16,300,361	14,248,036	884,303	15,132,339
Medical ambulatory	1,060,178	3,270,074	4,330,252	745,333	2,462,356	3,207,689
ED/ICCU	6,955,761	16,898,421	23,854,182	6,242,835	14,501,940	20,744,775
Maternal child care	4,446,923	513,794	4,960,717	4,533,566	525,079	5,058,645
Physician practices	1,744,691	7,737,753	9,482,444	1,140,676	3,309,011	4,449,687
Surgical services	14,710,264	11,675,730	26,385,994	11,840,219	10,539,297	22,379,516
Winsted health center	155,275	4,565,853	4,721,128	187,761	4,201,733	4,389,494
Hospitalist	2,089,188	1,497,955	3,587,143	1,934,679	135,960	2,070,639
Pharmacy	3,657,143	3,495,190	7,152,333	3,691,475	3,410,161	7,101,636
Charity care	(710,749)	(998,173)	(1,708,922)	(574,595)	(764,732)	(1,339,327)
Total gross revenue	\$ 86,059,371	\$ 120,861,304	\$ 206,920,675	\$ 80,176,359	\$ 106,707,120	\$ 186,883,479

See accompanying Independent Auditors' Report

The Charlotte Hungerford Hospital
Schedule of Revenues, Gains and Other Support (Hospital Only 2010)
For the Years Ended September 30, 2011 and 2010

	<u>2011</u>	<u>2010</u>
Gross patient revenue	\$ 206,920,675	\$ 186,883,479
Allowances		
Medicare	39,311,876	33,015,231
Medicare managed care	4,547,070	3,081,592
Medicaid	13,470,596	12,147,565
Medicaid managed care	10,328,907	8,743,315
Blue Cross	12,841,466	11,929,917
Employee	60,489	65,858
HMO/PPO	15,138,768	13,393,770
Commercial	1,409,454	1,180,395
Self Pay	791,847	741,920
Uncompensated Care	<u>(559,515)</u>	<u>(609,736)</u>
Total allowances	<u>97,340,958</u>	<u>83,689,827</u>
Net patient service revenue	109,579,717	103,193,652
Other revenue		
State of Connecticut mental health grants	2,179,225	2,348,497
Clinical joint ventures	595,957	612,026
Other grant revenue	348,079	380,791
Sale of hospital services	5,603	9,997
Meals on wheels	114,753	108,963
Medical histories	743	1,500
Healthwatch	32,878	35,896
Discounts earned	233,023	205,043
Patient/community education	12,435	18,545
Miscellaneous	583,806	657,178
Winsted ERP collections	64	(200)
Lease revenue	792,971	882,237
Net (loss) gain on assets	(3,371)	(85,887)
Interest income	<u>53,220</u>	<u>103,197</u>
Total other revenue	<u>4,949,386</u>	<u>5,277,783</u>
Total revenue	<u>\$ 114,529,103</u>	<u>\$ 108,471,435</u>

See accompanying Independent Auditors' Report

The Charlotte Hungerford Hospital
Schedule of Operating Expenses by Business Unit (Hospital Only 2010)
For the Years Ended September 30, 2011 and 2010

Business Unit	2011			2010		
	Salaries	Other Expenses	Total	Salaries	Other Expenses	Total
Behavioral health	\$ 6,304,302	\$ 984,843	\$ 7,289,145	\$ 6,211,760	\$ 780,643	\$ 6,992,403
Community services	756,926	166,142	923,068	787,952	144,668	932,620
Diagnostic services	2,745,572	1,953,438	4,699,010	2,633,826	2,024,518	4,658,344
ED/ICCU	3,403,598	1,362,326	4,765,924	3,312,896	979,783	4,292,679
Facility support services	710,543	3,954,907	4,665,450	765,263	3,961,139	4,726,402
Financial services	2,989,129	771,322	3,760,451	2,664,068	758,528	3,422,596
Health and disease management	3,338,578	2,124,481	5,463,059	3,087,650	1,983,287	5,070,937
Inpatient medical	3,198,082	309,433	3,507,515	2,922,425	256,082	3,178,507
Inpatient surgical	4,200,993	621,947	4,822,940	3,711,414	665,642	4,377,056
Laboratory	3,075,402	4,122,208	7,197,610	3,052,367	4,421,357	7,473,724
Maternal child care	2,567,475	182,540	2,750,015	2,381,726	223,832	2,605,558
Medical ambulatory	427,430	191,189	618,619	452,467	208,317	660,784
Pharmacy	1,000,237	3,499,802	4,500,039	1,172,041	3,411,517	4,583,558
Physician practices	2,890,602	521,215	3,411,817	1,664,254	222,697	1,886,951
Surgical services	2,984,374	5,761,661	8,746,035	2,914,102	5,613,515	8,527,617
Uncompensated care, net	-	2,129,955	2,129,955	-	2,413,649	2,413,649
Winsted health center	1,013,040	364,593	1,377,633	999,312	388,068	1,387,380
Unallocated Expenses						
Human resources	891,708	16,164,459	17,056,167	925,536	15,980,134	16,905,670
Medical affairs	2,254,971	355,111	2,610,082	1,892,277	394,155	2,286,432
Administration	8,534,712	8,617,719	17,152,431	8,180,598	7,883,208	16,063,806
Depreciation and amortization	-	6,178,082	6,178,082	-	6,171,088	6,171,088
Interest	-	255,720	255,720	-	279,402	279,402
Total operating expenses	\$ 53,287,674	\$ 60,593,093	\$ 113,880,767	\$ 49,731,934	\$ 59,165,229	\$ 108,897,163

See accompanying Independent Auditors' Report

The Charlotte Hungerford Hospital
Consolidating Statement of Operations and Changes in Unrestricted Net Assets
For the Year Ended September 30, 2010

	The Charlotte Hungerford Hospital	Surgical Associates of Litchfield County	Eliminations	Consolidated
Unrestricted revenues				
Net patient service revenues	\$ 103,193.652	\$ 564.633	\$ -	\$ 103,758.285
Other revenues	5,277.783	5,250	-	5,283.033
Total revenues	108,471.435	569.883	-	109,041.318
Expenses				
Salaries and wages	49,731.934	599.340	-	50,331.274
Physician fees	1,154.344	-	-	1,154.344
Employee benefits	15,592.933	51.063	-	15,643.996
Services	13,551.971	89.035	-	13,641.006
Supplies	18,139.138	83.290	-	18,222.428
Provision for bad debts	2,413.649	-	-	2,413.649
Depreciation and amortization	6,171.088	5.953	-	6,177.041
Interest and bond expenses	333.980	40.319	-	374.299
Insurance	1,808.126	59.022	-	1,867.148
Total operating expenses	108,897.163	928.022	-	109,825.185
Operating loss	(425.728)	(358.139)	-	(783.867)
Other income (loss)				
Investment and other income, net	1,996.464	-	-	1,996.464
Gifts and bequests	127.644	-	-	127.644
Surgical Associates of Litchfield County loan reserve	(264.625)	-	264.625	-
Gain from equity method investments	119.337	-	-	119.337
Total other income	1,978.820	-	264.625	2,243.445
Excess (deficiency) of revenues over expenses	1,553.092	(358.139)	264.625	1,459.578
Other changes in unrestricted net assets				
Change in unrealized losses on investments	1,124.598	-	-	1,124.598
Pension related changes other than net periodic pension costs	(5,216.819)	-	-	(5,216.819)
SALC asset transfer	72.492	(72.492)	-	-
Reclassification of temporary net asset	109.559	-	-	109.559
Change in unrestricted net assets	<u>\$ (2,357.078)</u>	<u>\$ (430.631)</u>	<u>\$ 264.625</u>	<u>\$ (2,523.084)</u>

See accompanying Independent Auditors' Report