




See a Social Security Number? Say Something!
Report Privacy Problems to <https://public.resource.org/privacy>
Or call the IRS Identity Theft Hotline at 1-800-908-4490



Form 990  Department of the Treasury Internal Revenue Service	<h1>Return of Organization Exempt From Income Tax</h1> <p>Under section 501(c), 527, or 4947(a)(1) of the Internal Revenue Code (except black lung benefit trust or private foundation)</p> <p>▶ The organization may have to use a copy of this return to satisfy state reporting requirements</p>	OMB No 1545-0047 <div>2010</div> <p>Open to Public Inspection</p>

A For the 2010 calendar year, or tax year beginning 09-01-2010 and ending 08-31-2011			
B Check if applicable <input type="checkbox"/> Address change <input type="checkbox"/> Name change <input type="checkbox"/> Initial return <input type="checkbox"/> Terminated <input type="checkbox"/> Amended return <input type="checkbox"/> Application pending	C Name of organization STANFORD UNIVERSITY BOARD OF TRUSTEES OF THE LELAND STANFORD JUNIOR UNIVERSITY Doing Business As		D Employer identification number 94-1156365
	Number and street (or P O box if mail is not delivered to street address) 3145 PORTER DRIVE		E Telephone number (650) 725-1732
	City or town, state or country, and ZIP + 4 PALO ALTO, CA 94304		G Gross receipts \$ 21,509,755,590
	F Name and address of principal officer John Hennessy Building 10 Stanford, CA 94305		H(a) Is this a group return for affiliates? <input type="checkbox"/> Yes <input checked="" type="checkbox"/> No H(b) Are all affiliates included? <input type="checkbox"/> Yes <input type="checkbox"/> No If "No," attach a list (see instructions) H(c) Group exemption number ▶
	I Tax-exempt status <input checked="" type="checkbox"/> 501(c)(3) <input type="checkbox"/> 501(c) () ◀ (Insert no) <input type="checkbox"/> 4947(a)(1) or <input type="checkbox"/> 527		
J Website: ▶ WWW.STANFORD.EDU			
K Form of organization <input checked="" type="checkbox"/> Corporation <input type="checkbox"/> Trust <input type="checkbox"/> Association <input type="checkbox"/> Other ▶		L Year of formation 1885	M State of legal domicile CA

Part I		Summary	
Activities & Governance	1 Briefly describe the organization's mission or most significant activities STANFORD UNIVERSITY IS ONE OF A SELECT GROUP OF AMERICAN UNIVERSITIES THAT HAVE ACHIEVED EMINENCE IN BOTH UNDERGRADUATE AND GRADUATE EDUCATION AND IN A BROAD RANGE OF ACADEMIC DISCIPLINES CONT'D SCH O		
	2 Check this box <input type="checkbox"/> if the organization discontinued its operations or disposed of more than 25% of its net assets		
	3 Number of voting members of the governing body (Part VI, line 1a)	3	34
	4 Number of independent voting members of the governing body (Part VI, line 1b)	4	25
	5 Total number of individuals employed in calendar year 2010 (Part V, line 2a)	5	30,794
	6 Total number of volunteers (estimate if necessary)	6	
	7a Total unrelated business revenue from Part VIII, column (C), line 12	7a	35,884,278
	b Net unrelated business taxable income from Form 990-T, line 34	7b	-38,606,586
Revenue	8 Contributions and grants (Part VIII, line 1h)	Prior Year	Current Year
	9 Program service revenue (Part VIII, line 2g)	1,448,832,299	1,573,066,590
	10 Investment income (Part VIII, column (A), lines 3, 4, and 7d)	1,637,343,940	1,745,319,547
	11 Other revenue (Part VIII, column (A), lines 5, 6d, 8c, 9c, 10c, and 11e)	54,571,085	997,644,998
	12 Total revenue—add lines 8 through 11 (must equal Part VIII, column (A), line 12)	54,051,297	65,296,226
		3,194,798,621	4,381,327,361
Expenses	13 Grants and similar amounts paid (Part IX, column (A), lines 1–3)	323,489,818	353,407,063
	14 Benefits paid to or for members (Part IX, column (A), line 4)	0	0
	15 Salaries, other compensation, employee benefits (Part IX, column (A), lines 5–10)	2,064,373,137	2,173,648,853
	16a Professional fundraising fees (Part IX, column (A), line 11e)	0	0
	b Total fundraising expenses (Part IX, column (D), line 25) <u>76,105,244</u>		
	17 Other expenses (Part IX, column (A), lines 11a–11d, 11f–24f)	1,187,138,858	1,277,736,364
	18 Total expenses Add lines 13–17 (must equal Part IX, column (A), line 25)	3,575,001,813	3,804,792,280
	19 Revenue less expenses Subtract line 18 from line 12	-380,203,192	576,535,081
Net Assets or Fund Balances		Beginning of Current Year	End of Year
	20 Total assets (Part X, line 16)	24,553,320,653	27,697,527,289
	21 Total liabilities (Part X, line 26)	5,118,398,161	5,142,733,434
	22 Net assets or fund balances Subtract line 21 from line 20	19,434,922,492	22,554,793,855

Part II Signature Block	
Under penalties of perjury, I declare that I have examined this return, including accompanying schedules and statements, and to the best of my knowledge and belief, it is true, correct, and complete. Declaration of preparer (other than officer) is based on all information of which preparer has any knowledge.	
Sign Here	<div> <div></div> <div>Signature of officer</div> </div> <div> <div></div> <div>SUSAN CALANDRA SR ASSOC VP FOR FINANCE</div> <div>Type or print name and title</div> </div>
	<div>2012-07-06</div> <div>Date</div>
Paid Preparer Use Only	<div>Print/Type preparer's name</div> <div>PRICEWATERHOUSECOOPERS LLP</div>
	<div>Preparer's signature</div> <div>PRICEWATERHOUSECOOPERS LLP</div>
	<div>Date</div> <div></div>
	<div>Check if self-employed <input checked="" type="checkbox"/></div>
	<div>PTIN</div> <div></div>
	<div>Firm's name ▶ PricewaterhouseCoopers LLP</div>
	<div>Firm's EIN ▶</div>
	<div>Firm's address ▶ 125 High Street</div> <div>Boston, MA 02110</div>
	<div>Phone no ▶ (617) 530-5000</div>
<div>May the IRS discuss this return with the preparer shown above? (see instructions) <input checked="" type="checkbox"/> Yes <input type="checkbox"/> No</div>	

May the IRS discuss this return with the preparer shown above? (see instructions) ☒ Yes ☐ No

Part III

Statement of Program Service Accomplishments

Check if Schedule O contains a response to any question in this Part III

1

Briefly describe the organization's mission

STANFORD UNIVERSITY IS ONE OF A SELECT GROUP OF AMERICAN UNIVERSITIES THAT HAVE ACHIEVED EMINENCE IN BOTH UNDERGRADUATE AND GRADUATE EDUCATION AND IN A BROAD RANGE OF ACADEMIC DISCIPLINES CONT'D SCH O

2

Did the organization undertake any significant program services during the year which were not listed on the prior Form 990 or 990-EZ?

YesNo

If "Yes," describe these new services on Schedule O

3

Did the organization cease conducting, or make significant changes in how it conducts, any program services?

YesNo

If "Yes," describe these changes on Schedule O

4

Describe the exempt purpose achievements for each of the organization's three largest program services by expenses

Section 501(c)(3) and 501(c)(4) organizations and section 4947(a)(1) trusts are required to report the amount of grants and allocations to others, the total expenses, and revenue, if any, for each program service reported

4a

(Code) (Expenses \$ 1,160,020,712 including grants of \$ 32,549,385) (Revenue \$ 933,008,109)

INSTRUCTION AND DEPARTMENTAL RESEARCH- See Schedule O

4b

(Code) (Expenses \$ 1,019,584,223 including grants of \$ 31,731,413) (Revenue \$ 190,714,418)

ORGANIZED RESEARCH - REVENUE AMOUNT REPORTED ON LINE 4B DOES NOT INCLUDE \$1,056,414,408 IN FEDERAL RESEARCH SUPPORT CONT'D SCH O

4c

(Code) (Expenses \$ 674,734,845 including grants of \$ 1,062,099) (Revenue \$ 621,597,020)

UNIVERSITY AUXILIARY ACTIVITIES - See Schedule O

4d

Other program services (Describe in Schedule O)

(Expenses \$ 560,139,486 including grants of \$ 277,405,043) (Revenue \$ 0)

























4e

Total program service expenses

\$ 3,414,479,266

Form 990 (2010)

Part IV Checklist of Required Schedules

	Yes	No
1 Is the organization described in section 501(c)(3) or 4947(a)(1) (other than a private foundation)? If "Yes," complete Schedule A 	1 Yes	
2 Is the organization required to complete Schedule B, Schedule of Contributors (see instruction)? 	2 Yes	
3 Did the organization engage in direct or indirect political campaign activities on behalf of or in opposition to candidates for public office? If "Yes," complete Schedule C, Part I 	3	No
4 Section 501(c)(3) organizations. Did the organization engage in lobbying activities, or have a section 501(h) election in effect during the tax year? If "Yes," complete Schedule C, Part II 	4 Yes	
5 Is the organization a section 501(c)(4), 501(c)(5), or 501(c)(6) organization that receives membership dues, assessments, or similar amounts as defined in Revenue Procedure 98-19? If "Yes," complete Schedule C, Part III	5	
6 Did the organization maintain any donor advised funds or any similar funds or accounts where donors have the right to provide advice on the distribution or investment of amounts in such funds or accounts? If "Yes," complete Schedule D, Part I 	6 Yes	
7 Did the organization receive or hold a conservation easement, including easements to preserve open space, the environment, historic land areas or historic structures? If "Yes," complete Schedule D, Part II 	7	No
8 Did the organization maintain collections of works of art, historical treasures, or other similar assets? If "Yes," complete Schedule D, Part III 	8 Yes	
9 Did the organization report an amount in Part X, line 21, serve as a custodian for amounts not listed in Part X, or provide credit counseling, debt management, credit repair, or debt negotiation services? If "Yes," complete Schedule D, Part IV 	9	No
10 Did the organization, directly or through a related organization, hold assets in term, permanent, or quasi-endowments? If "Yes," complete Schedule D, Part V 	10 Yes	
11 If the organization's answer to any of the following questions is 'Yes,' then complete Schedule D, Parts VI, VII, VIII, IX, or X as applicable		
a Did the organization report an amount for land, buildings, and equipment in Part X, line 10? If "Yes," complete Schedule D, Part VI. 	11a Yes	
b Did the organization report an amount for investments—other securities in Part X, line 12 that is 5% or more of its total assets reported in Part X, line 16? If "Yes," complete Schedule D, Part VII. 	11b Yes	
c Did the organization report an amount for investments—program related in Part X, line 13 that is 5% or more of its total assets reported in Part X, line 16? If "Yes," complete Schedule D, Part VIII. 	11c	No
d Did the organization report an amount for other assets in Part X, line 15 that is 5% or more of its total assets reported in Part X, line 16? If "Yes," complete Schedule D, Part IX. 	11d	No
e Did the organization report an amount for other liabilities in Part X, line 25? If "Yes," complete Schedule D, Part X. 	11e Yes	
f Did the organization's separate or consolidated financial statements for the tax year include a footnote that addresses the organization's liability for uncertain tax positions under FIN 48 (ASC 740)? If "Yes," complete Schedule D, Part X. 	11f	No
12a Did the organization obtain separate, independent audited financial statements for the tax year? If "Yes," complete Schedule D, Parts XI, XII, and XIII 	12a Yes	
b Was the organization included in consolidated, independent audited financial statements for the tax year? If "Yes," and if the organization answered 'No' to line 12a, then completing Schedule D, Parts XI, XII, and XIII is optional 	12b Yes	
13 Is the organization a school described in section 170(b)(1)(A)(ii)? If "Yes," complete Schedule E 	13 Yes	
14a Did the organization maintain an office, employees, or agents outside of the United States?	14a Yes	
b Did the organization have aggregate revenues or expenses of more than \$10,000 from grantmaking, fundraising, business, and program service activities outside the United States? If "Yes," complete Schedule F, Parts I and IV 	14b Yes	
15 Did the organization report on Part IX, column (A), line 3, more than \$5,000 of grants or assistance to any organization or entity located outside the U S ? If "Yes," complete Schedule F, Parts II and IV 	15 Yes	
16 Did the organization report on Part IX, column (A), line 3, more than \$5,000 of aggregate grants or assistance to individuals located outside the U S ? If "Yes," complete Schedule F, Parts III and IV 	16 Yes	
17 Did the organization report a total of more than \$15,000, of expenses for professional fundraising services on Part IX, column (A), lines 6 and 11e? If "Yes," complete Schedule G, Part I (see instructions) 	17	No
18 Did the organization report more than \$15,000 total of fundraising event gross income and contributions on Part VIII, lines 1c and 8a? If "Yes," complete Schedule G, Part II 	18 Yes	
19 Did the organization report more than \$15,000 of gross income from gaming activities on Part VIII, line 9a? If "Yes," complete Schedule G, Part III 	19	No
20a Did the organization operate one or more hospitals? If "Yes," complete Schedule H	20a	No
b If "Yes" to line 20a, did the organization attach its audited financial statement to this return? Note. Some Form 990 filers that operate one or more hospitals must attach audited financial statements (see instructions)	20b	

Part IV

Checklist of Required Schedules (continued)

21	Did the organization report more than \$5,000 of grants and other assistance to governments and organizations in the United States on Part IX, column (A), line 1? <i>If "Yes," complete Schedule I, Parts I and II</i>	21	Yes	
22	Did the organization report more than \$5,000 of grants and other assistance to individuals in the United States on Part IX, column (A), line 2? <i>If "Yes," complete Schedule I, Parts I and III</i>	22	Yes	
23	Did the organization answer "Yes" to Part VII, Section A, questions 3, 4, or 5, about compensation of the organization's current and former officers, directors, trustees, key employees, and highest compensated employees? <i>If "Yes," complete Schedule J</i>	23	Yes	
24a	Did the organization have a tax-exempt bond issue with an outstanding principal amount of more than \$100,000 as of the last day of the year, that was issued after December 31, 2002? <i>If "Yes," answer lines 24b–24d and complete Schedule K. If "No," go to line 25</i>	24a	Yes	
b	Did the organization invest any proceeds of tax-exempt bonds beyond a temporary period exception?	24b		No
c	Did the organization maintain an escrow account other than a refunding escrow at any time during the year to defease any tax-exempt bonds?	24c		No
d	Did the organization act as an "on behalf of" issuer for bonds outstanding at any time during the year?	24d		No
25a	Section 501(c)(3) and 501(c)(4) organizations. Did the organization engage in an excess benefit transaction with a disqualified person during the year? <i>If "Yes," complete Schedule L, Part I</i>	25a		No
b	Is the organization aware that it engaged in an excess benefit transaction with a disqualified person in a prior year, and that the transaction has not been reported on any of the organization's prior Forms 990 or 990-EZ? <i>If "Yes," complete Schedule L, Part I</i>	25b		No
26	Was a loan to or by a current or former officer, director, trustee, key employee, highly compensated employee, or disqualified person outstanding as of the end of the organization's tax year? <i>If "Yes," complete Schedule L, Part II</i>	26	Yes	
27	Did the organization provide a grant or other assistance to an officer, director, trustee, key employee, substantial contributor, or a grant selection committee member, or to a person related to such an individual? <i>If "Yes," complete Schedule L, Part III</i>	27		No
28	Was the organization a party to a business transaction with one of the following parties? (see Schedule L, Part IV instructions for applicable filing thresholds, conditions, and exceptions)			
a	A current or former officer, director, trustee, or key employee? <i>If "Yes," complete Schedule L, Part IV</i>	28a	Yes	
b	A family member of a current or former officer, director, trustee, or key employee? <i>If "Yes," complete Schedule L, Part IV</i>	28b	Yes	
c	An entity of which a current or former officer, director, trustee, or key employee (or a family member thereof) was an officer, director, trustee, or direct or indirect owner? <i>If "Yes," complete Schedule L, Part IV</i>	28c	Yes	
29	Did the organization receive more than \$25,000 in non-cash contributions? <i>If "Yes," complete Schedule M</i>	29	Yes	
30	Did the organization receive contributions of art, historical treasures, or other similar assets, or qualified conservation contributions? <i>If "Yes," complete Schedule M</i>	30	Yes	
31	Did the organization liquidate, terminate, or dissolve and cease operations? <i>If "Yes," complete Schedule N, Part I</i>	31		No
32	Did the organization sell, exchange, dispose of, or transfer more than 25% of its net assets? <i>If "Yes," complete Schedule N, Part II</i>	32		No
33	Did the organization own 100% of an entity disregarded as separate from the organization under Regulations sections 301.7701-2 and 301.7701-3? <i>If "Yes," complete Schedule R, Part I</i>	33	Yes	
34	Was the organization related to any tax-exempt or taxable entity? <i>If "Yes," complete Schedule R, Parts II, III, IV, and V, line 1</i>	34	Yes	
35	Is any related organization a controlled entity within the meaning of section 512(b)(13)?	35	Yes	
a	Did the organization receive any payment from or engage in any transaction with a controlled entity within the meaning of section 512(b)(13)? <i>If "Yes," complete Schedule R, Part V, line 2</i>			
36	Section 501(c)(3) organizations. Did the organization make any transfers to an exempt non-charitable related organization? <i>If "Yes," complete Schedule R, Part V, line 2</i>	36		No
37	Did the organization conduct more than 5% of its activities through an entity that is not a related organization and that is treated as a partnership for federal income tax purposes? <i>If "Yes," complete Schedule R, Part VI</i>	37		No
38	Did the organization complete Schedule O and provide explanations in Schedule O for Part VI, lines 11 and 19? Note. All Form 990 filers are required to complete Schedule O	38	Yes	

Part V Statements Regarding Other IRS Filings and Tax Compliance			
Check if Schedule O contains a response to any question in this Part V <input checked="" type="checkbox"/>			
		Yes	No
1a	Enter the number reported in Box 3 of Form 1096. Enter -0- if not applicable.	1a	26,970
b	Enter the number of Forms W-2G included in line 1a. Enter -0- if not applicable.	1b	0
c	Did the organization comply with backup withholding rules for reportable payments to vendors and reportable gaming (gambling) winnings to prize winners?	1c	Yes
2a	Enter the number of employees reported on Form W-3, <i>Transmittal of Wage and Tax Statements</i> filed for the calendar year ending with or within the year covered by this return.	2a	30,794
b	If at least one is reported on line 2a, did the organization file all required federal employment tax returns?	2b	Yes
Note. If the sum of lines 1a and 2a is greater than 250, you may be required to e-file (see instructions).			
3a	Did the organization have unrelated business gross income of \$1,000 or more during the year?	3a	Yes
b	If "Yes," has it filed a Form 990-T for this year? If "No," provide an explanation in Schedule O.	3b	Yes
4a	At any time during the calendar year, did the organization have an interest in, or a signature or other authority over, a financial account in a foreign country (such as a bank account, securities account, or other financial account)?	4a	Yes
b	If "Yes," enter the name of the foreign country: See instructions for filing requirements for Form TD F 90-22.1, Report of Foreign Bank and Financial Accounts.		
5a	Was the organization a party to a prohibited tax shelter transaction at any time during the tax year?	5a	No
b	Did any taxable party notify the organization that it was or is a party to a prohibited tax shelter transaction?	5b	No
c	If "Yes" to line 5a or 5b, did the organization file Form 8886-T?	5c	
6a	Does the organization have annual gross receipts that are normally greater than \$100,000, and did the organization solicit any contributions that were not tax deductible?	6a	No
b	If "Yes," did the organization include with every solicitation an express statement that such contributions or gifts were not tax deductible?	6b	
7 Organizations that may receive deductible contributions under section 170(c).			
a	Did the organization receive a payment in excess of \$75 made partly as a contribution and partly for goods and services provided to the payor?	7a	Yes
b	If "Yes," did the organization notify the donor of the value of the goods or services provided?	7b	Yes
c	Did the organization sell, exchange, or otherwise dispose of tangible personal property for which it was required to file Form 8282?	7c	Yes
d	If "Yes," indicate the number of Forms 8282 filed during the year.	7d	8
e	Did the organization receive any funds, directly or indirectly, to pay premiums on a personal benefit contract?	7e	No
f	Did the organization, during the year, pay premiums, directly or indirectly, on a personal benefit contract?	7f	No
g	If the organization received a contribution of qualified intellectual property, did the organization file Form 8899 as required?	7g	
h	If the organization received a contribution of cars, boats, airplanes, or other vehicles, did the organization file a Form 1098-C?	7h	
8	Sponsoring organizations maintaining donor advised funds and section 509(a)(3) supporting organizations. Did the supporting organization, or a donor advised fund maintained by a sponsoring organization, have excess business holdings at any time during the year?	8	No
9 Sponsoring organizations maintaining donor advised funds.			
a	Did the organization make any taxable distributions under section 4966?	9a	No
b	Did the organization make a distribution to a donor, donor advisor, or related person?	9b	No
10 Section 501(c)(7) organizations. Enter			
a	Initiation fees and capital contributions included on Part VIII, line 12.	10a	
b	Gross receipts, included on Form 990, Part VIII, line 12, for public use of club facilities.	10b	
11 Section 501(c)(12) organizations. Enter			
a	Gross income from members or shareholders.	11a	
b	Gross income from other sources (Do not net amounts due or paid to other sources against amounts due or received from them).	11b	
12a	Section 4947(a)(1) non-exempt charitable trusts. Is the organization filing Form 990 in lieu of Form 1041?	12a	
b	If "Yes," enter the amount of tax-exempt interest received or accrued during the year.	12b	
13 Section 501(c)(29) qualified nonprofit health insurance issuers.			
a	Is the organization licensed to issue qualified health plans in more than one state? Note. See the instructions for additional information the organization must report on Schedule O.	13a	
b	Enter the amount of reserves the organization is required to maintain by the states in which the organization is licensed to issue qualified health plans.	13b	
c	Enter the amount of reserves on hand.	13c	
14a	Did the organization receive any payments for indoor tanning services during the tax year?	14a	No
b	If "Yes," has it filed a Form 720 to report these payments? If "No," provide an explanation in Schedule O.	14b	

Part VI

Governance, Management, and Disclosure

For each "Yes" response to lines 2 through 7b below, and for a "No" response to lines 8a, 8b, or 10b below, describe the circumstances, processes, or changes in Schedule O. See instructions.
Check if Schedule O contains a response to any question in this Part VI ☒

Section A. Governing Body and Management

			Yes	No
1a	Enter the number of voting members of the governing body at the end of the tax year	1a	34	
b	Enter the number of voting members included in line 1a, above, who are independent	1b	25	
2	Did any officer, director, trustee, or key employee have a family relationship or a business relationship with any other officer, director, trustee, or key employee?	2	Yes	
3	Did the organization delegate control over management duties customarily performed by or under the direct supervision of officers, directors or trustees, or key employees to a management company or other person?	3		No
4	Did the organization make any significant changes to its governing documents since the prior Form 990 was filed?	4		No
5	Did the organization become aware during the year of a significant diversion of the organization's assets?	5		No
6	Does the organization have members or stockholders?	6		No
7a	Does the organization have members, stockholders, or other persons who may elect one or more members of the governing body?	7a		No
b	Are any decisions of the governing body subject to approval by members, stockholders, or other persons?	7b		No
8	Did the organization contemporaneously document the meetings held or written actions undertaken during the year by the following			
a	The governing body?	8a	Yes	
b	Each committee with authority to act on behalf of the governing body?	8b	Yes	
9	Is there any officer, director, trustee, or key employee listed in Part VII, Section A, who cannot be reached at the organization's mailing address? If "Yes," provide the names and addresses in Schedule O	9		No

Section B. Policies (This Section B requests information about policies not required by the Internal Revenue Code.)

			Yes	No
10a	Does the organization have local chapters, branches, or affiliates?	10a		No
b	If "Yes," does the organization have written policies and procedures governing the activities of such chapters, affiliates, and branches to ensure their operations are consistent with those of the organization?	10b		
11a	Has the organization provided a copy of this Form 990 to all members of its governing body before filing the form?	11a	Yes	
b	Describe in Schedule O the process, if any, used by the organization to review this Form 990			
12a	Does the organization have a written conflict of interest policy? If "No," go to line 13	12a	Yes	
b	Are officers, directors or trustees, and key employees required to disclose annually interests that could give rise to conflicts?	12b	Yes	
c	Does the organization regularly and consistently monitor and enforce compliance with the policy? If "Yes," describe in Schedule O how this is done	12c	Yes	
13	Does the organization have a written whistleblower policy?	13	Yes	
14	Does the organization have a written document retention and destruction policy?	14	Yes	
15	Did the process for determining compensation of the following persons include a review and approval by independent persons, comparability data, and contemporaneous substantiation of the deliberation and decision?			
a	The organization's CEO, Executive Director, or top management official	15a	Yes	
b	Other officers or key employees of the organization	15b	Yes	
	If "Yes" to line 15a or 15b, describe the process in Schedule O (See instructions)			
16a	Did the organization invest in, contribute assets to, or participate in a joint venture or similar arrangement with a taxable entity during the year?	16a		No
b	If "Yes," has the organization adopted a written policy or procedure requiring the organization to evaluate its participation in joint venture arrangements under applicable federal tax law, and taken steps to safeguard the organization's exempt status with respect to such arrangements?	16b		

Section C. Disclosure

17	List the States with which a copy of this Form 990 is required to be filed CA
18	Section 6104 requires an organization to make its Form 1023 (or 1024 if applicable), 990, and 990-T (501(c) (3)s only) available for public inspection. Indicate how you make these available. Check all that apply. <input checked="" type="checkbox"/> Own website <input type="checkbox"/> Another's website <input checked="" type="checkbox"/> Upon request
19	Describe in Schedule O whether (and if so, how), the organization makes its governing documents, conflict of interest policy, and financial statements available to the public. See Additional Data Table.
20	State the name, physical address, and telephone number of the person who possesses the books and records of the organization. CHRISTOPHER CANELLOS 3145 PORTER DRIVE Palo Alto, CA 94304 (650) 725-1732

Check if Schedule O contains a response to any question in this Part VII ☒

1a Complete this table for all persons required to be listed. Report compensation for the calendar year ending with or within the organization's tax year.

- List all of the organization's **current** officers, directors, trustees (whether individuals or organizations), regardless of amount of compensation, and **current** key employees Enter -0- in columns (D), (E), and (F) if no compensation was paid
- List all of the organization's **current** key employees, if any See instructions for definition of "key employee "
- List the organization's five **current** highest compensated employees (other than an officer, director, trustee or key employee) who received reportable compensation (Box 5 of Form W-2 and/or Box 7 of Form 1099-MISC) of more than \$100,000 from the organization and any related organizations
- List all of the organization's **former** officers, key employees, and highest compensated employees who received more than \$100,000 of reportable compensation from the organization and any related organizations
- List all of the organization's **former directors or trustees** that received, in the capacity as a former director or trustee of the organization, more than \$10,000 of reportable compensation from the organization and any related organizations

List persons in the following order: individual trustees or directors; institutional trustees; officers; key employees; highest compensated employees; and former such persons

☐ Check this box if neither the organization nor any related organization compensated any current officer, director, or trustee

[illegible]

Part VII

(A) Name and Title	(B) Average hours per week (describe hours for related organizations in Schedule O)	(C) Position (check all that apply)						(D) Reportable compensation from the organization (W-2/1099-MISC)	(E) Reportable compensation from related organizations (W-2/1099-MISC)	(F) Estimated amount of other compensation from the organization and related organizations
		Individual trustee or director	Institutional Trustee	Officer	Key employee	Highest compensated employee	Former			
See Additional Data Table										
1b Sub-Total										
c Total from continuation sheets to Part VII, Section A										
d Total (add lines 1b and 1c)								14,459,258	0	2,679,975

2 Total number of individuals (including but not limited to those listed above) who received more than \$100,000 in reportable compensation from the organization **3,891**

		Yes	No
3	Did the organization list any former officer, director or trustee, key employee, or highest compensated employee on line 1a? <i>If "Yes," complete Schedule J for such individual</i>	3	No
4	For any individual listed on line 1a, is the sum of reportable compensation and other compensation from the organization and related organizations greater than \$150,000? <i>If "Yes," complete Schedule J for such individual</i>	4 Yes	
5	Did any person listed on line 1a receive or accrue compensation from any unrelated organization or individual for services rendered to the organization? <i>If "Yes," complete Schedule J for such person</i>	5	No

Section B. Independent Contractors

1 Complete this table for your five highest compensated independent contractors that received more than \$100,000 of compensation from the organization

(A)	(B)	(C)
Name and business address	Description of services	Compensation
TURNER CONSTRUCTION CO 1625 CLAY STREET OAKLAND, CA 94612	CONSTRUCTION	121,838,010
HATHAWAY DINWIDDIE CONSTRUCTION COM 565 LAURELWOOD ROAD SANTA CLARA, CA 95054	CONSTRUCTION	39,312,808
THE WHITING-TURNER CONTRACTING CO PO BOX 17596 BALTIMORE, MD 21297	CONSTRUCTION	37,260,077
DOMESTRUC CONSTRUCTION CORPORATION 393 E GRAND AVE SOUTH SAN FRANCISCO, CA 94080	CONSTRUCTION	22,089,669
VANCE BROWN INC 3197 PARK BOULEVARD PALO ALTO, CA 94306	CONSTRUCTION	14,636,291

2 Total number of independent contractors (including but not limited to those listed above) who received more than \$100,000 in compensation from the organization ►505

Part VIII

Statement of Revenue

			(A)	(B)	(C)	(D)		
			Total revenue	Related or exempt function revenue	Unrelated business revenue	Revenue excluded from tax under sections 512, 513, or 514		
Contributions, gifts, grants and other similar amounts	1a Federated campaigns 1a							
	b Membership dues 1b							
	c Fundraising events 1c							
	d Related organizations 1d							
	e Government grants (contributions) 1e		1,056,652,182					
	f All other contributions, gifts, grants, and similar amounts not included above 1f		516,414,408					
	g Noncash contributions included in lines 1a-1f \$		178,521,415					
	h Total. Add lines 1a-1f		1,573,066,590					
Program Service Revenue			Business Code					
	2a STUDENT INCOME		900099	688,151,962	688,151,962			
	b NONGOVERNMENT RESEARCH		900099	190,714,418	190,714,418			
	c PATIENT CARE		900099	493,812,004	493,812,004			
	d SPECIAL PROGRAMS		900099	371,722,186	371,722,186			
	e DRIVING RANGE		713910	592,064	592,064			
	f All other program service revenue			326,913	326,913			
	g Total. Add lines 2a-2f			1,745,319,547				
Other Revenue	3 Investment income (including dividends, interest and other similar amounts)			222,933,659	19,360,342	203,573,317		
	4 Income from investment of tax-exempt bond proceeds			126		126		
	5 Royalties			8,020,392		8,020,392		
	6a Gross Rents	(i) Real	(ii) Personal	54,495,406		54,495,406		
		63,728,358						
		b Less rental expenses	9,232,952					
		c Rental income or (loss)	54,495,406					
	d Net rental income or (loss)			54,495,406		54,495,406		
	7a Gross amount from sales of assets other than inventory	(i) Securities	(ii) Other	774,711,213		15,604,959	759,106,254	
		17,886,705,451	4,884,445					
		b Less cost or other basis and sales expenses	17,112,698,178					4,180,505
		c Gain or (loss)	774,007,273					703,940
	d Net gain or (loss)			774,711,213		15,604,959	759,106,254	
	8a Gross income from fundraising events (not including \$ _____ of contributions reported on line 1c) See Part IV, line 18	a		-231,920			-231,920	
		b Less direct expenses b	132,562					364,482
		c Net income or (loss) from fundraising events						
	9a Gross income from gaming activities See Part IV, line 19 a	b		0				
		b Less direct expenses b						
		c Net income or (loss) from gaming activities						
	10a Gross sales of inventory, less returns and allowances	a	4,964,460	3,012,348			3,012,348	
b Less cost of goods sold b		1,952,112						
c Net income or (loss) from sales of inventory								
Miscellaneous Revenue		Business Code						
11a _____	b _____	c _____	d All other revenue					
	e Total. Add lines 11a-11d			0				
	12 Total revenue. See Instructions			4,381,327,361	1,744,400,570	35,884,278	1,027,975,923	

Part IX

Statement of Functional Expenses

Section 501(c)(3) and 501(c)(4) organizations must complete all columns.

All other organizations must complete column (A) but are not required to complete columns (B), (C), and (D).

Do not include amounts reported on lines 6b, 7b, 8b, 9b, and 10b of Part VIII.		(A) Total expenses	(B) Program service expenses	(C) Management and general expenses	(D) Fundraising expenses
1	Grants and other assistance to governments and organizations in the U S See Part IV, line 21	8,322,465	8,322,465		
2	Grants and other assistance to individuals in the U S See Part IV, line 22	333,513,170	333,513,170		
3	Grants and other assistance to governments, organizations, and individuals outside the U S See Part IV, lines 15 and 16	11,571,428	11,571,428		
4	Benefits paid to or for members	0			
5	Compensation of current officers, directors, trustees, and key employees	7,119,141	1,548,383	4,655,774	914,984
6	Compensation not included above, to disqualified persons (as defined under section 4958(f)(1)) and persons described in section 4958(c)(3)(B)	0			
7	Other salaries and wages	1,704,514,443	1,579,966,361	83,940,992	40,607,090
8	Pension plan contributions (include section 401(k) and section 403(b) employer contributions)	104,435,261	92,535,381	8,998,921	2,900,959
9	Other employee benefits	259,660,322	229,814,821	22,591,555	7,253,946
10	Payroll taxes	97,919,686	86,578,541	8,596,597	2,744,548
a	Fees for services (non-employees) Management	228,020	0	228,020	0
b	Legal	9,138,193	0	9,138,193	0
c	Accounting	1,684,230		1,684,230	
d	Lobbying	55,980		55,980	
e	Professional fundraising services See Part IV, line 17	0			
f	Investment management fees	29,269,792	0	29,269,792	0
g	Other	153,674,372	123,969,861	24,082,465	5,622,046
12	Advertising and promotion	351,085	0	246,992	104,093
13	Office expenses	231,880,327	196,859,211	29,815,437	5,205,679
14	Information technology	18,071,782	9,971,129	7,729,022	371,631
15	Royalties	6,335,238	1,643,625	4,691,613	0
16	Occupancy	145,873,691	124,242,438	19,873,187	1,758,066
17	Travel	53,062,989	48,955,556	2,516,859	1,590,574
18	Payments of travel or entertainment expenses for any federal, state, or local public officials	2,225		2,225	
19	Conferences, conventions, and meetings	8,757,182	8,302,121	398,814	56,247
20	Interest	71,714,798	63,834,401	7,460,316	420,081
21	Payments to affiliates	0			
22	Depreciation, depletion, and amortization	258,888,648	219,251,826	37,552,563	2,084,259
23	Insurance	12,240,608	8,240,920	3,972,173	27,515
24	Other expenses Itemize expenses not covered above (List miscellaneous expenses in line 24f If line 24f amount exceeds 10% of line 25, column (A) amount, list line 24f expenses on Schedule O)				
a	EQUIPMENT RENTAL & MAINTENANCE	5,354,166	4,703,180	503,710	147,276
b	PRINTING & PUBLICATION	10,341,705	8,096,360	1,365,119	880,226
c	SLAC NON-SALARY EXPENSE	157,665,289	157,584,391	80,591	307
d	RESEARCH SUBAWARDS	61,926,832	61,926,832		
e	EMPLOYEE RELATED EXPENSES	41,219,212	33,046,865	4,756,630	3,415,717
f	All other expenses				
25	Total functional expenses. Add lines 1 through 24f	3,804,792,280	3,414,479,266	314,207,770	76,105,244
26	Joint costs. Check here <input type="checkbox"/> if following SOP 98-2 (ASC 958-720) Complete this line only if the organization reported in column (B) joint costs from a combined educational campaign and fundraising solicitation				

Part X

Balance Sheet

					(A)		(B)
					Beginning of year		End of year
Assets	1	Cash—non-interest-bearing			221,835	1	210,884
	2	Savings and temporary cash investments			1,529,632,970	2	1,186,045,821
	3	Pledges and grants receivable, net			764,662,131	3	729,253,245
	4	Accounts receivable, net			305,908,025	4	313,887,477
	5	Receivables from current and former officers, directors, trustees, key employees, and highest compensated employees. Complete Part II of Schedule L			4,706,059	5	4,639,292
	6	Receivables from other disqualified persons (as defined under section 4958(f)(1)), persons described in section 4958(c)(3)(B), and contributing employers, and sponsoring organizations of section 501(c)(9) voluntary employees' beneficiary organizations (see instructions). Schedule L				6	
	7	Notes and loans receivable, net			513,055,135	7	536,426,700
	8	Inventories for sale or use			6,594,431	8	6,121,197
	9	Prepaid expenses and deferred charges			41,183,139	9	57,072,649
	10a	Land, buildings, and equipment: cost or other basis. Complete Part VI of Schedule D	10a	6,621,343,476			
	b	Less: accumulated depreciation	10b	2,946,960,305	3,583,996,267	10c	3,674,383,171
	11	Investments—publicly traded securities			3,788,899,686	11	4,446,400,555
	12	Investments—other securities. See Part IV, line 11			14,014,460,975	12	16,743,086,298
	13	Investments—program-related. See Part IV, line 11				13	
	14	Intangible assets				14	
	15	Other assets. See Part IV, line 11				15	
	16	Total assets. Add lines 1 through 15 (must equal line 34)			24,553,320,653	16	27,697,527,289
Liabilities	17	Accounts payable and accrued expenses			1,382,407,968	17	1,244,029,604
	18	Grants payable				18	
	19	Deferred revenue			370,573,166	19	548,362,744
	20	Tax-exempt bond liabilities			1,376,031,361	20	1,349,831,594
	21	Escrow or custodial account liability. Complete Part IV of Schedule D				21	
	22	Payables to current and former officers, directors, trustees, key employees, highest compensated employees, and disqualified persons. Complete Part II of Schedule L				22	
	23	Secured mortgages and notes payable to unrelated third parties			1,439,901,380	23	1,376,774,970
	24	Unsecured notes and loans payable to unrelated third parties				24	
	25	Other liabilities. Complete Part X of Schedule D			549,484,286	25	623,734,522
	26	Total liabilities. Add lines 17 through 25			5,118,398,161	26	5,142,733,434
Net Assets or Fund Balances		Organizations that follow SFAS 117, check here <input checked="" type="checkbox"/> and complete lines 27 through 29, and lines 33 and 34.					
	27	Unrestricted net assets			9,131,844,886	27	11,235,459,051
	28	Temporarily restricted net assets			5,526,835,975	28	6,243,177,502
	29	Permanently restricted net assets			4,776,241,631	29	5,076,157,302
		Organizations that do not follow SFAS 117, check here <input type="checkbox"/> and complete lines 30 through 34.					
	30	Capital stock or trust principal, or current funds				30	
	31	Paid-in or capital surplus, or land, building or equipment fund				31	
	32	Retained earnings, endowment, accumulated income, or other funds				32	
	33	Total net assets or fund balances			19,434,922,492	33	22,554,793,855
	34	Total liabilities and net assets/fund balances			24,553,320,653	34	27,697,527,289

Part XI Reconciliation of Net Assets

Check if Schedule O contains a response to any question in this Part XI

1	Total revenue (must equal Part VIII, column (A), line 12)	1	4,381,327,361
2	Total expenses (must equal Part IX, column (A), line 25)	2	3,804,792,280
3	Revenue less expenses Subtract line 2 from line 1	3	576,535,081
4	Net assets or fund balances at beginning of year (must equal Part X, line 33, column (A))	4	19,434,922,492
5	Other changes in net assets or fund balances (explain in Schedule O)	5	2,543,336,282
6	Net assets or fund balances at end of year Combine lines 3, 4, and 5 (must equal Part X, line 33, column (B))	6	22,554,793,855

Part XII Financial Statements and Reporting

Check if Schedule O contains a response to any question in this Part XII

		Yes	No
1	Accounting method used to prepare the Form 990 <input type="checkbox"/> Cash <input checked="" type="checkbox"/> Accrual <input type="checkbox"/> Other If the organization changed its method of accounting from a prior year or checked "Other," explain in Schedule O		
2a	Were the organization's financial statements compiled or reviewed by an independent accountant?		No
b	Were the organization's financial statements audited by an independent accountant?	Yes	
c	If "Yes," to 2a or 2b, does the organization have a committee that assumes responsibility for oversight of the audit, review, or compilation of its financial statements and selection of an independent accountant? If the organization changed either its oversight process or selection process during the tax year, explain in Schedule O	Yes	
d	If "Yes" to line 2a or 2b, check a box below to indicate whether the financial statements for the year were issued on a separate basis, consolidated basis, or both <input type="checkbox"/> Separate basis <input type="checkbox"/> Consolidated basis <input checked="" type="checkbox"/> Both consolidated and separated basis		
3a	As a result of a federal award, was the organization required to undergo an audit or audits as set forth in the Single Audit Act and OMB Circular A-133?	Yes	
b	If "Yes," did the organization undergo the required audit or audits? If the organization did not undergo the required audit or audits, explain why in Schedule O and describe any steps taken to undergo such audits	Yes	

SCHEDULE A
(Form 990 or 990EZ)

Department of the Treasury
Internal Revenue Service

Public Charity Status and Public Support

Complete if the organization is a section 501(c)(3) organization or a section 4947(a)(1) nonexempt charitable trust.

► Attach to Form 990 or Form 990-EZ. ► See separate instructions.

OMB No 1545-0047

2010

Open to Public Inspection

Name of the organization STANFORD UNIVERSITY BOARD OF TRUSTEES OF THE LELAND STANFORD JUNIOR UNIVERSITY	Employer identification number 94-1156365
---	--

Part I

Reason for Public Charity Status (All organizations must complete this part.) See instructions

The organization is not a private foundation because it is (For lines 1 through 11, check only one box)

1

☐

A church, convention of churches, or association of churches described in **section 170(b)(1)(A)(i).**

2

☒

A school described in **section 170(b)(1)(A)(ii).** (Attach Schedule E)

3

☐

A hospital or a cooperative hospital service organization described in **section 170(b)(1)(A)(iii).**

4

☐

A medical research organization operated in conjunction with a hospital described in **section 170(b)(1)(A)(iii).** Enter the hospital's name, city, and state

5

☐

An organization operated for the benefit of a college or university owned or operated by a governmental unit described in **section 170(b)(1)(A)(iv).** (Complete Part II)

6

☐

A federal, state, or local government or governmental unit described in **section 170(b)(1)(A)(v).**

7

☐

An organization that normally receives a substantial part of its support from a governmental unit or from the general public described in **section 170(b)(1)(A)(vi)** (Complete Part II)

8

☐

A community trust described in **section 170(b)(1)(A)(vi)** (Complete Part II)

9

☐

An organization that normally receives (1) more than 33 1/3% of its support from contributions, membership fees, and gross receipts from activities related to its exempt functions—subject to certain exceptions, and (2) no more than 33 1/3% of its support from gross investment income and unrelated business taxable income (less section 511 tax) from businesses acquired by the organization after June 30, 1975 See **section 509(a)(2).** (Complete Part III)

10

☐

An organization organized and operated exclusively to test for public safety See**section 509(a)(4).**

11

☐

An organization organized and operated exclusively for the benefit of, to perform the functions of, or to carry out the purposes of one or more publicly supported organizations described in section 509(a)(1) or section 509(a)(2) See **section 509(a)(3).** Check the box that describes the type of supporting organization and complete lines 11e through 11h

a

☐

Type I

b

☐

Type II

c

☐

Type III - Functionally integrated

d

☐

Type III - Other

e

☐

By checking this box, I certify that the organization is not controlled directly or indirectly by one or more disqualified persons other than foundation managers and other than one or more publicly supported organizations described in section 509(a)(1) or section 509(a)(2)

f

☐

If the organization received a written determination from the IRS that it is a Type I, Type II or Type III supporting organization, check this box

g

☐

Since August 17, 2006, has the organization accepted any gift or contribution from any of the following persons?

(i)

a person who directly or indirectly controls, either alone or together with persons described in (ii) and (iii) below, the governing body of the the supported organization?

(ii)

a family member of a person described in (i) above?

(iii)

a 35% controlled entity of a person described in (i) or (ii) above?

h

☐

Provide the following information about the supported organization(s)

	Yes	No
11g(i)		
11g(ii)		
11g(iii)		

(i) Name of supported organization	(ii) EIN	(iii) Type of organization (described on lines 1- 9 above or IRC section (see instructions))	(iv) Is the organization in col (i) listed in your governing document?		(v) Did you notify the organization in col (i) of your support?		(vi) Is the organization in col (i) organized in the U S ?		(vii) Amount of support
			Yes	No	Yes	No	Yes	No	
Total									

Part II

Support Schedule for Organizations Described in Sections 170(b)(1)(A)(iv) and 170(b)(1)(A)(vi)

(Complete only if you checked the box on line 5, 7, or 8 of Part I or if the organization failed to qualify under Part III. If the organization fails to qualify under the tests listed below, please complete Part III.)

Section A. Public Support						
Calendar year (or fiscal year beginning in) ▶	(a) 2006	(b) 2007	(c) 2008	(d) 2009	(e) 2010	(f) Total
1 Gifts, grants, contributions, and membership fees received (Do not include any "unusual grants.")						
2 Tax revenues levied for the organization's benefit and either paid to or expended on its behalf						
3 The value of services or facilities furnished by a governmental unit to the organization without charge						
4 Total. Add lines 1 through 3						
5 The portion of total contributions by each person (other than a governmental unit or publicly supported organization) included on line 1 that exceeds 2% of the amount shown on line 11, column (f)						
6 Public Support. Subtract line 5 from line 4						

Section B. Total Support						
Calendar year (or fiscal year beginning in) ▶	(a) 2006	(b) 2007	(c) 2008	(d) 2009	(e) 2010	(f) Total
7 Amounts from line 4						
8 Gross income from interest, dividends, payments received on securities loans, rents, royalties and income from similar sources						
9 Net income from unrelated business activities, whether or not the business is regularly carried on						
10 Other income Do not include gain or loss from the sale of capital assets (Explain in Part IV)						
11 Total support (Add lines 7 through 10)						
12 Gross receipts from related activities, etc (See instructions)					12	
13 First Five Years If the Form 990 is for the organization's first, second, third, fourth, or fifth tax year as a 501(c)(3) organization, check this box and stop here ▶						

Section C. Computation of Public Support Percentage						
14 Public Support Percentage for 2010 (line 6 column (f) divided by line 11 column (f))					14	
15 Public Support Percentage for 2009 Schedule A, Part II, line 14					15	
16a 33 1/3% support test—2010. If the organization did not check the box on line 13, and line 14 is 33 1/3% or more, check this box and stop here. The organization qualifies as a publicly supported organization ▶						
b 33 1/3% support test—2009. If the organization did not check the box on line 13 or 16a, and line 15 is 33 1/3% or more, check this box and stop here. The organization qualifies as a publicly supported organization ▶						
17a 10%-facts-and-circumstances test—2010. If the organization did not check a box on line 13, 16a, or 16b and line 14 is 10% or more, and if the organization meets the "facts and circumstances" test, check this box and stop here. Explain in Part IV how the organization meets the "facts and circumstances" test The organization qualifies as a publicly supported organization ▶						
b 10%-facts-and-circumstances test—2009. If the organization did not check a box on line 13, 16a, 16b, or 17a and line 15 is 10% or more, and if the organization meets the "facts and circumstances" test, check this box and stop here. Explain in Part IV how the organization meets the "facts and circumstances" test The organization qualifies as a publicly supported organization ▶						
18 Private Foundation If the organization did not check a box on line 13, 16a, 16b, 17a or 17b, check this box and see instructions ▶						

Part IIIPart III

Support Schedule for Organizations Described in Section 509(a)(2)
(Complete only if you checked the box on line 9 of Part I or if the organization failed to qualify under Part II. If the organization fails to qualify under the tests listed below, please complete Part II.)

Section A. Public Support						
Calendar year (or fiscal year beginning in) 	(a) 2006	(b) 2007	(c) 2008	(d) 2009	(e) 2010	(f) Total
1 Gifts, grants, contributions, and membership fees received (Do not include any "unusual grants.")						
2 Gross receipts from admissions, merchandise sold or services performed, or facilities furnished in any activity that is related to the organization's tax-exempt purpose						
3 Gross receipts from activities that are not an unrelated trade or business under section 513						
4 Tax revenues levied for the organization's benefit and either paid to or expended on its behalf						
5 The value of services or facilities furnished by a governmental unit to the organization without charge						
6 Total. Add lines 1 through 5						
7a Amounts included on lines 1, 2, and 3 received from disqualified persons						
b Amounts included on lines 2 and 3 received from other than disqualified persons that exceed the greater of \$5,000 or 1% of the amount on line 13 for the year						
c Add lines 7a and 7b						
8 Public Support (Subtract line 7c from line 6)						

Section B. Total Support						
Calendar year (or fiscal year beginning in) 	(a) 2006	(b) 2007	(c) 2008	(d) 2009	(e) 2010	(f) Total
9 Amounts from line 6						
10a Gross income from interest, dividends, payments received on securities loans, rents, royalties and income from similar sources						
b Unrelated business taxable income (less section 511 taxes) from businesses acquired after June 30, 1975						
c Add lines 10a and 10b						
11 Net income from unrelated business activities not included in line 10b, whether or not the business is regularly carried on						
12 Other income. Do not include gain or loss from the sale of capital assets (Explain in Part IV)						
13 Total support (Add lines 9, 10c, 11 and 12)						
14 First Five Years If the Form 990 is for the organization's first, second, third, fourth, or fifth tax year as a section 501(c)(3) organization, check this box and stop here 						

Section C. Computation of Public Support Percentage		
15 Public Support Percentage for 2010 (line 8 column (f) divided by line 13 column (f))	15	
16 Public support percentage from 2009 Schedule A, Part III, line 15	16	

Section D. Computation of Investment Income Percentage		
17 Investment income percentage for 2010 (line 10c column (f) divided by line 13 column (f))	17	
18 Investment income percentage from 2009 Schedule A, Part III, line 17	18	
19a 33 1/3% support tests—2010. If the organization did not check the box on line 14, and line 15 is more than 33 1/3% and line 17 is not more than 33 1/3%, check this box and stop here . The organization qualifies as a publicly supported organization 		
b 33 1/3% support tests—2009. If the organization did not check a box on line 14 or line 19a, and line 16 is more than 33 1/3% and line 18 is not more than 33 1/3%, check this box and stop here . The organization qualifies as a publicly supported organization 		
20 Private Foundation If the organization did not check a box on line 14, 19a or 19b, check this box and see instructions 		

Part IV

Supplemental Information. Supplemental Information. Complete this part to provide the explanations required by Part II, line 10; Part II, line 17a or 17b; and Part III, line 12. Also complete this part for any additional information. (See instructions).

SCHEDULE C

(Form 990 or 990-EZ)

Department of the Treasury

Internal Revenue Service

Political Campaign and Lobbying Activities

For Organizations Exempt From Income Tax Under section 501(c) and section 527

▶ Complete if the organization is described below.

▶ Attach to Form 990 or Form 990-EZ. ▶ See separate instructions.

OMB No 1545-0047

2010

Open to Public Inspection

If the organization answered “Yes,” to Form 990, Part IV, Line 3, or Form 990-EZ, Part V, line 46 (Political Campaign Activities), then

- Section 501(c)(3) organizations Complete Parts I-A and B Do not complete Part I-C
- Section 501(c) (other than section 501(c)(3)) organizations Complete Parts I-A and C below Do not complete Part I-B
- Section 527 organizations Complete Part I-A only

If the organization answered “Yes,” to Form 990, Part IV, Line 4, or Form 990-EZ, Part VI, line 47 (Lobbying Activities), then

- Section 501(c)(3) organizations that have filed Form 5768 (election under section 501(h)) Complete Part II-A Do not complete Part II-B
- Section 501(c)(3) organizations that have NOT filed Form 5768 (election under section 501(h)) Complete Part II-B Do not complete Part II-A

If the organization answered “Yes,” to Form 990, Part IV, Line 5 (Proxy Tax) or Form 990-EZ, Part V, line 35a (Proxy Tax), then

- Section 501(c)(4), (5), or (6) organizations Complete Part III

Name of the organization STANFORD UNIVERSITY BOARD OF TRUSTEES OF THE LELAND STANFORD JUNIOR UNIVERSITY	Employer identification number 94-1156365
---	--

Part I-A Complete if the organization is exempt under section 501(c) or is a section 527 organization.

1	Provide a description of the organization’s direct and indirect political campaign activities in Part IV	
2	Political expenditures	▶ \$
3	Volunteer hours	

Part I-B Complete if the organization is exempt under section 501(c)(3).

1	Enter the amount of any excise tax incurred by the organization under section 4955	▶ \$	0
2	Enter the amount of any excise tax incurred by organization managers under section 4955	▶ \$	0
3	If the organization incurred a section 4955 tax, did it file Form 4720 for this year?	<input type="checkbox"/> Yes	<input type="checkbox"/> No
4a	Was a correction made?	<input type="checkbox"/> Yes	<input type="checkbox"/> No
b	If “Yes,” describe in Part IV		

Part I-C Complete if the organization is exempt under section 501(c) except section 501(c)(3).

1	Enter the amount directly expended by the filing organization for section 527 exempt function activities	▶ \$	
2	Enter the amount of the filing organization's funds contributed to other organizations for section 527 exempt funtion activities	▶ \$	
3	Total exempt function expenditures Add lines 1 and 2 Enter here and on Form 1120-POL, line 17b	▶ \$	
4	Did the filing organization file Form 1120-POL for this year?	<input type="checkbox"/> Yes	<input type="checkbox"/> No
5	Enter the names, addresses and employer identification number (EIN) of all section 527 political organizations to which the filing organization made payments For each organization listed, enter the amount paid from the filing organization’s funds Also enter the amount of political contributions received that were promptly and directly delivered to a separate political organization, such as a separate segregated fund or a political action committee (PAC) If additional space is needed, provide information in Part IV		

(a) Name	(b) Address	(c) EIN	(d) Amount paid from filing organization's funds If none, enter -0-	(e) Amount of political contributions received and promptly and directly delivered to a separate political organization If none, enter -0-

Part II-A

Complete if the organization is exempt under section 501(c)(3) and filed Form 5768 (election under section 501(h)).

A

Check

☐

if the filing organization belongs to an affiliated group

B

Check

☐

if the filing organization checked box A and "limited control" provisions apply

Limits on Lobbying Expenditures (The term "expenditures" means amounts paid or incurred.)		(a) Filing Organization's Totals	(b) Affiliated Group Totals												
1a Total lobbying expenditures to influence public opinion (grass roots lobbying)															
b Total lobbying expenditures to influence a legislative body (direct lobbying)															
c Total lobbying expenditures (add lines 1a and 1b)															
d Other exempt purpose expenditures															
e Total exempt purpose expenditures (add lines 1c and 1d)															
f Lobbying nontaxable amount Enter the amount from the following table in both columns															
<table><thead><tr><th>If the amount on line 1e, column (a) or (b) is:</th><th>The lobbying nontaxable amount is:</th></tr></thead><tbody><tr><td>Not over \$500,000</td><td>20% of the amount on line 1e</td></tr><tr><td>Over \$500,000 but not over \$1,000,000</td><td>\$100,000 plus 15% of the excess over \$500,000</td></tr><tr><td>Over \$1,000,000 but not over \$1,500,000</td><td>\$175,000 plus 10% of the excess over \$1,000,000</td></tr><tr><td>Over \$1,500,000 but not over \$17,000,000</td><td>\$225,000 plus 5% of the excess over \$1,500,000</td></tr><tr><td>Over \$17,000,000</td><td>\$1,000,000</td></tr></tbody></table>		If the amount on line 1e, column (a) or (b) is:	The lobbying nontaxable amount is:	Not over \$500,000	20% of the amount on line 1e	Over \$500,000 but not over \$1,000,000	\$100,000 plus 15% of the excess over \$500,000	Over \$1,000,000 but not over \$1,500,000	\$175,000 plus 10% of the excess over \$1,000,000	Over \$1,500,000 but not over \$17,000,000	\$225,000 plus 5% of the excess over \$1,500,000	Over \$17,000,000	\$1,000,000		
If the amount on line 1e, column (a) or (b) is:	The lobbying nontaxable amount is:														
Not over \$500,000	20% of the amount on line 1e														
Over \$500,000 but not over \$1,000,000	\$100,000 plus 15% of the excess over \$500,000														
Over \$1,000,000 but not over \$1,500,000	\$175,000 plus 10% of the excess over \$1,000,000														
Over \$1,500,000 but not over \$17,000,000	\$225,000 plus 5% of the excess over \$1,500,000														
Over \$17,000,000	\$1,000,000														
g Grassroots nontaxable amount (enter 25% of line 1f)															
h Subtract line 1g from line 1a If zero or less, enter -0-															
i Subtract line 1f from line 1c If zero or less, enter -0-															
j If there is an amount other than zero on either line 1h or line 1i, did the organization file Form 4720 reporting section 4911 tax for this year?		<input type="checkbox"/> Yes <input type="checkbox"/> No													

4-Year Averaging Period Under Section 501(h)
(Some organizations that made a section 501(h) election do not have to complete all of the five columns below. See the instructions for lines 2a through 2f on page 4.)

Lobbying Expenditures During 4-Year Averaging Period					
Calendar year (or fiscal year beginning in)	(a) 2007	(b) 2008	(c) 2009	(d) 2010	(e) Total
2a Lobbying non-taxable amount					
b Lobbying ceiling amount (150% of line 2a, column(e))					
c Total lobbying expenditures					
d Grassroots non-taxable amount					
e Grassroots ceiling amount (150% of line 2d, column (e))					
f Grassroots lobbying expenditures					

Part II-B

Complete if the organization is exempt under section 501(c)(3) and has NOT filed Form 5768 (election under section 501(h)).

		(a)		(b)
		Yes	No	Amount
1	During the year, did the filing organization attempt to influence foreign, national, state or local legislation, including any attempt to influence public opinion on a legislative matter or referendum, through the use of			2,569 159,137 32,341 8,044 486,756 178,386
a	Volunteers?	Yes		
b	Paid staff or management (include compensation in expenses reported on lines 1c through 1i)?	Yes		
c	Media advertisements?	Yes		
d	Mailings to members, legislators, or the public?	Yes		
e	Publications, or published or broadcast statements?	Yes		
f	Grants to other organizations for lobbying purposes?	Yes		
g	Direct contact with legislators, their staffs, government officials, or a legislative body?	Yes		
h	Rallies, demonstrations, seminars, conventions, speeches, lectures, or any similar means?	Yes		
i	Other activities? If "Yes," describe in Part IV		No	
j	Total lines 1c through 1i			867,233
2a	Did the activities in line 1 cause the organization to be not described in section 501(c)(3)?		No	
b	If "Yes," enter the amount of any tax incurred under section 4912			
c	If "Yes," enter the amount of any tax incurred by organization managers under section 4912			
d	If the filing organization incurred a section 4912 tax, did it file Form 4720 for this year?			

Part III-A

Complete if the organization is exempt under section 501(c)(4), section 501(c)(5), or section 501(c)(6).

			Yes	No
1	Were substantially all (90% or more) dues received nondeductible by members?	1		
2	Did the organization make only in-house lobbying expenditures of \$2,000 or less?	2		
3	Did the organization agree to carryover lobbying and political expenditures from the prior year?	3		

Part III-B

Complete if the organization is exempt under section 501(c)(4), section 501(c)(5), or section 501(c)(6) if BOTH Part III-A, lines 1 and 2 are answered "No" OR if Part III-A, line 3 is answered "Yes".

1	Dues, assessments and similar amounts from members	1	
2	Section 162(e) non-deductible lobbying and political expenditures (do not include amounts of political expenses for which the section 527(f) tax was paid).	2a	
a	Current year	2b	
b	Carryover from last year	2c	
c	Total	3	
3	Aggregate amount reported in section 6033(e)(1)(A) notices of nondeductible section 162(e) dues	4	
4	If notices were sent and the amount on line 2c exceeds the amount on line 3, what portion of the excess does the organization agree to carryover to the reasonable estimate of nondeductible lobbying and political expenditure next year?	5	
5	Taxable amount of lobbying and political expenditures (see instructions)		

Part IV

Supplemental Information

Complete this part to provide the descriptions required for Part I-A, line 1, Part I-B, line 4, Part I-C, line 5, and Part II-B, line 1i. Also, complete this part for any additional information.

Identifier	Return Reference	Explanation
PART II-B - LOBBYING ACTIVITY EXPLANATION	AN INSUBSTANTIAL PORTION OF STANFORD UNIVERSITY'S TOTAL ACTIVITIES	INVOLVED LEGISLATIVE AND REGULATORY MATTERS OF DIRECT CONCERN TO HIGHER EDUCATION OR OF COMPELLING IMPORTANCE TO STANFORD IN PARTICULAR INSTITUTIONAL EFFORTS TO INFLUENCE LEGISLATION AND REGULATION ARE DIRECTED BY THE OFFICE OF GOVERNMENT AND COMMUNITY RELATIONS DURING FISCAL YEAR 2010-2011, THE OFFICE CONSISTED OF FOUR PROFESSIONAL STAFF MEMBERS, ONE INTERN, AND TWO SUPPORT PERSONS. THE UNIVERSITY DOES NOT HAVE A LOBBYING OFFICE IN EITHER WASHINGTON, DC OR SACRAMENTO, CA. AND DURING THIS PERIOD, THE UNIVERSITY HIRED AN OUTSIDE REGISTERED LOBBYIST IN SACRAMENTO FOR PART-TIME WORK ON STATE ISSUES. ACTIVITIES OF GOVERNMENT AND COMMUNITY RELATIONS STAFF INCLUDE CONTACTS BY LETTERS, PHONE CALLS AND MEETINGS WITH LEGISLATORS, MEMBERS OF THEIR STAFFS, OR OTHER GOVERNMENT OFFICIALS, AND MEETINGS WITH LOCAL CITIZENS REGARDING STANFORD ISSUES WITH LOCAL GOVERNMENTS. IN FISCAL YEAR 2010-2011, LEGISLATIVE, EXECUTIVE, AND LOCAL REGULATORY ISSUES HANDLED BY THE UNIVERSITY INCLUDED THE FOLLOWING: LOCAL ISSUES: ZONING AND LAND USES RELATED TO PROPERTY OWNED BY THE UNIVERSITY AND CONTIGUOUS TO THE UNIVERSITY'S ACADEMIC CAMPUS. STATE ISSUES: STUDENT AID, TAXATION, RESEARCH FUNDING ISSUES, PRIVACY ISSUES, ACCOUNTING ISSUES, INTELLECTUAL PROPERTY ISSUES, COMPETENCY EDUCATION ISSUES, STEM CELL RESEARCH ISSUES, WATER RIGHTS, FIDUCIARY DUTIES, HOSPITAL SEISMIC DEADLINES, AND CLEAN ENERGY PROGRAMS. FEDERAL ISSUES: STUDENT AID, TAXATION, REIMBURSEMENT OF FEDERAL RESEARCH COSTS, FUNDING LEVELS OF RESEARCH (E.G., NIH, DOE, NASA, DOD, NSF), FUNDING FOR SLAC NATIONAL ACCELERATOR LABORATORY, MEDICARE FUNDING FOR TEACHING HOSPITALS, RESEARCH POLICY, COPYRIGHT AND IMMIGRATION POLICY. THE TOTAL BUDGET EXPENDED BY THE OFFICE OF GOVERNMENT AND COMMUNITY RELATIONS WAS \$1,375,309. THE ESTIMATED TOTAL EXPENSES FOR LOBBYING ARE AS FOLLOWS: SALARIES AND BENEFITS \$645,377. GENERAL OFFICE OVERHEAD \$139,222. PAID CONSULTANT COALITION DUES \$55,980. GRANTS TO OTHER ORGANIZATIONS \$8,044. TRAVEL \$18,610. TOTAL \$867,233. AMOUNTS APPEARING ON PART II-B ARE REASONABLE ESTIMATED ALLOCATIONS OF THE ABOVE EXPENSES. OCCASIONALLY STANFORD UNIVERSITY EMPLOYEES OUTSIDE THE GOVERNMENT AND COMMUNITY RELATIONS OFFICE MAY ENGAGE IN LOBBYING ACTIVITIES ON BEHALF OF THE UNIVERSITY. INCLUDING SUCH CONTACT, THE TOTAL AMOUNT SPENT BY STANFORD IN LOBBYING REPRESENTS AN INSIGNIFICANT PART OF THE UNIVERSITY'S TOTAL EXPENDITURES.

SCHEDULE D
(Form 990)

Department of the Treasury
Internal Revenue Service

Supplemental Financial Statements

► Complete if the organization answered "Yes," to Form 990,
Part IV, line 6, 7, 8, 9, 10, 11, or 12.
► Attach to Form 990. ► See separate instructions.

OMB No 1545-0047

2010

Open to Public Inspection

Name of the organization STANFORD UNIVERSITY BOARD OF TRUSTEES OF THE LELAND STANFORD JUNIOR UNIVERSITY	Employer identification number 94-1156365
---	--

Part I

Organizations Maintaining Donor Advised Funds or Other Similar Funds or Accounts. Complete if the organization answered "Yes" to Form 990, Part IV, line 6.

	(a) Donor advised funds	(b) Funds and other accounts
1	Total number at end of year	29
2	Aggregate contributions to (during year)	5,136,733
3	Aggregate grants from (during year)	8,322,465
4	Aggregate value at end of year	207,282,444
5	Did the organization inform all donors and donor advisors in writing that the assets held in donor advised funds are the organization's property, subject to the organization's exclusive legal control? <div>Yes No</div>	
6	Did the organization inform all grantees, donors, and donor advisors in writing that grant funds may be used only for charitable purposes and not for the benefit of the donor or donor advisor, or for any other purpose conferring impermissible private benefit? <div>Yes No</div>	

Part II

Conservation Easements. Complete if the organization answered "Yes" to Form 990, Part IV, line 7.

1

Purpose(s) of conservation easements held by the organization (check all that apply)

☐ Preservation of land for public use (e g , recreation or pleasure)

☐ Preservation of an historically importantly land area

☐ Protection of natural habitat

☐ Preservation of a certified historic structure

☐ Preservation of open space

2

Complete lines 2a–2d if the organization held a qualified conservation contribution in the form of a conservation easement on the last day of the tax year

	Held at the End of the Year
a	Total number of conservation easements
b	Total acreage restricted by conservation easements
c	Number of conservation easements on a certified historic structure included in (a)
d	Number of conservation easements included in (c) acquired after 8/17/06

3

Number of conservation easements modified, transferred, released, extinguished, or terminated by the organization during the taxable year ►

4

Number of states where property subject to conservation easement is located ►

5

Does the organization have a written policy regarding the periodic monitoring, inspection, handling of violations, and enforcement of the conservation easements it holds?

Yes No

6

Staff and volunteer hours devoted to monitoring, inspecting and enforcing conservation easements during the year ►

7

Amount of expenses incurred in monitoring, inspecting, and enforcing conservation easements during the year ► \$

8

Does each conservation easement reported on line 2(d) above satisfy the requirements of section 170(h)(4)(B)(i) and 170(h)(4)(B)(ii)?

Yes No

9

In Part XIV, describe how the organization reports conservation easements in its revenue and expense statement, and balance sheet, and include, if applicable, the text of the footnote to the organization's financial statements that describes the organization's accounting for conservation easements

Part III

Organizations Maintaining Collections of Art, Historical Treasures, or Other Similar Assets. Complete if the organization answered "Yes" to Form 990, Part IV, line 8.

1a

If the organization elected, as permitted under SFAS 116, not to report in its revenue statement and balance sheet works of art, historical treasures, or other similar assets held for public exhibition, education or research in furtherance of public service, provide, in Part XIV, the text of the footnote to its financial statements that describes these items

b

If the organization elected, as permitted under SFAS 116, to report in its revenue statement and balance sheet works of art, historical treasures, or other similar assets held for public exhibition, education, or research in furtherance of public service, provide the following amounts relating to these items

(i) Revenues included in Form 990, Part VIII, line 1

► \$

(ii) Assets included in Form 990, Part X

► \$

2

If the organization received or held works of art, historical treasures, or other similar assets for financial gain, provide the following amounts required to be reported under SFAS 116 relating to these items

a

Revenues included in Form 990, Part VIII, line 1

► \$

b

Assets included in Form 990, Part X

► \$

For Privacy Act and Paperwork Reduction Act Notice, see the Intructions for Form 990

Cat No 52283D

Schedule D (Form 990) 2010

Part III

Organizations Maintaining Collections of Art, Historical Treasures, or Other Similar Assets (continued)

3

Using the organization's accession and other records, check any of the following that are a significant use of its collection items (check all that apply)

a

☒ Public exhibition

b

☒ Scholarly research

c

☒ Preservation for future generations

d

☒ Loan or exchange programs

e

☐ Other

4

Provide a description of the organization's collections and explain how they further the organization's exempt purpose in Part XIV

5

During the year, did the organization solicit or receive donations of art, historical treasures or other similar assets to be sold to raise funds rather than to be maintained as part of the organization's collection?

☐ Yes☒ No

Part IV

Escrow and Custodial Arrangements. Complete if the organization answered "Yes" to Form 990, Part IV, line 9, or reported an amount on Form 990, Part X, line 21.

1a

Is the organization an agent, trustee, custodian or other intermediary for contributions or other assets not included on Form 990, Part X?

☐ Yes☐ No

b

If "Yes," explain the arrangement in Part XIV and complete the following table

	Amount
1c	
1d	
1e	
1f	

2a

Did the organization include an amount on Form 990, Part X, line 21?

☐ Yes☐ No

b

If "Yes," explain the arrangement in Part XIV

Part V

Endowment Funds. Complete if the organization answered "Yes" to Form 990, Part IV, line 10.

	(a)Current Year	(b)Prior Year	(c)Two Years Back	(d)Three Years Back	(e)Four Years Back
1a	Beginning of year balance	13,851,115,000	12,619,094,000	17,214,373,000	
b	Contributions	673,440,000	517,078,000	155,359,000	
c	Investment earnings or losses	2,763,132,000	1,569,588,000	-3,470,843,000	
d	Grants or scholarships	182,421,410	203,694,898	209,983,118	
e	Other expenditures for facilities and programs	602,659,590	650,950,102	1,069,811,882	
f	Administrative expenses				
g	End of year balance	16,502,606,000	13,851,115,000	12,619,094,000	

2

Provide the estimated percentage of the year end balance held as

a

Board designated or quasi-endowment ▶ 40 458 %

b

Permanent endowment ▶ 59 027 %

c

Term endowment ▶ 0 514 %

3a

Are there endowment funds not in the possession of the organization that are held and administered for the organization by

(i)

unrelated organizations

3a(i)

Yes

No

(ii)

related organizations

3a(ii)

Yes

No

b

If "Yes" to 3a(ii), are the related organizations listed as required on Schedule R?

3b

Yes

No

4

Describe in Part XIV the intended uses of the organization's endowment funds

Part VI

Investments—Land, Buildings, and Equipment. See Form 990, Part X, line 10.

Description of investment	(a) Cost or other basis (investment)	(b) Cost or other basis (other)	(c) Accumulated depreciation	(d) Book value
1a Land		97,768,046		97,768,046
b Buildings		4,644,449,448	1,640,008,903	3,004,440,545
c Leasehold improvements		152,621,364	135,568,350	17,053,014
d Equipment		1,555,848,092	1,171,383,052	384,465,040
e Other		170,656,526		170,656,526
Total. Add lines 1a-1e (Column (d) should equal Form 990, Part X, column (B), line 10(c).)				3,674,383,171

Part XIReconciliation of Change in Net Assets from Form 990 to Financial Statements			
1	Total revenue (Form 990, Part VIII, column (A), line 12)	1	4,381,327,361
2	Total expenses (Form 990, Part IX, column (A), line 25)	2	3,804,792,280
3	Excess or (deficit) for the year Subtract line 2 from line 1	3	576,535,081
4	Net unrealized gains (losses) on investments	4	2,443,864,505
5	Donated services and use of facilities	5	
6	Investment expenses	6	
7	Prior period adjustments	7	
8	Other (Describe in Part XIV)	8	99,471,777
9	Total adjustments (net) Add lines 4 - 8	9	2,543,336,282
10	Excess or (deficit) for the year per financial statements Combine lines 3 and 9	10	3,119,871,363

Part XIIReconciliation of Revenue per Audited Financial Statements With Revenue per Return			
1	Total revenue, gains, and other support per audited financial statements	1	6,629,950,000
2	Amounts included on line 1 but not on Form 990, Part VIII, line 12		
a	Net unrealized gains on investments	2a	2,443,864,505
b	Donated services and use of facilities	2b	
c	Recoveries of prior year grants	2c	
d	Other (Describe in Part XIV)	2d	-130,835,443
e	Add lines 2a through 2d	2e	2,313,029,062
3	Subtract line 2e from line 1	3	4,316,920,938
4	Amounts included on Form 990, Part VIII, line 12, but not on line 1		
a	Investment expenses not included on Form 990, Part VIII, line 7b	4a	66,722,748
b	Other (Describe in Part XIV)	4b	-2,316,325
c	Add lines 4a and 4b	4c	64,406,423
5	Total Revenue Add lines 3 and 4c. (This should equal Form 990, Part I, line 12)	5	4,381,327,361

Part XIIIReconciliation of Expenses per Audited Financial Statements With Expenses per Return			
1	Total expenses and losses per audited financial statements	1	3,510,079,000
2	Amounts included on line 1 but not on Form 990, Part IX, line 25		
a	Donated services and use of facilities	2a	
b	Prior year adjustments	2b	
c	Other losses	2c	
d	Other (Describe in Part XIV)	2d	2,316,686
e	Add lines 2a through 2d	2e	2,316,686
3	Subtract line 2e from line 1	3	3,507,762,314
4	Amounts included on Form 990, Part IX, line 25, but not on line 1:		
a	Investment expenses not included on Form 990, Part VIII, line 7b	4a	66,722,748
b	Other (Describe in Part XIV)	4b	230,307,218
c	Add lines 4a and 4b	4c	297,029,966
5	Total expenses Add lines 3 and 4c. (This should equal Form 990, Part I, line 18)	5	3,804,792,280

Part XIVSupplemental Information

Complete this part to provide the descriptions required for Part II, lines 3, 5, and 9, Part III, lines 1a and 4, Part IV, lines 1b and 2b, Part V, line 4, Part X, Part XI, line 8, Part XII, lines 2d and 4b, and Part XIII, lines 2d and 4b. Also complete this part to provide any additional information.

Identifier	Return Reference	Explanation
SCHEDULE D, PART III, LINE 1A	WORKS OF ART AND SPECIAL COLLECTIONS	WORKS OF ART, HISTORICAL TREASURES, LITERARY WORKS, AND ARTIFACTS, WHICH ARE PRESERVED AND PROTECTED FOR EDUCATIONAL, RESEARCH AND PUBLIC EXHIBITION PURPOSES, ARE NOT CAPITALIZED. PURCHASES OF SUCH COLLECTIONS ARE RECORDED AS OPERATING EXPENSES IN THE PERIOD IN WHICH THEY ARE ACQUIRED.
SCHEDULE D, PART III, LINE 4		THE CANTOR ARTS CENTER AT STANFORD UNIVERSITY IS A MUSEUM COMMITTED TO INTELLECTUAL EXPLORATION AND THE PURSUIT OF KNOWLEDGE, FOSTERING A SENSE OF DISCOVERY THROUGH DIRECT EXPERIENCES WITH WORKS OF ART. THE CENTER COLLECTS, PRESERVES, AND STUDIES ART FROM ALL CULTURES AND PERIODS, SERVING THE UNIVERSITY AND THE PUBLIC THROUGH EXHIBITIONS AND PROGRAMS THAT INSPIRE THE UNDERSTANDING AND ENJOYMENT OF ART. SCHEDULE D, PART V, LINES 1B & 1E "CONTRIBUTIONS" (LINE 1B) INCLUDE CERTAIN INVESTMENT INCOME, CURRENT YEAR GIFTS TO ENDOWMENT, MATURED LIVING TRUSTS DIRECTED TO ENDOWMENT, AND CERTAIN OTHER FUNDS TRANSFERRED INTO THE ENDOWMENT INCLUDED IN "OTHER EXPENDITURES FOR FACILITIES AND PROGRAMS" (LINE 1E) ARE FUNDS DISTRIBUTED ANNUALLY FROM ENDOWMENT PRINCIPAL TO SUPPORT SUCH FACILITIES AND PROGRAMS. PLEASE SEE FURTHER DISCUSSION BELOW IN "INTENDED USES OF THE ENDOWMENT FUNDS". SCHEDULE D, PART V, LINE 2B APPROXIMATELY HALF OF THE AMOUNT ON LINE 2B REPRESENTS REALIZED AND UNREALIZED GAINS ON ENDOWMENT ASSETS. EACH YEAR, THE BOARD OF TRUSTEES DETERMINES THE PRUDENT PORTION OF THESE GAINS THAT WILL BECOME AVAILABLE FOR EXPENDITURE IN ACCORDANCE WITH THE CALIFORNIA UNIFORM PRUDENT MANAGEMENT OF INSTITUTIONAL FUNDS ACT. SCHEDULE D, PART V, LINE 3A(I) INCLUDED IN UNIVERSITY ENDOWMENT ARE SEVERAL TRUSTS MANAGED BY OUTSIDE TRUSTEES NOT RELATED TO THE UNIVERSITY. SCHEDULE D, PART V, LINE 3A(II) AND LINE 3B INCLUDED IN THE ENDOWMENT BALANCE ON LINE 1G ARE THE ASSETS OF THE FREIDENRICH SUPPORT FOUNDATION, AND SHR HOLDINGS, INC., RELATED ORGANIZATIONS.
SCHEDULE D, PART V, LINE 4	INTENDED USES OF THE ENDOWMENT FUNDS	IN 1885, LELAND AND JANE LATHROP STANFORD SAID OF THEIR FOUNDING GRANT "IT SHALL CONSTITUTE THE FOUNDATION AND ENDOWMENT FOR THE UNIVERSITY HEREIN PROVIDED, AND UPON THE TRUST THAT THE PRINCIPAL THEREOF SHALL FOREVER REMAIN INTACT, AND THAT THE RENTS, ISSUES, AND PROFITS THEREOF SHALL BE DEVOTED TO THE FOUNDATION AND MAINTENANCE OF THE UNIVERSITY HEREBY FOUNDED AND ENDOWED, AND THE USES AND PURPOSES HEREIN MENTIONED." TODAY, STANFORD'S ENDOWMENT CONSISTS OF THOUSANDS OF INDIVIDUAL FUNDS, MANY OF WHICH ARE RESTRICTED TO PARTICULAR USES (E.G., SCHOLARSHIP FUNDS FOR UNDERGRADUATES, FELLOWSHIP FUNDS TO SUPPORT GRADUATE STUDENTS, RESEARCH FUNDS DIRECTED TO MANY DIFFERENT AREAS, PROGRAM SUPPORT FUNDS, FUNDS TO SUPPORT PROFESSORS, FUNDS TO SUPPORT LECTURES, FUNDS TO PROVIDE BUILDING AND GROUND MAINTENANCE, FUNDS TO SUPPORT THE UNIVERSITY'S MUSEUM, FUNDS TO SUPPORT THE ACQUISITION OF LIBRARY MATERIALS). THE FUNDS ARE INVESTED IN PERPETUITY FOR LONG TERM GROWTH AND THE PAYOUT IS USED FOR THE PURPOSE SET FORTH IN THE GIFT DOCUMENT. SOME ENDOWMENT FUNDS DO NOT HAVE PURPOSE RESTRICTIONS AND THE PAYOUT FROM THESE FUNDS IS USED TO SUPPORT THE GENERAL OPERATIONS AND INFRASTRUCTURE OF THE UNIVERSITY AS WELL AS MANY OTHER PARTS OF THE UNIVERSITY. ENDOWMENT PAYOUT IS A RELIABLE SOURCE OF CONTINUING SUPPORT AND IS CRUCIAL TO THE FUNDING OF THE MANY LONG TERM COMMITMENTS THAT THE UNIVERSITY MUST MAKE. THE ENDOWMENT MAKES STANFORD LESS DEPENDENT ON OTHER MORE VARIABLE SOURCES OF INCOME. THE ENDOWMENT PAYOUT COVERS APPROXIMATELY 22% OF STANFORD'S TOTAL EXPENSES. STANFORD IS CURRENTLY DIRECTING CONSIDERABLE RESEARCH AND EDUCATION EFFORTS TOWARD ADDRESSING THE CHALLENGES CRUCIAL TO THE WORLD. IN PARTICULAR, IT IS SEEKING SOLUTIONS TO SOME OF THE MOST CHALLENGING PROBLEMS IN HUMAN HEALTH, INTERNATIONAL PEACE AND SECURITY AND THE ENVIRONMENT AND SUSTAINABILITY. STANFORD CONTINUES TO BE ONE OF FEW PRIVATE INSTITUTIONS THAT ENROLL AND ADMIT THE VERY BEST APPLICANTS, REGARDLESS OF THEIR FAMILIES' INCOME AND PROVIDE SUFFICIENT FINANCIAL AID FOR ALL ADMITTED STUDENTS TO ATTEND THE UNIVERSITY. ENDOWMENT SUPPORT CONTRIBUTES GREATLY TO THE SUCCESS OF THESE EFFORTS AS A RESULT OF ENDOWMENT SUPPORT OF STUDENT AID, STANFORD IS ABLE TO WAIVE THE TOTAL COST OF TUITION FOR STUDENTS FROM MOST FAMILIES WITH INCOMES LESS THAN \$100,000. STUDENTS FROM MOST FAMILIES MAKING LESS THAN \$60,000 WILL HAVE THE FULL COST OF ATTENDANCE (PRINCIPALLY TUITION, ROOM & BOARD, AND BOOKS) COVERED. FOR THE YEAR ENDED AUGUST 31, 2011, ENDOWMENT PAYOUT SUPPORTED THE FOLLOWING BROAD FUNCTIONS OF THE UNIVERSITY: INSTRUCTION AND RESEARCH \$228,241,419; STUDENT FINANCIAL AID \$182,421,410; LIBRARIES \$15,873,690. SCHEDULE D, PART VI BALANCES AS REPORTED ON THE UNIVERSITY FINANCIAL STATEMENTS HAVE BEEN RECLASSIFIED TO COMPLY WITH 990 REPORTING REQUIREMENTS: SCHEDULE D, PART VII, INVESTMENTS - OTHER SECURITIES CASH & CASH EQUIVALENTS \$349,234,208; COLLATERAL HELD FOR SECURITIES LOANED \$142,962,742; DERIVATIVES (\$13,833,749); FIXED INCOME \$756,822,006; REAL ESTATE \$4,500,588,163; NATURAL RESOURCES \$1,683,568,776; PRIVATE EQUITIES \$5,319,812,812; ABSOLUTE RETURN \$5,253,469,836; ASSETS HELD BY OTHER TRUSTEES \$163,044,438; OTHER \$181,578,032. ----- \$18,337,247,264 LESS HOSPITAL FUNDS INVESTED IN THE UNIVERSITY MERGED POOL (\$1,594,160,966) ----- \$16,743,086,298. SCHEDULE D, PART X, LINE 1 DEPOSITS PAYABLE - COLLATERAL FOR SECURITIES LOANED \$182,026,760; US GOVERNMENT REFUNDABLE LOAN FUNDS \$53,760,361; INCOME BENEFICIARY SHARE OF SPLIT INTEREST AGREEMENTS \$387,947,401. ----- \$623,734,522.
SCHEDULE D, PART X, LINE 2	STANFORD DID NOT REPORT A FIN 48 LIABILITY	SCHEDULE D, PART XI, LINE 8 ADJUSTMENT TO EQUITY RELATING TO LIVING TRUSTS AND DERIVATIVES \$99,471,775. FINANCIAL STATEMENT ROUNDING \$2.
SCHEDULE D, PART XII, LINE 2D	FINANCIAL AID (\$230,307,218)	OTHER, INCLUDING ADJUSTMENT TO EQUITY RELATING TO LIVING TRUSTS AND DERIVATIVES \$99,471,775.
SCHEDULE D, PART XII, LINE 4B	EXPENSES OF SPECIAL EVENTS FROM 990, PART VIII, LINE 8B (\$364,482)	COST OF GOODS SOLD FROM 990 PART VIII, LINE 10B (\$1,952,112). FINANCIAL STATEMENT ROUNDING \$269.
SCHEDULE D, PART XIII LINE 2D	EXPENSES OF SPECIAL EVENTS FROM 990, PART VIII, LINE 8B \$364,482	COST OF GOODS SOLD FROM 990 PART VIII LINE 10B \$1,952,112. FINANCIAL STATEMENT ROUNDING \$92. SCHEDULE D, PART XIII LINE 4B FINANCIAL AID \$230,307,218.

SCHEDULE E
(Form 990 or 990-EZ)

Department of the Treasury
Internal Revenue Service

Schools

►Complete if the organization answered "Yes" to Form 990, Part IV, line 13,
or Form 990-EZ, Part VI, line 48.
► Attach to Form 990 or Form 990-EZ.

OMB No 1545-0047

2010

Open to Public Inspection

Name of the organization
STANFORD UNIVERSITY BOARD OF TRUSTEES
OF THE LELAND STANFORD JUNIOR UNIVERSITY

Employer identification number
94-1156365

Part I		YES	NO
<div>1</div> <div>Does the organization have a racially nondiscriminatory policy toward students by statement in its charter, bylaws, other governing instrument, or in a resolution of its governing body?</div>	1	Yes	
	2	Yes	
	3		No
<div>4</div> <div>Does the organization maintain the following?</div> <div>a Records indicating the racial composition of the student body, faculty, and administrative staff?</div> <div>b Records documenting that scholarships and other financial assistance are awarded on a racially nondiscriminatory basis?</div> <div>c Copies of all catalogues, brochures, announcements, and other written communications to the public dealing with student admissions, programs, and scholarships?</div> <div>d Copies of all material used by the organization or on its behalf to solicit contributions?</div> <div>If you answered "No" to any of the above, please explain If you need more space, use Part II</div>	4a	Yes	
	4b	Yes	
	4c	Yes	
	4d	Yes	
<div>5</div> <div>Does the organization discriminate by race in any way with respect to</div> <div>a Students' rights or privileges?</div> <div>b Admissions policies?</div> <div>c Employment of faculty or administrative staff?</div> <div>d Scholarships or other financial assistance?</div> <div>e Educational policies?</div> <div>f Use of facilities?</div> <div>g Athletic programs?</div> <div>h Other extracurricular activities?</div> <div>If you answered "Yes" to any of the above, please explain If you need more space, use Part II</div>	5a		No
	5b		No
	5c		No
	5d		No
	5e		No
	5f		No
	5g		No
	5h		No
<div>6a</div> <div>Does the organization receive any financial aid or assistance from a governmental agency?</div> <div>b Has the organization's right to such aid ever been revoked or suspended?</div> <div>If you answered "Yes" to either line 6a or line 6b, explain on Part II</div> <div>7</div> <div>Does the organization certify that it has complied with the applicable requirements of sections 4 01 through 4 05 of Rev Proc 75-50, 1975-2 C B 587, covering racial nondiscrimination? If "No," explain on Part II</div>	6a	Yes	
	6b		No
	7	Yes	

Part III Supplemental Information

Complete this part to provide the explanations required by Part I, lines 3, 4d, 5h, 6b, and 7, as applicable. Also complete this part to provide any other additional information (see instructions).

Identifier	Return Reference	Explanation
SCHEDULE E, LINE 3	STANFORD MEETS THE CRITERIA OF SECTION 4 03 2(B) OF REV PROC 75-50	THROUGH ADMISSION AND FINANCIAL AID OFFICES OUTREACH PROGRAMS WHICH PUBLICIZE STANFORD UNIVERSITY'S ACADEMIC OPPORTUNITIES AT SECONDARY AND POST-SECONDARY SCHOOLS THROUGHOUT THE UNITED STATES
SCHEDULE E, LINE 6A	STANFORD UNIVERSITY RECEIVED RESEARCH AND INSTRUCTIONAL GRANTS AND	CONTRACTS, FELLOWSHIP AND STUDENT AID AWARDS, LIBRARY GRANTS AND CONSTRUCTION GRANTS, AND CONTRACTS FROM VARIOUS FEDERAL AGENCIES

Employer identification number
94-1156365

3 Activites per Region (Use Part V if additional space is needed)

For Privacy Act and Paperwork Reduction Act Notice, see the Instructions for Form 990. Cat No 50082W Schedule F (Form 990) 2010

[illegible]**Schedule F (Form 990) 2010**

Part III

Grants and Other Assistance to Individuals Outside the United States. Complete if the organization answered "Yes" to Form 990, Part IV, line 16.
Use Part V if additional space is needed.

(a) Type of grant or assistance	(b) Region	(c) Number of recipients	(d) Amount of cash grant	(e) Manner of cash disbursement	(f) Amount of non-cash assistance	(g) Description of non-cash assistance	(h) Method of valuation (book, FMV, appraisal, other)
See Add'l Data							

Part IV Foreign Forms

- 1

Was the organization a U S transferor of property to a foreign corporation during the tax year? *If "Yes," the organization may be required to file Form 926 (see instructions for Form 926)*

☒ Yes ☐ No
- 2

Did the organization have an interest in a foreign trust during the tax year? *If " Yes," the organization may be required to file Form 3520 and/or Form 3520-A. (see instructions for Forms 3520 and 3520-A)*

☒ Yes ☐ No
- 3

Did the organization have an ownership interest in a foreign corporation during the tax year? *If "Yes," the organization may be required to file Form 5471, Information Return of U.S. Persons with respect to Certain Foreign Corporations. (see instructions for Form 5471)*

☒ Yes ☐ No
- 4

Was the organization a direct or indirect shareholder of a passive foreign investment company or a qualified electing fund during the tax year? *If "Yes," the organization may be required to file Form 8621, Return by a Shareholder of a Passive Foreign Investment Company or Qualified Electing Fund. (see instructions for Form 8621)*

☒ Yes ☐ No
- 5

Did the organization have an ownership interest in a foreign partnership during the tax year? *If "Yes," the organization may be required to file Form 8865, Return of U.S. Persons with respect to Certain Foreign Partnerships. (see instructions for Form 8865)*

☒ Yes ☐ No
- 6

Did the organization have any operations in or related to any boycotting countries during the tax year? *If "Yes," the organization may be required to file Form 5713, International Boycott Report (see instructions for Form 5713).*

☒ Yes ☐ No

Part V **Supplemental Information**

Complete this part to provide the information (see instructions) required in Part I, line 2, and any additional information.

Identifier	Return Reference	Explanation
PART I GENERAL INFORMATION ON ACTIVITIES OUTSIDE OF THE US		<p>PART I, LINE 2 DESCRIBE IN THE ORGANIZATION'S PROCEDURES FOR MONITORING THE USE OF GRANT FUNDS OUTSIDE OF THE UNITED STATES STANFORD UNIVERSITY IS NOT A "GRANTMAKER" PER SE IN TH AT ITS FUNDAMENTAL MISSION, AND PURPOSE FOR TAX-EXEMPTION, RELATES TO TEACHING, RESEARCH A ND PATIENT CARE ACTIVITIES HOWEVER, IN THE COURSE OF THESE MISSION-BASED ACTIVITIES, THE UNIVERSITY DOES MAKE PAYMENTS THAT MEET THE CRITERIA FOR 'GRANTMAKING' AS DEFINED BY THE I NSTRUCTIONS TO IRS 990 SCHEDULE F PROCEDURES FOR MONITORING USE OF GRANT FUNDS OUTSIDE OF THE U S ARE PRINCIPALLY GOVERNED BY THE PURPOSE FOR WHICH THE FUNDS WERE GRANTED FINANCIAL AID SCHOLARSHIPS, STIPENDS AND FELLOWSHIPS FOR MOST U S INSTITUTIONS OF HIGHER EDUCATION, PROVISION OF FINANCIAL AID TO STUDENTS IS AN IMPORTANT ACTIVITY ENABLING QUALIFIED S TUDENTS TO OBTAIN A COLLEGE EDUCATION AT THE UNDERGRADUATE, GRADUATE OR POSTDOCTORAL LEVEL STANFORD IS COMMITTED TO A "NEED-BLIND" ADMISSION POLICY FOR U S CITIZENS AND PERMANENT RESIDENTS, IT ADMITS QUALIFIED STUDENTS WITHOUT REGARD TO THEIR ABILITY TO PAY , AND PROVIDES A COMPREHENSIVE FINANCIAL AID PROGRAM FOR ALL ADMITTED STUDENTS WHO HAVE UNIVERSITY-CO MPUTED NEED, AND WHO MEET STATED FINANCIAL AID ELIGIBILITY REQUIREMENTS FOR THE FISCAL YE AR, ENDED AUGUST 31, 2011, 79% (5,411) OF UNDERGRADUATE AND 81% (7,071) OF GRADUATE STUDEN TS RECEIVED SOME FORM OF FINANCIAL AID, WITH A TOTAL OF \$333,513,170 OF FINANCIAL AID DISBURSED TO ALL STANFORD STUDENTS APPROXIMATELY 69% OF THIS AID TOOK THE FORM OF TRANSFERS F ROM INTERNAL UNIVERSITY FUNDS TO OFFSET TUITION AND OTHER UNIVERSITY CHARGES THAT WOULD OT HERWISE HAVE BEEN RECEIVED BY THE UNIVERSITY THE BALANCE REPRESENTS DISBURSEMENTS, PRIMAR ILY TO GRADUATE STUDENTS, FOR STIPENDS, FELLOWSHIPS AND OTHER STUDENT AID, IN SUPPORT OF A CADEMIC EFFORT FOR THE VAST MAJORITY OF ENROLLED STUDENTS, THESE AMOUNTS ARE PAID BY DIRE CT DEPOSIT TO STUDENT BANK ACCOUNTS IN THE UNITED STATES AT THE TIME OF CONSTRUCTIVE RECEI PT OF THESE FUNDS IN THE U S , IT IS POSSIBLE THAT STUDENTS (PARTICULARLY DOCTORAL STUDEN TS) MIGHT BE TRAVELING, OR "LIVING", OUTSIDE OF THE U S DURING THE COURSE OF THEIR ACADEMIC WORK, OR EVEN FOR PERSONAL PURPOSES STANFORD REQUIRES THAT STUDENTS WHO ARE RECEIVING FINANCIAL AID MAINTAIN THEIR REGISTRATION STATUS, AND BE ENROLLED FOR ACADEMIC CREDIT IN U NIVERSITY-APPROVED PROGRAMS THE UNIVERSITY DOES NOT BROADLY CONSIDER FINANCIAL AID DISBUR SEMENTS IN THE UNITED STATES TO ENROLLED STUDENTS AS "GRANTS TO FOREIGN INDIVIDUALS", AND HAS ACCORDINGLY REPORTED ON SCHEDULE F THOSE GRANTS PAID OUTSIDE OF THE UNITED STATES, OR GRANTS FOR USE OUTSIDE THE UNITED STATES FOR PROGRAMS WHICH HAVE A READILY IDENTIFIABLE FO REIGN COMPONENT THAT IS SEPARATELY TRACKED THE FOLLOWING CATEGORIES OF AID ARE PAID DIRE CTLY TO STUDENTS OR SCHOLARS OUTSIDE OF THE UNITED STATES, OR FOR INTENDED USE OUTSIDE THE U S , AND ARE REPORTED ON SCHEDULE F, PART III 1 RESEARCH GRANTS THE UNIVERSITY FUNDS A SUMMER INDEPENDENT RESEARCH GRANT PROGRAM AVAILABLE ON A COMPETITIVE BASIS TO UNDERGRADUA TES AS WITH MOST FINANCIAL AID, THESE GRANTS ARE DISBURSED IN THE UNITED STATES TO ENROLL ED STUDENTS OPPORTUNITIES TO FORMALLY PRESENT RESULTING ACADEMIC RESEARCH FINDINGS ARE PR OVIDED, WHICH CONTRIBUTES TO THE ASSURANCE THAT MONIES ARE USED FOR THE INTENDED PURPOSE THOSE AWARDS EXCEEDING \$5,000, WHERE THE INTENDED USE OF THE RESEARCH GRANT IS OUTSIDE OF THE U S , ARE REPORTED IN PART III 2 SERVICE LEARNING FELLOWSHIPS STANFORD'S HAAS CENTE R FOR PUBLIC SERVICE MANAGES A PROGRAM TO ENGAGE STANFORD STUDENTS IN SERVICE LEARNING OPP ORTUNITIES THESE PLACEMENTS ARE CLOSELY MONITORED BY PROGRAM OFFICERS PRIOR TO AND AFTER THEY OCCUR, TO ASSURE MAXIMUM BENEFIT OF THE LEARNING EXPERIENCE FELLOWSHIPS PLACEMENTS O UTSIDE OF THE U S FOR WHICH STUDENTS RECEIVED SUPPORT IN EXCESS OF \$5,000 ARE REPORTED IN PART III 3 SCHOLARSHIPS STANFORD MANAGES A CONSORTIUM LANGUAGE PROGRAM LOCATED IN THE E AST ASIA/PACIFIC REGION ON BEHALF OF SEVERAL U S UNIVERSITIES SCHOLARSHIPS TO ATTEND THI S PROGRAM ARE AWARDED BY THE CONSORTIUM, AND ARE DISBURSED FROM STANFORD DIRECTLY TO THE I N-COUNTRY CONSORTIUM PROGRAM OFFICE THESE AMOUNTS ARE REPORTED IN PART III 4 OVERSEAS S TUDIES PROGRAM- INTERNSHIP STIPENDS AS PART OF ITS UNDERGRADUATE OVERSEAS STUDY PROGRAM, TH E UNIVERSITY IS ABLE TO PLACE ELIGIBLE STANFORD STUDENTS IN LOCAL INTERNSHIPS FOR 3-6 MONT HS STUDENTS ARE PAID A STIPEND TO COVER THEIR HOUSING, FOOD AND LIVING EXPENSES UNIVERSI TY PROGRAM MANAGERS IN THESE COUNTRIES WORK WITH RECIPIENT ORGANIZATIONS TO MONITOR STUDEN T PERFORMANCE AND PROVIDE FEEDBACK THESE AMOUNTS ARE REPORTED IN PART III AS GRANTS TO IN DIVIDUALS, LIVING OUTSIDE OF THE U S THE IN-COUNTRY EXPENDITURES RELATING TO EACH OF THE OVERSEAS STUDIES CENTERS ARE REPORTED IN PART I, LINE 3 AS A PROGRAM ACTIVITY A VERY SMAL L PROPORTION OF THOSE EXPENSES ARE REPRESENTED BY CASH PAYMENTS TO STUDENTS FOR PER DIEM M EAL ALLOWANCES THESE HAVE BEEN INCLUDED AS PROGRA</p>

Identifier	Return Reference	Explanation
PART I GENERAL INFORMATION ON ACTIVITIES OUTSIDE OF THE US		<p> M ACTIVITY EXPENSES, NOT AS GRANTS TO INDIVIDUALS 5 LOAN FORGIVENESS THE AMOUNT REPORTED IN PART III INCLUDES PAYMENTS MADE UNDER STANFORD'S GRADUATE SCHOOL OF BUSINESS (GSB) INTERNATIONAL OR NON-PROFIT LOAN FORGIVENESS PROGRAMS THESE PROGRAMS ARE PART OF THE GSB'S B ROADER GOAL TO HAVE GREATER INTERNATIONAL IMPACT AND TO INCREASE ACCESS TO GLOBAL OPPORTUNITIES ELIGIBILITY FOR BOTH PROGRAMS IS MONITORED BY THE GSB FINANCIAL AID OFFICE, AND SIN CE THE PROGRAMS ARE GIFT-FUNDED, THE UNIVERSITY IS REQUIRED TO DEMONSTRATE THAT IT HAS USE D THE FUNDS IN ACCORDANCE WITH DONOR RESTRICTIONS 6 TRAVEL STIPENDS DEPARTMENTS OF THE U NIVERSITY AWARD TRAVEL STIPENDS TO UNDERGRADUATE, GRADUATE AND POSTDOCTORAL STUDENTS WHERE IT IS DEEMED THAT FOREIGN ACADEMIC EXPERIENCE OR RESEARCH IS OF VALUE TO THE STUDENTS' IN DIVIDUAL ACADEMIC ACHIEVEMENT THESE STIPENDS ARE NOT SYSTEMATICALLY TRACKED GEOGRAPHICALL Y IN THE ACCOUNTING SYSTEM, BUT HAVE BEEN IDENTIFIED VIA SELF-REPORTING OF STUDENT TRAVEL STIPENDS IDENTIFIED BY THIS MECHANISM IN EXCESS OF \$5,000 ARE REPORTED IN PART III 7 PRIZES TO STUDENTS INCLUDED IN PROGRAM EXPENSES FOR GRANTMAKING ARE PRIZES AWARDED TO STUDEN TS BY THE CENTER FOR EAST ASIAN STUDIES NONE WERE IN EXCESS OF \$5,000 SUB-AWARDS ARE PAY MENTS TO THIRD PARTY RECIPIENTS FOR PERFORMING A PORTION OF A STANFORD RESEARCH PROGRAM, M OST OFTEN A SPONSORED-RESEARCH PROJECT MANY SUB-AWARDS ARE AGREEMENTS FOR CONTRACTUALLY D EFINED DELIVERABLES, USUALLY REQUIRING HIGHLY SPECIFIC EXPERTISE AS SUCH THEY COULD BE DE SCRIBED AS RESEARCH CONTRACTS HOWEVER, CERTAIN SUB-AWARDS MIGHT ALSO BE CATEGORIZED AS GR ANTS, DEPENDING ON THE NATURE OF THE ORIGINATING PRIME FUNDING SOURCE, SINCE THE TERMS AND CONDITIONS OF THE ORIGINATING FUNDING SOURCE GENERALLY FLOW THROUGH TO THE SUB-AWARD ACC ORDINGLY, GRANT-FUNDED SUB-AWARDS ARE REPORTED IN PART II CONTRACT-FUNDED SUB-AWARDS TO F OREIGN RECIPIENTS ARE REPORTED IN PART I, LINE 3 AS RESEARCH PROGRAM ACTIVITIES THE PROCE DURES FOR MONITORING BOTH TYPES OF SUB-AWARDS ARE ESSENTIALLY IDENTICAL AN INITIAL RISK A SSESSMENT OF THE RECIPIENT IS CONDUCTED PRIOR TO THE GRANTING OF THE SUB-AWARD THIS, TOGE THER WITH AN AUDIT/FINANCIALS REVIEW, PROVIDES INSIGHT ON WHETHER IT IS APPROPRIATE AND RE ASONABLE TO ENTER INTO THE SUB-AWARD, OR WHETHER ADDITIONAL TERMS MUST BE ADDED TO THE SUB -AWARD AGREEMENT FOR GREATER ASSURANCE OF ITS SAFE-HANDLING IN ACCORDANCE WITH U S OMB C IRCULAR A-133 REQUIREMENTS, THE SUB-RECIPIENT IS REQUIRED TO ANNUALLY COMPLETE A QUESTIONN AIRE DESIGNED TO ASSESS CERTAIN ASPECTS OF THE ENTITY'S INTERNAL CONTROLS AND FINANCIAL ST ATUS THIS INFORMATION IS COLLECTED AND REVIEWED BY SPONSORED RESEARCH SPECIALISTS INVOIC ES SUBMITTED BY THE SUB-RECIPIENT TO THE UNIVERSITY ARE REVIEWED TO ENSURE THAT CHARGED EX PENSES MEET BOTH INTERNAL ACCOUNTING POLICIES, AS WELL AS STANDARDS ESTABLISHED BY U S OM B CIRCULAR A-21 AWARDS ARE MONITORED ON AN ONGOING BASIS BY MEETING, REPORT OR COMMUNICAT ION, BY BOTH THE AWARD PRINCIPAL INVESTIGATOR AND THE UNIVERSITY'S SUB-RECIPIENT MONITORIN G OFFICER TO ENSURE THAT PROGRESS IS BEING MADE AS AGREED </p>

Identifier	Return Reference	Explanation
PART I, LINE 3 ENTER THE DETAILS FOR EACH TYPE OF ACTIVITY CONDUCTED		<p>AT ANY TIME DURING THE TAX YEAR IN EACH REGION DESCRIBE THE METHOD USED TO ACCOUNT FOR EXPENDITURES ON PART I, COLUMN (F), LINE 3 AS A LEADING RESEARCH INSTITUTION, STANFORD UNIVE RSITY CONDUCTS ACTIVITIES ALL OVER THE WORLD IN PURSUIT OF ITS ACADEMIC MISSION OF INSTRUC TION, RESEARCH AND PATIENT CARE ITS STUDENT, FACULTY AND ALUMNI COMMUNITIES ARE SIMILARLY INTERNATIONAL IN CHARACTER, AND SEEK TO COLLABORATE IN AN INTERDEPENDENT WORLD TO UNDERST AND AND SOLVE GLOBAL CHALLENGES IN ACCORDANCE WITH THE FORM 990 INSTRUCTIONS, THE UNIVERS ITY HAS REPORTED ON SCHEDULE F EXPENDITURES RELATING TO FOREIGN ACTIVITIES WHICH ARE SEPAR ATELY TRACKED IN THE ACCOUNTING SYSTEM ALL UNIVERSITY EXPENDITURES ARE TRACKED AND REPORT ED IN THE ACCOUNTING SYSTEM, HOWEVER, THERE HAS PREVIOUSLY BEEN NO BUSINESS PURPOSE TO WAR RANT THE CATEGORIZATION OF EXPENDITURES GEOGRAPHICALLY SYSTEMS ARE CURRENTLY BEING UPGRAD ED TO FACILITATE CAPTURE OF RELATED GEOGRAPHIC INFORMATION GRANTMAKING GRANTS REPORTED O N SCHEDULE F ARE SEPARATELY TRACKED IN THE ACCOUNTING SYSTEM, CATEGORIZED FOR FINANCIAL ST ATEMENT PURPOSES BY ACTIVITY AND EXPENDITURE TYPE IT IS CURRENTLY NOT POSSIBLE TO EXHAUST IVELY REPORT ALL GRANTS WHERE THE INTENDED PURPOSE IS FOR USE OUTSIDE THE U S BECAUSE THE PURPOSE OF THE INDIVIDUAL AWARDS IS NOT TRACKED IN THE ACCOUNTING SYSTEM</p> <p>PROGRAM SERVICE S PROGRAM SERVICES INCLUDE ACTIVITIES RELATING TO THE CORE INSTITUTIONAL MISSION OF TEACH ING, RESEARCH AND PATIENT CARE FOR FINANCIAL STATEMENT PURPOSES, EXPENDITURES ARE REPORTE D IN ACCORDANCE WITH GENERALLY ACCEPTED ACCOUNTING PRINCIPLES THE STATEMENT OF ACTIVITIES REPORTS BY COST OBJECT (SALARIES & BENEFITS, DEPRECIATION AND OTHER OPERATING EXPENSES), WITH ADDITIONAL DISCLOSURE AS TO FUNCTIONAL BASIS OF EXPENDITURES</p> <p>STUDY ABROAD INCLUDES EXPENSES DIRECTLY INCURRED IN REGIONS, AND, CONSISTENT WITH FINANCIAL STATEMENT TREATMENT, WHERE SALARIES ARE INCURRED, A COST ALLOCATION FOR FRINGE BENEFITS IS ALSO REPORTED EDUC ATION-CONFERENCES REPRESENT EXPENSES RELATED TO STANFORD-SPONSORED ACADEMIC CONFERENCES H EL D OUTSIDE OF THE US EDUCATION-EXECUTIVE STANFORD'S GRADUATE SCHOOLS OFFER EXECUTIVE ED UCATION PROGRAMS TO FACILITATE LIFE-LONG PROFESSIONAL LEARNING, AND DISSEMINATION OF CURRE NT RESEARCH FINDINGS EDUCATION-TRAVEL/STUDY PROGRAM INCLUDES EXPENSES DIRECTLY INCURRED IN REGIONS FOR ALUMNI ASSOCIATION-SPONSORED TRAVEL STUDY TRIPS RESEARCH INCLUDES DIRECT COSTS INCURRED FOR FACULTY RESEARCH PROJECTS IN A SPECIFIC REGION, INCLUDING PAYMENTS FOR PROFESSIONAL SERVICES ENGAGED TO FURTHER THE RESEARCH PURPOSE RESEARCH SUB-AWARDS REPRESENT PAYMENT TO FOREIGN SUB-RECIPIENTS FOR CONTRACT-FUNDED SUB-AWARDS THAT RETAIN THEIR PRI ME-SPONSOR TERMS AND CONDITIONS AS CONTRACTS RESEARCH CONSTRUCTION REPRESENT EXPENSES I NCURRED FOR THE CONSTRUCTION OF A FACILITY IN THE EAST ASIA/PACIFIC REGION TO HOUSE STANFO RD FACULTY, STAFF AND STUDENTS ENGAGED IN ACADEMIC ACTIVITIES IN THAT REGION FOREIGN TRAV EL IS CATEGORIZED SEPARATELY IN THE ACCOUNTING SYSTEM TO MEET COST PRINCIPLES OF OMB A21 FUNDRAISING INCLUDE THOSE EXPENSES DIRECTLY INCURRED IN THE REGION FOR FUNDRAISING ACTIV ITIES INVESTMENTS IN THE INTERESTS OF PRUDENT STEWARDSHIP OF ITS ENDOWMENT FUNDS, THE UNI VERSITY SEEKS TO MAINTAIN A DIVERSIFIED INVESTMENT PORTFOLIO OF ACTIVELY MANAGED FINANCIAL AND REAL ESTATE ASSETS LOCATED THROUGHOUT THE WORLD DIVERSIFICATION AIMS TO ENSURE THAT THE ENDOWMENT GENERATES RETURNS THAT BOTH MEETS CURRENT OPERATING INCOME NEEDS AND PROVIDE S FOR SUPPORT OF FUTURE STUDENTS AND PROGRAMS THE PORTFOLIO IS CONSTRUCTED ON A FOUNDATIO N OF MODERN PORTFOLIO THEORY AND STRATEGIC ALLOCATION, SEEKING TO OPTIMIZE LONG-TERM RETUR NS, CREATE CONSISTENT ANNUAL PAY OUTS TO THE UNIVERSITY'S OPERATING BUDGET AND PRESERVE PUR CHASING POWER FOR FUTURE GENERATIONS OF STANFORD FACULTY AND STUDENTS THE STANFORD MANAGE MENT COMPANY, A DIVISION OF THE UNIVERSITY, ACTIVELY MANAGES THE ENDOWMENT, SEEKING TO IDE NTIFY AND INVEST WITH THE BEST THIRD-PARTY INVESTMENT MANAGERS TO DEPLOY ITS CAPITAL WORLD WIDE AND, IN ITS FIDUCIARY CAPACITY, CONDUCTS FURTHER APPROPRIATE DUE DILIGENCE THE GEOGR APHIC ALLOCATION OF THE UNIVERSITY'S INVESTMENTS, AS SHOWN IN SCHEDULE F, IS A RESULT OF T HESE FACTORS THE UNIVERSITY REPORTS IN PART I ITS REGIONAL NET BOOK VALUE INVESTMENT AMOU NTS, CONSISTENT WITH THE IRS REVISED 2010 INSTRUCTIONS FOR SCHEDULE F ALSO REPORTED IN PA RT I ARE THE FOREIGN TRAVEL EXPENSES DIRECTLY RELATED TO THE REQUISITE DUE DILIGENCE AND M ANAGEMENT OF THE ENDOWMENT PORTFOLIO DESCRIBE THE METHOD USED TO ACCOUNT FOR CASH GRANTS AND NON CASH ASSISTANCE ON PART II SUB AWARDS ARE SEPARATELY TRACKED IN THE ACCOUNTING SYS TEM WITH THE IDENTIFICATION OF THE FUNDING SOURCE OF THE SUB AWARD (I E GRANT VS CONTRAC T) SEPARATELY TRACKED IN THE UNIVERSITY'S SPONSORED RESEARCH SYSTEM DESCRIBE THE METHOD U SED TO ACCOUNT FOR CASH GRANTS AND NON CASH ASSISTANCE ON PART III PAYMENTS TO INDIVIDUALS OUTSIDE OF THE UNITED STATES ARE TRACKED IN THE P</p>

Identifier	Return Reference	Explanation
PART I, LINE 3 ENTER THE DETAILS FOR EACH TYPE OF ACTIVITY CONDUCTED		AYABLES SUB-LEDGER OF THE ACCOUNTING SYSTEM. GRANT DISBURSEMENTS TO STUDENTS AND FACULTY ARE TRACKED AT A SUMMARY LEVEL IN THE ACCOUNTING SYSTEM. THE AWARDING OF INDIVIDUAL GRANT FUNDS IS A DECENTRALIZED ACADEMIC PROGRAM LEVEL RESPONSIBILITY, HOWEVER, THE GEOGRAPHIC LOCATION OF THE INTENDED USE OF THE FUNDS IS NOT CURRENTLY SYSTEMATICALLY TRACKED, AND THEREFORE CANNOT READILY BE IDENTIFIED OUTSIDE OF LARGE UNDERGRADUATE PROGRAMS WHICH MAKE SUCH AWARDS. CONSEQUENTLY, THE NUMBER OF RECIPIENTS REPORTED IN PART III REFLECT ACTUAL RECIPIENTS OF THOSE PROGRAMS, OR OTHER SELF-IDENTIFIED STUDENT RECIPIENTS.

Additional Data

Software ID:

Software Version:

EIN: 94-1156365

Name: STANFORD UNIVERSITY BOARD OF TRUSTEES
OF THE LELAND STANFORD JUNIOR UNIVERSITY

Form 990 Schedule F Part I - Activities Outside The United States					
(a) Region	(b) Number of offices in the region	(c) Number of employees or agents in region	(d) Activities conducted in region (by type) (i.e., fundraising, program services, grants to recipients located in the region)	(e) If activity listed in (d) is a program service, describe specific type of service(s) in region	(f) Total expenditures for region
East Asia and the Pacific	2	24	Program Services	Study Abroad	3,192,772
Europe (Including Iceland and Greenland)	5	74	Program Services	Study abroad	6,873,433
Russia and the Newly Independent States	1	2	Program Services	Study Abroad	178,298
South America	1	8	Program Services	Study Abroad	884,300
Sub-Saharan Africa	1	12	Program Services	Study Abroad	851,477
East Asia and the Pacific			Program Services	Education Conferences	17,129
Europe (Including Iceland and Greenland)			Program Services	Education Conferences	40,000
Europe (Including Iceland and Greenland)			Program Services	Education Executive	23,706
North America			Program Services	Education Executive	35,024
Europe (Including Iceland and Greenland)			Program Services	Education Travel Stud	1,631,409
Middle East and North Africa			Program Services	Education Travel Stud	156,054
North America			Program Services	Education Travel Stud	216,403
South America			Program Services	Education Travel Stud	166,208
Sub-Saharan Africa			Program Services	Education Travel Stud	190,276
Central America and the Caribbean		2	Program Services	Research	5,700
East Asia and the Pacific		2	Program Services	Research	313,637
Europe (Including Iceland and Greenland)			Program Services	Research	272,716
Middle East and North Africa		2	Program Services	Research	32,637
North America		12	Program Services	Research	85,954
South America			Program Services	Research	78,689
Sub-Saharan Africa			Program Services	Research	130,455
East Asia and the Pacific			Program Services	Research subaward cont	980,603
Europe (Including Iceland and Greenland)			Program Services	Research subaward cont	3,069,850
North America			Program Services	Research subaward cont	878,438
East Asia and the Pacific			Program Services	Research Construction	3,340,369
Central America and the Caribbean			Program Services	Foreign Travel Academi	6,970
East Asia and the Pacific			Program Services	Foreign Travel Academi	160,317
Europe (Including Iceland and Greenland)			Program Services	Foreign Travel Academi	325,127
Middle East and North Africa			Program Services	Foreign Travel Academi	3,489
North America			Program Services	Foreign Travel Academi	195,092
Russia and the Newly Independent States			Program Services	Foreign Travel Academi	3,871
South America			Program Services	Foreign Travel Academi	56,747
South Asia			Program Services	Foreign Travel Academi	8,864
Sub-Saharan Africa			Program Services	Foreign Travel Academi	1,645
Central America and the Caribbean			Program Services	Foreign Travel Educat	86,595
East Asia and the Pacific			Program Services	Foreign Travel Educat	3,675,276
Europe (Including Iceland and Greenland)			Program Services	Foreign Travel Educat	5,516,735
Middle East and North Africa			Program Services	Foreign Travel Educat	538,761
North America			Program Services	Foreign Travel Educat	832,407
Russia and the Newly Independent States			Program Services	Foreign Travel Educat	202,452
South America			Program Services	Foreign Travel Educat	665,091
South Asia			Program Services	Foreign Travel Educat	654,049
Sub-Saharan Africa			Program Services	Foreign Travel Educat	550,022
East Asia and the Pacific			Program Services	Foreign Travel Librar	48,828
Europe (Including Iceland and Greenland)			Program Services	Foreign Travel Librar	157,271
Middle East and North Africa			Program Services	Foreign Travel Librar	3,179
North America			Program Services	Foreign Travel Librar	24,706
Russia and the Newly Independent States			Program Services	Foreign Travel Librar	10,046
South America			Program Services	Foreign Travel Librar	1,934
Central America and the Caribbean			Program Services	Foreign Travel Resear	51,179
East Asia and the Pacific			Program Services	Foreign Travel Resear	1,407,714
Europe (Including Iceland and Greenland)			Program Services	Foreign Travel Resear	3,334,965
Middle East and North Africa			Program Services	Foreign Travel Resear	303,030
North America			Program Services	Foreign Travel Resear	650,713
Russia and the Newly Independent States			Program Services	Foreign Travel Resear	72,426
South America			Program Services	Foreign Travel Resear	108,162
South Asia			Program Services	Foreign Travel Resear	226,007
Sub-Saharan Africa			Program Services	Foreign Travel Resear	348,227
Central America and the Caribbean			Program Services	Foreign Travel Clinic	694
East Asia and the Pacific			Program Services	Foreign Travel Clinic	28,403
Europe (Including Iceland and Greenland)			Program Services	Foreign Travel Clinic	61,941
Middle East and North Africa			Program Services	Foreign Travel Clinic	4,066
North America			Program Services	Foreign Travel Clinic	35,701
South America			Program Services	Foreign Travel Clinic	25,423
South Asia			Program Services	Foreign Travel Clinic	19,739
Sub-Saharan Africa			Program Services	Foreign Travel Clinic	8,638
Central America and the Caribbean			Program Services	Foreign Travel Extern	6,676
East Asia and the Pacific			Program Services	Foreign Travel Extern	173,259
Europe (Including Iceland and Greenland)			Program Services	Foreign Travel Extern	127,908
Middle East and North Africa			Program Services	Foreign Travel Extern	35,573
North America			Program Services	Foreign Travel Extern	32,641
Russia and the Newly Independent States			Program Services	Foreign Travel Extern	11,276
South America			Program Services	Foreign Travel Extern	34,940
South Asia			Program Services	Foreign Travel Extern	23,359
Sub-Saharan Africa			Program Services	Foreign Travel Extern	23,390
Central America and the Caribbean			Program Services	Foreign Travel Recrui	335
East Asia and the Pacific			Program Services	Foreign Travel Recrui	49,654
Europe (Including Iceland and Greenland)			Program Services	Foreign Travel Recrui	123,274
Middle East and North Africa			Program Services	Foreign Travel Recrui	1,167
North America			Program Services	Foreign Travel Recrui	15,055
South Asia			Program Services	Foreign Travel Recrui	1,079
East Asia and the Pacific			Program Services	Foreign Travel Admini	73,790
Europe (Including Iceland and Greenland)			Program Services	Foreign Travel Admini	173,851
Middle East and North Africa			Program Services	Foreign Travel Admini	121,756
North America			Program Services	Foreign Travel Admini	9,369
South America			Program Services	Foreign Travel Admini	52,236
South Asia			Program Services	Foreign Travel Admini	31,942
Sub-Saharan Africa			Program Services	Foreign Travel Admini	5,000
East Asia and the Pacific			Program Services	Foreign Travel Academ	237,858
Europe (Including Iceland and Greenland)			Program Services	Foreign Travel Academ	39,159
Middle East and North Africa			Program Services	Foreign Travel Academ	369
North America			Program Services	Foreign Travel Academ	8,735
South America			Program Services	Foreign Travel Academ	8,894
South Asia			Program Services	Foreign Travel Academ	1,644
Sub-Saharan Africa			Program Services	Foreign Travel Academ	1,280
East Asia and the Pacific			Program Services	Foreign travel Manage	288,068
Europe (Including Iceland and Greenland)			Program Services	Foreign travel Manage	365,716
Middle East and North Africa			Program Services	Foreign travel Manage	11,831
North America			Program Services	Foreign travel Manage	11,351
South America			Program Services	Foreign travel Manage	85,937
South Asia			Program Services	Foreign travel Manage	8,716
Sub-Saharan Africa			Program Services	Foreign travel Manage	55,419
East Asia and the Pacific			Fundraising	Foreign travel	149,502
Europe (Including Iceland and Greenland)			Fundraising	Foreign travel	125,621
Middle East and North Africa			Fundraising	Foreign travel	5,261
North America			Fundraising	Foreign travel	9,977
Russia and the Newly Independent States			Fundraising	Foreign travel	463
South Asia			Fundraising	Foreign travel	6,731
Europe (Including Iceland and Greenland)			Fundraising	Fundraising Administra	78,341
East Asia and the Pacific			Grantmaking	Grant-funded subawards	926,923
Europe (Including Iceland and Greenland)			Grantmaking	Grant-funded subawards	1,961,024
Middle East and North Africa			Grantmaking	Grant-funded subawards	43,720
North America			Grantmaking	Grant-funded subawards	1,605,537
South America			Grantmaking	Grant-funded subawards	34,192
South Asia			Grantmaking	Grant-funded subawards	543,176
Sub-Saharan Africa			Grantmaking	Grant-funded subawards	615,660
Europe (Including Iceland and Greenland)			Grantmaking	Internship Stipends	192,811
East Asia and the Pacific			Grantmaking	Stipends	52,850
East Asia and the Pacific			Grantmaking	Prizes	17,120
Europe (Including Iceland and Greenland)			Grantmaking	Prizes	4,207
Central America and the Caribbean			Grantmaking	Loan Forgiveness	5,325
East Asia and the Pacific			Grantmaking	Loan Forgiveness	4,200
Europe (Including Iceland and Greenland)			Grantmaking	Loan Forgiveness	8,414
South Asia			Grantmaking	Loan Forgiveness	2,400
Central America and the Caribbean			Grantmaking	Research grants/fellow	11,000
East Asia and the Pacific			Grantmaking	Research grants/fellow	48,741
Europe (Including Iceland and Greenland)			Grantmaking	Research grants/fellow	18,000
Middle East and North Africa			Grantmaking	Research grants/fellow	8,000
South America			Grantmaking	Research grants/fellow	10,250
South Asia			Grantmaking	Research grants/fellow	18,200
Sub-Saharan Africa			Grantmaking	Research grants/fellow	57,850
Central America and the Caribbean			Grantmaking	Undergrad Research	5,600
East Asia and the Pacific			Grantmaking	Undergrad Research	50,400
Europe (Including Iceland and Greenland)			Grantmaking	Undergrad Research	94,200
Middle East and North Africa			Grantmaking	Undergrad Research	22,400
Russia and the Newly Independent States			Grantmaking	Undergrad Research	5,600
South America			Grantmaking	Undergrad Research	11,200
South Asia			Grantmaking	Undergrad Research	5,600
Sub-Saharan Africa			Grantmaking	Undergrad Research	28,000
East Asia and the Pacific			Grantmaking	Service Learning	319,386
South America			Grantmaking	Service Learning	11,091
South Asia			Grantmaking	Service Learning	12,476
Sub-Saharan Africa			Grantmaking	Service Learning	6,000
Central America and the Caribbean			Investment		7,184,973,000
East Asia and the Pacific			Investment		667,912,000
Europe (Including Iceland and Greenland)			Investment		1,247,523,000
Middle East and North Africa			Investment		14,714,000
North America			Investment		340,610,000
Russia and the Newly Independent States			Investment		-652,000
South America			Investment		25,034,000
South Asia			Investment		78,708,000
Sub-Saharan Africa			Investment		200,721,000

Form 990 Schedule F Part II - Grants or Entities Outside The United States								
(a) Name of organization	(b) IRS code section and EIN (if applicable)	(c) Region	(d) Purpose of grant	(e) Amount of cash grant	(f) Manner of cash disbursement	(g) Amount of non-cash assistance	(h) Description of non-cash assistance	(i) Method of valuation (book, FMV, appraisal, other)
		East Asia/Pacific	Research Sub-award	53,565	Check			
		East Asia/Pacific	Research Sub-award	100,000	WIRE			

Form 990 Schedule F Part II - Grants or Entities Outside The United States

(a) Name of organization	(b) IRS code section and EIN(if applicable)	(c) Region	(d) Purpose of grant	(e) Amount of cash grant	(f) Manner of cash disbursement	(g) Amount of non-cash assistance	(h) Description of non-cash assistance	(i) Method of valuation (book, FMV, appraisal, other)
		East Asia/Pacific	Research Sub-award	227,035	WIRE			
		East Asia/Pacific	Research Sub-award	63,600	WIRE			

Form 990 Schedule F Part II - Grants or Entities Outside The United States

(a) Name of organization	(b) IRS code section and EIN(if applicable)	(c) Region	(d) Purpose of grant	(e) Amount of cash grant	(f) Manner of cash disbursement	(g) Amount of non-cash assistance	(h) Description of non-cash assistance	(i) Method of valuation (book, FMV, appraisal, other)
		East Asia/Pacific	Research Sub-award	435,000	WIRE			
		East Asia/Pacific	Research Sub-award	47,723	CHECK			

Form 990 Schedule F Part II - Grants or Entities Outside The United States

(a) Name of organization	(b) IRS code section and EIN(if applicable)	(c) Region	(d) Purpose of grant	(e) Amount of cash grant	(f) Manner of cash disbursement	(g) Amount of non-cash assistance	(h) Description of non-cash assistance	(i) Method of valuation (book, FMV, appraisal, other)
		Europe/Iceland/Greenland	Research Sub-award	523,724	WIRE			
		Europe/Iceland/Greenland	Research Sub-award	170,738	CHECK			

Form 990 Schedule F Part II - Grants or Entities Outside The United States

(a) Name of organization	(b) IRS code section and EIN (if applicable)	(c) Region	(d) Purpose of grant	(e) Amount of cash grant	(f) Manner of cash disbursement	(g) Amount of non-cash assistance	(h) Description of non-cash assistance	(i) Method of valuation (book, FMV, appraisal, other)
		Europe/Iceland/Greenland	Research Sub-award	4 26,111	CHECK			
		Europe/Iceland/Greenland	Research Sub-award	4 26,145	CHECK			

Form 990 Schedule F Part II - Grants or Entities Outside The United States

(a) Name of organization	(b) IRS code section and EIN(if applicable)	(c) Region	(d) Purpose of grant	(e) Amount of cash grant	(f) Manner of cash disbursement	(g) Amount of non-cash assistance	(h) Description of non-cash assistance	(i) Method of valuation (book, FMV, appraisal, other)
		Europe/Iceland/Greenland	Research Sub-award	51,873	CHECK			
		Europe/Iceland/Greenland	Research Sub-award	68,053	CHECK			

Form 990 Schedule F Part II - Grants or Entities Outside The United States

(a) Name of organization	(b) IRS code section and EIN (if applicable)	(c) Region	(d) Purpose of grant	(e) Amount of cash grant	(f) Manner of cash disbursement	(g) Amount of non-cash assistance	(h) Description of non-cash assistance	(i) Method of valuation (book, FMV, appraisal, other)
		Europe/Iceland/Greenland	Research Sub-award	25,000	CHECK			
		Europe/Iceland/Greenland	Research Sub-award	30,000	CHECK			

Form 990 Schedule F Part II - Grants or Entities Outside The United States

(a) Name of organization	(b) IRS code section and EIN(if applicable)	(c) Region	(d) Purpose of grant	(e) Amount of cash grant	(f) Manner of cash disbursement	(g) Amount of non-cash assistance	(h) Description of non-cash assistance	(i) Method of valuation (book, FMV, appraisal, other)
		Europe/Iceland/Greenland	Research Sub-award	67,213	WIRE			
		Europe/Iceland/Greenland	Research Sub-award	60,095	CHECK			

Form 990 Schedule F Part II - Grants or Entities Outside The United States

(a) Name of organization	(b) IRS code section and EIN(if applicable)	(c) Region	(d) Purpose of grant	(e) Amount of cash grant	(f) Manner of cash disbursement	(g) Amount of non-cash assistance	(h) Description of non-cash assistance	(i) Method of valuation (book, FMV, appraisal, other)
		Europe/Iceland/Greenland	Research Sub-award	102,073	CHECK			
		Europe/Iceland/Greenland	Research Sub-award	10,000	CHECK			

Form 990 Schedule F Part II - Grants or Entities Outside The United States

(a) Name of organization	(b) IRS code section and EIN(if applicable)	(c) Region	(d) Purpose of grant	(e) Amount of cash grant	(f) Manner of cash disbursement	(g) Amount of non-cash assistance	(h) Description of non-cash assistance	(i) Method of valuation (book, FMV, appraisal, other)
		North America	Research Sub-award	11,429	CHECK			
		North America	Research Sub-award	166,793	CHECK			

Form 990 Schedule F Part II - Grants or Entities Outside The United States

(a) Name of organization	(b) IRS code section and EIN(if applicable)	(c) Region	(d) Purpose of grant	(e) Amount of cash grant	(f) Manner of cash disbursement	(g) Amount of non-cash assistance	(h) Description of non-cash assistance	(i) Method of valuation (book, FMV, appraisal, other)
		North America	Research Sub-award	677,188	CHECK			
		North America	Research Sub-award	134,543	CHECK			

Form 990 Schedule F Part II - Grants or Entities Outside The United States

(a) Name of organization	(b) IRS code section and EIN(if applicable)	(c) Region	(d) Purpose of grant	(e) Amount of cash grant	(f) Manner of cash disbursement	(g) Amount of non-cash assistance	(h) Description of non-cash assistance	(i) Method of valuation (book, FMV, appraisal, other)
		North America	Research Sub-award	192,307	CHECK			
		North America	Research Sub-award	174,913	CHECK			

Form 990 Schedule F Part II - Grants or Entities Outside The United States

(a) Name of organization	(b) IRS code section and EIN(if applicable)	(c) Region	(d) Purpose of grant	(e) Amount of cash grant	(f) Manner of cash disbursement	(g) Amount of non-cash assistance	(h) Description of non-cash assistance	(i) Method of valuation (book, FMV, appraisal, other)
		North America	Research Sub-award	23,393	CHECK			
		North America	Research Sub-award	89,429	CHECK			

Form 990 Schedule F Part II - Grants or Entities Outside The United States

(a) Name of organization	(b) IRS code section and EIN(if applicable)	(c) Region	(d) Purpose of grant	(e) Amount of cash grant	(f) Manner of cash disbursement	(g) Amount of non-cash assistance	(h) Description of non-cash assistance	(i) Method of valuation (book, FMV, appraisal, other)
		North America	Research Sub-award	91,832	WIRE			
		North America	Research Sub-award	43,710	WIRE			

Form 990 Schedule F Part II - Grants or Entities Outside The United States

(a) Name of organization	(b) IRS code section and EIN(if applicable)	(c) Region	(d) Purpose of grant	(e) Amount of cash grant	(f) Manner of cash disbursement	(g) Amount of non-cash assistance	(h) Description of non-cash assistance	(i) Method of valuation (book, FMV, appraisal, other)
		Middle East/North Africa	Research Sub-award	16,300	CHECK			
		Middle East/North Africa	Research Sub-award	27,420	WIRE			

Form 990 Schedule F Part II - Grants or Entities Outside The United States

(a) Name of organization	(b) IRS code section and EIN(if applicable)	(c) Region	(d) Purpose of grant	(e) Amount of cash grant	(f) Manner of cash disbursement	(g) Amount of non-cash assistance	(h) Description of non-cash assistance	(i) Method of valuation (book, FMV, appraisal, other)
		South America	Research Sub-award	34,192	CHECK			
		South Asia	Research Sub-award	81,724	WIRE			

Form 990 Schedule F Part II - Grants or Entities Outside The United States

(a) Name of organization	(b) IRS code section and EIN(if applicable)	(c) Region	(d) Purpose of grant	(e) Amount of cash grant	(f) Manner of cash disbursement	(g) Amount of non-cash assistance	(h) Description of non-cash assistance	(i) Method of valuation (book, FMV, appraisal, other)
		South Asia	Research Sub-award	32,486	CHECK/WIRE			
		South Asia	Research Sub-award	7,000	WIRE			

Form 990 Schedule F Part II - Grants or Entities Outside The United States

(a) Name of organization	(b) IRS code section and EIN(if applicable)	(c) Region	(d) Purpose of grant	(e) Amount of cash grant	(f) Manner of cash disbursement	(g) Amount of non-cash assistance	(h) Description of non-cash assistance	(i) Method of valuation (book, FMV, appraisal, other)
		South Asia	Research Sub-award	396,966	CHECK/WIRE			
		South Asia	Research Sub-award	25,000	CHECK			

Form 990 Schedule F Part II - Grants or Entities Outside The United States

(a) Name of organization	(b) IRS code section and EIN(if applicable)	(c) Region	(d) Purpose of grant	(e) Amount of cash grant	(f) Manner of cash disbursement	(g) Amount of non-cash assistance	(h) Description of non-cash assistance	(i) Method of valuation (book, FMV, appraisal, other)
		Sub-Saharan Africa	Research Sub-award	31,865	WIRE			
		Sub-Saharan Africa	Research Sub-award	60,000	GRANT			

Form 990 Schedule F Part II - Grants or Entities Outside The United States

(a) Name of organization	(b) IRS code section and EIN(if applicable)	(c) Region	(d) Purpose of grant	(e) Amount of cash grant	(f) Manner of cash disbursement	(g) Amount of non-cash assistance	(h) Description of non-cash assistance	(i) Method of valuation (book, FMV, appraisal, other)
		Sub-Saharan Africa	Research Sub-award	144,000	WIRE			
		Sub-Saharan Africa	Research Sub-award	175,200	WIRE			

Form 990 Schedule F Part II - Grants or Entities Outside The United States

(a) Name of organization	(b) IRS code section and EIN(if applicable)	(c) Region	(d) Purpose of grant	(e) Amount of cash grant	(f) Manner of cash disbursement	(g) Amount of non-cash assistance	(h) Description of non-cash assistance	(i) Method of valuation (book, FMV, appraisal, other)
		Sub-Saharan Africa	Research Sub-award	12,609	WIRE			
		Sub-Saharan Africa	Research Sub-award	191,985	WIRE			

Form 990 Schedule F Part III - Grants and Assistance to Individuals Outside The U S

(a) Type of grant or assistance	(b) Region	(c)Number of recipients	(d) Amount of cash grant	(e) Manner of cash disbursement	(f) Amount of non-cash assistance	(g) Description of non-cash assistance	(h) Method of valuation (book, FMV , appraisal, other)
Research Grants-undergraduate	Cent America/Caribbean	1	5,600	EFT			
Research Grants-undergraduate	East Asia/Pacific	9	50,400	EFT			
Research Grants-undergraduate	Europe/Iceland/Greenland	17	94,200	EFT			
Research Grants-undergraduate	Middle East/North Africa	4	22,400	EFT			
Research Grants-undergraduate	Russia	1	5,600	EFT			
Research Grants-undergraduate	South America	2	11,200	EFT			
Research Grants-undergraduate	South Asia	1	5,600	EFT			
Research Grants-undergraduate	Sub-Saharan Africa	5	28,000	EFT			
Service Learning Fellowships	Cent America/Caribbean	2	11,000	EFT			
Service Learning Fellowships	East Asia/Pacific	5	30,050	EFT			
Service Learning Fellowships	Europe/Iceland/Greenland	3	18,000	EFT			
Service Learning Fellowships	Middle East/North Africa	1	8,000	EFT			
Service Learning Fellowships	South America	2	10,250	EFT			
Service Learning Fellowships	South Asia	3	18,200	EFT			
Service Learning Fellowships	Sub-Saharan Africa	10	57,850	EFT			
Scholarships	East Asia/Pacific	22	207,775	EFT			
Internships Stipends	East Asia/Pacific	6	69,970	CHECK/EFT			
Internships Stipends	Europe/Iceland/Greenland	54	197,018	CHECK/EFT			
Loan Forgiveness	Cent America/Caribbean	1	5,325	CHECK			
Loan Forgiveness	Europe/Iceland/Greenland	1	8,414	CHECK			
Travel Stipends	South Asia	2	12,476	CHECK			
Travel Stipends	East Asia/Pacific	2	17,886	CHECK			
Travel Stipends	South America	1	11,091	CHECK			
Travel Stipends	Sub-Saharan Africa	1	6,000	CHECK			

Part II Fundraising Events. Complete if the organization answered "Yes" to Form 990, Part IV, line 18, or reported more than \$15,000 on Form 990-EZ, line 6a. List events with gross receipts greater than \$5,000.

		(a) Event #1	(b) Event #2	(c) Other Events	(d) Total Events
		UNDER ONE LUNCH (event type)	TAILGATES (event type)	5 (total number)	(Add col (a) through col (c))
Revenue	1	Gross receipts	616,517	25,093	88,019
	2	Less Charitable contributions	597,067		597,067
	3	Gross income (line 1 minus line 2)	19,450	25,093	88,019
Direct Expenses	4	Cash prizes			
	5	Non-cash prizes			
	6	Rent/facility costs	1,500	0	3,900
	7	Food and beverages			
	8	Entertainment			
	9	Other direct expenses	100,101	36,598	222,383
	10	Direct expense summary Add lines 4 through 9 in column (d) ▶			364,482
	11	Net income summary Combine lines 3 and 10 in column (d). ▶			-231,920

Part III Gaming. Complete if the organization answered "Yes" to Form 990, Part IV, line 19, or reported more than \$15,000 on Form 990-EZ, line 6a.

		(a) Bingo	(b) Pull tabs/Instant bingo/progressive bingo	(c) Other gaming	(d) Total gaming
					(Add col (a) through col (c))
Revenue	1	Gross revenue			
	2	Cash prizes			
Direct Expenses	3	Non-cash prizes			
	4	Rent/facility costs			
	5	Other direct expenses			
	6	Volunteer labor	<input type="checkbox"/> Yes _____% <input type="checkbox"/> No	<input type="checkbox"/> Yes _____% <input type="checkbox"/> No	<input type="checkbox"/> Yes _____% <input type="checkbox"/> No
7 Direct expense summary Add lines 2 through 5 in column (d) ▶					
8 Net gaming income summary Combine lines 1 and 7 in column (d) ▶					

9 Enter the state(s) in which the organization operates gaming activities _____

a Is the organization licensed to operate gaming activities in each of these states? ☐ Yes ☐ No

b If "No," Explain _____

10a Were any of the organization's gaming licenses revoked, suspended or terminated during the tax year? ☐ Yes ☐ No

b If "Yes," Explain _____

11

Does the organization operate gaming activities with nonmembers?

☐ Yes ☐ No

12

Is the organization a grantor, beneficiary or trustee of a trust or a member of a partnership or other entity formed to administer charitable gaming?

☐ Yes ☐ No

13

Indicate the percentage of gaming activity operated in

a	The organization's facility	13a
b	An outside facility	13b

14

Provide the name and address of the person who prepares the organization's gaming/special events books and records

Name ▶ _____

Address ▶ _____

15a

Does the organization have a contract with a third party from whom the organization receives gaming revenue?

☐ Yes ☐ No

b

If "Yes," enter the amount of gaming revenue received by the organization ▶ \$ _____ and the amount of gaming revenue retained by the third party ▶ \$ _____

c

If "Yes," enter name and address

Name ▶ _____

Address ▶ _____

16 Gaming manager information

Name ▶ _____

Gaming manager compensation ▶ \$ _____

Description of services provided ▶ _____

☐ Director/officer ☐ Employee ☐ Independent contractor

17

Mandatory distributions

a

Is the organization required under state law to make charitable distributions from the gaming proceeds to retain the state gaming license?

☐ Yes ☐ No

b

Enter the amount of distributions required under state law distributed to other exempt organizations or spent in the organization's own exempt activities during the tax year ▶ \$ _____

Part IV Complete this part to provide additional information for responses to question on Schedule G (see instructions.)

Identifier	ReturnReference	Explanation
------------	-----------------	-------------

Schedule I
(Form 990)

Department of the Treasury
Internal Revenue Service

Grants and Other Assistance to Organizations,
Governments and Individuals in the United States

Complete if the organization answered "Yes," to Form 990, Part IV, line 21 or 22.
▶ Attach to Form 990

OMB No 1545-0047

2010

Open to Public
Inspection

Name of the organization
STANFORD UNIVERSITY BOARD OF TRUSTEES
OF THE LELAND STANFORD JUNIOR UNIVERSITY

Employer identification number
94-1156365

Part I

General Information on Grants and Assistance

- 1

Does the organization maintain records to substantiate the amount of the grants or assistance, the grantees' eligibility for the grants or assistance, and the selection criteria used to award the grants or assistance?

☒ Yes

☐ No
- 2

Describe in Part IV the organization's procedures for monitoring the use of grant funds in the United States

Part II

Grants and Other Assistance to Governments and Organizations in the United States. Complete if the organization answered "Yes" to Form 990, Part IV, line 21 for any recipient that received more than \$5,000. Check this box if no one recipient received more than \$5,000. Part II can be duplicated if additional space is needed. ▶ ☐

1 (a) Name and address of organization or government	(b) EIN	(c) IRC Code section if applicable	(d) Amount of cash grant	(e) Amount of non-cash assistance	(f) Method of valuation (book, FMV, appraisal, other)	(g) Description of non-cash assistance	(h) Purpose of grant or assistance
See Additional Data Table							

2

Enter total number of section 501(c)(3) and government organizations

▶ 39

3

Enter total number of other organizations

▶ 0

Part IIIGrants and Other Assistance to Individuals in the United States. Complete if the organization answered "Yes" to Form 990, Part IV, line 22.
Use Schedule I-1 (Form 990) if additional space is needed.

(a)Type of grant or assistance	(b)Number of recipients	(c)Amount of cash grant	(d)Amount of non-cash assistance	(e)Method of valuation (book, FMV, appraisal, other)	(f)Description of non-cash assistance
(1) SCHOLARSHIPS FOR STUDENTS	12482	333,513,170			

Part IVSupplemental Information. Complete this part to provide the information required in Part I, line 2, and any other additional information.

Identifier	Return Reference	Explanation
GRANTS AND ASSISTANCE	Part I, Line 2	GRANTS AND ALLOCATIONS REFLECT NON-COMPENSATORY SUPPORT PROVIDED TO STUDENTS IN VARIOUS FORMS STANFORD IS COMMITTED TO A NEED-BLIND ADMISSIONS POLICY, ADMITTING QUALIFIED UNDERGRADUATES WITHOUT REGARD TO THEIR ABILITY TO PAY AND PROVIDING A COMPREHENSIVE FINANCIAL AID PROGRAM FOR ALL ADMITTED UNDERGRADUATES WHO HAVE NEED AS DETERMINED BY THE UNIVERSITY AND WHO MEET OTHER REQUISITE CONDITIONS FOR FINANCIAL AID MORE THAN 80% OF UNDERGRADUATES RECEIVED SOME FORM OF FINANCIAL ASSISTANCE DURING THE TAX YEAR AS WELL AS 85% OF ALL GRADUATE STUDENTS from stanford and other sources THE TOTAL FINANCIAL AID INCLUDES \$230,307,218 IN MERIT AND NEED-BASED SCHOLARSHIPS AND FELLOWSHIPS AN ADDITIONAL \$103,205,952 REFLECTS AMOUNTS PAID FOR ADDITIONAL FINANCIAL SUPPORT TO STUDENTS, INCLUDING PAYMENTS FOR HEALTH INSURANCE, LIVING EXPENSES, AND SUPPORT OF POSTDOCTORAL FELLOWS GRANT RECOMMENDATIONS FROM DONOR ADVISED FUNDS ARE REVIEWED AND APPROVED BY SENIOR OFFICIALS IN THE OFFICE OF DEVELOPMENT AND THE CONTROLLER'S OFFICE PRIOR TO PAYMENT SUB-GRANTS Stanford occasionally receives grant support that is disbursed to other individuals or entities per the terms of the award In most cases, prior to the grant to Stanford, the University will provide the granting entity with a list of such contemplated recipients Generally, as work on the grant progresses, changes to these recipients must be approved by the granting agency Due to these review requirements of the granting agency, Stanford does not report such payments on Form 990 as sub-grants when made to a domestic recipient

Software ID:
Software Version:
EIN: 94-1156365
Name: STANFORD UNIVERSITY BOARD OF TRUSTEES
OF THE LELAND STANFORD JUNIOR UNIVERSITY

Form 990, Schedule I, Part II, Grants and Other Assistance to Governments and Organizations in the United States

(a) Name and address of organization or government	(b) EIN	(c) IRC Code section if applicable	(d) Amount of cash grant	(e) Amount of non-cash assistance	(f) Method of valuation (book, FMV, appraisal, other)	(g) Description of non-cash assistance	(h) Purpose of grant or assistance
Operation Gratitude16444 Refugio Rd Encino, CA 914363740	20-0103575	501(C)(3)	25,000				GENERAL GRANT
Spirit of America Worldwide File 50315 Los Angeles, CA 900740315	20-1687786	501(C)(3)	10,000				GENERAL GRANT

Form 990,Schedule I, Part II, Grants and Other Assistance to Governments and Organizations in the United States

(a) Name and address of organization or government	(b) EIN	(c) IRC Code section if applicable	(d) Amount of cash grant	(e) Amount of non-cash assistance	(f) Method of valuation (book, FMV , appraisal, other)	(g) Description of non-cash assistance	(h) Purpose of grant or assistance
Science and Environmental Policy Project1600 S Eads St S Arlington,VA 222022907	54-1645372	501(c)(3)	10,000				GENERAL GRANT
PRESIDENT & FELLOWS OF HARVARD COLLEGE124 Mt Auburn St Cambridge,MA 02138	04-2103580	501(c)(3)	250,000				GENERAL GRANT

Form 990, Schedule I, Part II, Grants and Other Assistance to Governments and Organizations in the United States

(a) Name and address of organization or government	(b) EIN	(c) IRC Code section if applicable	(d) Amount of cash grant	(e) Amount of non-cash assistance	(f) Method of valuation (book, FMV, appraisal, other)	(g) Description of non-cash assistance	(h) Purpose of grant or assistance
AOPA Foundation421 Aviation Way Frederick, MD 217014756	20-8817225	501(c)(3)	300,000				GENERAL GRANT
National Dance Institute of New Mexico Inc1140 Alto St Santa Fe, NM 875012596	85-0431846	501(c)(3)	15,000				GENERAL GRANT

Form 990, Schedule I, Part II, Grants and Other Assistance to Governments and Organizations in the United States

(a) Name and address of organization or government	(b) EIN	(c) IRC Code section if applicable	(d) Amount of cash grant	(e) Amount of non-cash assistance	(f) Method of valuation (book, FMV, appraisal, other)	(g) Description of non-cash assistance	(h) Purpose of grant or assistance
New Mexico School for the Arts275 East Alameda Santa Fe, NM 87501	26-4764395	501(c)(3)	15,000				GENERAL GRANT
The Santa Fe OperaP O Box 2408 Santa Fe, NM 87504	85-0131810	501(c)(3)	25,000				GENERAL GRANT

Form 990,Schedule I, Part II, Grants and Other Assistance to Governments and Organizations in the United States

(a) Name and address of organization or government	(b) EIN	(c) IRC Code section if applicable	(d) Amount of cash grant	(e) Amount of non-cash assistance	(f) Method of valuation (book, FMV, appraisal, other)	(g) Description of non-cash assistance	(h) Purpose of grant or assistance
Chabad Jewish Center of Santa Fe242 W San Mateo Rd Santa Fe,NM 87505	85-0446049	501(c)(3)	25,000				GENERAL GRANT
St John's College in Santa Fe 1160 Cam de Cruz Blanca Santa Fe,NM 875054599	85-0162247	501(c)(3)	125,000				GENERAL GRANT

Form 990,Schedule I, Part II, Grants and Other Assistance to Governments and Organizations in the United States

(a) Name and address of organization or government	(b) EIN	(c) IRC Code section if applicable	(d) Amount of cash grant	(e) Amount of non-cash assistance	(f) Method of valuation (book, FMV , appraisal, other)	(g) Description of non-cash assistance	(h) Purpose of grant or assistance
Educate New MexicoP O Box 794 Albuquerque, NM 87103	85-0467810	501(c)(3)	10,000				GENERAL GRANT
Johns Hopkins University School of Medicine100 N Charles S Baltimore,MD 21201	52-0595110	501(c)(3)	10,000				General Grant

Form 990, Schedule I, Part II, Grants and Other Assistance to Governments and Organizations in the United States

(a) Name and address of organization or government	(b) EIN	(c) IRC Code section if applicable	(d) Amount of cash grant	(e) Amount of non-cash assistance	(f) Method of valuation (book, FMV, appraisal, other)	(g) Description of non-cash assistance	(h) Purpose of grant or assistance
Alliance for School Choice 1660 L Street NW Washington, DC 20036	52-2111508	501(c)(3)	25,000				GENERAL GRANT
Making Waves Education Program 200 24TH ST Richmond, CA 94804	94-3267851	501(c)(3)	1,000,000				Gifts for 2010/11

Form 990,Schedule I, Part II, Grants and Other Assistance to Governments and Organizations in the United States

(a) Name and address of organization or government	(b) EIN	(c) IRC Code section if applicable	(d) Amount of cash grant	(e) Amount of non-cash assistance	(f) Method of valuation (book, FMV , appraisal, other)	(g) Description of non-cash assistance	(h) Purpose of grant or assistance
The Innocence Project Inc 100 Fifth Ave New York, NY 10011	32-0077563	501(c)(3)	20,000				Gifts for 2010/11
The Intl Research Fdn (TIRF)177 Webster St P O Box 220 Monterey, CA 93940	54-1939288	501(c)(3)	30,000				Gifts for 2010/11

Form 990,Schedule I, Part II, Grants and Other Assistance to Governments and Organizations in the United States

(a) Name and address of organization or government	(b) EIN	(c) IRC Code section if applicable	(d) Amount of cash grant	(e) Amount of non-cash assistance	(f) Method of valuation (book, FMV , appraisal, other)	(g) Description of non-cash assistance	(h) Purpose of grant or assistance
Nuru International71 Manzanita Rd Atherton,CA 94027	26-1250716	501(c)(3)	20,000				GENERAL GRANT
Santa Barbara Center for Performing Arts1330 STATE ST Santa Barbara,CA 93101	95-3847102	501(c)(3)	25,000				Gift for year 2011

Form 990,Schedule I, Part II, Grants and Other Assistance to Governments and Organizations in the United States

(a) Name and address of organization or government	(b) EIN	(c) IRC Code section if applicable	(d) Amount of cash grant	(e) Amount of non-cash assistance	(f) Method of valuation (book, FMV, appraisal, other)	(g) Description of non-cash assistance	(h) Purpose of grant or assistance
UCSB FoundationUCSB Santa Barbara, CA 931061130	23-7314834	501(c)(3)	100,000				Institute for Energy Efficiency at UC Santa Barbar
Massachusetts Institute of Technology600 Memorial Dr Cambridge, MA 02139	04-2103594	501(c)(3)	530,000				Equipment purchase and MISTI Chile Fund

Form 990,Schedule I, Part II, Grants and Other Assistance to Governments and Organizations in the United States

(a) Name and address of organization or government	(b) EIN	(c) IRC Code section if applicable	(d) Amount of cash grant	(e) Amount of non-cash assistance	(f) Method of valuation (book, FMV , appraisal, other)	(g) Description of non-cash assistance	(h) Purpose of grant or assistance
Embrace1902 Divisadero St San Francisco, CA 94115	83-0509261	501(c)(3)	20,000				GENERAL GRANT
California Academy of Sciences55 Music Concourse Dr San Francisco, CA 94118	94-1156258	501(c)(3)	450,000				GENERAL GRANT

Form 990, Schedule I, Part II, Grants and Other Assistance to Governments and Organizations in the United States

(a) Name and address of organization or government	(b) EIN	(c) IRC Code section if applicable	(d) Amount of cash grant	(e) Amount of non-cash assistance	(f) Method of valuation (book, FMV, appraisal, other)	(g) Description of non-cash assistance	(h) Purpose of grant or assistance
Second Harvest Food Bank 750 Curtner Ave San Jose, CA 95125	94-2614101	501(c)(3)	10,000				GENERAL GRANT
Computer History Museum 1401 N Shoreline Blvd Mountain View, CA 94043	77-0507525	501(c)(3)	10,000				GENERAL GRANT

Form 990,Schedule I, Part II, Grants and Other Assistance to Governments and Organizations in the United States

(a) Name and address of organization or government	(b) EIN	(c) IRC Code section if applicable	(d) Amount of cash grant	(e) Amount of non-cash assistance	(f) Method of valuation (book, FMV , appraisal, other)	(g) Description of non-cash assistance	(h) Purpose of grant or assistance
Villanova University800 Lancaster Ave Villanova, PA 19085	23-1352688	501(c)(3)	20,000				GENERAL GRANT
Schwab Charitable Fund211 Main St San Francisco, CA 94105	31-1640316	501(c)(3)	4,283,465				VARIOUS

Form 990,Schedule I, Part II, Grants and Other Assistance to Governments and Organizations in the United States

(a) Name and address of organization or government	(b) EIN	(c) IRC Code section if applicable	(d) Amount of cash grant	(e) Amount of non-cash assistance	(f) Method of valuation (book, FMV , appraisal, other)	(g) Description of non-cash assistance	(h) Purpose of grant or assistance
Juvenile Diabetes Research Foundation International49 Stevenson St San Francisco, CA 94105	23-1907729	501(c)(3)	10,000				research purposes
Menlo Park Presbyterian Church950 Santa Cruz Ave Menlo Park, CA 94025	94-1167435	501(c)(3)	50,000				General GRANT

Form 990, Schedule I, Part II, Grants and Other Assistance to Governments and Organizations in the United States

(a) Name and address of organization or government	(b) EIN	(c) IRC Code section if applicable	(d) Amount of cash grant	(e) Amount of non-cash assistance	(f) Method of valuation (book, FMV, appraisal, other)	(g) Description of non-cash assistance	(h) Purpose of grant or assistance
YMCA Silicon Valley1922 The Alameda San Jose, CA 95126	94-1156318	501(c)(3)	10,000				GENERAL GRANT
Portland State University Foundation1300 SW Fifth Ave Portland, OR 97201	93-0619733	501(c)(3)	150,000				Support an endowment for the Stampfer Professor of

Form 990,Schedule I, Part II, Grants and Other Assistance to Governments and Organizations in the United States

(a) Name and address of organization or government	(b) EIN	(c) IRC Code section if applicable	(d) Amount of cash grant	(e) Amount of non-cash assistance	(f) Method of valuation (book, FMV , appraisal, other)	(g) Description of non-cash assistance	(h) Purpose of grant or assistance
Oregon Health & Sciences University Fdn1900 SW 5th Ave Portland,OR 97201	23-7083114	501(c)(3)	500,000				To match other gifts for the purchase of medical/s
The Pioneer Fund733 Broad St Grinnell,IA 501121690	42-0680387	501(c)(3)	20,000				GENERAL GRANT

Form 990,Schedule I, Part II, Grants and Other Assistance to Governments and Organizations in the United States

(a) Name and address of organization or government	(b) EIN	(c) IRC Code section if applicable	(d) Amount of cash grant	(e) Amount of non-cash assistance	(f) Method of valuation (book, FMV , appraisal, other)	(g) Description of non-cash assistance	(h) Purpose of grant or assistance
Menlo Park Atherton Education FoundationP O Box 584 Menlo Park, CA 940260584	94-2871701	501(c)(3)	6,000				GENERAL GRANT
Valley Presbyterian Church 945 Portola Rd Portola Valley, CA 94028	94-1556664	501(c)(3)	7,500				GENERAL GRANT

Form 990,Schedule I, Part II, Grants and Other Assistance to Governments and Organizations in the United States

(a) Name and address of organization or government	(b) EIN	(c) IRC Code section if applicable	(d) Amount of cash grant	(e) Amount of non-cash assistance	(f) Method of valuation (book, FMV , appraisal, other)	(g) Description of non-cash assistance	(h) Purpose of grant or assistance
Oakland Children's Fairyland 699 Bellevue Ave Oakland, CA 94610	94-3209054	501(c)(3)	25,000				GENERAL GRANT
Girls Incorporated of Alameda County 13666 E 14th St San Leandro, CA 94578	94-1558073	501(c)(3)	25,000				GENERAL GRANT

Form 990, Schedule I, Part II, Grants and Other Assistance to Governments and Organizations in the United States

(a) Name and address of organization or government	(b) EIN	(c) IRC Code section if applicable	(d) Amount of cash grant	(e) Amount of non-cash assistance	(f) Method of valuation (book, FMV, appraisal, other)	(g) Description of non-cash assistance	(h) Purpose of grant or assistance
Mills College5000 MacArthur Blvd Oakland, CA 946131301	94-1156566	501(c)(3)	50,000				GENERAL GRANT
Heroic Imagination Project220 Halleck St San Francisco, CA 94129	27-1964460	501(c)(3)	51,000				GENERAL GRANT

Form 990, Schedule I, Part II, Grants and Other Assistance to Governments and Organizations in the United States

(a) Name and address of organization or government	(b) EIN	(c) IRC Code section if applicable	(d) Amount of cash grant	(e) Amount of non-cash assistance	(f) Method of valuation (book, FMV, appraisal, other)	(g) Description of non-cash assistance	(h) Purpose of grant or assistance
Cathedral School for Boys 1287 Sacramento St San Francisco, CA 94108	94-1712328	501(c)(3)	9,000				GENERAL GRANT

Schedule J
(Form 990)

Compensation Information

OMB No 1545-0047

2010

Open to Public Inspection

For certain Officers, Directors, Trustees, Key Employees, and Highest Compensated Employees

▶ Complete if the organization answered "Yes" to Form 990, Part IV, question 23.

▶ Attach to Form 990. ▶ See separate instructions.

Name of the organization

STANFORD UNIVERSITY BOARD OF TRUSTEES
OF THE LELAND STANFORD JUNIOR UNIVERSITY

Employer identification number

94-1156365

Part I

Questions Regarding Compensation

		Yes	No
1a	Check the appropriate box(es) if the organization provided any of the following to or for a person listed in Form 990, Part VII, Section A, line 1a. Complete Part III to provide any relevant information regarding these items. <div><div><input checked="" type="checkbox"/> First-class or charter travel</div><div><input checked="" type="checkbox"/> Travel for companions</div><div><input type="checkbox"/> Tax idemnification and gross-up payments</div><div><input type="checkbox"/> Discretionary spending account</div><div><input checked="" type="checkbox"/> Housing allowance or residence for personal use</div><div><input type="checkbox"/> Payments for business use of personal residence</div><div><input type="checkbox"/> Health or social club dues or initiation fees</div><div><input checked="" type="checkbox"/> Personal services (e g , maid, chauffeur, chef)</div></div>		
b	If any of the boxes in line 1a are checked, did the organization follow a written policy regarding payment or reimbursement or provision of all the expenses described above? If "No," complete Part III to explain	1b	Yes
2	Did the organization require substantiation prior to reimbursing or allowing expenses incurred by all officers, directors, trustees, and the CEO/Executive Director, regarding the items checked in line 1a?	2	Yes
3	Indicate which, if any, of the following the organization uses to establish the compensation of the organization's CEO/Executive Director. Check all that apply. <div><div><input checked="" type="checkbox"/> Compensation committee</div><div><input checked="" type="checkbox"/> Independent compensation consultant</div><div><input checked="" type="checkbox"/> Form 990 of other organizations</div><div><input type="checkbox"/> Written employment contract</div><div><input checked="" type="checkbox"/> Compensation survey or study</div><div><input checked="" type="checkbox"/> Approval by the board or compensation committee</div></div>		
4	During the year, did any person listed in Form 990, Part VII, Section A, line 1a with respect to the filing organization or a related organization: <div><div>a Receive a severance payment or change-of-control payment from the organization or a related organization?</div><div>b Participate in, or receive payment from, a supplemental nonqualified retirement plan?</div><div>c Participate in, or receive payment from, an equity-based compensation arrangement?</div></div> If "Yes" to any of lines 4a-c, list the persons and provide the applicable amounts for each item in Part III	4a	Yes
		4b	Yes
		4c	No
5	For persons listed in form 990, Part VII, Section A, line 1a, did the organization pay or accrue any compensation contingent on the revenues of: <div><div>a The organization?</div><div>b Any related organization?</div></div> If "Yes," to line 5a or 5b, describe in Part III	5a	No
		5b	No
6	For persons listed in form 990, Part VII, Section A, line 1a, did the organization pay or accrue any compensation contingent on the net earnings of: <div><div>a The organization?</div><div>b Any related organization?</div></div> If "Yes," to line 6a or 6b, describe in Part III	6a	No
		6b	No
7	For persons listed in Form 990, Part VII, Section A, line 1a, did the organization provide any non-fixed payments not described in lines 5 and 6? If "Yes," describe in Part III	7	Yes
8	Were any amounts reported in Form 990, Part VII, paid or accrued pursuant to a contract that was subject to the initial contract exception described in Regs section 53.4958-4(a)(3)? If "Yes," describe in Part III	8	Yes
9	If "Yes" to line 8, did the organization also follow the rebuttable presumption procedure described in Regulations section 53.4958-6(c)?	9	Yes

Part II **Officers, Directors, Trustees, Key Employees, and Highest Compensated Employees.** Use duplicate copies if additional space is needed.

For each individual whose compensation must be reported in Schedule J, report compensation from the organization on row (i) and from related organizations, described in the instructions on row (ii) Do not list any individuals that are not listed on Form 990, Part VII

Note. The sum of columns (B)(i)-(iii) must equal the applicable column (D) or column (E) amounts on Form 990, Part VII, line 1a

(A) Name		(B) Breakdown of W-2 and/or 1099-MISC compensation			(C) Retirement and other deferred compensation	(D) Nontaxable benefits	(E) Total of columns (B)(i)-(D)	(F) Compensation reported in prior Form 990 or Form 990-EZ
		(i) Base compensation	(ii) Bonus & incentive compensation	(iii) Other reportable compensation				
See Additional Data Table								
(2)								
(3)								
(4)								
(5)								
(6)								
(7)								
(8)								
(9)								
(10)								
(11)								
(12)								
(13)								
(14)								
(15)								
(16)								

Part III **Supplemental Information**

Complete this part to provide the information, explanation, or descriptions required for Part I, lines 1a, 1b, 4c, 5a, 5b, 6a, 6b, 7, and 8. Also complete this part for any additional information.

Identifier	Return Reference	Explanation
PART I, LINE 1A	TRAVEL POLICY	STANFORD UNIVERSITY TRAVEL POLICY GENERALLY REQUIRES ALL EMPLOYEES TO USE THE MOST ECONOMICAL MODE OF TRANSPORTATION AVAILABLE CONSISTENT WITH THE AUTHORIZED BUSINESS PURPOSE OF THE TRAVEL. IN ORDER TO BE REIMBURSED ON A TAX-FREE BASIS, EMPLOYEES ARE REQUIRED TO COMPLY WITH THE ACCOUNTABLE PLAN RULES UNDER I.R.C. SECTION 62. UNIVERSITY OFFICERS AND OTHER INDIVIDUALS ENUMERATED IN SCHEDULE J ARE FULLY SUBJECT TO THE SAME POLICIES AND PROCEDURES AS ANY OTHER EMPLOYEE OF THE UNIVERSITY. ON RARE OCCASIONS, FIRST CLASS TRAVEL WILL BE AUTHORIZED BASED ON MEDICAL NEED OR OTHER EXIGENCY APPROVED BY THE PROVOST. SIMILARLY, REIMBURSEMENT OF TRAVEL FOR COMPANIONS IS SUBJECT TO THE PRE-APPROVAL OF THE PROVOST AND MUST DIRECTLY SUPPORT THE AUTHORIZED BUSINESS PURPOSE OF THE TRAVEL IN ORDER TO BE TREATED AS NON-TAXABLE. PRESIDENT AND PROVOST HOUSING AS A CONDITION OF HIS EMPLOYMENT AS PRESIDENT OF THE UNIVERSITY AND FOR THE CONVENIENCE OF THE UNIVERSITY, PRESIDENT HENNESSY IS REQUIRED TO LIVE IN THE PRESIDENT'S HOME ON THE CAMPUS OF THE UNIVERSITY AS A CONDITION OF HIS EMPLOYMENT AS PROVOST OF THE UNIVERSITY AND FOR THE CONVENIENCE OF THE UNIVERSITY, PROVOST ETCEHEMENDY IS ALSO REQUIRED TO LIVE ON THE CAMPUS OF THE UNIVERSITY. THEIR RESIDENCES ARE USED FREQUENTLY FOR UNIVERSITY BUSINESS, INCLUDING OFFICIAL GATHERINGS OF FACULTY, STAFF, STUDENTS, ALUMNI, DONORS, AND THEIR FAMILIES. AS PART OF A PROGRAM OF APPROPRIATE AND REGULAR MAINTENANCE OF THESE HOUSES, THE UNIVERSITY PROVIDES CLEANING SERVICE FOR THE PUBLIC AND PRIVATE AREAS. THE UNIVERSITY HAS INCLUDED AS NONTAXABLE COMPENSATION IN COLUMN D THE ESTIMATED RENTAL VALUE OF THE HOUSING FOR THE AREAS OF THESE RESIDENCES RESERVED FOR THE PERSONAL USE OF THE EMPLOYEES, BASED UPON THE PREVAILING RENTAL RATES IN PALO ALTO, AND ACTUAL COSTS OF RELATED SERVICES FOR THE PERSONAL AREAS, INCLUDING MAINTENANCE, CLEANING, AND UTILITIES. PART I, LINE 4A: CERTAIN FACULTY MEMBERS MAY RECEIVE RETIREMENT INCENTIVES CONSISTING OF A LUMP SUM PAYMENT CONTINGENT ON SEVERANCE OF SERVICE. INCLUDED IN WILLARD E. FEE, JR.'S COMPENSATION REPORTED IN COLUMN B(III) IS A PAYMENT OF \$755,248 IN RETIREMENT INCENTIVES. INCLUDED IN BRUCE A. REITZ'S COMPENSATION REPORTED IN COLUMN B(III) IS A PAYMENT OF \$952,076 IN RETIREMENT INCENTIVES. PART I, LINE 4B: DEFERRED COMPENSATION PLAN PROVISIONS. OFFICERS AND OTHERS LISTED IN SCHEDULE J, PART II PARTICIPATE IN A DEFERRED COMPENSATION PLAN. ANNUALLY, AMOUNTS ARE CREDITED TO THE PLAN BASED ON PERFORMANCE AND CERTAIN OTHER FACTORS. THESE AMOUNTS APPEAR IN SCHEDULE J, PART II, COLUMN (C). PLAN BALANCES ARE SUBJECT TO FORFEITURE AND/OR PAYMENT ONLY IF CERTAIN CONDITIONS ARE MET. AMOUNTS APPEARING IN COLUMN (F) ARE DEFERRED COMPENSATION PAYMENTS REPORTED IN COLUMN (C) IN PRIOR YEARS AND THAT ARE REPORTED (A SECOND TIME) IN COLUMN (B)(III) IN THE CURRENT YEAR. SCHEDULE J, PART II, COLUMN (F) AMOUNTS APPEARING HERE ARE AMOUNTS THAT WERE REPORTED ON PREVIOUS FORMS 990 AS CREDITED TO THE EMPLOYEE'S ACCOUNT AND DURING THIS REPORTING PERIOD WERE PAID OUT OF THAT ACCOUNT. INCLUDED IN MARTIN SHELL'S COMPENSATION REPORTED IN COLUMN B(III) IS A PAYMENT FROM HIS DEFERRED COMPENSATION ACCOUNT OF \$304,398. INCLUDED IN ROBERT C. REIDY'S COMPENSATION REPORTED IN COLUMN B(III) IS A PAYMENT FROM HIS DEFERRED COMPENSATION ACCOUNT OF \$625,000. INCLUDED IN DAVID DEMAREST'S COMPENSATION REPORTED IN COLUMN B(III) IS A PAYMENT FROM HIS DEFERRED COMPENSATION ACCOUNT OF \$250,000. INCLUDED IN JOHN POWERS'S COMPENSATION REPORTED IN COLUMN B(III) IS A PAYMENT FROM HIS DEFERRED COMPENSATION ACCOUNT OF \$525,806. SUPPLEMENTAL EXECUTIVE RETIREMENT PLAN (SERP). THE UNIVERSITY PROVIDES THE PRESIDENT WITH A SUPPLEMENTAL EXECUTIVE RETIREMENT PLAN (SERP) TO SUPPLEMENT HIS SOCIAL SECURITY AND 403(B) RETIREMENT BENEFITS. THE SERP IS EARNED GRADUALLY THROUGH HIS TERM OF SERVICE AS AN OFFICER. ANNUAL ACCRUALS ARE MADE AS OF THE END OF EACH CONTRACT YEAR WHICH COINCIDES WITH THE UNIVERSITY'S FISCAL YEAR. IF THE PRESIDENT REMAINS IN HIS POSITION THROUGH AUGUST 31, 2012, HE WILL RECEIVE A BENEFIT APPROXIMATELY EQUAL TO AN ANNUAL PAYMENT FOR LIFE OF 35.5% OF HIS HIGHEST THREE YEAR AVERAGE BASE PAY (2 PERCENTAGE POINTS OF WHICH WAS EARNED IN FY 2011), OFFSET BY THE ANNUITY EQUIVALENT OF HIS ANTICIPATED SOCIAL SECURITY BENEFIT AND AMOUNTS CONTRIBUTED BY THE UNIVERSITY DIRECTLY TO HIS 403(B) DEFINED CONTRIBUTION RETIREMENT PLAN WHILE HE IS AN OFFICER. THE SERP BENEFIT IS SUBJECT TO FORFEITURE IF CERTAIN CONDITIONS ARE NOT MET. FOR THE YEAR ENDED AUGUST 31, 2011, THE VALUE OF THE ANNUAL ACCRUAL OF THIS BENEFIT WAS \$171,456 AND IS INCLUDED ON SCHEDULE J-1 COLUMN (C) AS DEFERRED COMPENSATION. THE UNIVERSITY ALSO PROVIDES THE PROVOST WITH A SUPPLEMENTAL EXECUTIVE RETIREMENT PLAN (SERP) TO SUPPLEMENT HIS SOCIAL SECURITY AND 403(B) RETIREMENT BENEFITS. THE SERP IS EARNED GRADUALLY THROUGH HIS TERM OF SERVICE AS PROVOST. ANNUAL ACCRUALS ARE MADE AS OF THE END OF EACH CONTRACT YEAR WHICH COINCIDES WITH THE UNIVERSITY'S FISCAL YEAR. IF THE PROVOST REMAINS IN HIS POSITION THROUGH AUGUST 31, 2012, HE WILL RECEIVE A BENEFIT APPROXIMATELY EQUAL TO AN ANNUAL PAYMENT FOR LIFE OF 33% OF HIS HIGHEST THREE YEAR AVERAGE BASE PAY (3 PERCENTAGE POINTS OF WHICH WAS EARNED IN FY 2011), OFFSET BY THE ANNUITY EQUIVALENT OF HIS ANTICIPATED SOCIAL SECURITY BENEFIT AND AMOUNTS CONTRIBUTED BY THE UNIVERSITY DIRECTLY TO HIS 403(B) DEFINED CONTRIBUTION RETIREMENT PLAN WHILE HE IS AN OFFICER. THE SERP BENEFIT IS SUBJECT TO FORFEITURE IF CERTAIN CONDITIONS ARE NOT MET. FOR THE YEAR ENDED AUGUST 31, 2011, THE VALUE OF THE ANNUAL ACCRUAL OF THIS BENEFIT WAS \$184,832 AND IS INCLUDED ON SCHEDULE J-1 COLUMN (C) AS DEFERRED COMPENSATION.
PART I, LINE 7 AND PART II, COLUMN B (II)	COMPENSATION OF FACULTY IN THE STANFORD SCHOOL OF MEDICINE	TOTAL COMPENSATION FOR FACULTY IN THE SCHOOL OF MEDICINE IS MADE UP OF THE FOLLOWING INTEGRAL COMPONENTS: SALARY AND BENEFITS, ADMINISTRATIVE SUPPLEMENTS, AND BONUSES AWARDED UNDER DEPARTMENTAL PLANS. BASE SALARY IS BASED ON ACADEMIC RANK (E.G., PROFESSOR, ASSISTANT PROFESSOR). A VARIABLE COMPONENT OF SALARY IS DETERMINED PRIMARILY BY THE CONTRIBUTION OF THE INDIVIDUAL TO THE DEPARTMENT/DIVISION AND SECONDARILY BY THE CLINICAL SPECIALTY OF THE FACULTY MEMBER. OTHER SALARY SUPPLEMENTS ARE OCCASIONALLY USED TO PROVIDE FOR COMPENSATION GIVEN UP BY A FACULTY MEMBER WHEN ASSUMING A POSITION AT STANFORD. ADMINISTRATIVE SUPPLEMENTS ARE PAID TO FACULTY WHO TAKE ON DUTIES WHICH ARE OUTSIDE THEIR USUAL FACULTY RESPONSIBILITIES AND OUTSIDE NORMAL COMMITTEE WORK. INCENTIVE BONUSES ARE CONSIDERED A FUNDAMENTAL COMPONENT OF TOTAL COMPENSATION. THEY ARE PAID OUT BY THE DEPARTMENTS BASED ON THE DEPARTMENT'S INCENTIVE BONUS PLAN MEASURING THE FACULTY'S EFFORTS IN RESEARCH, TEACHING, CLINICAL, AND/OR ADMINISTRATIVE LEADERSHIP AREAS AS DEFINED BY THE PLAN. IN ADDITION, THE DEAN HAS A BONUS PLAN FOR CLINICAL CHAIRS BASED ON ACHIEVEMENT OF LEADERSHIP GOALS. SOME DEPARTMENTS HAVE "ON-CALL" AND "COVERAGE" BONUSES TO PROVIDE COMPENSATION FOR A FACULTY MEMBER'S PROVIDING OFF-HOURS COVERAGE. VARIABLE COMPENSATION OF INVESTMENT PROFESSIONALS. A PORTION OF THE COMPENSATION PAID TO LISTED INVESTMENT PROFESSIONAL EMPLOYEES IS BASED ON A COMBINATION OF THREE FACTORS: THREE YEAR ANNUALIZED PERFORMANCE VERSUS THE RELEVANT POLICY portfolio BENCHMARK RETURN FOR THAT PERIOD, THREE YEAR ANNUALIZED PERFORMANCE VERSUS THE PERFORMANCE OF THE NINETEEN LARGEST COLLEGE AND ENDOWMENT INVESTMENT POOLS IN THE UNITED STATES, AND INDIVIDUAL PERFORMANCE. VARIABLE COMPENSATION OF OFFICERS AND OTHERS. OFFICERS AND OTHERS ARE ELIGIBLE TO RECEIVE BONUSES AND INCENTIVE COMPENSATION BASED ON PERFORMANCE, AS ENUMERATED IN PART II, COLUMN B(II). COMPENSATION IN EXCESS OF THE CONTRACTUAL BASE COMPENSATION FOR THE FOOTBALL COACH IS BASED ON THE DISCRETION OF THE PROVOST AND THE DIRECTOR OF ATHLETICS. ONE-HALF OF THE ADDITIONAL COMPENSATION IS BASED ON TEAM ACADEMIC ACHIEVEMENT AND ONE-HALF IS BASED ON PROGRAM MANAGEMENT AND PROGRAM ACHIEVEMENT. PART I, LINE 8: CERTAIN OFFICERS ARE SERVING UNDER THE PROVISIONS OF THEIR INITIAL CONTRACTS TO SERVE AS OFFICERS OF THE UNIVERSITY, WHICH PRINCIPALLY ESTABLISHES THEIR COMPENSATION, RESPONSIBILITIES, AND DUTIES.
PART II, COLUMN B (iii)	HOUSING ASSISTANCE	OTHER REPORTABLE COMPENSATION IN PART II, COLUMN B(III) INCLUDES HOUSING ASSISTANCE AND OTHER MISCELLANEOUS COMPENSATION. IN ADDITION, STANFORD HAS PROVIDED VARIOUS ITEMS OF "LISTED PROPERTY" (E.G., COMPUTERS AND PERIPHERALS) TO THE ABOVE LISTED EMPLOYEES PRINCIPALLY FOR THEIR BUSINESS USE. Part II, Columns C AND D: STANFORD OFFICERS ACCRUE FUTURE BENEFITS THAT ARE AVAILABLE TO ALL STANFORD EMPLOYEES, SUCH AS POST-RETIREMENT MEDICAL INSURANCE AND TUITION BENEFITS, AND LISTED PERSONS WHO ARE ALSO FACULTY ACCRUE FUTURE FACULTY BENEFITS SUCH AS SABBATICAL AND TENURE BUYOUT PROVISIONS. THESE BENEFITS ARE SUBJECT TO CERTAIN ELIGIBILITY REQUIREMENTS SUCH AS AGE, YEARS OF SERVICE, AND EMPLOYEE CLASSIFICATION. FOR SOME BENEFIT PLANS, THE UNIVERSITY RESERVES THE RIGHT TO CHANGE ELIGIBILITY REQUIREMENTS AND/OR THE NATURE AND EXTENT OF THE BENEFIT BEING PROMISED. THE VALUE OF THESE BENEFITS IS REPORTED FOR EACH OFFICER IN THE YEAR, IF ANY, SUCH BENEFITS ARE RECEIVED. PART II: DAVID JONES WAS APPOINTED VICE PRESIDENT OF HUMAN RESOURCES IN FEBRUARY 2011. IN ACCORDANCE WITH FORM 990 INSTRUCTIONS, NO SALARY WAS REPORTED FOR MR. JONES, BECAUSE HE RECEIVED NO COMPENSATION AS AN OFFICER DURING THE CALENDAR YEAR ENDED DECEMBER 31, 2010.

Software ID:

Software Version:

EIN: 94-1156365

Name: STANFORD UNIVERSITY BOARD OF TRUSTEES
OF THE LELAND STANFORD JUNIOR UNIVERSITY

Form 990, Schedule J, Part II - Officers, Directors, Trustees, Key Employees, and Highest Compensated Employees

(A) Name		(B) Breakdown of W-2 and/or 1099-MISC compensation			(C) Deferred compensation	(D) Nontaxable benefits	(E) Total of columns (B)(i)-(D)	(F) Compensation reported in prior Form 990 or Form 990-EZ
		(i) Base Compensation	(ii) Bonus & incentive compensation	(iii) Other compensation				
JOHN HENNESSY	(i)	674,963	0	28,695	195,956	133,943	1,033,557	
	(ii)	0	0	0	0	0	0	0
JOHN ETCHEMENDY	(i)	494,485	0	200	209,332	62,234	766,251	
	(ii)	0	0	0	0	0	0	0
RANDALL LIVINGSTON	(i)	474,700	0	200	84,500	38,874	598,274	
	(ii)	0	0	0	0	0	0	0
MARTIN SHELL	(i)	410,467	83,810	378,263	89,500	29,684	991,724	304,398
	(ii)	0	0	0	0	0	0	0
DEBRA ZUMWALT	(i)	497,743	0	0	153,250	16,065	667,058	
	(ii)	0	0	0	0	0	0	0
ROBERT C REIDY	(i)	340,422	300,000	637,559	224,500	34,312	1,536,793	625,000
	(ii)	0	0	0	0	0	0	0
DAVID DEMAREST	(i)	309,962	10,000	251,416	74,500	36,019	681,897	250,000
	(ii)	0	0	0	0	0	0	0
HOWARD WOLF	(i)	288,031	46,950	625	23,728	48,960	408,294	
	(ii)	0	0	0	0	0	0	0
WILLIAM MADIA	(i)	227,736	50,000	39,488	65,776	3,045	386,045	
	(ii)	0	0	0	0	0	0	0
JOHN POWERS	(i)	761,959	397,303	525,806	402,770	21,588	2,109,426	525,806
	(ii)	0	0	0	0	0	0	0
PHILIP A PIZZO	(i)	591,226	0	19,091	238,500	24,238	873,055	
	(ii)	0	0	0	0	0	0	0
RICHARD SALLER	(i)	437,825	10,000	46,528	18,337	9,704	522,394	
	(ii)	0	0	0	0	0	0	0
FRANK HANLEY	(i)	443,559	1,025,109	0	224,500	18,428	1,711,596	
	(ii)	0	0	0	0	0	0	0
GARY STEINBERG	(i)	679,213	492,971	1,105	24,500	19,423	1,217,212	
	(ii)	0	0	0	0	0	0	0
BRUCE A REITZ	(i)	131,664	0	952,185	9,544	8,919	1,102,312	
	(ii)	0	0	0	0	0	0	0
WILLARD E FEE JR	(i)	273,875	0	755,262	24,500	20,469	1,074,106	
	(ii)	0	0	0	0	0	0	0
JAMES JOSEPH HARBAUGH	(i)	691,564	320,000	15,639	19,917	25,964	1,073,084	
	(ii)	0	0	0	0	0	0	0
DIANE PECK	(i)	287,097	26,000	28,562	24,500	19,996	386,155	
	(ii)	0	0	0	0	0	0	0

Schedule K (Form 990)	<div>Supplemental Information on Tax Exempt Bonds</div> <div>▶ Complete if the organization answered "Yes" to Form 990, Part IV, line 24a. Provide descriptions, explanations, and any additional information in Schedule O (Form 990). ▶ Attach to Form 990. ▶ See separate instructions.</div>	OMB No 1545-0047
		2010
		Open to Public Inspection

Department of the Treasury Internal Revenue Service	
Name of the organization STANFORD UNIVERSITY BOARD OF TRUSTEES OF THE LELAND STANFORD JUNIOR UNIVERSITY	Employer identification number 94-1156365

Part I Bond Issues

(a) Issuer Name	(b) Issuer EIN	(c) CUSIP #	(d) Date Issued	(e) Issue Price	(f) Description of Purpose	(g) Defeased		(h) On Behalf of Issuer		(i) Pool financing	
						Yes	No	Yes	No	Yes	No
A CALIFORNIA EDUCATIONAL FACILITIES AUTHORITY CP	52-1705592	13018AAA8	05-22-2008	300,000,000	SEE SCHEDULE O		X		X		X
B CALIFORNIA EDUCATIONAL FACILITIES AUTHORITY S	52-1705592	130175P89	06-24-2004	181,200,000	SEE SCHEDULE O		X		X		X
C CALIFORNIA EDUCATIONAL FACILITIES AUTHORITY T-1&3	52-1705592	130178JD9	09-06-2007	153,277,097	SEE SCHEDULE O		X		X		X
D CALIFORNIA EDUCATIONAL FACILITIES AUTHORITY T-4	52-1705592	130178NH5	05-15-2008	188,501,621	SEE SCHEDULE O		X		X		X

Part II Proceeds

		A		B		C		D	
1	Amount of bonds retired								
2	Amount of bonds legally defeased								
3	Total proceeds of issue	300,218,010		182,432,950		156,107,242		188,507,302	
4	Gross proceeds in reserve funds								
5	Capitalized interest from proceeds	1,851,659		1,198,734		595,440			
6	Proceeds in refunding escrow								
7	Issuance costs from proceeds	992,205		992,205		661,216		951,621	
8	Credit enhancement from proceeds								
9	Working capital expenditures from proceeds								
10	Capital expenditures from proceeds	90,830,341		147,794,061		64,355,560		0	
11	Other spent proceeds	218,010		32,447,950		90,495,026		187,555,681	
12	Other unspent proceeds								
13	Year of substantial completion	2010		2006		2009		2009	
14	Were the bonds issued as part of a current refunding issue?	Yes	No	Yes	No	Yes	No	Yes	No
		X		X		X		X	
15	Were the bonds issued as part of an advance refunding issue?		X		X		X		X
16	Has the final allocation of proceeds been made?		X	X		X		X	
17	Does the organization maintain adequate books and records to support the final allocation of proceeds?	X		X		X		X	

Part III Private Business Use

		A		B		C		D	
		Yes	No	Yes	No	Yes	No	Yes	No
1	Was the organization a partner in a partnership, or a member of an LLC, which owned property financed by tax-exempt bonds?		X		X		X		X
2	Are there any lease arrangements that may result in private business use of bond-financed property?	X		X		X		X	

Part IIIPrivate Business Use (Continued)

		A		B		C		D	
		Yes	No	Yes	No	Yes	No	Yes	No
3a	Are there any management or service contracts that may result in private business use?		X		X		X		X
b	Are there any research agreements that may result in private business use of bond-financed property?	X		X		X		X	
c	Does the organization routinely engage bond counsel or other outside counsel to review any management or service contracts or research agreements relating to the financed property?	X		X		X		X	
4	Enter the percentage of financed property used in a private business use by entities other than a section 501(c)(3) organization or a state or local government	0 %		0 %		0 %		0 %	
5	Enter the percentage of financed property used in a private business use as a result of unrelated trade or business activity carried on by your organization, another section 501(c)(3) organization, or a state or local government	0 %		0 %		0 %		0 %	
6	Total of lines 4 and 5	0 %		0 %		0 %		0 %	
7	Has the organization adopted management practices and procedures to ensure the post-issuance compliance of its tax-exempt bond liabilities?	X		X		X		X	

Part IVArbitrage

		A		B		C		D	
		Yes	No	Yes	No	Yes	No	Yes	No
1	Has a Form 8038-T, Arbitrage Rebate, Yield Reduction and Penalty in Lieu of Arbitrage Rebate, been filed with respect to the bond issue?		X		X		X		X
2	Is the bond issue a variable rate issue?	X		X			X		X
3a	Has the organization or the governmental issuer entered into a hedge with respect to the bond issue?		X		X		X		X
b	Name of provider								
c	Term of hedge								
d	Was the hedge superintegrated?								
e	Was a hedge terminated?								
4a	Were gross proceeds invested in a GIC?		X		X		X		X
b	Name of provider								
c	Term of GIC								
d	Was the regulatory safe harbor for establishing the fair market value of the GIC satisfied?								
5	Were any gross proceeds invested beyond an available temporary period?		X		X		X		X
6	Did the bond issue qualify for an exception to rebate?	X			X		X		X

Part VSupplemental Information

Complete this part to provide additional information for responses to questions on Schedule K (see instructions)

Identifier	Return Reference	Explanation

Schedule L
(Form 990 or 990-EZ)

Transactions with Interested Persons

OMB No 1545-0047

2010

Open to Public Inspection

Name of the organization
STANFORD UNIVERSITY BOARD OF TRUSTEES
OF THE LELAND STANFORD JUNIOR UNIVERSITY

Employer identification number

94-1156365

Part I

Excess Benefit Transactions (section 501(c)(3) and section 501 (c)(4) organizations only).

Complete if the organization answered "Yes" on Form 990, Part IV, line 25a or 25b, or Form 990-EZ, Part V, line 40b

1	(a) Name of disqualified person	(b) Description of transaction	(c) Corrected?	
			Yes	No

2 Enter the amount of tax imposed on the organization managers or disqualified persons during the year under section 4958 ▶ \$

3 Enter the amount of tax, if any, on line 2, above, reimbursed by the organization ▶ \$

Part II

Loans to and/or From Interested Persons.

Complete if the organization answered "Yes" on Form 990, Part IV, line 26, or Form 990-EZ, Part V, line 38a

(a) Name of interested person and purpose	(b) Loan to or from the organization?		(c) Original principal amount	(d) Balance due	(e) In default?		(f) Approved by board or committee?		(g) Written agreement?	
	To	From			Yes	No	Yes	No	Yes	No
(1) ROBERT REIDY HOUSING		X	200,000	200,000		No	Yes		Yes	
(2) RICHARD SALLER HOUSING		X	600,000	203,515		No	Yes		Yes	
(3) RICHARD SALLER HOUSING		X	300,000	300,000		No	Yes		Yes	
(4) RICHARD SALLER HOUSING		X	300,000	180,000		No	Yes		Yes	
(5) RICHARD SALLER HOUSING		X	25,000	25,000		No	Yes		Yes	
(6) PHILIP PIZZO HOUSING		X	1,500,000	1,500,000		No	Yes		Yes	
(7) PHILIP PIZZO HOUSING		X	1,211,800	1,205,777		No	Yes		Yes	
(8) PHILIP PIZZO HOUSING		X	125,000	25,000		No	Yes		Yes	
(9) MARTIN SHELL HOUSING		X	1,000,000	1,000,000		No	Yes		Yes	
Total ▶			\$	4,639,292						

Part III

Grants or Assistance Benefitting Interested Persons.

Complete if the organization answered "Yes" on Form 990, Part IV, line 27.

(a) Name of interested person	(b) Relationship between interested person and the organization	(c) Amount of grant or type of assistance

**SCHEDULE K
(Form 990)**

Department of the Treasury
Internal Revenue Service

Supplemental Information on Tax-Exempt Bonds

► **Complete if the organization answered "Yes" to Form 990, Part IV, line 24a. Provide descriptions, explanations, and any additional information on Schedule O (Form 990).**

► **Attach to Form 990.**

► **See separate instructions.**

OMB No 1545-0047

2010

**Open to Public
Inspection**

Name of the organization **STANFORD UNIVERSITY BOARD OF TRUSTEES
OF THE LELAND STANFORD JUNIOR UNIVERSITY**

Employer identification number
94-1156365

Part I Bond Issues

(a) Issuer name	(b) Issuer EIN	(c) CUSIP #	(d) Date issued	(e) Issue price	(f) Description of purpose	(g) Defeased		(h) On behalf of issuer		(i) Pooled Financing	
						Yes	No	Yes	No	Yes	No
A • ELIF FINI EDUATI NAL FALITIE BUTH FIT, E	52-17055-0	1 001 525 0	05/22/2003	100,000,000	EE • HE[unintelligible]						
B • ELIF FINI EDUATI NAL FALITIE BUTH FIT, E	52-17055-0	1 001 525 0	09/24/2004	1-1,000,000	EE • HE[unintelligible]						
C • ELIF FINI EDUATI NAL FALITIE BUTH FIT, T-1a	52-17055-0	1 001 525 0	09/22/2007	15,000,000	EE • HE[unintelligible]						
D • ELIF FINI EDUATI NAL FALITIE BUTH FIT, T-4	52-17055-0	1 001 525 0	05/21/2003	1-1,000,000	EE • HE[unintelligible]						

Part II Proceeds

	A		B		C		D	
1 Amount of bonds retired								
2 Amount of bonds legally defeased								
3 Total proceeds of issue	300,218,010.		182,432,950.		156,107,242.		188,507,302.	
4 Gross proceeds in reserve funds								
5 Capitalized interest from proceeds	1,851,659.		1,198,734.		595,440.			
6 Proceeds in refunding escrows								
7 Issuance costs from proceeds			992,205.		661,216.		951,621.	
8 Credit enhancement from proceeds								
9 Working capital expenditures from proceeds								
10 Capital expenditures from proceeds	90,830,341.		147,794,061.		64,355,560.		0.	
11 Other spent proceeds	218,010.		32,447,950.		90,495,026.		187,555,681.	
12 Other unspent proceeds								
13 Year of substantial completion	2010		2006		2009		2009	
	Yes	No	Yes	No	Yes	No	Yes	No
14 Were the bonds issued as part of a current refunding issue?	X		X		X		X	
15 Were the bonds issued as part of an advance refunding issue?		X		X		X		X
16 Has the final allocation of proceeds been made?		X	X		X		X	
17 Does the organization maintain adequate books and records to support the final allocation of proceeds?	X		X		X		X	

Part III Private Business Use

	A		B		C		D	
1 Was the organization a partner in a partnership, or a member of an LLC, which owned property financed by tax-exempt bonds?	Yes	No	Yes	No	Yes	No	Yes	No
		X		X		X		
2 Are there any lease arrangements that may result in private business use of bond-financed property	X		X		X			

For Paperwork Reduction Act Notice, see the Instructions for Form 990

Schedule K (Form 990) 2010

**SCHEDULE K
(Form 990)**

Department of the Treasury
Internal Revenue Service

Supplemental Information on Tax-Exempt Bonds

► **Complete if the organization answered "Yes" to Form 990, Part IV, line 24a. Provide descriptions, explanations, and any additional information on Schedule O (Form 990).**

► **Attach to Form 990.**

► **See separate instructions.**

OMB No 1545-0047

2010

**Open to Public
Inspection**

Name of the organization **STANFORD UNIVERSITY BOARD OF TRUSTEES
OF THE LELAND STANFORD JUNIOR UNIVERSITY**

Employer identification number
94-1156365

Part I Bond Issues

(a) Issuer name	(b) Issuer EIN	(c) CUSIP #	(d) Date issued	(e) Issue price	(f) Description of purpose	(g) Defeased		(h) On behalf of issuer		(i) Pooled Financing	
						Yes	No	Yes	No	Yes	No
A ELIF FINI EDUCATI NAL FACILITIE BUTH FIT, T-1	52-170554	1 0017-T	05/04/2003	5,147,724	EE - HEDULE						
B ELIF FINI EDUCATI NAL FACILITIE BUTH FIT, U-1	52-170554	1 0017-U	05/04/2010	51,011,000	EE - HEDULE						
C											
D											

Part II Proceeds

	A		B		C		D	
1 Amount of bonds retired								
2 Amount of bonds legally defeased								
3 Total proceeds of issue	59,148,032.		251,847,862.					
4 Gross proceeds in reserve funds			1,081,966.					
5 Capitalized interest from proceeds								
6 Proceeds in refunding escrows								
7 Issuance costs from proceeds	1,644.		1,631,228.					
8 Credit enhancement from proceeds								
9 Working capital expenditures from proceeds								
10 Capital expenditures from proceeds	0.		85,452,936.					
11 Other spent proceeds	59,146,388.		136,203,149.					
12 Other unspent proceeds			27,478,583.					
13 Year of substantial completion	2003		2011					
	Yes	No	Yes	No	Yes	No	Yes	No
14 Were the bonds issued as part of a current refunding issue?		X	X					
15 Were the bonds issued as part of an advance refunding issue?	X			X				
16 Has the final allocation of proceeds been made?	X			X				
17 Does the organization maintain adequate books and records to support the final allocation of proceeds?	X		X					

Part III Private Business Use

	A		B		C		D	
1 Was the organization a partner in a partnership, or a member of an LLC, which owned property financed by tax-exempt bonds?	Yes	No	Yes	No	Yes	No	Yes	No
2 Are there any lease arrangements that may result in private business use of bond-financed property			X					

For Paperwork Reduction Act Notice, see the Instructions for Form 990

Schedule K (Form 990) 2010

Part III Private Business Use (Continued)

	A		B		C		D	
	Yes	No	Yes	No	Yes	No	Yes	No
3a Are there any management or service contracts that may result in private business use of bond-financed property?		X		X		X		
b Are there any research agreements that may result in private business use of bond-financed property?	X		X		X			
c Does the organization routinely engage bond counsel or other outside counsel to review any management or service contracts or research agreements relating to the financed property?	X		X		X			
4 Enter the percentage of financed property used in a private business use by entities other than a section 501(c)(3) organization or a state or local government ▶	0.0000 %		0.0000 %		0.0000 %			
5 Enter the percentage of financed property used in a private business use as a result of unrelated trade or business activity carried on by your organization, another section 501(c)(3) organization, or a state or local government ▶	0.0000 %		0.0000 %		0.0000 %			
6 Total of lines 4 and 5	0.0000 %		0.0000 %		0.0000 %			
7 Has the organization adopted management practices and procedures to ensure the post-issuance compliance of its tax-exempt bond liabilities?	X		X		X			

Part IV Arbitrage

	A		B		C		D	
	Yes	No	Yes	No	Yes	No	Yes	No
1 Has a Form 8038-T, Arbitrage Rebate, Yield Reduction and Penalty in Lieu of Arbitrage Rebate, been filed with respect to the bond issue?		X		X		X		X
2 Is the bond issue a variable rate issue?	X		X			X		X
3a Has the organization or the governmental issuer entered into a qualified hedge with respect to the bond issue?		X		X		X		X
b Name of provider								
c Term of hedge								
d Was the hedge superintegrated?								
e Was the hedge terminated?								
4a Were gross proceeds invested in a GIC?		X		X		X		X
b Name of provider								
c Term of GIC								
d Was the regulatory safe harbor for establishing the fair market value of the GIC satisfied?								
5 Were any gross proceeds invested beyond an available temporary period?		X		X		X		X
6 Did the bond issue qualify for an exception to rebate?	X			X		X		X

Part V Supplemental Information. Complete this part to provide additional information for responses to questions on Schedule K (see instructions)

Part III Private Business Use (Continued)

	A		B		C		D	
	Yes	No	Yes	No	Yes	No	Yes	No
3a Are there any management or service contracts that may result in private business use of bond-financed property?				X				
b Are there any research agreements that may result in private business use of bond-financed property?			X					
c Does the organization routinely engage bond counsel or other outside counsel to review any management or service contracts or research agreements relating to the financed property?			X					
4 Enter the percentage of financed property used in a private business use by entities other than a section 501(c)(3) organization or a state or local government ▶		%		0.0000 %		%		%
5 Enter the percentage of financed property used in a private business use as a result of unrelated trade or business activity carried on by your organization, another section 501(c)(3) organization, or a state or local government ▶		%		0.0000 %		%		%
6 Total of lines 4 and 5		%		0.0000 %		%		%
7 Has the organization adopted management practices and procedures to ensure the post-issuance compliance of its tax-exempt bond liabilities?			X					

Part IV Arbitrage

	A		B		C		D	
	Yes	No	Yes	No	Yes	No	Yes	No
1 Has a Form 8038-T, Arbitrage Rebate, Yield Reduction and Penalty in Lieu of Arbitrage Rebate, been filed with respect to the bond issue?		X		X				
2 Is the bond issue a variable rate issue?		X		X				
3a Has the organization or the governmental issuer entered into a qualified hedge with respect to the bond issue?		X		X				
b Name of provider								
c Term of hedge								
d Was the hedge superintegrated?								
e Was the hedge terminated?								
4a Were gross proceeds invested in a GIC?		X		X				
b Name of provider								
c Term of GIC								
d Was the regulatory safe harbor for establishing the fair market value of the GIC satisfied?								
5 Were any gross proceeds invested beyond an available temporary period?		X		X				
6 Did the bond issue qualify for an exception to rebate?	X			X				

Part V Supplemental Information. Complete this part to provide additional information for responses to questions on Schedule K(see instructions)

Part IV

Business Transactions Involving Interested Persons.
Complete if the organization answered "Yes" on Form 990, Part IV, line 28a, 28b, or 28c.

(a) Name of interested person	(b) Relationship between interested person and the organization	(c) Amount of transaction	(d) Description of transaction	(e) Sharing of organization's revenues?	
				Yes	No
(1) SEE SCHEDULE O					

Part V

Supplemental Information
Complete this part to provide additional information for responses to questions on Schedule L (see instructions)

Identifier	Return Reference	Explanation
PLEASE SEE SCHEDULE O FOR A COMPLETE DISCLOSURE OF THE UNIVERSITY'S		CONFLICT OF INTEREST POLICIES AND DISCLOSURES OF TRANSACTIONS WITH INTERESTED PERSONS

Additional Data

Software ID:
Software Version:
EIN: 94-1156365
Name: STANFORD UNIVERSITY BOARD OF TRUSTEES
OF THE LELAND STANFORD JUNIOR UNIVERSITY

Form 990, Schedule L, Part II - Loans to and from Interested Persons

(a) Name of interested person and purpose	(b) Loan to or from the organization?		(c) Original principal amount \$	(d) Balance due \$	(e) In default?		(f) Approved by board or committee?		(g) Written agreement?	
	To	From			Yes	No	Yes	No	Yes	No
ROBERT REIDY HOUSING		X	200,000	200,000		No	Yes		Yes	
RICHARD SALLER HOUSING		X	600,000	203,515		No	Yes		Yes	
RICHARD SALLER HOUSING		X	300,000	300,000		No	Yes		Yes	
RICHARD SALLER HOUSING		X	300,000	180,000		No	Yes		Yes	
RICHARD SALLER HOUSING		X	25,000	25,000		No	Yes		Yes	
PHILIP PIZZO HOUSING		X	1,500,000	1,500,000		No	Yes		Yes	
PHILIP PIZZO HOUSING		X	1,211,800	1,205,777		No	Yes		Yes	
PHILIP PIZZO HOUSING		X	125,000	25,000		No	Yes		Yes	
MARTIN SHELL HOUSING		X	1,000,000	1,000,000		No	Yes		Yes	

SCHEDULE M
(Form 990)

NonCash Contributions

OMB No 1545-0047

2010

Open to Public Inspection

Department of the Treasury
Internal Revenue Service

►Complete if the organization answered "Yes" on Form 990, Part IV, lines 29 or 30.
► Attach to Form 990.

Name of the organization
STANFORD UNIVERSITY BOARD OF TRUSTEES
OF THE LELAND STANFORD JUNIOR UNIVERSITY

Employer identification number
94-1156365

Part I Types of Property

	(a) Check if applicable	(b) Number of Contributions or items contributed	(c) Noncash contribution amounts reported on Form 990, Part VIII, line 1g	(d) Method of determining oncash contribution amounts
1 Art—Works of art	X	33	0	N/A
2 Art—Historical treasures				
3 Art—Fractional interests				
4 Books and publications	X		0	N/A
5 Clothing and household goods				
6 Cars and other vehicles .				
7 Boats and planes				
8 Intellectual property . .				
9 Securities—Publicly traded	X	1,304	143,385,068	MARKET VALUE
10 Securities—Closely held stock	X	13	12,500,795	APPRAISAL
11 Securities—Partnership, LLC, or trust interests .				
12 Securities—Miscellaneous				
13 Qualified conservation contribution—Historic structures				
14 Qualified conservation contribution—Other . .				
15 Real estate—Residential .	X	16	11,401,646	APPRAISAL
16 Real estate—Commercial	X	2	11,175,000	APPRAISAL
17 Real estate—Other . .				
18 Collectibles	X	3	0	N/A
19 Food inventory				
20 Drugs and medical supplies				
21 Taxidermy				
22 Historical artifacts . .				
23 Scientific specimens . .				
24 Archeological artifacts .				
25 Other ► (HORSES)	X	4	0	N/A
26 Other ► (EQUIPMENT)	X	3	58,906	RETAIL
27 Other ► ()				
28 Other ► ()				
29 Number of Forms 8283 received by the organization during the tax year for contributions for which the organization completed Form 8283, Part IV, Donee Acknowledgement			29	26

30a	During the year, did the organization receive by contribution any property reported in Part I, lines 1-28 that it must hold for at least three years from the date of the initial contribution, and which is not required to be used for exempt purposes for the entire holding period?		Yes	No
b	If "Yes," describe the arrangement in Part II	30a		No
31	Does the organization have a gift acceptance policy that requires the review of any non-standard contributions?	31	Yes	
32a	Does the organization hire or use third parties or related organizations to solicit, process, or sell non-cash contributions?	32a		No
b	If "Yes," describe in Part II			
33	If the organization did not report revenues in column (c) for a type of property for which column (a) is checked, describe in Part II			

Part II

Supplemental Information. Complete this part to provide the information required by Part I, lines 30b, 32b, and 33. Also complete this part for any additional information.

Identifier	Return Reference	Explanation
PART I, COLUMN (B)	IN COLUMN B, STANFORD IS REPORTING THE NUMBER OF CONTRIBUTIONS	PART I, LINE 33 NON-CASH CONTRIBUTIONS - GENERAL EXPLANATION STANFORD DOES NOT INCLUDE IN GIFT REVENUE TOTALS THE FOLLOWING TYPES OF NON-CASH CONTRIBUTIONS - ART - BOOKS AND PUBLICATIONS - COLLECTIBLES - HORSES IN MANY CASES, VALUES OF SUCH ITEMS ARE DIFFICULT AND EXPENSIVE TO ASCERTAIN AND CONFIRM FOR FINANCIAL STATEMENT PURPOSES AND THEREFORE ARE EXCLUDED FROM THE FINANCIAL STATEMENTS

2010

Open to Public Inspection

SCHEDULE O

(Form 990 or 990-EZ)

Supplemental Information to Form 990 or 990-EZ

Complete to provide information for responses to specific questions on
Form 990 or to provide any additional information.
▶ Attach to Form 990 or 990-EZ.

Department of the Treasury
Internal Revenue Service

Name of the organization STANFORD UNIVERSITY BOARD OF TRUSTEES OF THE LELAND STANFORD JUNIOR UNIVERSITY	Employer identification number 94-1156365
---	--

Identifier	Return Reference	Explanation
INDEX OF RESPONSES APPEARING IN SCHEDULE O		Form Reference Description ===== FORM 990, PAGE 1, LINE K FORM OF ORGANIZATION Form 990, Parts I and III, Line 1 Organization's Mission Form 990, Part I, Line 6 Volunteers Form 990, Part III, Line 4a-d Statement of Program Accomplishments Form 990, Part IV, Line 12A-12B How the Financial Statements were Audited Form 990, Part V, Line 4b Countries of Foreign Bank Accounts Form 990, Part VI, Section B, Line 11A Preparation and Review of the Form 990 Form 990, Part VI, Section A, Line 2, Section B, Line 12c, and Schedule L, Part IV Conflict of Interest Form 990, Part VI, Section B, Line 15 Compensation Determination Form 990, Part VI, Section C, Line 19 How Stanford Makes Its Governing Documents Available to the Public FORM 990, PART VII, SECTION B INDEPENDENT CONTRACTORS FORM 990, PART XI, LINE 5 OTHER CHANGES IN NET ASSETS OF FUND BALANCES Schedule K TAX EXEMPT BONDS Schedule K, Part I, Column C CUSIP Number Schedule K, Part I, Column F Description of Purpose for Tax-Exempt Bonds SCHEDULE K, PART II COMMERCIAL PAPER DEBT SCHEDULE K, PART II, LINE 3 TOTAL PROCEEDS SCHEDULE K, PART III REFINANCING SCHEUDLE K, PART III, LINES 4-5 PRIVATE BUSINESS USE SCHEUDLE K, PART IV FORM 8038-T SCHEDULE L, PART II LOANS TO/FROM INTERESTED PERSONS FORM 990, PAGE 1, LINE K FORM OF ORGANIZATION THE LELAND STANFORD JUNIOR UNIVERSITY WAS FOUNDED BY SENATOR AND MRS LELAND STANFORD ON NOVEMBER 11, 1885, IN MEMORY OF THEIR ONLY CHILD, LELAND, JR THE FOUNDING WAS ACCOMPLISHED BY A GRANT OF ENDOWMENT, KNOWN AS THE FOUNDING GRANT, WHICH CONVEYED IN TRUST TO A BOARD OF TRUSTEES CERTAIN PROPERTIES, DIRECTED THAT A UNIVERSITY BE ESTABLISHED AND OUTLINED THE OBJECTIVES AND GOVERNMENT OF THE UNIVERSITY SUBSEQUENT LEGISLATION IN THE STATE OF CALIFORNIA GRANTED THE UNIVERSITY CORPORATE POWERS EFFECTIVE 1901 ACCORDINGLY, STANFORD HAS ELECTED TO BE TREATED AS A CORPORATION FOR THE PURPOSES OF THE ADMINISTRATION OF FEDERAL AND STATE INCOME TAX LAW Form 990, Parts I and III, Line 1 Organization's Mission - CONTINUED FROM PART I, LINE 1 & PART III, LINE 1 STANFORD IS INTERNATIONALLY RECOGNIZED FOR THE QUALITY OF ITS TEACHING AND RESEARCH, ITS DISTINGUISHED FACULTY, AND ITS OUTSTANDING STUDENT BODY IN THE YEARS SINCE ITS FOUNDING IN 1885, STANFORD HAS GROWN TO OVER 1900 FACULTY MEMBERS AND AN ENROLLMENT OF APPROXIMATELY 6900 UNDERGRADUATE AND 8800 GRADUATE STUDENTS THE OBJECTIVE AND PURPOSES OF STANFORD UNIVERSITY, JANE AND LELAND STANFORD WROTE IN THEIR FOUNDING GRANT IN 1885, ARE "TO QUALIFY ITS STUDENTS FOR PERSONAL SUCCESS, AND DIRECT USEFULNESS IN LIFE TO PROMOTE THE PUBLIC WELFARE BY EXERCISING AN INFLUENCE IN BEHALF OF HUMANITY AND CIVILIZATION, TEACHING THE BLESSINGS OF LIBERTY REGULATED BY LAW, AND INCULCATING LOVE AND REVERENCE FOR THE GREAT PRINCIPLES OF GOVERNMENT AS DERIVED FROM THE INALIENABLE RIGHTS OF MAN TO LIFE, LIBERTY, AND THE PURSUIT OF HAPPINESS " FORM 990, PART I, LINE 6 VOLUNTEERS THERE ARE THOUSANDS OF ALUMNI AND FRIENDS OF STANFORD UNIVERSITY WHO VOLUNTEERED THEIR SERVICES TO STANFORD OVER THE COURSE OF THE YEAR THESE SERVICES RANGE FROM SERVING AS A MEMBER OF THE BOARD OF TRUSTEES OF THE UNIVERSITY TO BEING ON A FUNDRAISING COMMITTEE TO BEING ON AN ADVISORY BOARD OF AN INSTITUTE

Identifier	Return Reference	Explanation
FORM 990, PART III, LINE 4A	STATEMENT OF PROGRAM SERVICE ACCOMPLISHMENTS, CONTINUED FROM PAGE 3	(EXPENSES \$1,160,020,710 INCLUDING GRANTS OF \$32,549,385, REVENUE \$933,008,109) INSTRUCTIO N AND DEPARTMENTAL RESEARCH INCLUDES THE SALARIES, FRINGE BENEFITS AND SUPPLIES NECESSARY TO TEACH ABOUT 15,700 STUDENTS, INCLUDING 6,900 UNDERGRADUATE AND 8,800 GRADUATE AND PROF ESSIONAL SCHOOL STUDENTS STANFORD'S 1,900 -PERSON FACULTY INCLUDES 16 NOBEL PRIZE WINNERS AND FOUR PULITZER PRIZE WINNERS STANFORD HAS SEVEN SCHOOLS BUSINESS, EARTH SCIENCES, ED UCATION, ENGINEERING, HUMANITIES AND SCIENCES, LAW, AND MEDICINE CURRENT MULTIDISCIPLIN ARY INITIATIVES FOCUS ON WORLDWIDE PROBLEMS INVOLVING ENVIRONMENTAL SUSTAINABILITY, HUMAN HE ALTH, GLOBAL PEACE AND SECURITY, AND K-12 EDUCATION UNDERGRADUATES CHOOSE AMONG 60 MAJORS AND ARE ENCOURAGED TO LEARN CRITICAL THINKING SKILLS THROUGH RESEARCH STANFORD STRIVES F OR CLOSE INTERACTION WITH FACULTY TO PREPARE STUDENTS TO BE TOMORROW'S LEADERS FORM 990, PART III, LINE 4B (EXPENSES \$1,019,584,223 INCLUDING GRANTS OF \$31,731,413, REVENUE "NON PUBLIC" ONLY \$190,714,418) ORGANIZED RESEARCH RESEARCH IS INTEGRAL TO THE EDUCATIONAL MISS ION OF STANFORD AND INVOLVES FACULTY, GRADUATE STUDENTS, AND UNDERGRADUATES WHO SEEK NEW K NOWLEDGE IN SERVICE TO HUMANITY STANFORD FACULTY MEMBERS HAVE CONTRIBUTED TO ADVANCEMENTS IN HIGH TECHNOLOGY, INCLUDING THE CREATION OF DIGITAL SUBSCRIBER LINES, IDENTITY-BASED EN CRYPTION, GLOBAL POSITIONING SYST EMS AND THE REDUCED INSTRUCTION SET COMPUTER, AMONG OTHER DISCOVERIES, DISEASE IDENTIFICATION AND MANAGEMENT, INCLUDING PROGRAMS USED BY MORE THAN 500 ORGANIZATIONS WORLDWIDE CONCERNED WITH CHRONIC HEALTH PROBLEMS SUCH AS ARTHRITIS AND H IV/AIDS, AND GENOME SEQUENCING, INCLUDING DISCOVERIES THAT CREATED THE FIELD OF GENETIC EN GINEERING TODAY'S STANFORD FACULTY MEMBERS ARE LEADERS IN STEM CELL RESEARCH, NANOTECHNOL OGY, BIOENGINEERING, COMPUTING TECHNOLOGY, REFORM OF OUR NATION'S SCHOOLS AND ENVIRONMENA L SUSTAINABILITY THROUGH BOTH BASIC AND APPLIED RESEARCH, STANFORD IS COMMITTED TO PROVID ING NEW KNOWLEDGE THAT FUELS OUR NATIONAL ECONOMY AND TO TRAINING GRADUATE STUDENTS WHO WI LL BECOME TOMORROW'S TEACHERS AND RESEARCHERS STANFORD FACULTY MEMBERS ARE KNOWN FOR THEI R ABILITY TO CROSS INTERDISCIPLINARY BOUNDARIES TO CREATE TEAMS OF RESEARCHERS ABLE TO PRO VIDE NEW INSIGHTS TO COMPLEX, WORLDWIDE PROBLEMS SPECIFICALLY, STANFORD RESEARCHERS ARE F OCUSING THEIR RESOURCES TO MAKE GROUNDBREAKING ADVANCES THAT WILL LEAD TO IMPROVEMENTS IN HUMAN HEALTH, ENVIRONMENTAL SUSTAINABILITY, GLOBAL PEACE AND SECURITY, AND K-12 EDUCATION FORM 990, PART III, LINE 4C (EXPENSES \$674,734,845 INCLUDING GRANTS OF \$1,062,099, REVENU E \$621,597,020) UNIVERSITY AUXILIARY ACTIVITIES INCLUDES AMONG OTHERS PATIENT CARE, STUDE NT RESIDENCE AND DINING (R&DE), AND INTER-COLLEGIATE ATHLETIC PROGRAMS RESIDENTIAL & DINI NG ENTERPRISES (R&DE) GENERATES REVENUES PRIMARILY THROUGH STUDENT ROOM AND BOARD, CONFERE NCE FEES, AND OTHER ENTERPRISES R&DE HOUSES 6,260 UNDERGRADUATE RESIDENTS (96% OF TOTAL U NDERGRADUATE STUDENTS) AND 4,760 GRADUATE RESIDENTS (56% OF TOTAL GRADUATE STUDENTS) AND S ERVES 12,000 MEALS PER DAY (4,036 STUDENTS ON MEAL PLAN), WHILE PROVIDING STEWARDSHIP FOR 5 MILLION SQ FT OF PHY SICAL PLANT (OVER 1/3 OF CAMPUS) THE UNIVERSITY AND R&DE HAVE BEEN INVESTING IN THE RESIDENTIAL EDUCATION PROGRAM TO FOSTER AN ENVIRONMENT OF INTELLECTUAL, E DUCATIONAL, AND COMMUNITY-BUILDING ACTIVITIES IN STUDENT RESIDENCES FORM 990, PART III, L INE 4D OTHER PROGRAM SERVICES (EXPENSES \$560,139,486 INCLUDING GRANTS OF \$277,405,043) ACA DEMIC SUPPORT AND PUBLIC SERVICE 285,755,998 STUDENT FINANCIAL AID 230,307,218 SLAC CONSTR UCTION AND OTHER 44,076,270 _____ TOTAL OTHER PROGRAM SERVICE EXPENSES 560,139,486 A CADEMIC SUPPORT AND PUBLIC SERVICE STANFORD'S 17 MAIN AND BRANCH LIBRARIES INCLUDE MORE T HAN 9 1 MILLION VOLUMES, 2 3 MILLION AUDIOVISUAL MATERIALS, 83,000 CURRENT SERIALS, THOUSA NDS OF DIGITAL RESOURCES, AND 5 7 MILLION MICROFORM HOLDINGS SPECIAL COLLECTIONS INCLUDE ABOUT 290,000 RARE BOOKS AND MORE THAN 59 MILLION PAGES OF MATERIALS STANFORD UNIVERSITY PRESS PUBLISHES ABOUT 130 BOOKS PER YEAR, TWO-THIRDS OF WHICH ARE SCHOLARLY MONOGRAPHS AND TEXTBOOKS IN THE HUMANITIES AND THE SOCIAL SCIENCES HIGHWIRE PRESS IS AN ELECTRONIC JOUR NAL DEVELOPING AND HOSTING SERVICE THAT PRODUCES THE ONLINE VERSIONS OF 1,665 PEER-REVIEWE D JOURNALS AND OTHER SCHOLARLY CONTENT THE STANFORD UNIVERSITY NETWORK INCLUDES MORE THAN 150,000 COMPUTERS WITH ASSIGNED INTERNET PROTOCOL ADDRESSES MORE THAN 9 5 TERABYTES OF D ATA FLOW BETWEEN SUNET AND THE INTERNET EACH DAY STUDENT SERVICES INCLUDE, AMONG OTHERS, THE DEAN OF STUDENTS OFFICE, THE REGISTRAR, THE ADMISSIONS OFFICE, THE FINANCIAL AID OFFIC E, AND THE OFFICE FOR RELIGIOUS LIFE STUDENT FINANCIAL AID INCLUDES MERIT AND NEED-BASED SCHOLARSHIPS AND FELLOWSHIPS SLAC CONSTRUCTION AND OTHER THE UNIVERSITY MANAGES AND OPE RATES THE SLAC NATIONAL ACCELERATOR LABORATORY FOR THE DEPARTMENT OF ENERGY ("DOE") UNDER A MANAGEMENT AND OPERATING CONTRACT REVENUES AND

Identifier	Return Reference	Explanation
FORM 990, PART III, LINE 4A	STATEMENT OF PROGRAM SERVICE ACCOMPLISHMENTS, CONTINUED FROM PAGE 3	EXPENDITURES ARE INCLUDED IN STANFORD'S FINANCIAL STATEMENTS, ASSETS AND LIABILITIES ARE CARRIED ON DOE'S BOOKS. ACCORDINGLY, CONSTRUCTION EXPENDITURES ARE RECORDED AS EXPENDITURES HEREIN. FORM 990 PART IV, LINES 12A AND 12B HOW THE FINANCIAL STATEMENTS WERE AUDITED. STANFORD'S CONSOLIDATED FINANCIAL STATEMENTS AS OF AND FOR THE YEARS ENDED AUGUST 31, 2011 AND AUGUST 31, 2010 WERE AUDITED BY THE ACCOUNTING FIRM OF PRICEWATERHOUSECOOPERS ("PWC"). AS REQUIRED BY GENERALLY ACCEPTED ACCOUNTING PRINCIPLES, THE UNIVERSITY'S FINANCIAL STATEMENTS ARE PREPARED ON A CONSOLIDATED BASIS AND INCLUDE THE UNIVERSITY ACCOUNTS AND THOSE OF STANFORD HOSPITAL AND CLINICS AND THE LUCILE SALTER PACKARD CHILDREN'S HOSPITAL AT STANFORD ("THE HOSPITALS"). THE FINANCIAL STATEMENTS DISCLOSE SEPARATELY THE ACCOUNTS OF THE UNIVERSITY FROM THOSE OF THE HOSPITALS. UNDER SEPARATE COVER, THE HOSPITALS PROVIDE AUDITED FINANCIAL STATEMENTS OF THEIR OWN ACCOUNTS. PWC UTILIZES SEPARATE AUDIT TEAMS TO CONDUCT THE AUDIT ENGAGEMENTS OF STANFORD AND THE HOSPITALS. EACH AUDIT IS CONDUCTED BY QUALIFIED PROFESSIONAL ACCOUNTANTS WITH AUDIT PLANS DESIGNED FROM THE SEPARATE ACCOUNTS FOR THE RESPECTIVE ENTITIES, IN ACCORDANCE WITH GENERALLY ACCEPTED AUDITING STANDARDS. STANFORD'S FORM 990 REPRESENTS THE ACCOUNTS OF THE UNIVERSITY. THE HOSPITALS FILE THEIR OWN SEPARATE 990 FORMS.

Identifier	Return Reference	Explanation
FORM 990, PART V, LINE 4b	COUNTRIES OF FOREIGN BANK ACCOUNTS	STANFORD HAS AN INTEREST IN OR SIGNATURE AUTHORITY OVER BANK AND INVESTMENT ACCOUNTS IN THE FOLLOWING COUNTRIES AUSTRALIA BELGIUM BRAZIL CANADA CAYMAN ISLANDS CHANNEL ISLANDS CHINA DENMARK FINLAND FRANCE GERMANY HONG KONG HUNGARY INDIA INDONESIA ISRAEL ITALY JAPAN LUXEMBOURG MALAYSIA MAURITIUS MEXICO NETHERLANDS NEW ZEALAND NORWAY PHILIPPINES QATAR SINGAPORE SOUTH AFRICA SOUTH KOREA SPAIN SWEDEN SWITZERLAND TAIWAN THAILAND TURKEY UNITED KINGDOM

Identifier	Return Reference	Explanation
FORM 990, PART VI, SECTION B, LINE 11A	PREPARATION AND REVIEW OF THE FORM 990	EACH YEAR, THE UNIVERSITY HAS ITS FINANCIAL STATEMENTS AUDITED BY THE INDEPENDENT ACCOUNTING FIRM OF PRICEWATERHOUSECOOPERS (PWC) DATA FOR THE 990 IS EXTRACTED FROM THE AUDITED FINANCIAL STATEMENTS AND SUPPLEMENTAL INFORMATION COMPENSATION DATA REPORTED ON SCHEDULE J IS EXTRACTED FROM PAYROLL RECORDS, AND IN EACH CASE CONFIRMED BY THE REPORTED INDIVIDUAL THIS RETURN IS PREPARED BY THE TAX DEPARTMENT AND REVIEWED BY EXTERNAL ACCOUNTANTS (PWC), SENIOR MANAGEMENT, AND THE BOARD OF TRUSTEES OF THE UNIVERSITY THE FINAL VERSION IS THEN SIGNED BY THE SENIOR ASSOCIATE VICE PRESIDENT FOR FINANCE AND PWC AS PAID PREPARER

Identifier	Return Reference	Explanation
FORM 990, PART VI, SECTION A, LINE 2, SECTION B, LINE 12C, AND		<p>SCHEDULE L, PART IV CONFLICT OF INTEREST MEMBERS OF THE UNIVERSITY'S BOARD OF TRUSTEES ("TRUSTEES"), OFFICERS AND FACULTY MAY, FROM TIME TO TIME, BE ASSOCIATED, EITHER DIRECTLY OR INDIRECTLY, WITH ENTITIES DOING BUSINESS WITH THE UNIVERSITY. THE UNIVERSITY HAS CONFLICT OF INTEREST POLICIES THAT ARE STRICTLY ENFORCED TO ENSURE THAT ALL TRANSACTIONS WITH THESE PARTIES ARE ARM'S LENGTH, AND THERE IS NO FAVORABLE TREATMENT AS A RESULT OF THESE RELATIONSHIPS. CONFLICTS OF INTEREST ARE REGULARLY MONITORED, AND THE WRITTEN CONFLICT OF INTEREST POLICY IS CONSISTENTLY ENFORCED. UNIVERSITY-WIDE COMPLIANCE INITIATIVES INCLUDE TRAINING AND DOCUMENTATION, REQUIRED ANNUAL DISCLOSURE AND FOLLOW-UP, MANAGEMENT CONTROLS, ENTERPRISE RISK MANAGEMENT, REGULAR INTERNAL AND EXTERNAL AUDITS, WHISTLE-BLOWER PROVISIONS, SUPERVISION, AND REVIEW. VIOLATIONS ARE ADDRESSED THROUGH VARIOUS SANCTIONS, INCLUDING FINANCIAL PENALTIES AND TERMINATION, DEPENDING UPON THE NATURE AND DEGREE OF THE CONFLICT. FOR OFFICERS, THE UNIVERSITY REQUIRES ANNUAL DISCLOSURE OF SIGNIFICANT FINANCIAL INTERESTS IN EMPLOYMENT OR CONSULTING RELATIONSHIPS WITH ENTITIES DOING BUSINESS WITH THE UNIVERSITY. THESE ANNUAL DISCLOSURES COVER BOTH OFFICERS AND THEIR IMMEDIATE FAMILY. WHEN SUCH ASSOCIATIONS EXIST, MEASURES ARE TAKEN TO APPROPRIATELY MANAGE, IN THE BEST INTERESTS OF THE UNIVERSITY, ANY ACTUAL OR PERCEIVED CONFLICT. FACULTY MUST COMPLY WITH THE FACULTY CONFLICT OF INTEREST POLICY, WHICH REQUIRES ANNUAL CERTIFICATION OF COMPLIANCE WITH THE POLICY AND DISCLOSURE OF INTERESTS IN OUTSIDE ENTITIES THAT ARE SPONSORS OF THEIR TEACHING OR RESEARCH OR OTHER TRANSACTIONS WITH THE UNIVERSITY IN WHICH THEY ARE INVOLVED. ALL PERSONAL FINANCIAL INTERESTS RELATED TO STANFORD ACTIVITIES MUST BE REPORTED, REGARDLESS OF DOLLAR AMOUNT. FOR TRUSTEES, THE UNIVERSITY HAS A WRITTEN CONFLICT OF INTEREST POLICY THAT REQUIRES, AMONG OTHER THINGS, THAT NO MEMBER OF THE BOARD OF TRUSTEES IS PERMITTED TO PARTICIPATE IN ANY DECISION RELATING TO AN ENTITY IN WHICH HE OR SHE (OR AN IMMEDIATE FAMILY MEMBER) HAS A MATERIAL FINANCIAL INTEREST. THE CONFLICT OF INTEREST POLICY ALSO PRECLUDES THE UNIVERSITY FROM ENTERING INTO CERTAIN TRANSACTIONS WITH AN ENTITY IN WHICH A TRUSTEE HAS A MATERIAL FINANCIAL INTEREST UNLESS MEASURES ARE TAKEN TO MITIGATE ANY ACTUAL OR PERCEIVED CONFLICT. NAMELY, THE POLICY REQUIRES THAT SUCH TRANSACTIONS ARE CONDUCTED AT ARM'S LENGTH, FOR GOOD AND SUFFICIENT CONSIDERATION, BASED ON TERMS THAT ARE FAIR AND REASONABLE TO AND FOR THE BENEFIT OF THE UNIVERSITY, AND OTHERWISE IN ACCORDANCE WITH SOUND CONFLICT MANAGEMENT PRACTICES. THE CONFLICT OF INTEREST POLICY REQUIRES EACH TRUSTEE TO CERTIFY COMPLIANCE WITH THE CONFLICT OF INTEREST POLICY ON AN ANNUAL BASIS. DIRECTORS OF THE STANFORD MANAGEMENT COMPANY ("SMC") ARE ALSO SUBJECT TO SIMILAR PROVISIONS AND RESTRICTIONS APPEARING IN SMC'S SEPARATE WRITTEN CONFLICT OF INTEREST POLICY. IN ADDITION, SMC IS PROHIBITED FROM MAKING AN INVESTMENT THAT WOULD BE AN INTERESTED TRANSACTION WITH AN SMC DIRECTOR. SUBJECT TO THE POLICIES AND PROVISIONS OUTLINED ABOVE, AND WITHIN A WELL-DIVERSIFIED PORTFOLIO OF OVER 600 INDIVIDUAL ALTERNATIVE INVESTMENTS THAT SPAN MOST REGIONS OF THE WORLD AND MOST OF THE APPROPRIATE ASSET CLASSES FOR INVESTMENTS OF THIS NATURE, STANFORD MAY FROM TIME TO TIME INVEST ASSETS IN CERTAIN PARTNERSHIPS IN WHICH A TRUSTEE HAS A DIRECT OR INDIRECT GENERAL PARTNERSHIP INTEREST. SUCH INVESTMENTS ARE MADE BASED ON COMPELLING HISTORICAL PERFORMANCE AND TRACK RECORDS OF THE MANAGERS. THE INVESTMENT STRATEGIES OF THESE MANAGERS WERE ALSO ADDITIVE TO THE EXISTING PORTFOLIO AT THE TIME OF THE INVESTMENTS. IN ACCORDANCE WITH ITS CONTRACTUAL ARRANGEMENTS AS A GENERAL OR LIMITED PARTNER, WHICH ARE SIMILAR TO THOSE OF ALL OTHER INVESTORS IN SUCH ENTITIES, STANFORD IS REQUIRED, FROM TIME TO TIME, TO MAKE ADDITIONAL INVESTMENTS IN SUCH PARTNERSHIPS AND RECEIVES CASH DISTRIBUTIONS FROM REDEMPTION OR OTHER DISTRIBUTION OF PRINCIPAL, AS WELL AS ITS PRO-RATA SHARE OF EARNINGS AND OTHER GAINS GENERATED BY THE PARTNERSHIP, NET OF ANY FEES OR CARRIED INTEREST DILUTION OF THE GENERAL PARTNER. IN THE YEAR ENDED AUGUST 31, 2011, TRANSACTIONS WITH THE FOLLOWING TRUSTEES ROSE TO THE LEVEL OF DISCLOSURE REQUIRED BY THE IRS. WITH RESPECT TO STANFORD INVESTMENTS WHERE ROBERT BASS, A TRUSTEE, HAD A DIRECT OR INDIRECT INTEREST AS A PARTNER, THE UNIVERSITY INVESTED \$9,077,323 (0.05% OF TOTAL INVESTMENTS DURING THE YEAR ENDED AUGUST 31, 2011) AND RECEIVED DISTRIBUTIONS OF \$14,361,122. WITH RESPECT TO STANFORD INVESTMENTS WHERE THOMAS STEYER, A TRUSTEE, HAD A DIRECT OR INDIRECT INTEREST AS A GENERAL PARTNER, THE UNIVERSITY INVESTED \$18,192,982 (0.10% OF TOTAL INVESTMENTS DURING THE YEAR ENDED AUGUST 31, 2011) AND RECEIVED DISTRIBUTIONS OF \$28,320,455. WITH RESPECT TO STANFORD INVESTMENTS WHERE STEVEN DENNING, A TRUSTEE, HAD A DIRECT OR INDIRECT FINANCIAL INTEREST AS A GENERAL PARTNER, THE UNIVERSITY INVESTED \$20,584,282 (0.12% OF TOTAL INVESTMENT).</p>

Identifier	Return Reference	Explanation
FORM 990, PART VI, SECTION A, LINE 2, SECTION B, LINE 12C, AND		<p>ENTS) AND RECEIVED DISTRIBUTIONS OF \$16,921,706 WITH RESPECT TO STANFORD INVESTMENTS WHERE ANN LAMONT, A TRUSTEE, HAD A DIRECT OR INDIRECT FINANCIAL INTEREST AS A GENERAL PARTNER, THE UNIVERSITY INVESTED \$3,661,242 (0.02% OF TOTAL INVESTMENTS) AND RECEIVED DISTRIBUTIONS OF \$6,728,992 IN AGGREGATE, REPORTABLE TRANSACTIONS RELATING TO ALL SUCH INVESTMENT RELATIONSHIPS WITH TRUSTEES AMOUNTED TO AN INVESTMENT BY STANFORD OF \$51,515,831 (0.29% OF TOTAL INVESTMENTS) AND A RETURN TO STANFORD OF \$66,332,275. PARTNERSHIPS IN WHICH MR. BASS OWNS A DIRECT OR INDIRECT PARTNERSHIP INTEREST RENTED FACILITIES DIRECTLY OR INDIRECTLY OWNED BY STANFORD UNIVERSITY AND PAID RENT AT FAIR MARKET RATES TO STANFORD IN THE AMOUNT OF \$3,304,575, DURING THE YEAR ENDED 8/31/2011. JOHN HENNESSY, PRESIDENT AND A TRUSTEE, IS A MEMBER OF THE BOARD OF DIRECTORS OF CISCO SYSTEMS, INC. (CISCO) AND GOOGLE INC. (GOOGLE). THE UNIVERSITY PURCHASES GOODS AND SERVICES FROM CISCO AND GOOGLE IN THE NORMAL COURSE OF BUSINESS AND ALL PURCHASES ARE MADE, AT ARM'S LENGTH, IN ACCORDANCE WITH STANFORD PROCUREMENT POLICIES AND PROCEDURES. MR. HENNESSY DOES NOT PARTICIPATE IN ANY DECISIONS WITH RESPECT TO THESE COMPANIES. DURING THE YEAR ENDED AUGUST 31, 2011, STANFORD PURCHASES FROM CISCO AND GOOGLE AMOUNTED TO \$2,300 AND \$433,977 RESPECTIVELY. KAVITARK RAM SHRIRAM, A TRUSTEE, IS ALSO A DIRECTOR AT GOOGLE. JERRY YANG, A TRUSTEE, IS ALSO A DIRECTOR OF CISCO. CONSISTENT WITH THE UNIVERSITY MISSION OF SHARING AND DISSEMINATING KNOWLEDGE, STANFORD PROVIDES BOOKS TO THE GOOGLE BOOK SEARCH PROJECT, WHICH IS CURRENTLY THE SUBJECT OF LITIGATION. OVER THE PAST SEVEN YEARS GOOGLE HAS SCANNED ABOUT 3 MILLION BOOKS OWNED BY STANFORD AT NO COST TO STANFORD. PRESIDENT HENNESSY HAS NOT BEEN INVOLVED IN ANY OF THE NEGOTIATIONS OR DECISIONS INVOLVING THE GOOGLE BOOK SEARCH PROJECT. RANDALL LIVINGSTON, AN OFFICER, WAS A DIRECTOR FOR PACIFIC BIOSCIENCES, INC. DURING FY11, STANFORD PURCHASED \$786,000 OF GOODS AND SERVICES FROM PACIFIC BIOSCIENCES. CONSISTENT WITH POLICY, MR. LIVINGSTON RECUSED HIMSELF WITH RESPECT TO THESE TRANSACTIONS. Ruth Porat, a trustee, serves as an officer of Morgan Stanley. Under a contract executed prior to the commencement of her trustee service, Morgan Stanley acts as remarketing agent and broker dealer for certain of Stanfords tax-exempt securities. Total fees would comprise an insignificant amount of the total revenues of Morgan Stanley and the expenses of the University. Penny Pritzker, a trustee, serves as a board member of the Hyatt Group. Under a contract executed prior to the commencement of Ms. Pritzkers service, a subsidiary of the Hyatt Group paid the University \$5,131,000 in rent for property on which Vi at Palo Alto, a continuing care community, operates. ISAAC STEIN, A TRUSTEE, IS A DIRECTOR OF THE NON-PROFIT IRVINE FOUNDATION, WHERE JAMES CANALES, A TRUSTEE, SERVES AS CHIEF EXECUTIVE OFFICER. DURING THE FISCAL YEAR ENDED AUGUST 31, 2011 STANFORD RECEIVED \$1,112,979 IN GRANTS FROM THE IRVINE FOUNDATION. ALL RELATIONSHIPS DESCRIBED ABOVE ARE IN FULL COMPLIANCE WITH THE CONTROLLING POLICIES. THESE DISCLOSURES DO NOT INCLUDE TRANSACTIONS IN WHICH A TRUSTEE, OFFICER OR FAMILY MEMBER THEREOF PAYS TUITION, ROOM AND/OR BOARD COSTS OR RECEIVES FINANCIAL AID OR WORK/STUDY ASSISTANCE FOR A STUDENT AT THE UNIVERSITY. THE UNIVERSITY PAYS REASONABLE COMPENSATION AND REIMBURSEMENT OF EXPENSES FOR EMPLOYEES OF THE UNIVERSITY AND REASONABLE REIMBURSEMENT OF EXPENSES (AND NO COMPENSATION) FOR TRUSTEES.</p>

Identifier	Return Reference	Explanation
FORM 990, PART VI, SECTION B, LINE 15	COMPENSATION DETERMINATION	<p>THE ANNUAL PROCESS FOR DETERMINING COMPENSATION OF BOTH THE TOP MANAGEMENT OFFICIAL (PRESIDENT OF THE UNIVERSITY) AND OF OTHER OFFICERS/KEY EMPLOYEES INCLUDES REVIEW AND APPROVAL BY INDEPENDENT PERSONS, USE OF COMPARABILITY DATA AND CREATION OF CONTEMPORANEOUS SUBSTANTIATION OF THE DELIBERATION AND DECISION IN THE CASE OF THE UNIVERSITY'S PRESIDENT, THE VICE PRESIDENT OF HUMAN RESOURCES, AT A PRELIMINARY MEETING WITH A SUBCOMMITTEE OF THE COMMITTEE ON COMPENSATION, PRESENTS AN ANALYSIS OF CURRENT RELEVANT MARKET DATA OBTAINED FROM AN INDEPENDENT HUMAN RESOURCE CONSULTING FIRM. THE SAME MATERIALS ARE SENT TO THE FULL COMMITTEE AT THE MEETING OF THE FULL COMMITTEE AND IN THE ABSENCE OF THE PRESIDENT, DISCUSSION OCCURS PRIOR TO A VOTE. MINUTES OF BOTH MEETINGS ARE ON FILE IN THE OFFICE OF THE VICE PRESIDENT OF HUMAN RESOURCES. IN THE CASE OF OTHER OFFICERS/KEY EMPLOYEES, PER GUIDELINES IN THE COMMITTEE'S EXECUTIVE COMPENSATION POLICY AND PROCEDURES DOCUMENT, EACH YEAR THE VICE PRESIDENT OF HUMAN RESOURCES PROVIDES CURRENT RELEVANT MARKET DATA AND THE HISTORICAL PAY INFORMATION RELATING TO THESE PERSONS TO THE PRESIDENT OR TO THE PROVOST BASED ON THE REPORTING STRUCTURE. THE PRESIDENT AND PROVOST PROPOSE CHANGES IN COMPENSATION BASED ON EACH INDIVIDUAL'S PERFORMANCE AND ON THE MARKET DATA. THE COMMITTEE ON COMPENSATION REVIEWS THE RECOMMENDATIONS AND, FOLLOWING DISCUSSION, APPROVES THE RECOMMENDATIONS AS SUBMITTED OR WITH MODIFICATIONS. MINUTES OF THE MEETING ARE ON FILE IN THE OFFICE OF THE VICE PRESIDENT OF HUMAN RESOURCES.</p> <p>FORM 990, PART VI, SECTION C, LINE 19 HOW STANFORD MAKES ITS GOVERNING DOCUMENTS AVAILABLE TO THE PUBLIC STANFORD UNIVERSITY MAKES ITS GOVERNING DOCUMENTS, CONFLICT OF INTEREST POLICY, AND FINANCIAL STATEMENTS AVAILABLE TO THE GENERAL PUBLIC ON STANFORD'S WEBSITE. FORM 990, PART VII, SECTION B INDEPENDENT CONTRACTORS IN THE PRESENTATION OF THE DATA APPEARING IN FORM 990, PART VII, SECTION B, STANFORD REPORTS DIRECT CASH COMPENSATION PAID TO PROFESSIONAL INDEPENDENT CONTRACTORS COMMISSIONS, DISCOUNTS, AND MANAGEMENT FEES EMBEDDED IN AND/OR DEDUCTED FROM INVESTMENT RETURNS AND AMOUNTS PROVIDED TO VENTURE CAPITAL, PRIVATE EQUITY, AND HEDGE FUND GENERAL PARTNERS DUE TO THEIR "CARRIED INTEREST" IN PARTNERSHIPS WHICH STANFORD PARTICIPATES ARE NOT CONSIDERED IN THIS REPORTING. FORM 990, PART XI, LINE 5 OTHER CHANGES IN NET ASSETS OF FUND BALANCES NET UNREALIZED GAINS (LOSSES) ON INVESTMENTS \$2,443,864,505 ADJUSTMENT TO EQUITY RELATING TO LIVING TRUSTS AND DERIVATIVES (INCLUDES FINANCIAL STATEMENT ROUNDING \$2) \$99,471,777 \$2,543,336,282 SCHEDULE K, TAX-EXEMPT BONDS FOR MORE THAN 30 YEARS, STANFORD AND THE MANY COMMUNITIES AND CONSTITUENCIES IT SERVES HAVE BENEFITED FROM TAX-EXEMPT BORROWING THROUGH THE CALIFORNIA EDUCATIONAL FACILITIES AUTHORITY. THE UNIVERSITY USES GENEROUS DONOR GIFTS, UNIVERSITY RESERVES AND TAXABLE DEBT, IN ADDITION TO PROCEEDS FROM TAX-EXEMPT BORROWING, TO FUND THE CONSTRUCTION OF ACADEMIC BUILDINGS, RESEARCH SUPPORT FACILITIES, RESIDENCES AND OTHER CAMPUS HOUSING, ROADS AND INFRASTRUCTURE. THESE FACILITIES HAVE, IN TURN, ENABLED THE UNIVERSITY TO ATTRACT OUTSTANDING FACULTY AND STUDENTS AND TO MORE EFFECTIVELY PERFORM INTERDISCIPLINARY RESEARCH DESIGNED TO ADDRESS FUNDAMENTAL WORLD PROBLEMS IN HEALTH, SUSTAINABILITY, SECURITY AND K-12 EDUCATION. THE NEW FACILITIES PROVIDE THE STANFORD COMMUNITY WITH THE MOST ADVANCED TECHNOLOGY AND ENVIRONMENT FOR TEACHING, LEARNING AND RESEARCH. THE FUNDING ALSO HAS PLAYED A KEY ROLE IN ENABLING STANFORD TO MEET SEISMIC AND OTHER FEDERAL AND STATE BUILDING REQUIREMENTS. THE FOLLOWING ARE EXAMPLES OF BUILDINGS FUNDED IN PART THROUGH TAX-EXEMPT DEBT:</p> <p>A. THE YANG YAMAZAKI ENVIRONMENTAL AND ENERGY BUILDING IS THE HUB OF STANFORD'S ENVIRONMENTAL SUSTAINABILITY TEACHING AND RESEARCH. IT IS A MODEL FOR SUSTAINABILITY BUILDING STANDARDS, USING 56 PERCENT LESS ENERGY AND 90 PERCENT LESS POTABLE WATER THAN A TRADITIONALLY CONSTRUCTED BUILDING OF ITS SIZE.</p> <p>B. THE LIKASHING CENTER FOR LEARNING AND KNOWLEDGE BRINGS TOGETHER CUTTING-EDGE MEDICINE, MODERN EDUCATION AND ADVANCED TECHNOLOGY TO TRAIN THE PHYSICIANS OF TOMORROW. MEDICAL STUDENTS PRACTICE LIFE-SAVING SKILLS IN REALISTIC SIMULATIONS AND LEARN TO APPLY RESEARCH TO BEDSIDE TREATMENTS. THE CENTER IS A GATHERING PLACE FOR MEDICAL EXPERTS TO SHARE RESEARCH AND HEALTH CARE INSIGHTS AND TO BRING THEIR COMBINED EXPERTISE TO BEAR ON THE WORLD'S GREATEST HEALTH CHALLENGES.</p> <p>C. THE CENTER FOR NANOSCALE SCIENCE AND TECHNOLOGY FOSTERS COLLABORATIVE DEVELOPMENT IN THIS BURGEONING NEW SCIENCE. SCIENTISTS AT THE CENTER ARE STUDYING HOW TO CREATE MATERIALS AND DEVICES NO BIGGER THAN ONE-BILLIONTH OF A METER, WITH DIRECT AND ECONOMICALLY VIABLE APPLICATIONS TO MEDICINE, ENERGY AND COMMUNICATIONS.</p> <p>D. THE HUANG ENGINEERING CENTER HOUSES THE SCHOOL OF ENGINEERING, WHOSE TIES TO THE HIGH-TECHNOLOGY INDUSTRY CONTINUE TO FUEL THE GROWTH AND ECONOMY OF SILICON VALLEY AND NORTHERN CALIFORNIA. THE SCH</p>

Identifier	Return Reference	Explanation
FORM 990, PART VI, SECTION B, LINE 15	COMPENSATION DETERMINATION	CHOOL OF ENGINEERING IS WORLD RENOWNED FOR PUSHING THE FRONTIERS OF MODERN SCIENCE AND ENGINEERING, ESPECIALLY IN THE FIELDS OF COMPUTER SCIENCE, BIOENGINEERING AND ENVIRONMENTAL SUSTAINABILITY. THE LORRY I LOKEY STEM CELL RESEARCH BUILDING OPENED IN 2010 AND IS THE LARGEST DEDICATED STEM CELL RESEARCH BUILDING IN THE COUNTRY. THE BUILDING HOUSES THE STANFORD STEM CELL BIOLOGY AND REGENERATIVE MEDICINE INSTITUTE, WHICH INTEGRATES RESEARCHERS FROM CANCER, NEUROSCIENCE, CARDIOVASCULAR MEDICINE, TRANSPLANTATION, IMMUNOLOGY, BIOENGINEERING AND DEVELOPMENTAL BIOLOGY. ALL ARE FOCUSED ON MAKING DISCOVERIES IN STEM CELL RESEARCH AND QUICKLY TRANSLATING THEM INTO PRECLINICAL APPLICATIONS, INNOVATIVE THERAPIES AND TREATMENTS. THE MUNGER GRADUATE RESIDENCE IS A FIVE-BUILDING HOUSING COMPLEX FOR 600 STANFORD LAW AND OTHER GRADUATE STUDENTS. IT IS A SIGNIFICANT INVESTMENT BY STANFORD IN MITIGATING TRAFFIC AND OTHER ENVIRONMENTAL CONCERNS AS IT GREATLY REDUCES THE NUMBER OF PEOPLE DRIVING TO CAMPUS DAILY.

Identifier	Return Reference	Explanation
FORM 990, SCHEDULE K, PART I, COLUMN C		<p>CUSIP NUMBER CEFA TAX EXEMPT COMMERCIAL PAPER ("TECP") DATED 5/22/08 WAS ASSIGNED A UNIQUE BLOCK OF 900 CUSIP NUMBERS UPON ISSUANCE. A NEW CUSIP NUMBER IS ASSIGNED TO EACH TRANCHE OF TECP THAT IS ISSUED. THE CUSIP NUMBER LISTED IS THE FIRST CUSIP NUMBER IN THE SERIES AND WAS ASSIGNED AT THE ORIGINAL ISSUANCE DATE, 5/22/08. FORM 990, SCHEDULE K, PART I, COLUMN F</p> <p>DESCRIPTION OF PURPOSE FOR TAX-EXEMPT BONDS: A. CALIFORNIA EDUCATIONAL FACILITIES AUTHORITY CP - CAPITAL EXPENDITURES FOR EDUCATIONAL FACILITIES. REFUND PRIOR COMMERCIAL PAPER NOTES ISSUED 5/2/2008 AND 3/24/2008 THAT WERE PART OF THE SAME PROGRAM. COSTS OF ISSUANCE. B. CALIFORNIA EDUCATIONAL FACILITIES AUTHORITY S - CAPITAL EXPENDITURES FOR EDUCATIONAL FACILITIES. REFUND CEFA SERIES L-8 ISSUED 10/30/2001, REFUND CEFA SERIES L-9 ISSUED 10/31/2001, REFUND CEFA TAX EXEMPT COMMERCIAL PAPER REVENUE NOTES ISSUED 3/18/03. COSTS OF ISSUANCE. C. CALIFORNIA EDUCATIONAL FACILITIES AUTHORITY T-1 AND T-3 - CAPITAL EXPENDITURES FOR EDUCATIONAL FACILITIES, CAPITAL EQUIPMENT, LAND IMPROVEMENTS, UTILITIES AND SYSTEMS. REFUND CEFA TAX EXEMPT COMMERCIAL PAPER NOTES ISSUED ON VARIOUS DATES. COSTS OF ISSUANCE. D. CALIFORNIA EDUCATIONAL FACILITIES AUTHORITY T-4 - REFUND PRIOR COMMERCIAL PAPER NOTES ISSUED ON OR ABOUT MARCH 3, 2008 AND MARCH 6, 2008. COSTS OF ISSUANCE. E. CALIFORNIA EDUCATIONAL FACILITIES AUTHORITY T-5 - REFUND \$59,180,000 OF CEFA SERIES P REVENUE BONDS - ISSUED MARCH 30, 1999. F. CALIFORNIA EDUCATIONAL FACILITIES AUTHORITY U-1 - REFUND \$136,200,000 OF TAXABLE AND TAX-EXEMPT COMMERCIAL PAPER NOTES ISSUED ON VARIOUS DATES. COSTS OF ISSUANCE, AND CAPITAL EXPENDITURES FOR EDUCATIONAL FACILITIES. SCHEDULE K, PART II COMMERCIAL PAPER DEBT FOR CEFA CP, PART II, LINE 3 IS THE MAXIMUM AMOUNT OF COMMERCIAL PAPER THAT IS AUTHORIZED UNDER THAT ISSUE. AT AUGUST 31, 2011, COMMERCIAL PAPER DEBT OUTSTANDING WAS \$92,682,000. ADDITIONAL AMOUNTS SPENT REPRESENT INVESTMENT EARNINGS. SCHEDULE K, PART II, LINE 3 TOTAL PROCEEDS THE DIFFERENCE BETWEEN LINE 3 AND SCHEDULE K, PART I, COLUMN (E) AMOUNTS REPRESENTS INVESTMENT EARNINGS. SCHEDULE K, PART III REFINANCING CEFA SERIES T-4 AND T-5 PROCEEDS WERE USED TO REFINANCE DEBT ISSUED PRIOR TO JANUARY 1, 2003. ACCORDINGLY, PART III IS NOT COMPLETED FOR THESE ISSUES. SCHEDULE K, PART III, LINES 4-5 PRIVATE BUSINESS USE: STANFORD UNIVERSITY FINANCES ITS FACILITIES WITH A COMBINATION OF TAX-EXEMPT DEBT, TAXABLE DEBT, GIFTS AND OTHER UNIVERSITY FUNDS. OCCASIONALLY, SOME OF THESE FACILITIES WILL HOUSE ACTIVITIES THAT MAY CONSTITUTE "PRIVATE BUSINESS USE", AS DEFINED IN IRC SECTION 141. FOR INSTANCE, STANFORD MAY RENT A SMALL PORTION OF A FACILITY TO A FOR-PROFIT OPERATOR OF CAFETERIAS (PRIMARILY FOR THE CONVENIENCE OF FACULTY, STAFF, STUDENTS AND THEIR GUESTS). IN OTHER SITUATIONS, STANFORD MAY RECEIVE A GENEROUS CORPORATE GIFT TO FUND A PORTION OF A BUILDING AND MAY CHOOSE TO ACKNOWLEDGE SUCH GENEROSITY BY NAMING A CLASSROOM, LIBRARY OR AUDITORIUM IN HONOR OF THE CORPORATE DONOR. IN SUCH CASES, STANFORD ELECTS THE "UNDIVIDED PORTION ALLOCATION METHOD" DESCRIBED IN PROPOSED TREASURY REGULATION SECTION 1.141-D(6), AND THUS ALLOCATES SUCH "PRIVATE BUSINESS USE" FIRST TO THAT PORTION OF THE FACILITY FUNDED BY TAXABLE DEBT, GIFTS OR OTHER UNIVERSITY FUNDS. ACCORDINGLY, STANFORD REPORTS 0% AS THE PERCENTAGE OF FINANCED PROPERTY USED IN PRIVATE BUSINESS USE (PART III, QUESTION 4). IN ADDITION TO THE CONSTRUCTION COST OF BUILDINGS, TAX-EXEMPT DEBT ALSO FUNDED A SIGNIFICANT PORTION OF THE UNIVERSITY'S INFRASTRUCTURE, INCLUDING ROADS AND UNDERGROUND UTILITIES. THE PORTION OF THE FUNDING OF THESE IMPROVEMENTS BY SOURCES OTHER THAN TAX-EXEMPT DEBT AS A PERCENTAGE OF TOTAL FUNDING WAS WELL IN EXCESS OF THE MEASURED AMOUNT OF PRIVATE BUSINESS USE TO TOTAL USE. ACCORDINGLY, THE AMOUNTS REPORTED ON PART III, LINES 4 AND 5, FOR THE PERCENTAGE OF FINANCED PROPERTY USED IN PRIVATE BUSINESS USE BY OTHER ENTITIES AND AS A RESULT OF AN UNRELATED TRADE OR BUSINESS ACTIVITY, RESPECTIVELY, ARE ZERO. BOND ISSUANCE COSTS (BIC) AS A PERCENTAGE OF THE TOTAL PROCEEDS BY BOND ISSUE ARE: ISSUE BIC% CEFA CP 0.0000% CEFA SERIES S 0.5476% CEFA SERIES T-1 0.4314% CEFA SERIES T-4 0.5048% CEFA SERIES T-5 0.0028% CEFA SERIES U-1 0.6483%. SCHEDULE K, PART IV FORM 8038-T DURING THE PERIODS SINCE THESE BONDS WERE ISSUED, THE INTEREST RATE ON THE BONDS HAS EXCEEDED THE INVESTMENT RETURN ON ANY UNSPENT PROCEEDS. ACCORDINGLY, NO FORM 8038-T HAS BEEN ISSUED. FORM 990, SCHEDULE L, PART II LOANS TO/FROM INTERESTED PERSONS: LOANS TO INTERESTED PERSONS ARE DISCLOSED IN SCHEDULE L, PART II. IN EACH CASE THE LOAN IS MADE FROM STANFORD TO THE INDIVIDUAL (COLUMN B). NONE OF THESE LOANS ARE IN DEFAULT (COLUMN E). ALL LOANS HAVE BEEN APPROVED BY THE BOARD OF TRUSTEES (COLUMN F) AND FOR EACH LOAN ISSUED, THERE EXISTS A WRITTEN AGREEMENT BETWEEN STANFORD AND THE BORROWER (COLUMN G). PURSUANT TO PROGRAMS INTENDED TO FACILITATE HOUSING FOR EMPLOYEES, THE UNIVERSITY HOLDS MORTGAGES AND LEASEHOLDS ON</p>

Identifier	Return Reference	Explanation
FORM 990, SCHEDULE K, PART I, COLUMN C		CERTAIN HOUSES ON OR NEAR CAMPUS OWNED AND OCCUPIED BY EMPLOYEES AND THEIR FAMILIES, WHICH , FROM TIME TO TIME, COULD INCLUDE OFFICERS AND KEY EMPLOYEES OF THE UNIVERSITY

SCHEDULE R
(Form 990)

Department of the Treasury
Internal Revenue Service

Related Organizations and Unrelated Partnerships

▶ Complete if the organization answered "Yes" to Form 990, Part IV, line 33, 34, 35, 36, or 37.
▶ Attach to Form 990. ▶ See separate instructions.

OMB No 1545-0047

2010

Open to Public Inspection

Name of the organization
STANFORD UNIVERSITY BOARD OF TRUSTEES
OF THE LELAND STANFORD JUNIOR UNIVERSITY

Employer identification number

94-1156365

Part I

Identification of Disregarded Entities (Complete if the organization answered "Yes" on Form 990, Part IV, line 33.)

(a) Name, address, and EIN of disregarded entity	(b) Primary activity	(c) Legal domicile (state or foreign country)	(d) Total income	(e) End-of-year assets	(f) Direct controlling entity
See Additional Data Table					

Part II

Identification of Related Tax-Exempt Organizations (Complete if the organization answered "Yes" on Form 990, Part IV, line 34 because it had one or more related tax-exempt organizations during the tax year.)

(a) Name, address, and EIN of related organization	(b) Primary activity	(c) Legal domicile (state or foreign country)	(d) Exempt Code section	(e) Public charity status (if section 501(c)(3))	(f) Direct controlling entity	(g) Section 512(b)(13) controlled organization	
						Yes	No
See Additional Data Table							

Part III

Identification of Related Organizations Taxable as a Partnership (Complete if the organization answered "Yes" on Form 990, Part IV, line 34 because it had one or more related organizations treated as a partnership during the tax year.)

(a) Name, address, and EIN of related organization	(b) Primary activity	(c) Legal domicile (state or foreign country)	(d) Direct controlling entity	(e) Predominant income (related, unrelated, excluded from tax under sections 512- 514)	(f) Share of total income	(g) Share of end-of-year assets	(h) Disproporionate allocations?		(i) Code V—UBI amount in box 20 of Schedule K-1 (Form 1065)	(j) General or managing partner?		(k) Percentage ownership
							Yes	No		Yes	No	
See Additional Data Table												

Part IV

Identification of Related Organizations Taxable as a Corporation or Trust (Complete if the organization answered "Yes" on Form 990, Part IV, line 34 because it had one or more related organizations treated as a corporation or trust during the tax year.)

(a) Name, address, and EIN of related organization	(b) Primary activity	(c) Legal domicile (state or foreign country)	(d) Direct controlling entity	(e) Type of entity (C corp, S corp, or trust)	(f) Share of total income	(g) Share of end-of-year assets	(h) Percentage ownership
See Additional Data Table							

Part V

Transactions With Related Organizations (Complete if the organization answered "Yes" on Form 990, Part IV, line 34, 35, 35A, or 36.)

Note. Complete line 1 if any entity is listed in Parts II, III or IV

1 During the tax year, did the organization engage in any of the following transactions with one or more related organizations listed in Parts II-IV?

a Receipt of (i) interest (ii) annuities (iii) royalties (iv) rent from a controlled entity

b Gift, grant, or capital contribution to other organization(s)

c Gift, grant, or capital contribution from other organization(s)

d Loans or loan guarantees to or for other organization(s)

e Loans or loan guarantees by other organization(s)

f Sale of assets to other organization(s)

g Purchase of assets from other organization(s)

h Exchange of assets

i Lease of facilities, equipment, or other assets to other organization(s)

j Lease of facilities, equipment, or other assets from other organization(s)

k Performance of services or membership or fundraising solicitations for other organization(s)

l Performance of services or membership or fundraising solicitations by other organization(s)

m Sharing of facilities, equipment, mailing lists, or other assets

n Sharing of paid employees

o Reimbursement paid to other organization for expenses

p Reimbursement paid by other organization for expenses

q Other transfer of cash or property to other organization(s)

r Other transfer of cash or property from other organization(s)

Yes

No

1a

1b

1c

1d

1e

1f

1g

1h

1i

1j

1k

1l

1m

1n

1o

1p

1q

1r

No

No

No

No

No

No

Yes

No

Yes

Yes

Yes

Yes

Yes

Yes

Yes

Yes

2 If the answer to any of the above is "Yes," see the instructions for information on who must complete this line, including covered relationships and transaction thresholds

(a) Name of other organization	(b) Transaction type(a-r)	(c) Amount involved	(d) Method of determining amount involved
(1)			
See Additional Data Table			
(2)			
(3)			
(4)			
(5)			
(6)			

Schedule R (Form 990) 2010

Provide the following information for each entity taxed as a partnership through which the organization conducted more than five percent of its activities (measured by total assets or gross revenue) that was not a related organization. See instructions regarding exclusion for certain investment partnerships.

[illegible]

Part VII

Supplemental Information

Complete this part to provide additional information for responses to questions on Schedule R (see instructions)

Identifier	Return Reference	Explanation
SCHEDULE R, PART IV, LINE (3)		CHARITABLE LEAD ANNUITY TRUSTS ARE PRINCIPALLY DOMICILED IN CALIFORNIA SCHEDULE R, PART IV, LINE (4) CHARITABLE REMAINDER TRUSTS ARE PRINCIPALLY DOMICILED IN CALIFORNIA SCHEDULE R, PART IV, LINE (5) OTHER TRUSTS ARE PRINCIPALLY DOMICILED IN CALIFORNIA SCHEDULE R, PART IV, LINE (6) POOLED INVESTMENT FUNDS ARE PRINCIPALLY DOMICILED IN CALIFORNIA

Software ID:

Software Version:

EIN: 94-1156365

Name: STANFORD UNIVERSITY BOARD OF TRUSTEES
OF THE LELAND STANFORD JUNIOR UNIVERSITY

Form 990, Schedule R, Part I - Identification of Disregarded Entities

(a) Name, address, and EIN of disregarded entity	(b) Primary Activity	(c) Legal Domicile (State or Foreign Country)	(d) Total income (\$)	(e) End-of-year assets (\$)	(f) Direct Controlling Entity
CARDINAL NEWBURY GP LLC C/O SMC 635 KNIGHT WAY STANFORD, CA 94305	INVESTMENT	DE	310	6,356	NA
CARDINAL NEWBURY LP LLC C/O SMC 635 KNIGHT WAY STANFORD, CA 94305	INVESTMENT	DE	291,522	5,974,605	NA
CARDINAL REGENT GP LLC C/O SMC 635 KNIGHT WAY STANFORD, CA 94305 91-2116646	INVESTMENT	TX	0	0	NA
CARDINAL REGENT LP LLC C/O SMC 635 KNIGHT WAY STANFORD, CA 94305 91-2116398	INVESTMENT	DE	135	31,663	NA
FAIRFIELD NORTH SEA ENERGY LLC C/O SMC 635 KNIGHT WAY STANFORD, CA 94025	INVESTMENT	DE	43,628,106	86,968,056	NA
SAND HILL INVESTMENTS GP LLC C/O SMC 635 KNIGHT WAY STANFORD, CA 94305 41-2262027	INVESTMENT	DE	0	0	NA
SMC DE LLC C/O SMC 635 KNIGHT WAY STANFORD, CA 94305	INVESTMENT	DE	192,430	5,296,273	NA
SAND HILL INVESTMENTS LP C/O SMC 635 KNIGHT WAY STANFORD, CA 94305 35-1557441	INVESTMENT	DE	4,692,906	74,672,467	NA
ALTIRA TECHNOLOGY FUND IV DIRECT INVEST C/O SMC 635 KNIGHT WAY STANFORD, CA 94305	Investments	DE	707,138	12,542,365	NA
CYPRESS MARINA PARTNERS LLC C/O SMC 635 KNIGHT WAY STANFORD, CA 94305 95-4890334	REAL ESTATE	CA	-331,886	76,752,260	NA
OTL LLC 3145 PORTER DRIVE PALO ALTO, CA 94304 94-1156365	TECHNOLOGY	CA	5,040	46,536	NA
SU ACQUISITION LLC 3145 PORTER DRIVE PALO ALTO, CA 94304 94-1156365	REAL ESTATE	DE	664,531	0	NA
SAA SIERRA PROGRAMS LLC 3145 PORTER DRIVE PALO ALTO, CA 94304 94-1156365	ALUM RELATION	CA	5,528,251	8,796,633	NA
ANTS AT WORK LLC 3145 PORTER DRIVE PALO ALTO, CA 94304 94-1156365	research	NM	0	55,000	NA
SHR HOTEL LLC 3145 PORTER DRIVE PALO ALTO, CA 94304 41-2277925	REAL ESTATE	CA	36,689,000	141,556,049	NA
SPECIALTY EVENTS LLC 3145 PORTER DRIVE PALO ALTO, CA 94304 27-3665473	GEN BUS OPS	CA	0	0	NA
SNOWCREEK VII LLC C/O SMC 635 KNIGHT WAY STANFORD, CA 94305 95-4890334	REAL ESTATE	CA	10,190,308	10,554,649	NA

Form 990, Schedule R, Part II - Identification of Related Tax-Exempt Organizations

(a) Name, address, and EIN of related organization	(b) Primary activity	(c) Legal domicile (state or foreign country)	(d) Exempt Code section	(e) Public charity status (if section 501(c)(3))	(f) Direct controlling entity	(g) Section 512 (b)(13) controlled organization	
						Yes	No
STANFORD HOSPITAL AND CLINICS 300 PASTEUR DRIVE MC 5555 STANFORD, CA94304 94-6174066	HEALTHCARE	CA	501(C)(3)	3	STANFORD	Yes	
LUCILE SALTER PACKARD CHILDRENS HOSPITAL 725 WELCH ROAD MC 5553 PALO ALTO, CA94304 77-0003859	HEALTHCARE	CA	501(C)(3)	3	STANFORD	Yes	
THE FREIDENRICH SUPPORT FOUNDATION 3145 PORTER DRIVE PALO ALTO, CA94304 30-0519583	EDUCATIONAL	CA	501(C)(3)	11, TYPE 1	STANFORD	Yes	
PACIFIC-12 CONFERENCE 1350 TREAT BOULEVARD WALNUT CREEK, CA94597 94-1459048	EDUCATIONAL	CA	501(C)(3)	11, TYPE 1	NA		No
SHR HOLDINGS INC 3145 PORTER DRIVE PALO ALTO, CA94304 94-3187167	REAL ESTATE	CA	501(C)(25)	N/A	STANFORD	Yes	
STANFORD UNIV TRUST POST RETEMPYNT BEN 3145 PORTER DRIVE PALO ALTO, CA94304 94-3246199	BENEFITS	CA	501(C)(9)	N/A	STANFORD	Yes	
UNIVERSITY HEALTHCARE ALLIANCE 855 OAK GROVE AVE SUITE 100 MENLO PARK, CA94205 94-3192446	HEALTHCARE	CA	501(C)(3)	3	NA	Yes	
THE DUDLEY E CHAMBERS FOUNDATION JP MORGAN CHASE PO BOX 3038 MILWAUKEE, WI53201 38-6841793	SUPPORT	WI	501(C)(3)	11,TYPE III	NA		No

Form 990, Schedule R, Part III - Identification of Related Organizations Taxable as a Partnership

(a) Name, address, and EIN of related organization	(b) Primary activity	(c) Legal Domicile (State or Foreign Country)	(d) Direct Controlling Entity	(e) Predominant income (related, unrelated, excluded from tax under sections 512-514)	(f) Share of total income (\$)	(g) Share of end-of-year assets (\$)	(h) Disproprtionate allocations?		(i) Code V-UBI amount on Box 20 of K-1 (\$)	(j) General or Managing Partner?		(k) Percentage ownership
							Yes	No		Yes	No	
ARCOLA LP C/O ARCOLOA GP LLC 1 EMBARCADERO C SAN FRANCISCO, CA02108 20-4222260	REAL ESTATE I D	DE	NA	EXCLUDED	910	92,000,277		No			No	91 950 %
ATWATER 12 LP 2001 ROSS AVENUE SUITE 3400 DALLAS, TX75201 75-2944481	REAL ESTATE I	DE	NA	EXCLUDED	1,468,784	21,496,401		No			No	70 000 %
AVENUE ASIA CAPITAL PARTNERS LP 399 Park Avenue 6th Floor NEW YORK, NY10022 01-0553224	FOREIGN INV	DE	NA	EXCLUDED	2,115,032	11,025,142		No			No	79 560 %
JER R E QUALIFIED PARTNERS EUROPE LP C/O JE ROBERT COS 1650 TYSON BL STE MCLEAN, VA22102 54-2029560	REAL ESTATE I	DE	NA	EXCLUDED	-12,647	4,581,690		No			No	99 000 %
KEB INVESTORS II LP WASHINGTON MALL STE 304 7 REID ST HAMILTON,BD BD BD	FOREIGN INV	BD	NA	EXCLUDED	6,321,613	69,978,410		No			No	63 820 %
LINCOLN COMMERCE PARK II LTD PO BOX 1920 DALLAS, TX75221 20-4681486	REAL ESTATE I D	DE	NA	EXCLUDED	783,693	17,531,971		No			No	70 000 %
PALO ALTO LP WHITELEY CHAMBERS DON STREET ST HELIER XC JE4 9WG JE	FOREIGN INV	JE	NA	EXCLUDED	-15,578,407	118,491,438		No			No	99 900 %
PARMENTER REALTY FUND II LP 1111 BRICKELL AVENUE SUITE 2910 MIAMI, FL33131 20-0973616	REAL ESTATE I	DE	NA	EXCLUDED	813,552	141,341		No			No	75 410 %

Form 990, Schedule R, Part III - Identification of Related Organizations Taxable as a Partnership

(a) Name, address, and EIN of related organization	(b) Primary activity	(c) Legal Domicile (State or Foreign Country)	(d) Direct Controlling Entity	(e) Predominant income (related, unrelated, excluded from tax under sections 512-514)	(f) Share of total income (\$)	(g) Share of end-of-year assets (\$)	(h) Disproportionate allocations?		(i) Code V-UBI amount on Box 20 of K-1 (\$)	(j) General or Managing Partner?		(k) Percentage ownership
							Yes	No		Yes	No	
REGENT OFFICE CENTER LP c/o Bentall Kennedy US LP 1215 4 SEATTLE, WA98161 91-2116424	REAL ESTATE I	TX	CARDINAL REGENT	EXCLUDED	135	31,663		No			No	89 900 %
SANDPIPER FUND LP 2100 MCKINNEY AVENUE SUITE 1770 DALLAS, TX75201 26-0341626	INV IN SECUR	TX	NA	EXCLUDED	1,420,315	63,998,397		No			No	94 280 %
SAROFIM MULTIFAMILY PARTNERS LP 8115 PRESTON ROAD SUITE 400 DALLAS, TX75225 20-1929002	Real Estate D	DE	NA	EXCLUDED	-2,425,000	82,652,713		No	-270,782		No	63 750 %
SIC PARTNERS LLC C/O STANFORD MGT CO 635 KNIGHT WA STANFORD, CA94305 30-0312996	REAL ESTATE D	CA	NA	UNRELATED	-229,230	0		No	-236,575		No	0 %
SKY HARBOR ASSOCIATES LP PO BOX 1920 DALLAS, TX75221 20-5803431	COMM PROP I	DE	NA	EXCLUDED	-159,732	7,086,014		No			No	70 000 %
SNOWCREEK VI PARTNERS LLC C/O SMC 2770 SAND HILL RD MENLO PARK, CA94025 86-1089966	REAL ESTATE D	CA	NA	UNRELATED	-703,483	1,810,183		No	-703,483		No	98 970 %
STERLING STAMOS REAL ASSETS FUND (A) LP 250 PARK AVENUE 29TH FLOOR NEW YORK, NY10022 20-3949682	REAL ESTATE I	DE	NA	UNRELATED	896,154	24,681,495		No	-356,134		No	62 640 %
DEK PORTFOLIO LLC C/O SPAULDING SLYE INV 1 PO S BOSTON, MA02109 04-3446765	REAL ESTATE I	DE	NA	EXCLUDED	-1,719,044	24,478,650		No			No	97 310 %

Form 990, Schedule R, Part III - Identification of Related Organizations Taxable as a Partnership

(a) Name, address, and EIN of related organization	(b) Primary activity	(c) Legal Domicile (State or Foreign Country)	(d) Direct Controlling Entity	(e) Predominant income (related, unrelated, excluded from tax under sections 512-514)	(f) Share of total income (\$)	(g) Share of end-of-year assets (\$)	(h) Dispropportionate allocations?		(i) Code V-UBI amount on Box 20 of K-1 (\$)	(j) General or Managing Partner?		(k) Percentage ownership
							Yes	No		Yes	No	
BROWN BARK I LP PO BOX 1068 STAFFORD, TX774971068 72-1604614	NOTES REC IN	DE	NA	EXCLUDED	793,442	9,955,878		No			No	99 000 %
BROWN BARK II LP PO BOX 1068 STAFFORD, TX774971068 20-8727391	NOTES REC IN	DE	NA	EXCLUDED	1,400,209	6,312,346		No			No	99 000 %
BROWN BARK III LP PO BOX 1068 STAFFORD, TX774971068 26-1780743	NOTES REC IN	DE	NA	EXCLUDED	2,788,172	7,538,862		No			No	66 000 %
FORTRESS IW COINVESTMENT (FUND B) LP 1345 AVE OF THE AMERICAS 23RD FL NEW YORK, NY10105 98-0509639	TRAVEL INV	CJ	NA	EXCLUDED	10,066	964,861		No			No	71 640 %
JER REAL ESTATE PARTNERS EUROPE II LP CLARGES HOUSE 6-12 CLARGES ST LONDON, EN W1J 8AD UK	REAL ESTATE I	UK	JER ALBERTA LP	EXCLUDED	-7,268,963	12,478,510		No			No	60 820 %
GRE PROPERTIES LLC 3145 PORTER DRIVE PALO ALTO, CA94304 94-1156365	REAL ESTATE	AZ	NA	RELATED	0	9,108		No		Yes		100 000 %
STANFORD PET-CT LLC 300 PASTEUR DRIVE M/C 5555 STANFORD, CA94305 61-1423414	MED DIAGNOSI	CA	NA	RELATED	35,702,740	16,259,748		No			No	50 000 %
CYPRESS MARINA HEIGHTS LP 2716 COEAN PARK BLVD SUITE 3025 SANTA MONICA, CA90405 95-4887979	REAL ESTATE INV	CA	CYPRESS MARINA	UNRELATED	-331,886	76,752,260		No	-331,886		No	95 390 %

Form 990, Schedule R, Part III - Identification of Related Organizations Taxable as a Partnership

(a) Name, address, and EIN of related organization	(b) Primary activity	(c) Legal Domicile (State or Foreign Country)	(d) Direct Controlling Entity	(e) Predominant income (related, unrelated, excluded from tax under sections 512-514)	(f) Share of total income (\$)	(g) Share of end-of-year assets (\$)	(h) Disproprtionate allocations?		(i) Code V-UBI amount on Box 20 of K-1 (\$)	(j) General or Managing Partner?		(k) Percentage ownership
							Yes	No		Yes	No	
CEE EQUITY HOLDINGS LP Elizabeth House 9 Castle St St Helier,, Jersey JE4 2QP CJ	INVESTMENTS	CJ	NA	EXCLUDED	6,563,355	14,832,209		No			No	100 000 %
LSF V DHB HOLDINGS LP 2711 North Haskell Avenue Suite 17 DALLAS, TX75204 27-2858604	INVESTMENTS IN RE	DE	NA	EXCLUDED	0	6,917,688		No			No	61 880 %
SIC SNOWCREEK VIII LLC 635 KNIGHT WAY STANFORD, CA94305 27-5431605	REAL ESTATE DEV	CA	NA	UNRELATED	-243,797	45,341,925		No	-291,713		No	99 870 %

Form 990, Schedule R, Part IV - Identification of Related Organizations Taxable as a Corporation or Trust

(a) Name, address, and EIN of related organization	(b) Primary activity	(c) Legal Domicile (State or Foreign Country)	(d) Direct Controlling Entity	(e) Type of entity (C corp, S corp, or trust)	(f) Share of total income (\$)	(g) Share of end-of-year assets (\$)	(h) Percentage ownership
MARINER VOYAGER INTERNATIONAL LTD C/O STUARTS CORP SVCS PO BOX 2510 GEORGE TOWN CJ	INVESTMENTS	CJ	NA	C CORP	-109,690	14,547,780	62 677 %
NWQ CONCENTRATED FUND LTD WALKER HOUSE 87 MARY STREET GEORGE TOWN KY1-9002 CJ 68-0661555	INVESTMENTS	CJ	NA	C CORP	13,861,126	87,497,647	100 000 %
STANFORD SGG S EUROPE INC UGLAND HOUSE S CHURCH ST PO BOX 309GT, GEORGE TOWN CJ 13-1684331	INVESTMENTS	CJ	NA	C CORP	12,650,082	76,548,951	100 000 %
BLACK RIVER EMEA INVESTORS FUND LTD UGLAND HOUSE S CHURCH ST GEORGE TOWN CJ 98-0428006	INVESTMENTS	CJ	NA	C CORP	36,405,951	157,777,629	81 646 %
EAST SAIL C/O INTL FS INC IFS COURT TWENTYEIGHT, CYBERCITY, EBENE MP	INVESTMENTS	MP	NA	C CORP	13,155,977	87,721,325	100 000 %
GAVEA INVESTMENT FUND II-C LP PO BOX 896GT HARBOUR CENTRE GEORGE TOWN CJ 98-0537952	INVESTMENTS	CJ	NA	C CORP	19,999,440	103,213,599	53 190 %
JER ALBERTA LP C/O JE ROBERT COS 1650 TYSON BLVD MCLEAN, VA22102 98-0423557	INVESTMENTS	CA	NA	C CORP	-7,268,963	12,700,585	100 000 %
JER ALBERTA III LP c/o JE ROBERT COS 1650 TYSON BLVD MCLEAN, VA22102 98-0493425	INVESTMENTS	CA	NA	C CORP	1,297,977	11,392,935	100 000 %
MARBLETON PROPERTY FUND (ALBERTA) LP c/o JE ROBERT COMPANIES 1650 TYS MCLEAN, VA22102 98-0531893	Real Estate I	CA	NA	C CORP	-121,895	1,263,204	64 563 %
CLAT (16)	CHARITABLE TRUSTS	CA	STANFORD UNI	TRUST			
CRT (493)	CHARITABLE TRUSTS	CA	STANFORD UNI	TRUST			
OTHER (11)	CHARITABLE TRUSTS	CA	STANFORD UNI	TRUST			
PIF (94)	CHARITABLE TRUSTS	CA	STANFORD UNI	TRUST			
PARDUS SPECIAL OPPORTUNITIES FUND II LTD c/o Walkers SPV Ltd WALKER HOUSE 87 MARY ST GEORGE TOWN, CJ KY1-9002 CJ	INVESTMENT	CJ	NA	C CORP	6,795,285	54,158,714	54 414 %
MIDPOINT TECHNOLOGY PARK 3145 PORTER DR PALO ALTO, CA94304 94-3287254	REAL ESTATE	CA	NA	C CORP	689,286	331,696	100 000 %
NORTHWEST CAMPUS MIDPOINT 3145 PORTER DR PALO ALTO, CA94304 20-1627958	REAL ESTATE	CA	NA	C CORP	203,176	109,138	100 000 %
STANFORD PROGRAMME (CAPE TOWN) WAVERLY BUSINESS PARK BUILDING 11 CAPE TOWN SF	EDUCATION	SF	NA	C CORP	590,088	281,759	100 000 %
THE HONG KONGSU CHARITABLE TRUST	EDUCATION	HK	NA	TRUST	3,108,462	53,682	100 000 %
THE STANFORD TRUST (UK)	EDUCATION	UK	NA	TRUST	1,188,862	22,905	100 000 %

Form 990, Schedule R, Part V - Transactions With Related Organizations

(a) Name of other organization		(b) Transaction type(a-r)	(c) Amount Involved (\$)	(d) Method of determining amount involved
(1)	ALTIRA TECHNOLOGY FUND IV DIRECT INVESTOR LLC	R	2,442,514	BANK RECORDS
(2)	ATWATER 12 LP	B	144,825	BANK RECORDS
(3)	ATWATER 12 LP	R	1,931,000	BANK RECORDS
(4)	AVENUE ASIA CAPITAL PARTNERS LP	R	3,621,302	BANK RECORDS
(5)	BLACK RIVER EMEA INVESTORS FUND LTD	R	30,000,000	BANK RECORDS
(6)	BROWN BARK I LP	R	1,682,949	BANK RECORDS
(7)	BROWN BARK II LP	R	2,079,001	BANK RECORDS
(8)	BROWN BARK III LP	R	5,869,209	BANK RECORDS
(9)	CARDINAL NEWBURY GP LLC	B	118,913	BANK RECORDS
(10)	CEE EQUITY HOLDINGS LP	B	3,141,760	BANK RECORDS
(11)	CYPRESS MARINA PARTNERS LLC	B	7,050,000	BANK RECORDS
(12)	DEK PORTFOLIO LLC	R	9,521,126	BANK RECORDS
(13)	DEK PORTFOLIO LLC	B	879,698	BANK RECORDS
(14)	EAST SAIL	R	29,910,361	BANK RECORDS
(15)	EAST SAIL	B	2,743,814	BANK RECORDS
(16)	FAIRFIELD NORTH SEA ENERGY LLC	B	5,776,237	BANK RECORDS
(17)	GAVEA INVESTMENT FUND II-C LP	R	47,000,000	BANK RECORDS
(18)	JER REAL ESTATE QUALIFIED PARTNERS EUROPE LP	R	619,960	BANK RECORDS
(19)	JER ALBERTA LP	R	2,763,914	BANK RECORDS
(20)	KEB INVESTORS II LP	R	33,067,925	BANK RECORDS
(21)	LINCOLN COMMERCE PARK II LTD	B	1,278,060	BANK RECORDS
(22)	MARINER VOYAGER FUND INTERNATIONAL LTD	R	4,006,400	BANK RECORDS
(23)	PARDUS SPECIAL OPPORTUNITIES FUND II LTD	R	22,500,000	BANK RECORDS
(24)	PARMENTER REALTY FUND II LP	R	1,524,254	BANK RECORDS
(25)	PARMENTER REALTY FUND II LP	B	160,168	BANK RECORDS
(26)	SAND HILL INVESTMENTS LP	R	268,387	BANK RECORDS
(27)	SAND HILL INVESTMENTS LP	B	9,868,403	BANK RECORDS
(28)	SKY HARBOR ASSOCIATES LP	R	45,000	BANK RECORDS
(29)	SKY HARBOR ASSOCIATES LP	B	480,310	BANK RECORDS
(30)	SMC DE LLC	R	3,951,475	BANK RECORDS

Form 990, Schedule R, Part V - Transactions With Related Organizations

(a) Name of other organization		(b) Transaction type(a-r)	(c) Amount Involved (\$)	(d) Method of determining amount involved
(31)	SNOWCREEK VI PARTNERS LLC	R	950,788	BANK RECORDS
(32)	SNOWCREEK VII LLC	B	12,970,155	BANK RECORDS
(33)	STANFORD SGGs EUROPE INC	R	12,273,593	BANK RECORDS
(34)	STANFORD SGGs EUROPE INC	B	3,363,192	BANK RECORDS
(35)	STERLING STAMOS REAL ASSETS FUND (A) LP	R	247,649	BANK RECORDS
(36)	STERLING STAMOS REAL ASSETS FUND (A) LP	B	575,862	BANK RECORDS
(37)	LUCILE SALTER PACKARD CHILDRENS HOSPITAL	C	24,084,462	BOOK
(38)	LUCILE SALTER PACKARD CHILDRENS HOSPITAL	C	881,155	BOOK
(39)	LUCILE SALTER PACKARD CHILDRENS HOSPITAL	I	1,240,529	BOOK
(40)	LUCILE SALTER PACKARD CHILDRENS HOSPITAL	J	837,336	BOOK
(41)	LUCILE SALTER PACKARD CHILDRENS HOSPITAL	K	108,324,815	BOOK
(42)	LUCILE SALTER PACKARD CHILDRENS HOSPITAL	L	2,009,936	BOOK
(43)	LUCILE SALTER PACKARD CHILDRENS HOSPITAL	R	26,779,847	BOOK
(44)	STANFORD HOSPITAL AND CLINICS	B	352,305	BOOK
(45)	STANFORD HOSPITAL AND CLINICS	C	6,968,315	BOOK
(46)	STANFORD HOSPITAL AND CLINICS	I	3,651,306	BOOK
(47)	STANFORD HOSPITAL AND CLINICS	J	7,140,785	BOOK
(48)	STANFORD HOSPITAL AND CLINICS	K	292,029,108	BOOK
(49)	STANFORD HOSPITAL AND CLINICS	L	35,135,470	BOOK
(50)	STANFORD HOSPITAL AND CLINICS	R	84,915,206	BOOK
(51)	FREIDENRICH SUPPORT FOUNDATION	R	5,370,000	BOOK
(52)	STANFORD UNIVERSITY TRUST FOR POSTRETIREMENT	Q	30,575,334	BOOK

Form 990, Part VII - Compensation of Officers, Directors, Trustees, Key Employees, Highest Compensated Employees, and Independent Contractors

(A) Name and Title	(B) Average hours per week	(C) Position (check all that apply)						(D) Reportable compensation from the organization (W-2/1099-MISC)	(E) Reportable compensation from related organizations (W-2/1099-MISC)	(F) Estimated amount of other compensation from the organization and related organizations
		Individual trustee or director	Institutional Trustee	Officer	Key employee	Highest compensated employee	Former			
Victoria B Rogers Trustee	2 0	X						0	0	0
Richard A Sapp Trustee	2 0	X						0	0	0
Kavitark Ram Shriram Trustee	2 0	X						0	0	0
Ronald P Spogli Trustee	2 0	X						0	0	0
Isaac Stein Trustee	2 0	X						0	0	0
Thomas F Steyer Trustee	2 0	X						0	0	0
Vaughn C Williams Trustee	2 0	X						0	0	0
Jerry Yang Trustee	2 0	X						0	0	0
Deborah A Decotis Trustee	2 0	X						0	0	0
JOHN ETCHEMENDY PROVOST	50 0			X				494,685	0	271,566
RANDALL LIVINGSTON VP BUS AFF/CFO	50 0			X				474,900	0	123,374
MARTIN SHELL VP DEVELOPMENT	50 0			X				872,540	0	119,184
DEBRA ZUMWALT VP GENERAL COUNSEL	50 0			X				497,743	0	169,315
ROBERT C REIDY VP REAL ESTATE	50 0			X				1,277,981	0	258,812
DAVID DEMAREST VP PUBLIC AFFAIRS	50 0			X				571,378	0	110,519
HOWARD WOLF PRES OF STANFORD ALUM ASSOC	50 0			X				335,606	0	72,688
WILLIAM MADIA VP SLAC NAL	50 0			X				317,224	0	68,821
DIANE PECK VP HR, UNTIL 2/11/11	50 0			X				341,659	0	44,496
DAVID JONES VP HR, APPOINTED 2/28/11	50 0			X				0	0	0
JOHN POWERS PRESIDENT, STANFORD MGNT CO	50 0				X			1,685,068	0	424,358
PHILIP A PIZZO DEAN, SCHOOL OF MEDICINE	50 0				X			610,317	0	262,738
RICHARD SALLER DEAN SCHOOL OF HUM & SCIENCES	50 0				X			494,353	0	28,041
FRANK HANLEY CHIEF PED CARDIOTHORACIC	50 0					X		1,468,668	0	242,928
GARY STEINBERG CHAIR, NEUROSURGERY	50 0					X		1,173,289	0	43,923
BRUCE A REITZ CHIEF, ADULT CARDIOTHORACIC SU	50 0					X		1,083,849	0	18,463

Form 990, Part VII - Compensation of Officers, Directors, Trustees, Key Employees, Highest Compensated Employees, and Independent Contractors

(A) Name and Title	(B) Average hours per week	(C) Position (check all that apply)						(D) Reportable compensation from the organization (W-2/1099-MISC)	(E) Reportable compensation from related organizations (W-2/1099-MISC)	(F) Estimated amount of other compensation from the organization and related organizations
		Individual trustee or director	Institutional Trustee	Officer	Key employee	Highest compensated employee	Former			
WILLARD E FEE JR PROF, OTOLARYNGOLOGY	50 0					X		1,029,137	0	44,969
JAMES JOSEPH HARBAUGH COACH, MEN'S FOOTBALL PROGRAM	50 0					X		1,027,203	0	45,881