



See a Social Security Number? Say Something!
Report Privacy Problems to <https://public.resource.org/privacy>
Or call the IRS Identity Theft Hotline at 1-800-908-4490



Return of Private Foundation or Section 4947(a)(1) Nonexempt Charitable Trust Treated as a Private Foundation

2010

Department of the Treasury Internal Revenue Service

Note The foundation may be able to use a copy of this return to satisfy state reporting requirements.

For calendar year 2010, or tax year beginning SEP 1, 2010, and ending AUG 31, 2011

G Check all that apply: Initial return, Initial return of a former public charity, Final return, Amended return, Address change, Name change

Name of foundation: J E LIPSCOMB JR TRUST; Employer identification number: 61-6020214; Telephone number: (412)762-3792; City or town, state, and ZIP code: PITTSBURGH, PA 15222-2705

Part I Analysis of Revenue and Expenses (The total of amounts in columns (b), (c), and (d) may not necessarily equal the amounts in column (a))

Table with 4 columns: (a) Revenue and expenses per books, (b) Net investment income, (c) Adjusted net income, (d) Disbursements for charitable purposes. Rows include contributions, interest, dividends, gross rents, net gain, capital gain, other income, compensation of officers, salaries, legal fees, interest, taxes, depreciation, occupancy, travel, printing, other expenses, total operating and administrative expenses, contributions, total expenses, and net investment income.

RECEIVED FEBRUARY DATE JAN 25 2012

RECEIVED FEBRUARY DATE JAN 25 2012

RECEIVED FEBRUARY DATE JAN 25 2012

Part II Balance Sheets		Attached schedules and amounts in the description column should be for end-of-year amounts only		Beginning of year	End of year	
		(a) Book Value	(b) Book Value	(c) Fair Market Value		
Assets	1	Cash - non-interest-bearing				
	2	Savings and temporary cash investments		24,385.	60,155.	60,155.
	3	Accounts receivable ▶				
		Less: allowance for doubtful accounts ▶				
	4	Pledges receivable ▶				
		Less: allowance for doubtful accounts ▶				
	5	Grants receivable				
	6	Receivables due from officers, directors, trustees, and other disqualified persons				
	7	Other notes and loans receivable ▶				
		Less: allowance for doubtful accounts ▶				
	8	Inventories for sale or use				
	9	Prepaid expenses and deferred charges				
	10a	Investments - U.S. and state government obligations				
	b	Investments - corporate stock STMT 8		674,885.	630,273.	742,584.
	c	Investments - corporate bonds				
	11	Investments - land, buildings, and equipment basis ▶				
	Less accumulated depreciation ▶					
12	Investments - mortgage loans					
13	Investments - other STMT 9		2,511,135.	2,536,165.	2,828,325.	
14	Land, buildings, and equipment: basis ▶					
	Less accumulated depreciation ▶					
15	Other assets (describe ▶)					
16	Total assets (to be completed by all filers)		3,210,405.	3,226,593.	3,631,064.	
Liabilities	17	Accounts payable and accrued expenses				
	18	Grants payable				
	19	Deferred revenue				
	20	Loans from officers, directors, trustees, and other disqualified persons				
	21	Mortgages and other notes payable				
	22	Other liabilities (describe ▶)				
	23	Total liabilities (add lines 17 through 22)		0.	0.	
Net Assets or Fund Balances	Foundations that follow SFAS 117, check here ▶ <input type="checkbox"/>					
	and complete lines 24 through 26 and lines 30 and 31					
	24	Unrestricted				
	25	Temporarily restricted				
	26	Permanently restricted				
	Foundations that do not follow SFAS 117, check here ▶ <input checked="" type="checkbox"/>					
	and complete lines 27 through 31.					
	27	Capital stock, trust principal, or current funds		3,195,949.	3,208,860.	
28	Paid-in or capital surplus, or land, bldg., and equipment fund		0.	0.		
29	Retained earnings, accumulated income, endowment, or other funds		14,456.	17,733.		
30	Total net assets or fund balances		3,210,405.	3,226,593.		
31	Total liabilities and net assets/fund balances		3,210,405.	3,226,593.		

Part III Analysis of Changes in Net Assets or Fund Balances

1	Total net assets or fund balances at beginning of year - Part II, column (a), line 30 (must agree with end-of-year figure reported on prior year's return)	1	3,210,405.
2	Enter amount from Part I, line 27a	2	16,188.
3	Other increases not included in line 2 (itemize) ▶	3	0.
4	Add lines 1, 2, and 3	4	3,226,593.
5	Decreases not included in line 2 (itemize) ▶	5	0.
6	Total net assets or fund balances at end of year (line 4 minus line 5) - Part II, column (b), line 30	6	3,226,593.

Part IV Capital Gains and Losses for Tax on Investment Income

(a) List and describe the kind(s) of property sold (e.g., real estate, 2-story brick warehouse; or common stock, 200 shs. MLC Co.)	(b) How acquired P - Purchase D - Donation	(c) Date acquired (mo., day, yr.)	(d) Date sold (mo., day, yr.)
1a L/T CAPITAL GAIN DISTRIBUTIONS	P		
b S/T CAPITAL GAIN DISTRIBUTIONS	P		
c SALES OF PUBLICLY TRADED SECURITIES			
d CLASS ACTION SETTLEMENTS	P		
e			

(e) Gross sales price	(f) Depreciation allowed (or allowable)	(g) Cost or other basis plus expense of sale	(h) Gain or (loss) (e) plus (f) minus (g)
a 6,090.			6,090.
b 2,757.			2,757.
c 718,380.		601,927.	116,453.
d 1,957.		77.	1,880.
e			

Complete only for assets showing gain in column (h) and owned by the foundation on 12/31/69			(i) Gains (Col. (h) gain minus col. (k), but not less than -0-) or Losses (from col. (h))
(i) F.M.V. as of 12/31/69	(j) Adjusted basis as of 12/31/69	(k) Excess of col. (i) over col. (j), if any	
a			6,090.
b			2,757.
c			116,453.
d			1,880.
e			

2 Capital gain net income or (net capital loss) { If gain, also enter in Part I, line 7 If (loss), enter -0- in Part I, line 7 }	2	127,180.
3 Net short-term capital gain or (loss) as defined in sections 1222(5) and (6): If gain, also enter in Part I, line 8, column (c). If (loss), enter -0- in Part I, line 8	3	N/A

Part V Qualification Under Section 4940(e) for Reduced Tax on Net Investment Income

(For optional use by domestic private foundations subject to the section 4940(a) tax on net investment income.)

If section 4940(d)(2) applies, leave this part blank.

Was the foundation liable for the section 4942 tax on the distributable amount of any year in the base period? Yes No

If "Yes," the foundation does not qualify under section 4940(e). Do not complete this part.

1 Enter the appropriate amount in each column for each year; see instructions before making any entries.

(a) Base period years Calendar year (or tax year beginning in)	(b) Adjusted qualifying distributions	(c) Net value of noncharitable-use assets	(d) Distribution ratio (col. (b) divided by col. (c))
2009	174,038.	3,306,615.	.052633
2008			
2007			
2006			
2005			

2 Total of line 1, column (d)	2	.052633
3 Average distribution ratio for the 5-year base period - divide the total on line 2 by 5, or by the number of years the foundation has been in existence if less than 5 years	3	.052633
4 Enter the net value of noncharitable-use assets for 2010 from Part X, line 5	4	3,686,683.
5 Multiply line 4 by line 3	5	194,041.
6 Enter 1% of net investment income (1% of Part I, line 27b)	6	1,778.
7 Add lines 5 and 6	7	195,819.
8 Enter qualifying distributions from Part XII, line 4	8	160,696.

If line 8 is equal to or greater than line 7, check the box in Part VI, line 1b, and complete that part using a 1% tax rate. See the Part VI instructions.

Part VI Excise Tax Based on Investment Income (Section 4940(a), 4940(b), 4940(e), or 4948 - see instructions)

1a Exempt operating foundations described in section 4940(d)(2), check here <input type="checkbox"/> and enter "N/A" on line 1. Date of ruling or determination letter: _____ (attach copy of letter if necessary-see instructions)	}	1	3,556.
b Domestic foundations that meet the section 4940(e) requirements in Part V, check here <input type="checkbox"/> and enter 1% of Part I, line 27b		2	0.
c All other domestic foundations enter 2% of line 27b. Exempt foreign organizations enter 4% of Part I, line 12, col. (b).		3	3,556.
2 Tax under section 511 (domestic section 4947(a)(1) trusts and taxable foundations only. Others enter -0-)		4	0.
3 Add lines 1 and 2		5	3,556.
4 Subtitle A (income) tax (domestic section 4947(a)(1) trusts and taxable foundations only. Others enter -0-)		6a	2,200.
5 Tax based on investment income. Subtract line 4 from line 3. If zero or less, enter -0-		6b	
6 Credits/Payments:		6c	
a 2010 estimated tax payments and 2009 overpayment credited to 2010		6d	
b Exempt foreign organizations - tax withheld at source		7	2,200.
c Tax paid with application for extension of time to file (Form 8868)		8	
d Backup withholding erroneously withheld		9	1,356.
7 Total credits and payments. Add lines 6a through 6d		10	
8 Enter any penalty for underpayment of estimated tax. Check here <input type="checkbox"/> if Form 2220 is attached		11	
9 Tax due. If the total of lines 5 and 8 is more than line 7, enter amount owed			
10 Overpayment. If line 7 is more than the total of lines 5 and 8, enter the amount overpaid			
11 Enter the amount of line 10 to be: Credited to 2011 estimated tax <input type="checkbox"/> Refunded <input type="checkbox"/>			

Part VII-A Statements Regarding Activities

	Yes	No
1a During the tax year, did the foundation attempt to influence any national, state, or local legislation or did it participate or intervene in any political campaign?		X
b Did it spend more than \$100 during the year (either directly or indirectly) for political purposes (see instructions for definition)? If the answer is "Yes" to 1a or 1b, attach a detailed description of the activities and copies of any materials published or distributed by the foundation in connection with the activities.		X
c Did the foundation file Form 1120-POL for this year?		X
d Enter the amount (if any) of tax on political expenditures (section 4955) imposed during the year: (1) On the foundation. <input type="checkbox"/> \$ 0. (2) On foundation managers. <input type="checkbox"/> \$ 0.		
e Enter the reimbursement (if any) paid by the foundation during the year for political expenditure tax imposed on foundation managers. <input type="checkbox"/> \$ 0.		
2 Has the foundation engaged in any activities that have not previously been reported to the IRS? If "Yes," attach a detailed description of the activities.		X
3 Has the foundation made any changes, not previously reported to the IRS, in its governing instrument, articles of incorporation, or bylaws, or other similar instruments? If "Yes," attach a conformed copy of the changes		X
4a Did the foundation have unrelated business gross income of \$1,000 or more during the year?		X
b If "Yes," has it filed a tax return on Form 990-T for this year?		
5 Was there a liquidation, termination, dissolution, or substantial contraction during the year? If "Yes," attach the statement required by General Instruction T.		X
6 Are the requirements of section 508(e) (relating to sections 4941 through 4945) satisfied either: • By language in the governing instrument, or • By state legislation that effectively amends the governing instrument so that no mandatory directions that conflict with the state law remain in the governing instrument?	X	
7 Did the foundation have at least \$5,000 in assets at any time during the year? If "Yes," complete Part II, col (c), and Part XV.	X	
8a Enter the states to which the foundation reports or with which it is registered (see instructions) <input type="checkbox"/> <u>KY</u>		
b If the answer is "Yes" to line 7, has the foundation furnished a copy of Form 990-PF to the Attorney General (or designate) of each state as required by General Instruction G? If "No," attach explanation	X	
9 Is the foundation claiming status as a private operating foundation within the meaning of section 4942(j)(3) or 4942(j)(5) for calendar year 2010 or the taxable year beginning in 2010 (see instructions for Part XIV)? If "Yes," complete Part XIV		X
10 Did any persons become substantial contributors during the tax year? If "Yes," attach a schedule listing their names and addresses		X

N/A

Part VII-A Statements Regarding Activities (continued)

11	At any time during the year, did the foundation, directly or indirectly, own a controlled entity within the meaning of section 512(b)(13)? If "Yes," attach schedule (see instructions)	11		X
12	Did the foundation acquire a direct or indirect interest in any applicable insurance contract before August 17, 2008?	12		X
13	Did the foundation comply with the public inspection requirements for its annual returns and exemption application? Website address ▶ <u>N/A</u>	13	X	
14	The books are in care of ▶ <u>PNC BANK NA</u> Telephone no. ▶ <u>(412) 762-3792</u> Located at ▶ <u>620 LIBERTY AVENUE, PITTSBURGH, PA</u> ZIP+4 ▶ <u>15222-2705</u>			
15	Section 4947(a)(1) nonexempt charitable trusts filing Form 990-PF in lieu of Form 1041 - Check here ▶ <input type="checkbox"/> and enter the amount of tax-exempt interest received or accrued during the year ▶ 15 <u>N/A</u>			
16	At any time during calendar year 2010, did the foundation have an interest in or a signature or other authority over a bank, securities, or other financial account in a foreign country? See page 20 of the instructions for exceptions and filing requirements for Form TD F 90-22.1. If "Yes," enter the name of the foreign country ▶	16	Yes	No X

Part VII-B Statements Regarding Activities for Which Form 4720 May Be Required

File Form 4720 if any item is checked in the "Yes" column, unless an exception applies.

		Yes	No
1a	During the year did the foundation (either directly or indirectly):		
(1)	Engage in the sale or exchange, or leasing of property with a disqualified person? <input type="checkbox"/> Yes <input checked="" type="checkbox"/> No		
(2)	Borrow money from, lend money to, or otherwise extend credit to (or accept it from) a disqualified person? <input type="checkbox"/> Yes <input checked="" type="checkbox"/> No		
(3)	Furnish goods, services, or facilities to (or accept them from) a disqualified person? <input type="checkbox"/> Yes <input checked="" type="checkbox"/> No		
(4)	Pay compensation to, or pay or reimburse the expenses of, a disqualified person? <input checked="" type="checkbox"/> Yes <input type="checkbox"/> No		
(5)	Transfer any income or assets to a disqualified person (or make any of either available for the benefit or use of a disqualified person)? <input type="checkbox"/> Yes <input checked="" type="checkbox"/> No		
(6)	Agree to pay money or property to a government official? (Exception. Check "No" if the foundation agreed to make a grant to or to employ the official for a period after termination of government service, if terminating within 90 days.) <input type="checkbox"/> Yes <input checked="" type="checkbox"/> No		
b	If any answer is "Yes" to 1a(1)-(6), did any of the acts fail to qualify under the exceptions described in Regulations section 53.4941(d)-3 or in a current notice regarding disaster assistance (see page 22 of the instructions)? Organizations relying on a current notice regarding disaster assistance check here ▶ <input type="checkbox"/>	1b	X
c	Did the foundation engage in a prior year in any of the acts described in 1a, other than excepted acts, that were not corrected before the first day of the tax year beginning in 2010?	1c	X
2	Taxes on failure to distribute income (section 4942) (does not apply for years the foundation was a private operating foundation defined in section 4942(j)(3) or 4942(j)(5)):		
a	At the end of tax year 2010, did the foundation have any undistributed income (lines 6d and 6e, Part XIII) for tax year(s) beginning before 2010? <input type="checkbox"/> Yes <input checked="" type="checkbox"/> No If "Yes," list the years ▶ _____, _____, _____		
b	Are there any years listed in 2a for which the foundation is not applying the provisions of section 4942(a)(2) (relating to incorrect valuation of assets) to the year's undistributed income? (If applying section 4942(a)(2) to all years listed, answer "No" and attach statement - see instructions.) <u>N/A</u>	2b	
c	If the provisions of section 4942(a)(2) are being applied to any of the years listed in 2a, list the years here. ▶ _____, _____, _____		
3a	Did the foundation hold more than a 2% direct or indirect interest in any business enterprise at any time during the year? <input type="checkbox"/> Yes <input checked="" type="checkbox"/> No		
b	If "Yes," did it have excess business holdings in 2010 as a result of (1) any purchase by the foundation or disqualified persons after May 26, 1969; (2) the lapse of the 5-year period (or longer period approved by the Commissioner under section 4943(c)(7)) to dispose of holdings acquired by gift or bequest; or (3) the lapse of the 10-, 15-, or 20-year first phase holding period? (Use Schedule C, Form 4720, to determine if the foundation had excess business holdings in 2010) <u>N/A</u>	3b	
4a	Did the foundation invest during the year any amount in a manner that would jeopardize its charitable purposes?	4a	X
b	Did the foundation make any investment in a prior year (but after December 31, 1969) that could jeopardize its charitable purpose that had not been removed from jeopardy before the first day of the tax year beginning in 2010?	4b	X

Part VII-B Statements Regarding Activities for Which Form 4720 May Be Required (continued)

5a During the year did the foundation pay or incur any amount to:

- (1) Carry on propaganda, or otherwise attempt to influence legislation (section 4945(e))? Yes No
- (2) Influence the outcome of any specific public election (see section 4955); or to carry on, directly or indirectly, any voter registration drive? Yes No
- (3) Provide a grant to an individual for travel, study, or other similar purposes? Yes No
- (4) Provide a grant to an organization other than a charitable, etc., organization described in section 509(a)(1), (2), or (3), or section 4940(d)(2)? Yes No
- (5) Provide for any purpose other than religious, charitable, scientific, literary, or educational purposes, or for the prevention of cruelty to children or animals? Yes No

b If any answer is "Yes" to 5a(1)-(5), did any of the transactions fail to qualify under the exceptions described in Regulations section 53.4945 or in a current notice regarding disaster assistance (see instructions)?

N/A

5b

Organizations relying on a current notice regarding disaster assistance check here

c If the answer is "Yes" to question 5a(4), does the foundation claim exemption from the tax because it maintained expenditure responsibility for the grant? **N/A**

Yes No

If "Yes," attach the statement required by Regulations section 53.4945-5(d).

6a Did the foundation, during the year, receive any funds, directly or indirectly, to pay premiums on a personal benefit contract?

Yes No

6b

b Did the foundation, during the year, pay premiums, directly or indirectly, on a personal benefit contract?

If "Yes" to 6b, file Form 8870.

X

7a At any time during the tax year, was the foundation a party to a prohibited tax shelter transaction?

Yes No

b If "Yes," did the foundation receive any proceeds or have any net income attributable to the transaction?

N/A

7b

Part VIII Information About Officers, Directors, Trustees, Foundation Managers, Highly Paid Employees, and Contractors

1 List all officers, directors, trustees, foundation managers and their compensation.

(a) Name and address	(b) Title, and average hours per week devoted to position	(c) Compensation (if not paid, enter -0-)	(d) Contributions to employee benefit plans and deferred compensation	(e) Expense account, other allowances
PNC BANK, N.A. 620 LIBERTY AVENUE PITTSBURGH, PA 15222-2705	TRUSTEE 4.00	19,443.	0.	0.

2 Compensation of five highest-paid employees (other than those included on line 1). If none, enter "NONE."

(a) Name and address of each employee paid more than \$50,000	(b) Title, and average hours per week devoted to position	(c) Compensation	(d) Contributions to employee benefit plans and deferred compensation	(e) Expense account, other allowances
NONE				

Total number of other employees paid over \$50,000

0

Part VIII Information About Officers, Directors, Trustees, Foundation Managers, Highly Paid Employees, and Contractors (continued)

3 Five highest-paid independent contractors for professional services. If none, enter "NONE."

(a) Name and address of each person paid more than \$50,000	(b) Type of service	(c) Compensation
NONE		

Total number of others receiving over \$50,000 for professional services ▶ 0

Part IX-A Summary of Direct Charitable Activities

List the foundation's four largest direct charitable activities during the tax year. Include relevant statistical information such as the number of organizations and other beneficiaries served, conferences convened, research papers produced, etc.

	Expenses
1 N/A	
	0.
2	
3	
4	

Part IX-B Summary of Program-Related Investments

Describe the two largest program-related investments made by the foundation during the tax year on lines 1 and 2.

	Amount
1 N/A	
	0.
2	
All other program-related investments. See instructions.	
3 N/A	
	0.
Total. Add lines 1 through 3 ▶	0.

Part X Minimum Investment Return (All domestic foundations must complete this part. Foreign foundations, see instructions.)

1 Fair market value of assets not used (or held for use) directly in carrying out charitable, etc., purposes:			
a	Average monthly fair market value of securities	1a	3,742,825.
b	Average of monthly cash balances	1b	
c	Fair market value of all other assets	1c	
d	Total (add lines 1a, b, and c)	1d	3,742,825.
e	Reduction claimed for blockage or other factors reported on lines 1a and 1c (attach detailed explanation)	1e	0.
2	Acquisition indebtedness applicable to line 1 assets	2	0.
3	Subtract line 2 from line 1d	3	3,742,825.
4	Cash deemed held for charitable activities. Enter 1 1/2% of line 3 (for greater amount, see instructions)	4	56,142.
5	Net value of noncharitable-use assets. Subtract line 4 from line 3. Enter here and on Part V, line 4	5	3,686,683.
6	Minimum investment return. Enter 5% of line 5	6	184,334.

Part XI Distributable Amount (see instructions) (Section 4942(j)(3) and (j)(5) private operating foundations and certain foreign organizations check here and do not complete this part.)

1	Minimum investment return from Part X, line 6	1	184,334.
2a	Tax on investment income for 2010 from Part VI, line 5	2a	3,556.
b	Income tax for 2010. (This does not include the tax from Part VI.)	2b	
c	Add lines 2a and 2b	2c	3,556.
3	Distributable amount before adjustments. Subtract line 2c from line 1	3	180,778.
4	Recoveries of amounts treated as qualifying distributions	4	0.
5	Add lines 3 and 4	5	180,778.
6	Deduction from distributable amount (see instructions)	6	0.
7	Distributable amount as adjusted. Subtract line 6 from line 5. Enter here and on Part XIII, line 1	7	180,778.

Part XII Qualifying Distributions (see instructions)

1 Amounts paid (including administrative expenses) to accomplish charitable, etc., purposes:			
a	Expenses, contributions, gifts, etc. - total from Part I, column (d), line 26	1a	160,696.
b	Program-related investments - total from Part IX-B	1b	0.
2	Amounts paid to acquire assets used (or held for use) directly in carrying out charitable, etc., purposes	2	
3 Amounts set aside for specific charitable projects that satisfy the:			
a	Suitability test (prior IRS approval required)	3a	
b	Cash distribution test (attach the required schedule)	3b	
4	Qualifying distributions. Add lines 1a through 3b. Enter here and on Part V, line 8, and Part XIII, line 4	4	160,696.
5	Foundations that qualify under section 4940(e) for the reduced rate of tax on net investment income. Enter 1% of Part I, line 27b	5	0.
6	Adjusted qualifying distributions. Subtract line 5 from line 4	6	160,696.

Note The amount on line 6 will be used in Part V, column (b), in subsequent years when calculating whether the foundation qualifies for the section 4940(e) reduction of tax in those years.

Part XIII Undistributed Income (see instructions)

	(a) Corpus	(b) Years prior to 2009	(c) 2009	(d) 2010
1 Distributable amount for 2010 from Part XI, line 7				180,778.
2 Undistributed income, if any, as of the end of 2010				
a Enter amount for 2009 only			0.	
b Total for prior years:		0.		
3 Excess distributions carryover, if any, to 2010:				
a From 2005				
b From 2006				
c From 2007				
d From 2008				
e From 2009				10,873.
f Total of lines 3a through e	10,873.			
4 Qualifying distributions for 2010 from Part XII, line 4: ▶ \$ 160,696.				
a Applied to 2009, but not more than line 2a			0.	
b Applied to undistributed income of prior years (Election required - see instructions)		0.		
c Treated as distributions out of corpus (Election required - see instructions)	0.			
d Applied to 2010 distributable amount				160,696.
e Remaining amount distributed out of corpus	0.			
5 Excess distributions carryover applied to 2010 (if an amount appears in column (d), the same amount must be shown in column (a))	10,873.			10,873.
Enter the net total of each column as indicated below:				
a Corpus Add lines 3f, 4c, and 4e Subtract line 5	0.			
b Prior years' undistributed income. Subtract line 4b from line 2b		0.		
c Enter the amount of prior years' undistributed income for which a notice of deficiency has been issued, or on which the section 4942(a) tax has been previously assessed		0.		
d Subtract line 6c from line 6b. Taxable amount - see instructions		0.		
e Undistributed income for 2009. Subtract line 4a from line 2a. Taxable amount - see instr.			0.	
f Undistributed income for 2010. Subtract lines 4d and 5 from line 1. This amount must be distributed in 2011				9,209.
7 Amounts treated as distributions out of corpus to satisfy requirements imposed by section 170(b)(1)(F) or 4942(g)(3)	0.			
8 Excess distributions carryover from 2005 not applied on line 5 or line 7	0.			
9 Excess distributions carryover to 2011. Subtract lines 7 and 8 from line 6a	0.			
10 Analysis of line 9:				
a Excess from 2006				
b Excess from 2007				
c Excess from 2008				
d Excess from 2009				
e Excess from 2010				

Part XIV Private Operating Foundations (see instructions and Part VII-A, question 9)

N/A

1 a If the foundation has received a ruling or determination letter that it is a private operating foundation, and the ruling is effective for 2010, enter the date of the ruling ▶

b Check box to indicate whether the foundation is a private operating foundation described in section 4942(j)(3) or 4942(j)(5)

	Tax year	Prior 3 years			(e) Total
	(a) 2010	(b) 2009	(c) 2008	(d) 2007	
2 a Enter the lesser of the adjusted net income from Part I or the minimum investment return from Part X for each year listed					
b 85% of line 2a					
c Qualifying distributions from Part XII, line 4 for each year listed					
d Amounts included in line 2c not used directly for active conduct of exempt activities					
e Qualifying distributions made directly for active conduct of exempt activities. Subtract line 2d from line 2c					
3 Complete 3a, b, or c for the alternative test relied upon:					
a "Assets" alternative test - enter:					
(1) Value of all assets					
(2) Value of assets qualifying under section 4942(j)(3)(B)(i)					
b "Endowment" alternative test - enter 2/3 of minimum investment return shown in Part X, line 6 for each year listed					
c "Support" alternative test - enter:					
(1) Total support other than gross investment income (interest, dividends, rents, payments on securities loans (section 512(a)(5)), or royalties)					
(2) Support from general public and 5 or more exempt organizations as provided in section 4942(j)(3)(B)(iii)					
(3) Largest amount of support from an exempt organization					
(4) Gross investment income					

Part XV Supplementary Information (Complete this part only if the foundation had \$5,000 or more in assets at any time during the year-see the instructions.)

1 Information Regarding Foundation Managers:

a List any managers of the foundation who have contributed more than 2% of the total contributions received by the foundation before the close of any tax year (but only if they have contributed more than \$5,000). (See section 507(d)(2).)

NONE

b List any managers of the foundation who own 10% or more of the stock of a corporation (or an equally large portion of the ownership of a partnership or other entity) of which the foundation has a 10% or greater interest.

NONE

2 Information Regarding Contribution, Grant, Gift, Loan, Scholarship, etc., Programs:

Check here if the foundation only makes contributions to preselected charitable organizations and does not accept unsolicited requests for funds. If the foundation makes gifts, grants, etc. (see instructions) to individuals or organizations under other conditions, complete items 2a, b, c, and d.

a The name, address, and telephone number of the person to whom applications should be addressed:

b The form in which applications should be submitted and information and materials they should include:

c Any submission deadlines:

d Any restrictions or limitations on awards, such as by geographical areas, charitable fields, kinds of institutions, or other factors:

Part XV Supplementary Information (continued)

3 Grants and Contributions Paid During the Year or Approved for Future Payment

Recipient	If recipient is an individual, show any relationship to any foundation manager or substantial contributor	Foundation status of recipient	Purpose of grant or contribution	Amount
Name and address (home or business)				
<p><i>a Paid during the year</i> SECOND PRESBYTERIAN CHURCH 3701 OLD BROWNSBORO ROAD LOUISVILLE, KY 40207</p>	<p>NONE</p>	<p>CHURCH</p>	<p>FINANCIAL SUPPORT FOR THE GENERAL PURPOSES OF THE CH</p>	<p>159,024.</p>
<p>Total</p>				<p>▶ 3a 159,024.</p>
<p><i>b Approved for future payment</i></p> <p>NONE</p>				
<p>Total</p>				<p>▶ 3b 0.</p>

Part XVII Information Regarding Transfers To and Transactions and Relationships With Noncharitable Exempt Organizations

- 1 Did the organization directly or indirectly engage in any of the following with any other organization described in section 501(c) of the Code... a Transfers from the reporting foundation to a noncharitable exempt organization of: (1) Cash (2) Other assets b Other transactions: (1) Sales of assets to a noncharitable exempt organization (2) Purchases of assets from a noncharitable exempt organization (3) Rental of facilities, equipment, or other assets (4) Reimbursement arrangements (5) Loans or loan guarantees (6) Performance of services or membership or fundraising solicitations c Sharing of facilities, equipment, mailing lists, other assets, or paid employees d If the answer to any of the above is "Yes," complete the following schedule...

Table with columns Yes and No. Rows 1a(1), 1a(2), 1b(1), 1b(2), 1b(3), 1b(4), 1b(5), 1b(6), 1c. All 'No' boxes are checked (X).

Table with 4 columns: (a) Line no, (b) Amount involved, (c) Name of noncharitable exempt organization, (d) Description of transfers, transactions, and sharing arrangements. Row 1 contains 'N/A'.

2a Is the foundation directly or indirectly affiliated with, or related to, one or more tax-exempt organizations described in section 501(c) of the Code (other than section 501(c)(3)) or in section 527? [] Yes [X] No

Table with 3 columns: (a) Name of organization, (b) Type of organization, (c) Description of relationship. Row 1 contains 'N/A'.

Sign Here Under penalties of perjury, I declare that I have examined this return, including accompanying schedules and statements, and to the best of my knowledge and belief, it is true, correct, and complete. Declaration of preparer (other than taxpayer or fiduciary) based on all information of which preparer has any knowledge. Signature of officer or trustee: John W. Alutz, Date: 11-10-2012, Title: ASSISTANT VICE PRESIDEN

Paid Preparer Use Only Print/Type preparer's name, Preparer's signature, Date, Check [] if self-employed, PTIN, Firm's name, Firm's EIN, Firm's address, Phone no.

FORM 990-PF GAIN OR (LOSS) FROM SALE OF ASSETS STATEMENT 1

(A) DESCRIPTION OF PROPERTY	(B) GROSS SALES PRICE	(C) COST OR OTHER BASIS	(D) EXPENSE OF SALE	(E) MANNER ACQUIRED	(F) DATE ACQUIRED	(G) DATE SOLD
L/T CAPITAL GAIN DISTRIBUTIONS				PURCHASED		
	6,090.	0.	0.		0.	6,090.

(A) DESCRIPTION OF PROPERTY	(B) GROSS SALES PRICE	(C) COST OR OTHER BASIS	(D) EXPENSE OF SALE	(E) MANNER ACQUIRED	(F) DATE ACQUIRED	(G) DATE SOLD
S/T CAPITAL GAIN DISTRIBUTIONS				PURCHASED		
	2,757.	0.	0.		0.	2,757.

(A) DESCRIPTION OF PROPERTY	(B) GROSS SALES PRICE	(C) COST OR OTHER BASIS	(D) EXPENSE OF SALE	(E) MANNER ACQUIRED	(F) DATE ACQUIRED	(G) DATE SOLD
SALES OF PUBLICLY TRADED SECURITIES						
	718,380.	598,495.	0.		0.	119,885.

CAPITAL GAINS DIVIDENDS FROM PART IV						0.
TOTAL TO FORM 990-PF, PART I, LINE 6A						128,732.

FORM 990-PF INTEREST ON SAVINGS AND TEMPORARY CASH INVESTMENTS STATEMENT 2

SOURCE	AMOUNT
MONEY MARKET & OTHER TEMPORARY INVESTMENTS	24.
TOTAL TO FORM 990-PF, PART I, LINE 3, COLUMN A	24.

FORM 990-PF DIVIDENDS AND INTEREST FROM SECURITIES STATEMENT 3

SOURCE	GROSS AMOUNT	CAPITAL GAINS DIVIDENDS	COLUMN (A) AMOUNT
TRUST INVESTMENT INCOME	74,973.	0.	74,973.
TOTAL TO FM 990-PF, PART I, LN 4	74,973.	0.	74,973.

FORM 990-PF OTHER INCOME STATEMENT 4

DESCRIPTION	(A) REVENUE PER BOOKS	(B) NET INVESTMENT INCOME	(C) ADJUSTED NET INCOME
LARZARD LTD. CL A	22.	0.	
CLASS ACTION PROCEEDS	1,880.	0.	
FOREIGN TAX REFUNDS	23.	23.	
TOTAL TO FORM 990-PF, PART I, LINE 11	1,925.	23.	

FORM 990-PF ACCOUNTING FEES STATEMENT 5

DESCRIPTION	(A) EXPENSES PER BOOKS	(B) NET INVESTMENT INCOME	(C) ADJUSTED NET INCOME	(D) CHARITABLE PURPOSES
TAX PREP FEE	700.	0.		700.
TO FORM 990-PF, PG 1, LN 16B	700.	0.		700.

FORM 990-PF TAXES STATEMENT 6

DESCRIPTION	(A) EXPENSES PER BOOKS	(B) NET INVEST- MENT INCOME	(C) ADJUSTED NET INCOME	(D) CHARITABLE PURPOSES
FOREIGN TAXES PAID	144.	144.		0.
BALANCE 8/31/10 FEDERAL EXCISE TAX DUE	2,166.	0.		0.
8/31/11 ESTIMATED FEDERAL EXCISE TAX	2,200.	0.		0.
TO FORM 990-PF, PG 1, LN 18	4,510.	144.		0.

FORM 990-PF OTHER EXPENSES STATEMENT 7

DESCRIPTION	(A) EXPENSES PER BOOKS	(B) NET INVEST- MENT INCOME	(C) ADJUSTED NET INCOME	(D) CHARITABLE PURPOSES
MAP MANAGER FEES	5,775.	5,775.		0.
PROCESSING FEES	14.	14.		0.
TO FORM 990-PF, PG 1, LN 23	5,789.	5,789.		0.

FORM 990-PF CORPORATE STOCK STATEMENT 8

DESCRIPTION	BOOK VALUE	FAIR MARKET VALUE
COMMON STOCK	630,273.	742,584.
TOTAL TO FORM 990-PF, PART II, LINE 10B	630,273.	742,584.

FORM 990-PF

OTHER INVESTMENTS

STATEMENT 9

DESCRIPTION	VALUATION METHOD	BOOK VALUE	FAIR MARKET VALUE
MUTUAL FUNDS - EQUITY	COST	1,320,202.	1,529,278.
MUTUAL FUNDS - FIXED	COST	1,215,448.	1,298,537.
LIMITED PARTNERSHIP	COST	515.	510.
TOTAL TO FORM 990-PF, PART II, LINE 13		2,536,165.	2,828,325.

BANK 21
REGION 80
OFFICE 001

- TRANSACTION-
DESCRIPTION

DATE

09/01/10

08/31/11

DATE 01/09/12

TIME 16:18

PAGE 0004

ACCOUNT 5754008 J E L L I N G S C O M B J R T U W C H A R

A L Y S I S / S U M M A R Y -

-TRANSACTION-
DESCRIPTION

-CODES-
TRAN TAX INDV

HISTORY

INCOME

C A S H -

PRINCIPAL

INVEST/UNITS

TOTALS FOR TAX CODE 081

LONG TERM CAPITAL GAIN DISTRIBUTION

1,725.08

4,364.33 P

TOTALS FOR TAX CODE 082

SHORT TERM CAPITAL GAIN DISTRIBUTION

1,572.03

1,185.11 I

TOTALS FOR TAX CODE 831

SALES-COLLECTIVE FUNDS

232,000.00

210,937.28-P

240,846.55

27,909.27

98,822.13

Plus MAP Accts.

128,731.40

09-28-10 MUTUAL FUND AGENT 085 831 9464 40971-00001 5,000.00 4,728.72-
 09/27 SALE 102.187 SHS @ 48.9299 09-28-10 102.187-
 BARON ASSET FUND FD #585

09-28-10 MUTUAL FUND AGENT 085 831 9464 40971-00002 10,000.00 8,780.49-
 09/27 SALE 567.215 SHS @ 17.63 09-28-10 567.215-
 IVY GLBL NATURAL RESOURCES FD CL Y
 FUND #722

09-28-10 MUTUAL FUND AGENT 085 831 9464 40971-00003 2,000.00 1,556.25-
 09/27 SALE 78.678 SHS @ 25.42 09-28-10 78.678-
 RS EMERGING MARKETS FUND CLASS A

09-28-10 MUTUAL FUND AGENT 085 831 9464 40971-00004 5,000.00 4,917.00-
 09/27 SALE 94.34 SHS @ 52.9997 09-28-10 94.340-
 T ROWE PRICE MID CAP GROWTH INC FD #64

09-28-10 MUTUAL FUND AGENT 085 831 9464 40971-00005 5,000.00 3,400.36-
 09/27 SALE 304.692 SHS @ 16.41 09-28-10 304.692-
 T ROWE PRICE REAL ESTATE FUND FD #122

09-28-10 MUTUAL FUND AGENT 085 831 9464 40971-00006 15,000.00 13,936.51-
 09/27 SALE 1,378.676 SHS @ 10.88 09-28-10 1,378.676-
 VANGUARD TOTAL BOND MARKET INDEX FUND CL SIG FD #1351

12-10-10 SHORT TERM CAPITAL GAINS DISTRIBUTION 071 082 00-0000 41044-00001 1,572.03
 PAYABLE 12/09/10 AT .0804 PER SHARE 12-10-10
 WESTERN ASSET INTMD BND-IN

12-10-10 LONG TERM CAPITAL GAINS DISTRIBUTION 081 081 00-0000 41044-00002 995.05
 PAYABLE 12/09/10 AT .0509 PER SHARE 12-10-10
 WESTERN ASSET INTMD BND-IN

12-15-10 LONG TERM CAPITAL GAINS DISTRIBUTION 081 081 00-0000 41049-00001 729.71
 PAYABLE 12/15/10 AT .7720 PER SHARE 12-15-10
 BARON ASSET FUND FD #585

12-15-10 PURC 35.615 SHS THRU REINVESTMENT 083 081 41049-00003 2,068.18
 OF CAP GAIN PAYABLE 12/15/10 @ 58.0700 12-15-10 35.615
 T ROWE PRICE MID CAP GROWTH INC FD #64

DATE	DESCRIPTION	-TRANSACTION-	-CODES-	HISTORY	INCOME	PRINCIPAL	INVEST/UNITS
12-28-10	MUTUAL FUND AGENT						
	12/27 SALE 89.847 SHS @ 55.6501		085 831	9464 41062-00001		5,000.00	4,157.68-
	BARON ASSET FUND			12-28-10			89.847-
	FD #585						
12-28-10	MUTUAL FUND AGENT						
	12/27 SALE 134.953 SHS @ 7.4099		085 831	9464 41062-00002		1,000.00	913.63-
	DWS RREEF GLOBAL REAL ESTATE			12-28-10			134.953-
	SECURITIES FUND CL S						
12-28-10	MUTUAL FUND AGENT						
	12/27 SALE 140.121 SHS @ 21.41		085 831	9464 41062-00003		3,000.00	2,169.07-
	IVY GLBL NATURAL RESOURCES FD			12-28-10			140.121-
	CL Y						
	FUND #722						
12-28-10	MUTUAL FUND AGENT						
	12/27 SALE 85.295 SHS @ 58.62		085 831	9464 41062-00004		5,000.00	4,464.67-
	T ROWE PRICE MID CAP GROWTH			12-28-10			85.295-
	INC FD #64						
12-28-10	MUTUAL FUND AGENT						
	12/27 SALE 114.811 SHS @ 17.4199		085 831	9464 41062-00005		2,000.00	1,281.29-
	T ROWE PRICE REAL ESTATE FUND			12-28-10			114.811-
	FD #122						
12-28-10	PURC 112.333 SHS THRU REINV OF SHORT		073 082	41062-00006			1,185.11
	TERM CAP GAIN DUE 12/27/10 @ \$ 10.5500			12-28-10			112.333
	VANGUARD TOTAL BOND MARKET						
	INDEX FUND CL SIG						
	FD #1351						
12-28-10	PURC 217.645 SHS THRU REINVESTMENT		083 081	41062-00007			2,296.15
	OF CAP GAIN PAYABLE 12/27/10 @ 10.5500			12-28-10			217.645
	VANGUARD TOTAL BOND MARKET						
	INDEX FUND CL SIG						
	FD #1351						
12-28-10	LONG TERM CAPITAL GAINS DISTRIBUTION		081 081	00-0000 41062-00008		.15	
	PAYABLE 12/21/10 AT .0000 PER SHARE			12-28-10			
	BLACKROCK LIQUIDITY FUNDS						
	TEMPFUND						
	ADMINISTRATION SHARES #H1						
12-28-10	LONG TERM CAPITAL GAINS DISTRIBUTION		081 081	00-0000 41062-00009		.17	
	PAYABLE 12/21/10 AT .0000 PER SHARE			12-28-10			
	BLACKROCK LIQUIDITY FUNDS						
	TEMPFUND						
	ADMINISTRATION SHARES #H1						

BANK 21
 REGION 80
 OFFICE 001

- TRANSACTION SUMMARY -
 ACCOUNT 5754008 J E LIPSCOMB JR TUW CHAR

DATE 01/09/12
 TIME 16:18
 PAGE 0003

DATE	DESCRIPTION	-TRANSACTION-	-CODES-	HISTORY	INCOME	PRINCIPAL	INVEST/UNITS
03-25-11	MUTUAL FUND AGENT						
	03/24 SALE 173.1 SHS @ 57.77	085 831	9464	41154-00001 03-25-11		10,000.00	8,010.22- 173.100-
	BARON ASSET FUND FD #585						
03-25-11	MUTUAL FUND AGENT						
	03/24 SALE 64.041 SHS @ 62.4599	085 831	9464	41154-00002 03-25-11		4,000.00	3,040.74- 64.041-
	HARBOR INTERNATIONAL FUND CLASS INS						
03-25-11	MUTUAL FUND AGENT						
	03/24 SALE 160.179 SHS @ 62.43	085 831	9464	41154-00003 03-25-11		10,000.00	8,384.38- 160.179-
	T ROWE PRICE MID CAP GROWTH INC FD #64						
06-27-11	MUTUAL FUND AGENT						
	06/24 SALE 13,888.889 SHS @ 10.7999	085 831	9464	41248-00008 06-27-11		150,000.00	141,196.27- 13,888.889-
	VANGUARD TOTAL BOND MARKET INDEX FUND CL SIG FD #1351						

BANK 21
REGION 80
OFFICE 610

- TRANSACTION-
DESCRIPTION

DATE

DATE 01/09/12
TIME 16:18
PAGE 0003

ANALYSIS / SUMMARY -
09/01/10 THROUGH 08/31/11
ACCOUNT 5754008 JELIUSCOMB JR TUW CHAR
LCGR

-CODES- HISTORY INCOME PRINCIPAL INVEST/UNITS
TRAN TAX INDV

TOTALS FOR TAX CODE 081 LONG TERM CAPITAL GAIN DISTRIBUTION .02
TOTALS FOR TAX CODE 830 SALES 12,071.09 13,680.66-P

(1609.55)

DATE	DESCRIPTION	-TRANSACTION-	-CODES-	HISTORY	INCOME	PRINCIPAL	INVEST/UNITS
		TRAN TAX INDV					
10-25-10	BNY CONVERGEX 10/20 SALE 82 SHS @ 11.7584 MISC .02 BANK OF AMERICA CORP	085 830 9333 40998-00002 10-25-10		964.17	2,317.53- 82.000-		
10-25-10	BNY CONVERGEX 10/20 SALE 17 SHS @ 49.6521 MISC .01 FLUOR CORP	085 830 9333 40998-00003 10-25-10		844.07	838.40- 17.000-		
10-25-10	BNY CONVERGEX 10/20 SALE 22 SHS @ 25.21 MISC .01 MICROSOFT CORP	085 830 9333 40998-00005 10-25-10		554.61	630.52- 22.000-		
10-25-10	BNY CONVERGEX 10/20 SALE 23 SHS @ 52.0225 MISC .02 PEABODY ENERGY CORP	085 830 9333 40998-00006 10-25-10		1,196.50	911.09- 23.000-		
12-28-10	LONG TERM CAPITAL GAINS DISTRIBUTION PAYABLE 12/21/10 AT .0000 PER SHARE BLACKROCK LIQUIDITY FUNDS TEMPFUND ADMINISTRATION SHARES #H1	081 081 00-0000 41062-00001 12-28-10		.02			
03-02-11	BNY CONVERGEX 02/25 SALE 46 SHS @ 46.9324 MISC .04 HALLIBURTON CO	085 830 9333 41131-00001 03-02-11		2,158.85	1,652.73- 46.000-		
03-02-11	BNY CONVERGEX 02/25 SALE 13 SHS @ 92.0836 MISC .02 SCHLUMBERGER LTD SEDOL 2779201 ISIN AN8068571086	085 830 9333 41131-00002 03-02-11		1,197.06	1,269.21- 13.000-		
03-03-11	BNY CONVERGEX 02/28 SALE 30 SHS @ 27.9029 MISC .02 SYSCO CORP	085 830 9333 41132-00002 03-03-11		837.07	1,086.60- 30.000-		
03-04-11	BNY CONVERGEX 03/01 SALE 23 SHS @ 56.3375 MISC .02 FOMENTO ECONOMICO MEXICANO SAB DE CV SPONSORED ADR	085 830 9333 41133-00001 03-04-11		1,295.74	1,004.50- 23.000-		

CASH

- T R A N S A C T I O N A N A L Y S I S / S U M M A R Y -
 09/01/10 THROUGH 08/31/11
 ACCOUNT 5754008 J E L I N G C O M B J R T U W C H A R L C G R

BANK 21
 REGION 80
 OFFICE 610

- TRANSACTION- DESCRIPTION		- CODES- TRAN TAX INDV		HISTORY		- C A S H - INCOME		INVEST/UNITS	
DATE	DESCRIPTION						PRINCIPAL		
05-27-11	BNY CONVERGEX 05/24 SALE 49 SHS @ 16.2701 MISC .02 CISCO SYSTEMS INC	085	830	9333	41217-00004 05-27-11		797.22		1,333.37- 49.000-
05-27-11	BNY CONVERGEX 05/24 SALE 92 SHS @ 24.1939 MISC .04 MICROSOFT CORP	085	830	9333	41217-00006 05-27-11		2,225.80		2,636.71- 92.000-

BANK 21
REGION 80
OFFICE 636

- TRANSACTION-
DESCRIPTION

DATE 01/09/12
TIME 16:19
PAGE 0003

- T R A N S A C T I O N A M A L Y S I S / S U M M A R Y -
09/01/10 T U W C H A R
ACCOUNT 5754008 J E L I P S C O M B J R T U W C H A R L C V A

-TRANSACTION-
DESCRIPTION

-CODES-
TRAN TAX INDV HISTORY

- C A S H -
INCOME

PRINCIPAL

INVEST/UNITS

TOTALS FOR TAX CODE 081 LONG TERM CAPITAL GAIN DISTRIBUTION .01

TOTALS FOR TAX CODE 830 SALES 9,405.74 7,400.89-P

TOTALS FOR TAX CODE 833 SALE OF RIGHTS/FRACTIONAL SHARE OF STOCK 42.72 81.47-P

9448.47 7482.36-

1966.11

- T R A N S A C T I O N A C C O U N T 5754008 J E L I N G H 08/31/11 S U M M A R Y - L C V A

DATE	-TRANSACTION- DESCRIPTION	-CODES- TRAN TAX INDV	HISTORY	INCOME	PRINCIPAL	INVEST/UNITS
09-21-10	BNY CONVERGEX 09/16 SALE 6 SHS @ 52.3202 MISC .01 ASTRAZENECA PLC SPONS ADR	085 830 9333	40964-00001 09-21-10	313.92		267.21- 6.000-
10-18-10	BNY CONVERGEX 10/13 SALE 7 SHS @ 24.64 ALTRIA GROUP INC	085 830 9333	40991-00001 10-18-10	172.48		134.52- 7.000-
10-18-10	BNY CONVERGEX 10/13 SALE 4 SHS @ 58.53 ANADARKO PETROLEUM CORP	085 830 9333	40991-00002 10-18-10	234.12		194.69- 4.000-
10-18-10	BNY CONVERGEX 10/13 SALE 7 SHS @ 34.95 DISNEY WALT CO	085 830 9333	40991-00003 10-18-10	244.65		167.30- 7.000-
10-18-10	BNY CONVERGEX 10/13 SALE 4 SHS @ 63.13 MISC .01 NEWMONT MINING CORP	085 830 9333	40991-00004 10-18-10	252.52		126.81- 4.000-
11-15-10	BNY CONVERGEX 11/09 SALE 79 SHS @ 25.7716 MISC .03 ALTRIA GROUP INC	085 830 9333	41019-00001 11-15-10	2,035.92		1,518.15- 79.000-
12-28-10	LONG TERM CAPITAL GAINS DISTRIBUTION PAYABLE 12/21/10 AT .0000 PER SHARE BLACKROCK LIQUIDITY FUNDS TEMPFUND ADMINISTRATION SHARES #H1	081 081 00-0000	41062-00001 12-28-10	.01		
01-12-11	BNY CONVERGEX 01/07 SALE 54 SHS @ 39.4534 MISC .04 DISNEY WALT CO	085 830 9333	41082-00004 01-12-11	2,130.45		1,290.60- 54.000-
01-12-11	BNY CONVERGEX 01/07 SALE 65 SHS @ 35.5588 MISC .04 VERIZON COMMUNICATIONS INC	085 830 9333	41082-00006 01-12-11	2,311.28		1,999.68- 65.000-
02-17-11	BNY CONVERGEX 02/14 SALE 2 SHS @ 100.88 OCCIDENTAL PETROLEUM CORP	085 830 9333	41118-00001 02-17-11	201.76		93.14- 2.000-

DATE	DESCRIPTION	-TRANSACTION-	-CODES-	HISTORY	INCOME	PRINCIPAL	INVEST/UNITS
02-17-11	BNY CONVERGEX 02/14 SALE 8 SHS @ 22.09 STAPLES INC		085 830	9333 41118-00002 02-17-11		176.72	183.25- 8.000-
02-17-11	BNY CONVERGEX 02/14 SALE 4 SHS @ 42.3502 UNITEDHEALTH GROUP INC		085 830	9333 41118-00003 02-17-11		169.40	167.68- 4.000-
03-29-11	BNY CONVERGEX 03/24 SALE 13 SHS @ 27.27 MISC .01 LOWES COMPANIES INC		085 830	9333 41158-00002 03-29-11		354.50	356.45- 13.000-
04-11-11	CASH IN LIEU OF .165 FRACTIONAL SHARES/PAR AT 38.7600 PER SHARE/BOND HUNTINGTON INGALLS INDS INC		085 833	9999 41171-00002 04-11-11		6.40	5.76- .165-
05-26-11	CASH IN LIEU OF .900 FRACTIONAL SHARES/PAR AT 40.3500 PER SHARE/BOND CITIGROUP INC		085 833	9999 41216-00001 05-26-11		36.32	75.71- .900-
07-06-11	BNY CONVERGEX 06/30 SALE 5 SHS @ 34.6045 HUNTINGTON INGALLS INDS INC		085 830	9333 41257-00001 07-06-11		173.02	174.42- 5.000-
08-09-11	BNY CONVERGEX 08/04 SALE 2 SHS @ 74.91 UNITED TECHNOLOGIES CORP		085 830	9333 41291-00005 08-09-11		149.82	126.55- 2.000-
08-16-11	BNY CONVERGEX 08/11 SALE 27 SHS @ 17.97 MISC .01 PFIZER INC		085 830	9333 41298-00001 08-16-11		485.18	600.44- 27.000-

ACCOUNT 5754008 J E LITSCOMB JR TUV CHAR LCVA

- T R A N S A C T I O N A N N A L Y S I S / S U M M A R Y -
 09/01/10 THROUGH 08/31/11

BANK 21
REGION 80
OFFICE 640

- TRANSACTION-
DESCRIPTION

DATE 01/09/12
TIME 16:19
PAGE 0013

- TRANSACT I O N A M A L Y S I S / S U M M A R Y -
09/01/10 UGH 08/31/11
ACCOUNT 5754008 J E L I P S C O M B J R T U W C H A R M G C R

-TRANSACTION-
DESCRIPTION

-CODES-
TRAN TAX INDV HISTORY

- C A S H -
INCOME PRINCIPAL INVEST/UNITS

TOTALS FOR TAX CODE 081

LONG TERM CAPITAL GAIN DISTRIBUTION

.03

TOTALS FOR TAX CODE 830

SALES

131,917.58

111,170.83-P

TOTALS FOR TAX CODE 833

SALE OF RIGHTS/FRACTIONAL SHARE OF STOCK

.60

3.04-P

131,921.31

111,173.84



20,747.44

BANK 21
REGION 80
OFFICE 640

- TRANSACTION-
DATE DESCRIPTION

-TRANSACTION-
DESCRIPTION

09-01-10 BNY CONVERGEX
08/27 SALE 37 SHS @ 33.4856
MISC .02
GUESS INC

09-02-10 BNY CONVERGEX
08/30 SALE 77 SHS @ 12.8842
MISC .02
STERLITE INDUSTRIES INDI ADS
ADT ISIN US8597372072
SEDOL B1YX3G8

09-03-10 BNY CONVERGEX
08/31 SALE 24 SHS @ 31.4494
MISC .01
MEDTRONIC INC

09-14-10 BNY CONVERGEX
09/09 SALE 27 SHS @ 26.4025
MISC .01
ATWOOD OCEANICS INC

09-16-10 BNY CONVERGEX
09/13 SALE 16 SHS @ 46.53
MISC .01
AMPHENOL CORP NEW
CL A

09-16-10 BNY CONVERGEX
09/13 SALE 50 SHS @ 15.6463
MISC .01
NUANCE COMMUNICATIONS INC

09-29-10 BNY CONVERGEX
09/24 SALE 66 SHS @ 15.3414
MISC .02
NUANCE COMMUNICATIONS INC

10-06-10 BNY CONVERGEX
10/01 SALE 27 SHS @ 38.6242
MISC .02
NUCOR CORP

10-06-10 BNY CONVERGEX
10/01 SALE 25 SHS @ 80.8229
MISC .03
OCCIDENTAL PETROLEUM CORP

- T R A N S A C T I O N A C C O U N T 5 7 5 4 0 0 8 J E L I P S C O M B J R T U W C H A R M C G R

DATE 01/09/12
TIME 16:19
PAGE 0001

- C A S H -

HISTORY

-CODES-
TRAN TAX INDV

INCOME
PRINCIPAL
INVEST/UNITS

1,238.95
1,320.51-
37,000-

992.07
898.96-
77,000-

754.77
1,012.77-
24,000-

712.86
1,062.31-
27,000-

744.47
757.05-
16,000-

782.30
748.93-
50,000-

1,012.52
988.59-
66,000-

1,042.84
841.25-
27,000-

2,020.54
2,054.11-
25,000-

BANK 21
REGION 80
OFFICE 640

- T R A N S A C T I O N A M A L Y S I S / S U M M A R Y -
09/01/10 THROUGH 08/31/11
ACCOUNT 5754008 J E L I P S C O M B J R T U W C H A R M C G R

DATE 01/09/12
TIME 16:19
PAGE 0002

DATE	- TRANSACTION- DESCRIPTION	-CODES- TRAN TAX INDV	HISTORY	INCOME	PRINCIPAL	INVEST/UNITS
10-08-10	BNY CONVERGEX 10/05 SALE 32 SHS @ 42.5684 MISC .02 ANSYS INC	085 830	9333 40981-00001 10-08-10	1,362.17	1,362.17	1,377.01- 32,000-
10-08-10	BNY CONVERGEX 10/05 SALE 29 SHS @ 72.0085 MISC .04 UNITED TECHNOLOGIES CORP	085 830	9333 40981-00003 10-08-10	2,088.21	2,088.21	2,127.79- 29,000-
10-25-10	BNY CONVERGEX 10/20 SALE 39 SHS @ 30.4525 MISC .02 LINEAR TECHNOLOGY CORP	085 830	9333 40998-00002 10-25-10	1,187.63	1,187.63	1,411.66- 39,000-
11-01-10	BNY CONVERGEX 10/27 SALE 62 SHS @ 16.919 MISC .02 ALIGN TECHNOLOGY INC	085 830	9333 41005-00001 11-01-10	1,048.96	1,048.96	1,044.25- 62,000-
11-01-10	BNY CONVERGEX 10/27 SALE 21 SHS @ 66.0073 MISC .02 BUCYRUS INTL INC	085 830	9333 41005-00002 11-01-10	1,386.13	1,386.13	1,048.72- 21,000-
11-02-10	BNY CONVERGEX 10/28 SALE 29 SHS @ 19.4235 MISC .01 SKECHERS U S A INC CL A	085 830	9333 41006-00002 11-02-10	563.27	563.27	1,003.17- 29,000-
11-05-10	BNY CONVERGEX 11/02 SALE 13 SHS @ 77.4434 MISC .02 CORE LABORATORIES N V	085 830	9333 41009-00001 11-05-10	1,006.75	1,006.75	1,134.00- 13,000-
11-05-10	BNY CONVERGEX 11/02 SALE 22 SHS @ 88.9254 MISC .03 CUMMINS INC	085 830	9333 41009-00002 11-05-10	1,956.33	1,956.33	1,038.64- 22,000-
11-05-10	BNY CONVERGEX 11/02 SALE 7 SHS @ 265.5328 MISC .03 INTUITIVE SURGICAL INC	085 830	9333 41009-00003 11-05-10	1,858.70	1,858.70	1,856.62- 7,000-

DATE	DESCRIPTION	-TRANSACTION- DESCRIPTION	-CODES- TRAN TAX INDV	HISTORY	INCOME	PRINCIPAL	INVEST/UNITS
11-09-10	BNY CONVERGEX 11/04 SALE 40 SHS @ 27.7861 MISC .02 XILINX INC		085 830 9333	41013-00002 11-09-10	1,111.43	1,104.66- 40.000-	
11-12-10	BNY CONVERGEX 11/08 SALE 100 SHS @ 32.9153 MISC .06 HALLIBURTON CO		085 830 9333	41016-00001 11-12-10	3,291.47	3,009.56- 100.000-	
11-15-10	BNY CONVERGEX 11/09 SALE 13 SHS @ 104.8174 MISC .02 NEW ORIENTAL ED & TECHNOLOGY GROUP INC SPONSORED ADR		085 830 9333	41019-00003 11-15-10	1,362.60	957.64- 13.000-	
11-16-10	BNY CONVERGEX 11/10 SALE 39 SHS @ 20.3923 MISC .01 WARNER CHILCOTT PLC CL A SEDOL B446CM7 ISIN IE00B446CM77		085 830 9333	41020-00001 11-16-10	795.29	1,021.83- 39.000-	
11-16-10	BNY CONVERGEX 11/10 SALE 40 SHS @ 28.5161 MISC .02 AVON PRODUCTS INC		085 830 9333	41020-00002 11-16-10	1,140.62	1,140.60- 40.000-	
11-23-10	BNY CONVERGEX 11/18 SALE 56 SHS @ 19.5501 MISC .02 CISCO SYSTEMS INC		085 830 9333	41027-00001 11-23-10	1,094.79	1,550.66- 56.000-	
11-29-10	BNY CONVERGEX 11/23 SALE 59 SHS @ 19.644 MISC .02 ABB LTD SPONSORED ADR		085 830 9333	41033-00002 11-29-10	1,158.98	1,173.83- 59.000-	
12-20-10	BNY CONVERGEX 12/15 SALE 18 SHS @ 55.38 MISC .02 ITRON, INC.		085 830 9333	41054-00002 12-20-10	996.82	1,100.09- 18.000-	
12-23-10	BNY CONVERGEX 12/20 SALE 40 SHS @ 34.9098 MISC .02 ATHEROS COMMUNICATIONS		085 830 9333	41057-00001 12-23-10	1,396.37	1,054.50- 40.000-	

DATE	DESCRIPTION	-CODES- TRAN TAX INDV	HISTORY	INCOME	PRINCIPAL	INVEST/UNITS
12-28-10	LONG TERM CAPITAL GAINS DISTRIBUTION PAYABLE 12/21/10 AT .0000 PER SHARE BLACKROCK LIQUIDITY FUNDS TEMPFUND ADMINISTRATION SHARES #H1	081 081 00-0000	41062-00002 12-28-10	.03		
12-29-10	BNY CONVERGEX 12/23 SALE 41 SHS @ 29.0614 MISC .02 AVON PRODUCTS INC	085 830	9333 41063-00001 12-29-10		1,191.50	1,169.12- 41.000-
01-12-11	BNY CONVERGEX 01/07 SALE 91 SHS @ 21.9568 MISC .03 ABB LTD SPONSORED ADR	085 830	9333 41082-00001 01-12-11		1,998.04	1,810.48- 91.000-
01-13-11	BNY CONVERGEX 01/10 SALE 72 SHS @ 17.0234 MISC .02 BRUKER CORP	085 830	9333 41083-00003 01-13-11		1,225.66	914.29- 72.000-
01-31-11	BNY CONVERGEX 01/26 SALE 30 SHS @ 32.0694 MISC .02 LONGTOP FINL TECHNOLOGIES LTD ADR ISIN US54318P1084 SEDOL B28G1Z5	085 830	9333 41101-00001 01-31-11		962.06	1,088.50- 30.000-
02-01-11	BNY CONVERGEX 01/27 SALE 29 SHS @ 77.664 MISC .04 WATERS CORP	085 830	9333 41102-00003 02-01-11		2,252.21	1,604.02- 29.000-
02-02-11	BNY CONVERGEX 01/28 SALE 49 SHS @ 32.7793 MISC .03 CARMAX INC	085 830	9333 41103-00002 02-02-11		1,606.15	1,043.75- 49.000-
02-02-11	BNY CONVERGEX 01/28 SALE 10 SHS @ 108.8382 MISC .02 F5 NETWORKS INC	085 830	9333 41103-00003 02-02-11		1,088.36	515.91- 10.000-
02-08-11	BNY CONVERGEX 02/03 SALE 19 SHS @ 68.356 MISC .02 INFOSYS TECHNOLOGIES LTD SPONSORED ADR REPSTG 1/4	085 830	9333 41109-00001 02-08-11		1,298.74	1,181.77- 19.000-

- T R A N S A C T I O N A M A L Y S I S / S U M M A R Y -
 09/01/10 THROUGH 08/31/11
 ACCOUNT 5754008 J E L I P S C O M B J R T U W C H A R M C G R

DATE	- TRANSACTION- DESCRIPTION	-CODES- TRAN TAX INDV	HISTORY	- C A S H - INCOME	PRINCIPAL	INVEST/UNITS
02-09-11	BNY CONVERGEX 02/04 SALE 22 SHS @ 57.1457 MISC .02 AMPHENOL CORP NEW CL A	085 830	9333 41110-00001 02-09-11	1,257.18	1,040.95- 22.000-	
02-10-11	BNY CONVERGEX 02/07 SALE 21 SHS @ 67.7484 MISC .03 VARIAN MEDICAL SYSTEMS INC	085 830	9333 41111-00002 02-10-11	1,422.69	615.65- 21.000-	
02-14-11	BNY CONVERGEX 02/09 SALE 31 SHS @ 35.4018 MISC .02 PLANTRONICS INC NEW	085 830	9333 41115-00003 02-14-11	1,097.43	987.01- 31.000-	
02-22-11	BNY CONVERGEX 02/16 SALE 35 SHS @ 82.1147 MISC .06 LULULEMON ATHLETICA INC	085 830	9333 41123-00002 02-22-11	2,873.96	1,104.29- 35.000-	
02-24-11	BNY CONVERGEX 02/18 SALE 92 SHS @ 20.9046 MISC .04 EXPEDIA INC	085 830	9333 41125-00001 02-24-11	1,923.19	2,249.36- 92.000-	
02-24-11	BNY CONVERGEX 02/18 SALE 30 SHS @ 52.7591 MISC .03 NETAPP INC	085 830	9333 41125-00004 02-24-11	1,582.74	720.00- 30.000-	
03-07-11	BNY CONVERGEX 03/02 SALE 37 SHS @ 54.4408 MISC .04 TECK RESOURCES LTD CL B ISIN CA8787422044 SEDOL 2124533	085 830	9333 41136-00001 03-07-11	2,014.27	1,527.05- 37.000-	
03-08-11	BNY CONVERGEX 03/03 SALE 80 SHS @ 19.9555 MISC .03 GRAFTECH INTERNATIONAL LTD	085 830	9333 41137-00003 03-08-11	1,596.41	1,207.24- 80.000-	
03-10-11	BNY CONVERGEX 03/07 SALE 98 SHS @ 15.7403 MISC .03 MARVELL TECHNOLOGY GROUP LTD	085 830	9333 41139-00001 03-10-11	1,542.52	1,077.87- 98.000-	

BANK 21
REGION 80
OFFICE 640

- T R A N S A C T I O N A M A L Y S I S / S U M M A R Y -
09/01/10 THROUGH 08/31/11
ACCOUNT 5754008 J E L I P S C O M B J R T U W C H A R M C G R

DATE 01/09/12
TIME 16:19
PAGE 0006

DATE	-TRANSACTION- DESCRIPTION	-CODES- TRAN TAX INDV	HISTORY	- C A S H - INCOME	PRINCIPAL	INVEST/UNITS
03-11-11	BNY CONVERGEX 03/08 SALE 85 SHS @ 25.9884 MISC .04 ANGLO AMERICAN PLC UNSP ADR	085 830	9333 41140-00001 03-11-11	2,208.97		1,269.93- 85.000-
03-15-11	BNY CONVERGEX 03/10 SALE 21 SHS @ 54.2271 MISC .02 ROVI CORP	085 830	9333 41144-00005 03-15-11	1,138.75		1,353.50- 21.000-
03-18-11	BNY CONVERGEX 03/15 SALE 28 SHS @ 46.6435 MISC .03 NETAPP INC	085 830	9333 41147-00001 03-18-11	1,305.99		672.00- 28.000-
03-22-11	BNY CONVERGEX 03/17 SALE 22 SHS @ 30.0861 MISC .01 BABCOCK & WILCOX CO	085 830	9333 41151-00002 03-22-11	661.88		505.92- 22.000-
03-23-11	BNY CONVERGEX 03/18 SALE 10 SHS @ 99.949 MISC .02 F5 NETWORKS INC	085 830	9333 41152-00001 03-23-11	999.47		515.90- 10.000-
03-24-11	BNY CONVERGEX 03/21 SALE 29 SHS @ 38.6826 MISC .02 NII HOLDINGS INC CL B	085 830	9333 41153-00002 03-24-11	1,121.77		988.94- 29.000-
03-31-11	BNY CONVERGEX 03/28 SALE 48 SHS @ 26.7848 MISC .02 COMPANHIA DE BEBIDAS PR ADR	085 830	9333 41160-00001 03-31-11	1,285.65		1,373.01- 48.000-
04-04-11	BNY CONVERGEX 03/30 SALE 32 SHS @ 52.3054 MISC .03 COACH INC	085 830	9333 41164-00002 04-04-11	1,673.74		919.65- 32.000-
04-06-11	BNY CONVERGEX 04/01 SALE 208 SHS @ 7.7675 MISC .03 MELCO CROWN ENTERTAINMENT LTD ADR ISIN US5854641009 SEDOL B1KYHF2	085 830	9333 41166-00001 04-06-11	1,615.61		1,299.11- 208.000-

BANK 21
REGION 80
OFFICE 640

- T R A N S A C T I O N A M A L Y S I S / S U M M A R Y -
09/01/10 09/01/10
ACCOUNT 5754008 J E L Y S C O M B J R T U W C H A R M C G R

DATE 01/09/12
TIME 16:19
PAGE 0007

DATE	DESCRIPTION	-TRANSACTION-	-CODES-	HISTORY	INCOME	PRINCIPAL	INVEST/UNITS
04-07-11	BNY CONVERGEX 04/04 SALE 38 SHS @ 33.8704 MISC .02 RIVERBED TECHNOLOGY INC		085 830	9333 41167-00001 04-07-11	1,287.05		545.83- 38.000-
04-08-11	BNY CONVERGEX 04/05 SALE 2 SHS @ 516.0103 MISC .02 PRICELINE.COM INC		085 830	9333 41168-00002 04-08-11	1,032.00		468.10- 2.000-
04-25-11	BNY CONVERGEX 04/19 SALE 61 SHS @ 15.2362 MISC .02 CIRRUS LOGIC INC		085 830	9333 41185-00001 04-25-11	929.39		1,052.10- 61.000-
05-05-11	BNY CONVERGEX 05/02 SALE 19 SHS @ 93.3221 MISC .03 PARKER HANNIFIN CORP		085 830	9333 41195-00002 05-05-11	1,773.09		1,256.07- 19.000-
05-10-11	BNY CONVERGEX 05/05 SALE 29 SHS @ 58.2328 MISC .03 HELMERICH & PAYNE INC		085 830	9333 41200-00005 05-10-11	1,688.72		1,542.18- 29.000-
05-10-11	BNY CONVERGEX 05/05 SALE 43 SHS @ 43.6706 MISC .04 TRIMBLE NAVIGATION LTD		085 830	9333 41200-00006 05-10-11	1,877.80		1,248.74- 43.000-
05-11-11	BNY CONVERGEX 05/06 SALE 16 SHS @ 76.4407 MISC .02 COGNIZANT TECHNOLOGY SOLUTIONS		085 830	9333 41201-00001 05-11-11	1,223.03		665.57- 16.000-
05-13-11	BNY CONVERGEX 05/10 SALE 2 SHS @ 527.3353 MISC .02 PRICELINE.COM INC		085 830	9333 41203-00002 05-13-11	1,054.65		468.10- 2.000-
05-18-11	BNY CONVERGEX 05/13 SALE 7 SHS @ 125.6693 MISC .02 FIRST SOLAR INC		085 830	9333 41208-00002 05-18-11	879.67		1,507.76- 7.000-

DATE	-TRANSACTION- DESCRIPTION	-CODES- TRAN TAX INDV	HISTORY	- C A S H - INCOME	PRINCIPAL	INVEST/UNITS
05-20-11	BNY CONVERGEX 05/17 SALE 22 SHS @ 72.0189 MISC .03 ABERCROMBIE & FITCH CO CL A	085 830	9333 41210-00002 05-20-11	1,584.39	1,102.72- 22,000-	
05-20-11	BNY CONVERGEX 05/17 SALE 39 SHS @ 35.1324 MISC .03 STARBUCKS CORP	085 830	9333 41210-00003 05-20-11	1,370.14	769.58- 39,000-	
05-25-11	BNY CONVERGEX 05/20 SALE 59 SHS @ 16.5394 MISC .02 CISCO SYSTEMS INC	085 830	9333 41215-00001 05-25-11	975.81	1,633.73- 59,000-	
05-26-11	BNY CONVERGEX 05/23 SALE 26 SHS @ 49.0645 MISC .02 SCRIPPS NETWORKS INTERAC CL A	085 830	9333 41216-00001 05-26-11	1,275.65	1,365.77- 26,000-	
06-01-11	BNY CONVERGEX 05/26 SALE 7 SHS @ 192.3865 MISC .03 AMAZON COM INC	085 830	9333 41222-00002 06-01-11	1,346.68	459.08- 7,000-	
06-10-11	BNY CONVERGEX 06/07 SALE 1 SHS @ 241.4545 CNOOC LTD SPON ADR	085 830	9333 41231-00001 06-10-11	241.45	199.30- 1,000-	
06-13-11	BNY CONVERGEX 06/08 SALE 5 SHS @ 263.181 MISC .03 CME GROUP INC A DERIVATIVES EXCHANGE	085 830	9333 41234-00001 06-13-11	1,315.88	1,096.36- 5,000-	
06-13-11	BNY CONVERGEX 06/08 SALE 6 SHS @ 241.1423 MISC .03 CNOOC LTD SPON ADR	085 830	9333 41234-00002 06-13-11	1,446.83	1,195.80- 6,000-	
06-13-11	PROCEEDS RECEIVED FROM RIGHTS REDEMPTI OF 49,000 RIGHTS AT .0122 COMPANHIA DE BEBIDAS PR ADR	071 833 60-6477	41234-00003 06-13-11	.60		

BANK 21
 REGION 80
 OFFICE 640

- TRANSACTION-
 DESCRIPTION

DATE 01/09/12
 TIME 16:19
 PAGE 0009

ACCOUNT 5754008 J E L I N G S C O M B J R T U W C H A R M C G R

DATE -TRANSACTION- -CODES- HISTORY INCOME PRINCIPAL INVEST/UNITS

DATE	-TRANSACTION- DESCRIPTION	-CODES- TRAN TAX INDV	HISTORY	INCOME	PRINCIPAL	INVEST/UNITS
06-14-11	BNY CONVERGEX 06/09 SALE 15 SHS @ 92.4349 MISC .03 SINA CORPORATION	085 830	9333 41235-00001 06-14-11	1,386.50	1,386.50	1,381.95- 15,000-
06-16-11	BNY CONVERGEX 06/13 SALE 44 SHS @ 17.9172 MISC .02 MC DERMOTT INTERNATIONAL INC	085 830	9333 41237-00003 06-16-11	788.34	788.34	552.37- 44,000-
06-16-11	BNY CONVERGEX 06/13 SALE 21 SHS @ 55.6525 MISC .02 UNITED THERAPEUTICS CORP DEL	085 830	9333 41237-00004 06-16-11	1,168.68	1,168.68	1,190.86- 21,000-
06-17-11	BNY CONVERGEX 06/14 SALE 36 SHS @ 37.7431 MISC .03 ASML HOLDING NV F ISIN USN070591862	085 830	9333 41238-00001 06-17-11	1,358.73	1,358.73	1,060.41- 36,000-
06-17-11	BNY CONVERGEX 06/14 SALE 34 SHS @ 47.3517 MISC .03 EATON CORP	085 830	9333 41238-00002 06-17-11	1,609.93	1,609.93	1,438.93- 34,000-
06-22-11	BNY CONVERGEX 06/17 SALE 30 SHS @ 38.1027 MISC .02 KLA TENCOR CORP	085 830	9333 41243-00001 06-22-11	1,143.06	1,143.06	1,489.81- 30,000-
06-23-11	BNY CONVERGEX 06/20 SALE 18 SHS @ 67.9281 MISC .02 COGNIZANT TECHNOLOGY SOLUTIONS	085 830	9333 41244-00001 06-23-11	1,222.68	1,222.68	748.76- 18,000-
07-08-11	BNY CONVERGEX 07/05 SALE 35 SHS @ 38.6993 MISC .03 AUTODESK INC	085 830	9333 41259-00001 07-08-11	1,354.45	1,354.45	1,367.69- 35,000-
07-08-11	BNY CONVERGEX 07/05 SALE 10 SHS @ 236.0873 MISC .05 CNOOC LTD SPON ADR	085 830	9333 41259-00002 07-08-11	2,360.83	2,360.83	1,993.01- 10,000-

- C A S H -

BANK 21
 REGION 80
 OFFICE 640

- T R A N S A C T I O N A C C O U N T I N G S U M M A R Y -
 09/01/10 THROUGH 08/31/11
 ACCOUNT 5754008 J E L I T S C O M B J R T U W C H A R M C G R

DATE 01/09/12
 TIME 16:19
 PAGE 0010

DATE	-TRANSACTION- DESCRIPTION	-CODES- TRAN TAX INDV	HISTORY	INCOME	PRINCIPAL	INVEST/UNITS
07-11-11	BNY CONVERGEX 07/06 SALE 71 SHS @ 20.4424 MISC .03 JABIL CIRCUIT	085 830	9333 41262-00002 07-11-11		1,451.38	1,090.59- 71.000-
07-12-11	BNY CONVERGEX 07/07 SALE 25 SHS @ 45.3716 MISC .02 VEECO INSTRUMENTS INC DEL	085 830	9333 41263-00003 07-12-11		1,134.27	1,141.50- 25.000-
07-13-11	CASH IN LIEU OF .017 FRACTIONAL SHARES/PAR AT 71.9000 PER SHARE/BOND HOLLYFRONTIER CORP	085 833	9999 41264-00001 07-13-11		1.22	.99- .017-
07-15-11	BNY CONVERGEX 07/12 SALE 32 SHS @ 36.4945 MISC .02 NOBLE CORPORATION SEDOL: B65Z9D7 ISIN: CH0033347318	085 830	9333 41266-00001 07-15-11		1,167.80	1,432.76- 32.000-
07-18-11	BNY CONVERGEX 07/13 SALE 56 SHS @ 28.2533 MISC .03 IMAX CORP ISIN CA45245E1097 SEDOL 2473859	085 830	9333 41269-00002 07-18-11		1,582.15	1,107.08- 56.000-
07-20-11	BNY CONVERGEX 07/15 SALE 34 SHS @ 34.152 MISC .02 ASML HOLDING NV F ISIN USN070591862	085 830	9333 41271-00001 07-20-11		1,161.15	1,001.50- 34.000-
07-25-11	BNY CONVERGEX 07/20 SALE 22 SHS @ 62.9619 MISC .03 GEN PROBE INC	085 830	9333 41276-00001 07-25-11		1,385.14	1,566.90- 22.000-
07-28-11	BNY CONVERGEX 07/25 SALE 40 SHS @ 31.48 MISC .02 RIVERBED TECHNOLOGY INC	085 830	9333 41279-00001 07-28-11		1,259.18	574.56- 40.000-
07-29-11	BNY CONVERGEX 07/26 SALE 72 SHS @ 20.5509 MISC .03 FORTINET INC	085 830	9333 41280-00002 07-29-11		1,479.64	1,464.04- 72.000-

- C A S H -

BANK 21
 REGION 80
 OFFICE 640

- T R A N S A C T I O N A C C O U N T I N G S U M M A R Y -
 09/01/10 THROUGH 08/31/11
 ACCOUNT 5754008 J E L I T S C O M B J R T U W C H A R M C G R

DATE 01/09/12
 TIME 16:19
 PAGE 0011

DATE	-TRANSACTION- DESCRIPTION	-CODES- TRAN TAX INDV	HISTORY	INCOME	PRINCIPAL	INVEST/UNITS
08-03-11	BNY CONVERGEX 07/29 SALE 2 SHS @ 391.4256 MISC .02 APPLE INC	085 830	9333 41285-00001 08-03-11		782.84	40.06- 2.000-
08-08-11	BNY CONVERGEX 08/03 SALE 17 SHS @ 81.4422 MISC .03 WATERS CORP	085 830	9333 41290-00003 08-08-11		1,384.49	1,525.50- 17.000-
08-10-11	CASH IN LIEU OF .073 FRACTIONAL SHARES/PAR AT 25.7100 PER SHARE/BOND TIM PARTICIPACOES SA ADR	085 833	9999 41292-00001 08-10-11		1.88	2.05- .073-
08-15-11	BNY CONVERGEX 08/10 SALE 4 SHS @ 498.0259 MISC .04 PRICELINE.COM INC	085 830	9333 41297-00002 08-15-11		1,992.07	936.20- 4.000-
08-15-11	BNY CONVERGEX 08/10 SALE 49 SHS @ 35.3976 MISC .03 STARBUCKS CORP	085 830	9333 41297-00003 08-15-11		1,734.45	966.91- 49.000-
08-16-11	BNY CONVERGEX 08/11 SALE 31 SHS @ 54.4791 MISC .03 HERBALIFE LTD	085 830	9333 41298-00001 08-16-11		1,688.82	1,260.93- 31.000-
08-16-11	BNY CONVERGEX 08/11 SALE 6 SHS @ 196.4307 MISC .02 AMAZON COM INC	085 830	9333 41298-00002 08-16-11		1,178.56	393.50- 6.000-
08-17-11	BNY CONVERGEX 08/12 SALE 27 SHS @ 40.4093 MISC .02 VALEANT PHARMACEUTICALS INTE ISIN CA91911K1021 SEDOL B41NYV4	085 830	9333 41299-00001 08-17-11		1,091.03	1,425.04- 27.000-
08-23-11	BNY CONVERGEX 08/18 SALE 28 SHS @ 40.8145 MISC .02 ST JUDE MEDICAL INC	085 830	9333 41305-00001 08-23-11		1,142.78	1,440.61- 28.000-

BANK 21
REGION 80
OFFICE 640

- T R A N S A C T I O N A C C O U N T S / S U M M A R Y -
09/01/10 THROUGH 08/31/11
ACCOUNT 5754008 J E L L I N G S C O M B J R T U W C H A R M C G R

DATE 01/09/12
TIME 16:19
PAGE 0012

DATE	-TRANSACTION- DESCRIPTION	-CODES- TRAN TAX INDV	HISTORY	- C A S H - INCOME	PRINCIPAL	INVEST/UNITS
08-24-11	BNY CONVERGEX 08/19 SALE 2 SHS @ 363.399 MISC .01 APPLE INC	085 830 9333	41306-00001 08-24-11		726.78	40.06- 2.000-
08-24-11	BNY CONVERGEX 08/19 SALE 80 SHS @ 12.9812 MISC .02 BRUKER CORP	085 830 9333	41306-00002 08-24-11		1,038.48	1,015.88- 80.000-
08-24-11	BNY CONVERGEX 08/19 SALE 37 SHS @ 22.258 MISC .02 TALEO CORP CLASS A	085 830 9333	41306-00004 08-24-11		823.53	947.69- 37.000-
08-25-11	BNY CONVERGEX 08/22 SALE 13 SHS @ 74.2192 MISC .02 FOSSIL INC	085 830 9333	41307-00001 08-25-11		964.83	1,404.01- 13.000-

BANK 21
REGION 80
OFFICE 660

- TRANSACTION-
DESCRIPTION

DATE 01/09/12
TIME 16:20
PAGE 0025

- TRANSAC T I O N A N N A L Y S I S / S U M M A R Y -
09/01/10 THROUGH 08/31/11
ACCOUNT 5754008 J E L I P S C O M B J R T U W C H A R M C V A

-TRANSACTION-
DATE DESCRIPTION -CODES-
TRAN TAX INDV HISTORY INCOME - C A S H - PRINCIPAL INVEST/UNITS

TOTALS FOR TAX CODE 081 LONG TERM CAPITAL GAIN DISTRIBUTION .08

TOTALS FOR TAX CODE 830 SALES 192,258.16 165,212.18-P

TOTALS FOR TAX CODE 833 SALE OF RIGHTS/FRACTIONAL SHARE OF STOCK 81.04 66.41-P

192,339.28 165,278.57-



27,060.69

BANK 21
REGION 80
OFFICE 660

- T R A N S A C T I O N A C C O U N T 5754008 J E L I P S C O M B J R T U W C H A R M C V A
A L L Y S I S / S U M M A R Y -
09/01/10 T I M E 16:20
08/31/11

DATE 01/09/12
TIME 16:20
PAGE 0001

DATE	-TRANSACTION- DESCRIPTION	-CODES- TRAN TAX INDV	HISTORY	INCOME	PRINCIPAL	INVEST/UNITS
09-01-10	BNY CONVERGEX 08/27 SALE 83 SHS @ 13.74 MISC .02 CBS CORP CLASS B W1	085 830	9333 40944-00001 09-01-10	1,140.40	1,140.40	1,101.75- 83.000-
09-01-10	BNY CONVERGEX 08/27 SALE 53 SHS @ 23.1106 MISC .02 LINCOLN NATIONAL CORP	085 830	9333 40944-00007 09-01-10	1,224.84	1,224.84	1,422.10- 53.000-
09-08-10	BNY CONVERGEX 09/02 SALE 34 SHS @ 43.836 MISC .03 HORMEL FOODS CORP	085 830	9333 40951-00001 09-08-10	1,490.40	1,490.40	1,348.21- 34.000-
09-09-10	BNY CONVERGEX 09/03 SALE 56 SHS @ 22.3712 MISC .02 INTERNATIONAL PAPER CO	085 830	9333 40952-00002 09-09-10	1,252.77	1,252.77	1,359.08- 56.000-
09-09-10	BNY CONVERGEX 09/03 SALE 146 SHS @ 9.9262 MISC .02 TERADYNE INCORPORATED	085 830	9333 40952-00003 09-09-10	1,449.20	1,449.20	1,202.10- 146.000-
09-16-10	BNY CONVERGEX 09/13 SALE 41 SHS @ 30.1204 MISC .02 EQUIFAX INC	085 830	9333 40959-00001 09-16-10	1,234.92	1,234.92	1,476.00- 41.000-
09-17-10	BNY CONVERGEX 09/14 SALE 15 SHS @ 98.0874 MISC .02 CF INDUSTRIES HOLDINGS INC	085 830	9333 40960-00001 09-17-10	1,471.29	1,471.29	1,100.40- 15.000-
09-24-10	BNY CONVERGEX 09/21 SALE 24 SHS @ 82.0363 MISC .03 EATON CORP	085 830	9333 40967-00002 09-24-10	1,968.84	1,968.84	1,805.22- 24.000-
10-12-10	BNY CONVERGEX 10/06 SALE 23 SHS @ 38.81 MISC .02 FIRSTENERGY CORP	085 830	9333 40985-00001 10-12-10	892.61	892.61	1,356.85- 23.000-
10-12-10	BNY CONVERGEX 10/06 SALE 24 SHS @ 37.9373 MISC .02 RANGE RES CORP	085 830	9333 40985-00003 10-12-10	910.48	910.48	1,003.53- 24.000-

BANK 21
 REGION 80
 OFFICE 660

- TRANSACTIONS / SUMMARY -
 ACCOUNT 5754008 JELIPSCOMB JR TUV CHAR MCVA

DATE 01/09/12
 TIME 16:20
 PAGE 0002

DATE	-TRANSACTION- DESCRIPTION	-CODES- TRAN TAX INDV	HISTORY	- C A S H - INCOME	PRINCIPAL	INVEST/UNITS
10-13-10	CASH IN LIEU OF .872 FRACTIONAL SHARES/PAR AT 11.3100 PER SHARE/BOND FIRST HORIZON NATL CORP	085 833	9999 40986-00001 10-13-10	9.86		10.34- .872-
10-18-10	BNY CONVERGEX 10/13 SALE 25 SHS @ 36.3551 MISC .02 RANGE RES CORP	085 830	9333 40991-00001 10-18-10	908.86		1,045.34- 25.000-
10-20-10	BNY CONVERGEX 10/15 SALE 41 SHS @ 54.2923 MISC .04 FOSSIL INC	085 830	9333 40993-00001 10-20-10	2,225.95		1,330.46- 41.000-
10-25-10	BNY CONVERGEX 10/20 SALE 9 SHS @ 115.9385 MISC .02 CF INDUSTRIES HOLDINGS INC	085 830	9333 40998-00002 10-25-10	1,043.43		660.25- 9.000-
10-25-10	BNY CONVERGEX 10/20 SALE 39 SHS @ 27.3294 MISC .02 DPL INC	085 830	9333 40998-00003 10-25-10	1,065.83		1,075.94- 39.000-
10-26-10	BNY CONVERGEX 10/21 SALE 79 SHS @ 18.2402 MISC .02 ANNALY CAPITAL MGMT INC	085 830	9333 40999-00002 10-26-10	1,440.95		1,385.31- 79.000-
10-28-10	BNY CONVERGEX 10/25 SALE 47 SHS @ 37.37 MISC .03 ALBERTO-CULVER CO - W/I	085 830	9333 41001-00001 10-28-10	1,756.36		1,421.75- 47.000-
10-29-10	BNY CONVERGEX 10/26 SALE 13 SHS @ 89.8749 MISC .02 BOSTON PPTYS INC REIT	085 830	9333 41002-00002 10-29-10	1,168.35		606.67- 13.000-
10-29-10	BNY CONVERGEX 10/26 SALE 154 SHS @ 10.1098 MISC .03 KEY ENERGY SERVICES INC	085 830	9333 41002-00004 10-29-10	1,556.88		1,490.97- 154.000-
10-29-10	BNY CONVERGEX 10/26 SALE 20 SHS @ 71.6893 MISC .02 SHERWIN-WILLIAMS CO	085 830	9333 41002-00007 10-29-10	1,433.76		1,591.92- 20.000-

BANK 21
REGION 80
OFFICE 660

- TRANSACTION ANALYSIS / SUMMARY -
09/01/10 THROUGH 08/31/11
ACCOUNT 5754008 J E LITSCOMB JR TUW CHAR MCVA

DATE 01/09/12
TIME 16:20
PAGE 0003

DATE	-TRANSACTION- DESCRIPTION	-CODES- TRAN TAX INDV	HISTORY	INCOME	PRINCIPAL	INVEST/UNITS
11-05-10	BNY CONVERGEX 11/02 SALE 32 SHS @ 36.5967 MISC .02 BE AEROSPACE INC	085 830	9333 41009-00002 11-05-10		1,171.07	564.56- 32.000-
11-05-10	BNY CONVERGEX 11/02 SALE 38 SHS @ 27.5049 MISC .02 WR BERKLEY CORP	085 830	9333 41009-00003 11-05-10		1,045.17	959.48- 38.000-
11-05-10	BNY CONVERGEX 11/02 SALE 11 SHS @ 122.0489 MISC .02 CF INDUSTRIES HOLDINGS INC	085 830	9333 41009-00004 11-05-10		1,342.52	806.96- 11.000-
11-05-10	BNY CONVERGEX 11/02 SALE 20 SHS @ 36.5671 MISC .01 CELANESE CORP-SERIES A	085 830	9333 41009-00005 11-05-10		731.33	657.32- 20.000-
11-10-10	BNY CONVERGEX 11/05 SALE 14 SHS @ 116.3339 MISC .03 INTERCONTINENTAL EXCHANGE INC	085 830	9333 41014-00001 11-10-10		1,628.65	1,495.02- 14.000-
11-17-10	BNY CONVERGEX 11/12 SALE 9 SHS @ 93.3735 MISC .01 EATON CORP	085 830	9333 41021-00002 11-17-10		840.35	676.96- 9.000-
11-17-10	BNY CONVERGEX 11/12 SALE 11 SHS @ 79.0559 MISC .01 PARKER HANNIFIN CORP	085 830	9333 41021-00003 11-17-10		869.60	722.11- 11.000-
11-24-10	BNY CONVERGEX 11/19 SALE 30 SHS @ 51.0997 MISC .03 DIGITAL RLTY TR INC	085 830	9333 41028-00001 11-24-10		1,532.97	1,485.57- 30.000-
11-26-10	BNY CONVERGEX 11/22 SALE 16 SHS @ 64.7837 MISC .02 BIOGEN IDEC INC	085 830	9333 41030-00002 11-26-10		1,036.52	857.80- 16.000-
11-26-10	BNY CONVERGEX 11/22 SALE 30 SHS @ 25.9353 MISC .01 DPL INC	085 830	9333 41030-00003 11-26-10		778.05	827.64- 30.000-

BANK 21
 REGION 80
 OFFICE 660

- TRANSACTION-
 DESCRIPTION

DATE 01/09/12
 TIME 16:20
 PAGE 0004

ACCOUNT 5754008 J E L L I N G S C O M B J R T U W C H A R
 MCVA

- T R A N S A C T I O N A M A L Y S I S / S U M M A R Y -
 09/01/10 THROUGH 08/31/11

DATE	DESCRIPTION	-TRANSACTION- DESCRIPTION	-CODES- TRAN TAX INDV	HISTORY	INCOME	PRINCIPAL	INVEST/UNITS
11-26-10	BNY CONVERGEX 11/22 SALE 21 SHS @ 44.9065 MISC .02 GUESS INC		085 830	9333 41030-00005 11-26-10	943.02		897.14- 21.000-
12-01-10	BNY CONVERGEX 11/26 SALE 103 SHS @ 18.75 MISC .03 DEL MONTE FOODS CO		085 830	9333 41035-00004 12-01-10	1,931.22		1,512.30- 103.000-
12-03-10	BNY CONVERGEX 11/30 SALE 35 SHS @ 45.4674 MISC .03 HELMERICH & PAYNE INC		085 830	9333 41037-00001 12-03-10	1,591.33		1,409.96- 35.000-
12-14-10	BNY CONVERGEX 12/09 SALE 56 SHS @ 26.0843 MISC .02 HANESBRANDS INC - W/I		085 830	9333 41048-00001 12-14-10	1,460.70		1,376.03- 56.000-
12-14-10	BNY CONVERGEX 12/09 SALE 4 SHS @ 400.0034 MISC .03 WASHINGTON POST CO CLASS B		085 830	9333 41048-00002 12-14-10	1,599.99		2,050.36- 4.000-
12-15-10	BNY CONVERGEX 12/10 SALE 17 SHS @ 42.3822 MISC .01 RANGE RES CORP		085 830	9333 41049-00003 12-15-10	720.49		710.83- 17.000-
12-16-10	BNY CONVERGEX 12/13 SALE 86 SHS @ 20.9938 MISC .03 PROGRESSIVE CORP OHIO		085 830	9333 41050-00001 12-16-10	1,805.44		1,603.37- 86.000-
12-16-10	BNY CONVERGEX 12/13 SALE 90 SHS @ 17.025 MISC .03 STEEL DYNAMICS INC		085 830	9333 41050-00002 12-16-10	1,532.22		1,477.88- 90.000-
12-22-10	BNY CONVERGEX 12/17 SALE 114 SHS @ 10.9401 MISC .02 FIRST HORIZON NATL CORP		085 830	9333 41056-00003 12-22-10	1,247.15		1,352.23- 114.000-

BANK 21
 REGION 80
 OFFICE 660

- TRANSACTION-
 DESCRIPTION

DATE

INCOME
 - C A S H -
 PRINCIPAL

INVEST/UNITS

DATE 01/09/12
 TIME 16:20
 PAGE 0005

- T R A N S A C T I O N A N A L Y S I S / S U M M A R Y -
 09/01/10 D U G H 08/31/11
 ACCOUNT 5754008 J E L Y S C O M B J R T U W C H A R M C V A

DATE	DESCRIPTION	-TRANSACTION- DESCRIPTION	-CODES- TRAN TAX INDV	HISTORY	INCOME - C A S H - PRINCIPAL	INVEST/UNITS
12-28-10	LONG TERM CAPITAL GAINS DISTRIBUTION PAYABLE 12/21/10 AT .0000 PER SHARE BLACKROCK LIQUIDITY FUNDS TEMPFUND ADMINISTRATION SHARES #H1	081 081 00-0000 41062-00001 12-28-10			.08	
01-12-11	BNY CONVERGEX 01/07 SALE 49 SHS @ 41.4747 MISC .03 COMERICA INC	085 830 9333 41082-00001 01-12-11			2,032.23	1,504.01- 49.000-
01-12-11	BNY CONVERGEX 01/07 SALE 2 SHS @ 12.1702 FIRST HORIZON NATL CORP	085 830 9333 41082-00003 01-12-11			24.34	2.000-
01-13-11	CASH IN LIEU OF .066 FRACTIONAL SHARES/PAR AT 12.0200 PER SHARE/BOND FIRST HORIZON NATL CORP	085 833 9999 41083-00001 01-13-11			.79	.066-
01-13-11	BNY CONVERGEX 01/10 SALE 34 SHS @ 44.0212 MISC .03 PROGRESS ENERGY INC	085 830 9333 41083-00002 01-13-11			1,496.70	1,336.26- 34.000-
01-19-11	BNY CONVERGEX 01/13 SALE 21 SHS @ 61.3233 MISC .02 COOPER INDUSTRIES PLC SEDOL B40K911 ISIN IE00B40K9117	085 830 9333 41089-00001 01-19-11			1,287.77	876.75- 21.000-
01-19-11	BNY CONVERGEX 01/13 SALE 13 SHS @ 92.0516 MISC .02 BARD C R INC	085 830 9333 41089-00002 01-19-11			1,196.65	992.76- 13.000-
01-19-11	BNY CONVERGEX 01/13 SALE 37 SHS @ 52.9812 MISC .03 HANSEN NATURAL CORP	085 830 9333 41089-00003 01-19-11			1,960.27	1,463.11- 37.000-
01-19-11	BNY CONVERGEX 01/13 SALE 57 SHS @ 18.6189 MISC .02 STEEL DYNAMICS INC	085 830 9333 41089-00005 01-19-11			1,061.26	935.99- 57.000-
01-26-11	BNY CONVERGEX 01/21 SALE 39 SHS @ 45.6468 MISC .03 RANGE RES CORP	085 830 9333 41096-00002 01-26-11			1,780.19	1,630.74- 39.000-

BANK 21
 REGION 80
 OFFICE 660

- T R A N S A C T I O N A M A L L Y S I S / S U M M A R Y -
 09/01/10 THROUGH 08/31/11
 ACCOUNT 5754008 J E L I T S C O M B J R T U W C H A R M C V A

DATE 01/09/12
 TIME 16:20
 PAGE 0006

DATE	-TRANSACTION- DESCRIPTION	-CODES- TRAN TAX INDV	HISTORY	INCOME	PRINCIPAL	INVEST/UNITS
01-27-11	BNY CONVERGEX 01/24 SALE 70 SHS @ 16.3447 MISC .02 HUNTSMAN CORP	085 830	9333 41097-00001 01-27-11		1,144.11	855.91- 70.000-
02-01-11	BNY CONVERGEX 01/27 SALE 43 SHS @ 41.1243 MISC .03 CELANESE CORP-SERIES A	085 830	9333 41102-00002 02-01-11		1,768.31	1,413.23- 43.000-
02-02-11	BNY CONVERGEX 01/28 SALE 36 SHS @ 42.6158 MISC .03 GUESS INC	085 830	9333 41103-00001 02-02-11		1,534.14	1,537.95- 36.000-
02-10-11	BNY CONVERGEX 02/07 SALE 35 SHS @ 40.2937 MISC .03 QEP RESOURCES INC	085 830	9333 41111-00002 02-10-11		1,410.25	1,051.84- 35.000-
02-15-11	BNY CONVERGEX 02/10 SALE 48 SHS @ 37.4313 MISC .03 URBAN OUTFITTERS INC	085 830	9333 41116-00004 02-15-11		1,796.67	1,506.15- 48.000-
02-28-11	BNY CONVERGEX 02/23 SALE 20 SHS @ 66.9787 MISC .03 BIOGEN IDEC INC	085 830	9333 41129-00001 02-28-11		1,339.55	1,072.25- 20.000-
03-01-11	BNY CONVERGEX 02/24 SALE 50 SHS @ 23.7828 MISC .02 WEATHERFORD INTL LTD SEDOL B5KL6S7 ISIN CH0038838394	085 830	9333 41130-00001 03-01-11		1,189.12	776.40- 50.000-
03-02-11	BNY CONVERGEX 02/25 SALE 55 SHS @ 25.9977 MISC .03 INVESCO LTD ISIN BMG491BT1088 SEDOL B28XP76	085 830	9333 41131-00001 03-02-11		1,429.85	1,123.62- 55.000-
03-02-11	BNY CONVERGEX 02/25 SALE 15 SHS @ 96.6377 MISC .03 BARD C R INC	085 830	9333 41131-00002 03-02-11		1,449.54	1,145.50- 15.000-

- C A S H -

BANK 21
 REGION 80
 OFFICE 660

- TRANSACTION -
 ACCOUNT 5754008 J E LIPSCOMB JR TUW CHAR MCVA

DATE 01/09/12
 TIME 16:20
 PAGE 0007

DATE	DESCRIPTION	-TRANSACTION-	-CODES-	TRAN TAX INDV	HISTORY	INCOME	PRINCIPAL	INVEST/UNITS
03-02-11	BNY CONVERGEX 02/25 SALE 89 SHS @ 18.2206 MISC .03 DOUGLAS EMMETT INC-W/I		085 830	9333	41131-00004 03-02-11		1,621.60	1,507.93- 89,000-
03-02-11	BNY CONVERGEX 02/25 SALE 69 SHS @ 53.374 MISC .07 EQUITY RESIDENTIAL SH BEN INT REIT		085 830	9333	41131-00005 03-02-11		3,682.74	3,461.96- 69,000-
03-03-11	BNY CONVERGEX 02/28 SALE 32 SHS @ 37.2268 MISC .02 AETNA INC NEW		085 830	9333	41132-00001 03-03-11		1,191.23	829.40- 32,000-
03-03-11	BNY CONVERGEX 02/28 SALE 25 SHS @ 95.0685 MISC .05 BOSTON PPTYS INC REIT		085 830	9333	41132-00002 03-03-11		2,376.67	1,166.66- 25,000-
03-07-11	BNY CONVERGEX 03/02 SALE 100 SHS @ 20.00 MISC .04 WEATHERFORD INTL LTD SEDOL B5KL6S7 ISIN CH0038838394		085 830	9333	41136-00001 03-07-11		1,999.96	1,552.80- 100,000-
03-16-11	BNY CONVERGEX 03/11 SALE 14 SHS @ 87.5758 MISC .02 CLIFFS NATURAL RESOURCES INC		085 830	9333	41145-00001 03-16-11		1,226.04	970.54- 14,000-
03-24-11	BNY CONVERGEX 03/21 SALE 19 SHS @ 60.6786 MISC .02 CAMERON INTL CORP		085 830	9333	41153-00001 03-24-11		1,152.87	911.40- 19,000-
03-24-11	BNY CONVERGEX 03/21 SALE 10 SHS @ 90.8487 MISC .02 CLIFFS NATURAL RESOURCES INC		085 830	9333	41153-00002 03-24-11		908.47	693.25- 10,000-
03-25-11	BNY CONVERGEX 03/22 SALE 74 SHS @ 29.1808 MISC .04 MARSH & MCLENNAN COMPANIES INC		085 830	9333	41154-00001 03-25-11		2,159.34	1,728.52- 74,000-

- C A S H -

BANK 21
REGION 80
OFFICE 660

- T R A N S A C T I O N A N A L Y S I S / S U M M A R Y -
09/01/10 THROUGH 08/31/11
ACCOUNT 5754008 J E L I P S C O M B J R T U W C H A R M C V A

DATE 01/09/12
TIME 16:20
PAGE 0008

-TRANSACTION-		- C A S H -		INVEST/UNITS	
DATE	DESCRIPTION	TRAN TAX INDV	HISTORY	INCOME	PRINCIPAL
03-28-11	BNY CONVERGEX 03/23 SALE 74 SHS @ 31.2094 MISC .04 ADOBE SYSTEMS INC	085 830	9333 41157-00001 03-28-11	2,309.45	2,071.99- 74.000-
03-28-11	BNY CONVERGEX 03/23 SALE 41 SHS @ 48.4029 MISC .04 HEINZ H J CO	085 830	9333 41157-00004 03-28-11	1,984.48	1,913.88- 41.000-
03-29-11	BNY CONVERGEX 03/24 SALE 103 SHS @ 24.9518 MISC .05 CBS CORP CLASS B WI	085 830	9333 41158-00002 03-29-11	2,569.99	1,488.25- 103.000-
03-30-11	BNY CONVERGEX 03/25 SALE 5 SHS @ 64.23 MISC .01 COOPER INDUSTRIES PLC SEDOL B40K911 ISIN IE00B40K9117	085 830	9333 41159-00001 03-30-11	321.14	208.75- 5.000-
03-30-11	BNY CONVERGEX 03/25 SALE 9 SHS @ 82.42 MISC .02 EVEREST RE GROUP LTD	085 830	9333 41159-00002 03-30-11	741.76	798.81- 9.000-
03-30-11	BNY CONVERGEX 03/25 SALE 19 SHS @ 25.73 MISC .01 INVESCO LTD ISIN BMG491BT1088 SEDOL B28XP76	085 830	9333 41159-00003 03-30-11	488.86	388.16- 19.000-
03-30-11	BNY CONVERGEX 03/25 SALE 10 SHS @ 42.35 MISC .01 LAZARD LTD CL A SEDOL B081VQ7 ISIN BMG540501027	085 830	9333 41159-00004 03-30-11	423.49	309.32- 10.000-
03-30-11	BNY CONVERGEX 03/25 SALE 5 SHS @ 75.24 MISC .01 PARTNERRE LTD	085 830	9333 41159-00005 03-30-11	376.19	376.12- 5.000-

BANK 21
 REGION 80
 OFFICE 660

- TRANSACTION -
 ACCOUNT 5754008 J E LIPSCOMB JR TUW CHAR
 MCVA

DATE 01/09/12
 TIME 16:20
 PAGE 0009

DATE	TRANSACTION- DESCRIPTION	-CODES- TRAN TAX INDV	HISTORY	INCOME	PRINCIPAL	INVEST/UNITS
03-30-11	BNY CONVERGEX 03/25 SALE 28 SHS @ 22.94 MISC .02 XL GROUP PLC SEDOL B5LRL2 ISIN IE00B5LRL25	085 830	9333 41159-00007 03-30-11	642.30	391.56- 28.000-	
03-30-11	BNY CONVERGEX 03/25 SALE 9 SHS @ 49.21 MISC .01 CHECK POINT SOFTWARE TECH SEDOL 2181334 ISIN IL0010824113	085 830	9333 41159-00008 03-30-11	442.88	314.85- 9.000-	
03-30-11	BNY CONVERGEX 03/25 SALE 9 SHS @ 41.67 MISC .01 ROYAL CARRIBEAN CRUISES LTD SEDOL 2754907 ISIN LR0008862868	085 830	9333 41159-00009 03-30-11	375.02	378.00- 9.000-	
03-30-11	BNY CONVERGEX 03/25 SALE 11 SHS @ 36.80 MISC .01 AETNA INC NEW	085 830	9333 41159-00011 03-30-11	404.79	285.11- 11.000-	
03-30-11	BNY CONVERGEX 03/25 SALE 7 SHS @ 75.70 MISC .02 ALEXANDRIA REAL ESTATE EQUITIES INC	085 830	9333 41159-00013 03-30-11	529.88	259.00- 7.000-	
03-30-11	BNY CONVERGEX 03/25 SALE 10 SHS @ 60.45 MISC .02 ALPHA NATURAL RESOURCES INC	085 830	9333 41159-00014 03-30-11	604.48	443.51- 10.000-	
03-30-11	BNY CONVERGEX 03/25 SALE 7 SHS @ 54.15 MISC .01 AMPHENOL CORP NEW CL A	085 830	9333 41159-00015 03-30-11	379.04	218.70- 7.000-	
03-30-11	BNY CONVERGEX 03/25 SALE 4 SHS @ 117.00 MISC .01 AVALONBAY COMMUNITIES INC REIT	085 830	9333 41159-00016 03-30-11	467.99	479.81- 4.000-	

- C A S H -

BANK 21
REGION 80
OFFICE 660

- T R A N S A C T I O N A N A L Y S I S / S U M M A R Y -
09/01/10 THROUGH 08/31/11
ACCOUNT 5754008 J E L I S C O M B J R T U W C H A R M C V A

DATE 01/09/12
TIME 16:20
PAGE 0010

DATE	-TRANSACTION- DESCRIPTION	-CODES- TRAN TAX INDY	HISTORY	- C A S H - INCOME	PRINCIPAL	INVEST/UNITS
03-30-11	BNY CONVERGEX 03/25 SALE 11 SHS @ 49.58 MISC .02 BMC SOFTWARE INC	085 830	9333 41159-00017 03-30-11	545.36		440.26- 11.000-
03-30-11	BNY CONVERGEX 03/25 SALE 9 SHS @ 34.67 MISC .01 BE AEROSPACE INC	085 830	9333 41159-00018 03-30-11	312.02		158.78- 9.000-
03-30-11	BNY CONVERGEX 03/25 SALE 23 SHS @ 30.43 MISC .02 WR BERKLEY CORP	085 830	9333 41159-00019 03-30-11	699.87		580.74- 23.000-
03-30-11	BNY CONVERGEX 03/25 SALE 7 SHS @ 71.43 MISC .01 BIOGEN IDEC INC	085 830	9333 41159-00020 03-30-11	500.00		375.29- 7.000-
03-30-11	BNY CONVERGEX 03/25 SALE 11 SHS @ 71.5017 MISC .02 BIOGEN IDEC INC	085 830	9333 41159-00021 03-30-11	786.50		589.73- 11.000-
03-30-11	BNY CONVERGEX 03/25 SALE 88 SHS @ 7.05 MISC .02 BOSTON SCIENTIFIC CORP	085 830	9333 41159-00022 03-30-11	620.38		623.46- 88.000-
03-30-11	BNY CONVERGEX 03/25 SALE 63 SHS @ 6.19 MISC .01 BROCADE COMMUNICATIONS SYS	085 830	9333 41159-00023 03-30-11	389.96		380.67- 63.000-
03-30-11	BNY CONVERGEX 03/25 SALE 20 SHS @ 24.72 MISC .01 CBS CORP CLASS B W I	085 830	9333 41159-00024 03-30-11	494.39		288.98- 20.000-
03-30-11	BNY CONVERGEX 03/25 SALE 8 SHS @ 42.15 MISC .01 CIT GROUP INC	085 830	9333 41159-00025 03-30-11	337.19		381.27- 8.000-
03-30-11	BNY CONVERGEX 03/25 SALE 35 SHS @ 19.10 MISC .02 CMS ENERGY CORP	085 830	9333 41159-00026 03-30-11	668.48		514.04- 35.000-

BANK 21
REGION 80
OFFICE 660

- T R A N S A C T I O N A N N A L Y S I S / S U M M A R Y -
09/01/10 THROUGH 08/31/11
ACCOUNT 5754008 J E L I N S C O M B J R T U W C H A R M C V A

DATE 01/09/12
TIME 16:20
PAGE 0011

-TRANSACTION-		-CODES-		- C A S H -		
DATE	DESCRIPTION	TRAN TAX	INDV	INCOME	PRINCIPAL	INVEST/UNITS
03-30-11	BNY CONVERGEX 03/25 SALE 7 SHS @ 55.50 MISC .01 CAMDEN PROPERTY REIT	085 830	9333 41159-00027 03-30-11	388.49		408.57- 7.000-
03-30-11	BNY CONVERGEX 03/25 SALE 13 SHS @ 59.29 MISC .02 CAMERON INTL CORP	085 830	9333 41159-00028 03-30-11	770.75		623.59- 13.000-
03-30-11	BNY CONVERGEX 03/25 SALE 17 SHS @ 40.89 MISC .02 CENTURYLINK INC	085 830	9333 41159-00029 03-30-11	695.11		586.39- 17.000-
03-30-11	BNY CONVERGEX 03/25 SALE 41 SHS @ 5.47 MISC .01 CLEARWIRE CORP CLASS A	085 830	9333 41159-00030 03-30-11	224.26		305.26- 41.000-
03-30-11	BNY CONVERGEX 03/25 SALE 4 SHS @ 95.55 MISC .01 CLIFFS NATURAL RESOURCES INC	085 830	9333 41159-00031 03-30-11	382.19		277.30- 4.000-
03-30-11	BNY CONVERGEX 03/25 SALE 23 SHS @ 23.75 MISC .02 CONAGRA FOODS INC	085 830	9333 41159-00032 03-30-11	546.23		544.33- 23.000-
03-30-11	BNY CONVERGEX 03/25 SALE 8 SHS @ 55.86 MISC .01 CONSOL ENERGY INC	085 830	9333 41159-00033 03-30-11	446.87		403.51- 8.000-
03-30-11	BNY CONVERGEX 03/25 SALE 7 SHS @ 53.44 MISC .01 CYTEC INDS INC	085 830	9333 41159-00034 03-30-11	374.07		402.60- 7.000-
03-30-11	BNY CONVERGEX 03/25 SALE 36 SHS @ 24.25 MISC .02 DISH NETWORK CORP CL A	085 830	9333 41159-00035 03-30-11	872.98		674.40- 36.000-

BANK 21
REGION 80
OFFICE 660

- T R A N S A C T I O N A N N A L Y S I S / S U M M A R Y -
09/01/10 THROUGH 08/31/11
ACCOUNT 5754008 J E L I N S C O M B J R T U W C H A R M C V A

DATE 01/09/12
TIME 16:20
PAGE 0012

-TRANSACTION-		-CODES-		HISTORY		C A S H	
DATE	DESCRIPTION	TRAN	TAX	INDV	INCOME	PRINCIPAL	INVEST/UNITS
03-30-11	BNY CONVERGEX 03/25 SALE 11 SHS @ 53.6201 MISC .02 EATON CORP	085	830	9333	41159-00036 03-30-11	589.80	413.69- 11.000-
03-30-11	BNY CONVERGEX 03/25 SALE 16 SHS @ 36.68 MISC .02 EDISON INTL	085	830	9333	41159-00037 03-30-11	586.86	757.78- 16.000-
03-30-11	BNY CONVERGEX 03/25 SALE 9 SHS @ 67.40 MISC .02 ENERGIZER HLDGS INC	085	830	9333	41159-00038 03-30-11	606.58	611.25- 9.000-
03-30-11	BNY CONVERGEX 03/25 SALE 51 SHS @ 13.86 MISC .02 FIFTH THIRD BANCORP	085	830	9333	41159-00039 03-30-11	706.84	657.61- 51.000-
03-30-11	BNY CONVERGEX 03/25 SALE 20 SHS @ 36.49 MISC .02 FOREST OIL CORP	085	830	9333	41159-00040 03-30-11	729.78	548.44- 20.000-
03-30-11	BNY CONVERGEX 03/25 SALE 22 SHS @ 28.33 MISC .02 FRONTIER OIL CORP	085	830	9333	41159-00041 03-30-11	623.24	606.20- 22.000-
03-30-11	BNY CONVERGEX 03/25 SALE 27 SHS @ 12.99 MISC .01 GENWORTH FINL INC COM CL A	085	830	9333	41159-00042 03-30-11	350.72	307.63- 27.000-
03-30-11	BNY CONVERGEX 03/25 SALE 29 SHS @ 26.59 MISC .02 HARTFORD FINL SVCS GROUP INC	085	830	9333	41159-00043 03-30-11	771.09	514.46- 29.000-
03-30-11	BNY CONVERGEX 03/25 SALE 13 SHS @ 47.00 MISC .02 HARBRO INC	085	830	9333	41159-00044 03-30-11	610.98	604.15- 13.000-

BANK 21
 REGION 80
 OFFICE 660

- TRANSACTION -
 ACCOUNT 5754008 J E LITSCOMB JR TUW CHAR MCVA

DATE 01/09/12
 TIME 16:20
 PAGE 0013

- TRANSACT I O N A M A L Y S I S / S U M M A R Y -
 09/01/10 THROUGH 08/31/11

DATE	-TRANSACTION- DESCRIPTION	-CODES- TRAN TAX INDV	HISTORY	INCOME	PRINCIPAL	INVEST/UNITS
03-30-11	BNY CONVERGEX 03/25 SALE 17 SHS @ 21.97 MISC .01 HOLOGIC INC	085 830	9333 41159-00045 03-30-11	373.48	330.36- 17.000-	
03-30-11	BNY CONVERGEX 03/25 SALE 29 SHS @ 17.77 MISC .01 HOST HOTELS & RESORTS INC REIT	085 830	9333 41159-00046 03-30-11	515.32	408.25- 29.000-	
03-30-11	BNY CONVERGEX 03/25 SALE 38 SHS @ 16.98 MISC .02 HUNTSMAN CORP	085 830	9333 41159-00047 03-30-11	645.22	464.64- 38.000-	
03-30-11	BNY CONVERGEX 03/25 SALE 28 SHS @ 12.07 MISC .01 JANUS CAPITAL GROUP INC	085 830	9333 41159-00048 03-30-11	337.95	261.32- 28.000-	
03-30-11	BNY CONVERGEX 03/25 SALE 57 SHS @ 6.35 MISC .01 JETBLUE AIRWAYS	085 830	9333 41159-00049 03-30-11	361.94	324.01- 57.000-	
03-30-11	BNY CONVERGEX 03/25 SALE 11 SHS @ 54.0701 MISC .02 KANSAS CITY SOUTHERN	085 830	9333 41159-00050 03-30-11	594.75	286.23- 11.000-	
03-30-11	BNY CONVERGEX 03/25 SALE 21 SHS @ 17.75 MISC .01 KIMCO REALTY CORP REIT	085 830	9333 41159-00051 03-30-11	372.74	369.60- 21.000-	
03-30-11	BNY CONVERGEX 03/25 SALE 14 SHS @ 52.89 MISC .02 KINETIC CONCEPTS INC COM NEW	085 830	9333 41159-00052 03-30-11	740.44	551.87- 14.000-	
03-30-11	BNY CONVERGEX 03/25 SALE 17 SHS @ 49.27 MISC .02 LEAR CORP- W/I	085 830	9333 41159-00053 03-30-11	837.57	693.36- 17.000-	

BANK 21
 REGION 80
 OFFICE 660

- TRANSACTION-
 DESCRIPTION

DATE 01/09/12
 TIME 16:20
 PAGE 0014

ACCOUNT 5754008 J E LITSCOMB JR TUV CHAR
 MGVA

- T R A N S A C T I O N A M A L Y S I S / S U M M A R Y -
 09/01/10 C U C H 08/31/11
 ACCOUNT 5754008 J E LITSCOMB JR TUV CHAR
 MGVA

DATE	DESCRIPTION	-TRANSACTION- DESCRIPTION	-CODES- TRAN TAX INDV	HISTORY	INCOME	PRINCIPAL	INVEST/UNITS
03-30-11	BNY CONVERGEX 03/25 SALE 16 SHS @ 34.99 MISC .02 LEGG MASON INC		085 830	9333 41159-00054 03-30-11	559.82		540.59- 16.000-
03-30-11	BNY CONVERGEX 03/25 SALE 9 SHS @ 41.88 MISC .01 LIBERTY GLOBAL INC CL A		085 830	9333 41159-00055 03-30-11	376.91		364.66- 9.000-
03-30-11	BNY CONVERGEX 03/25 SALE 43 SHS @ 15.7501 MISC .02 LIBERTY MEDI INTERACTIVE A		085 830	9333 41159-00056 03-30-11	677.23		482.30- 43.000-
03-30-11	BNY CONVERGEX 03/25 SALE 13 SHS @ 30.08 MISC .01 LINCOLN NATIONAL CORP		085 830	9333 41159-00057 03-30-11	391.03		382.20- 13.000-
03-30-11	BNY CONVERGEX 03/25 SALE 8 SHS @ 86.85 MISC .02 M&T BK CORP		085 830	9333 41159-00058 03-30-11	694.78		520.17- 8.000-
03-30-11	BNY CONVERGEX 03/25 SALE 43 SHS @ 8.20 MISC .01 MFA FINANCIAL INC		085 830	9333 41159-00059 03-30-11	352.59		324.53- 43.000-
03-30-11	BNY CONVERGEX 03/25 SALE 29 SHS @ 14.12 MISC .01 MASCO CORP		085 830	9333 41159-00060 03-30-11	409.47		395.90- 29.000-
03-30-11	BNY CONVERGEX 03/25 SALE 1 SHS @ 758.69 MISC .02 NVR INC		085 830	9333 41159-00061 03-30-11	758.67		561.85- 1.000-
03-30-11	BNY CONVERGEX 03/25 SALE 16 SHS @ 25.28 MISC .01 NASDAQ OMX GROUP INC		085 830	9333 41159-00062 03-30-11	404.47		450.77- 16.000-

BANK 21
 REGION 80
 OFFICE 660

- T R A N S A C T I O N A C C O U N T 5754008 J E L I P S C O M B J R T U W C H A R
 09/01/10 T I M E 16:20
 M C V A

DATE 01/09/12
 TIME 16:20
 PAGE 0015

-TRANSACTION-		-CODES-		- C A S H -		INVEST/UNITS	
DATE	DESCRIPTION	TRAN TAX	INDV	HISTORY	INCOME	PRINCIPAL	
03-30-11	BNY CONVERGEX 03/25 SALE 41 SHS @ 19.50 MISC .02 NEWELL RUBBERMAID INC	085	830	9333 41159-00063 03-30-11		799.48	712.81- 41.000-
03-30-11	BNY CONVERGEX 03/25 SALE 19 SHS @ 73.72 MISC .03 NEWFIELD EXPLORATION CO	085	830	9333 41159-00064 03-30-11		1,400.65	900.86- 19.000-
03-30-11	BNY CONVERGEX 03/25 SALE 16 SHS @ 34.20 MISC .02 NORTHEAST UTILITIES	085	830	9333 41159-00065 03-30-11		547.18	425.63- 16.000-
03-30-11	BNY CONVERGEX 03/25 SALE 34 SHS @ 14.45 MISC .01 NV ENERGY INC	085	830	9333 41159-00066 03-30-11		491.29	424.64- 34.000-
03-30-11	BNY CONVERGEX 03/25 SALE 7 SHS @ 74.09 MISC .01 OIL STATES INTERNATIONAL INC	085	830	9333 41159-00067 03-30-11		518.62	522.04- 7.000-
03-30-11	BNY CONVERGEX 03/25 SALE 58 SHS @ 10.05 MISC .02 ON SEMICONDUCTOR CORPORATION	085	830	9333 41159-00068 03-30-11		582.88	438.44- 58.000-
03-30-11	BNY CONVERGEX 03/25 SALE 12 SHS @ 30.42 MISC .01 OWENS ILL INC NEW	085	830	9333 41159-00069 03-30-11		365.03	318.29- 12.000-
03-30-11	BNY CONVERGEX 03/25 SALE 40 SHS @ 30.4657 MISC .02 OWENS ILL INC NEW	085	830	9333 41159-00070 03-30-11		1,218.60	1,060.97- 40.000-
03-30-11	BNY CONVERGEX 03/25 SALE 21 SHS @ 24.61 MISC .01 PPL CORPORATION	085	830	9333 41159-00071 03-30-11		516.80	685.65- 21.000-

BANK 21
 REGION 80
 OFFICE 660

- T R A N S A C T I O N A M A L Y S I S / S U M M A R Y -
 09/01/10 THROUGH 08/31/11
 ACCOUNT 5754008 J E L I T S C O M B J R T U W C H A R M C V A

DATE 01/09/12
 TIME 16:20
 PAGE 0016

DATE	-TRANSACTION- DESCRIPTION	-CODES- TRAN TAX INDV	HISTORY	INCOME	PRINCIPAL	INVEST/UNITS
03-30-11	BNY CONVERGEX 03/25 SALE 19 SHS @ 22.02 MISC .01 PARAMETRIC TECHNOLOGY CORP	085 830	9333 41159-00072 03-30-11	418.37	309.54- 19.000-	
03-30-11	BNY CONVERGEX 03/25 SALE 6 SHS @ 92.86 MISC .02 PARKER HANNIFIN CORP	085 830	9333 41159-00073 03-30-11	557.14	393.88- 6.000-	
03-30-11	BNY CONVERGEX 03/25 SALE 14 SHS @ 31.36 MISC .01 PATTERSON COS INC	085 830	9333 41159-00074 03-30-11	439.03	462.26- 14.000-	
03-30-11	BNY CONVERGEX 03/25 SALE 16 SHS @ 37.22 MISC .02 PENTAIR INC	085 830	9333 41159-00075 03-30-11	595.50	494.56- 16.000-	
03-30-11	BNY CONVERGEX 03/25 SALE 9 SHS @ 42.06 MISC .01 PINNACLE WEST CAPITAL CORP	085 830	9333 41159-00076 03-30-11	378.53	322.26- 9.000-	
03-30-11	BNY CONVERGEX 03/25 SALE 5 SHS @ 100.57 MISC .01 PIONEER NAT RES CO	085 830	9333 41159-00077 03-30-11	502.84	439.45- 5.000-	
03-30-11	BNY CONVERGEX 03/25 SALE 10 SHS @ 49.37 MISC .01 POLYCOM INC	085 830	9333 41159-00078 03-30-11	493.69	349.79- 10.000-	
03-30-11	BNY CONVERGEX 03/25 SALE 37 SHS @ 31.83 MISC .03 PRINCIPAL FINANCIAL GROUP	085 830	9333 41159-00079 03-30-11	1,177.68	856.44- 37.000-	
03-30-11	BNY CONVERGEX 03/25 SALE 13 SHS @ 41.82 MISC .02 QEP RESOURCES INC	085 830	9333 41159-00080 03-30-11	543.64	390.68- 13.000-	
03-30-11	BNY CONVERGEX 03/25 SALE 14 SHS @ 29.90 MISC .01 REPUBLIC SVCS INC	085 830	9333 41159-00081 03-30-11	418.59	361.89- 14.000-	

- C A S H -

BANK 21
 REGION 80
 OFFICE 660

- TRANSACTION -
 ACCOUNT 5754008 J E L T SCOMB JR TUW CHAR MCVA

DATE 01/09/12
 TIME 16:20
 PAGE 0017

09/01/10 THROUGH 08/31/11
 SUMMARY -

DATE	DESCRIPTION	-TRANSACTION-	INDV	HISTORY	INCOME	PRINCIPAL	INVEST/UNITS
03-30-11	BNY CONVERGEX		9333	41159-00082		394.39	307.26-
	03/25 SALE 8 SHS @ 49.30			03-30-11			8.000-
	MISC .01						
	RYDER SYSTEM INC						
03-30-11	BNY CONVERGEX		9333	41159-00083		680.32	525.14-
	03/25 SALE 46 SHS @ 14.79			03-30-11			46.000-
	MISC .02						
	SLM CORP						
03-30-11	BNY CONVERGEX		9333	41159-00084		664.85	614.56-
	03/25 SALE 17 SHS @ 39.11			03-30-11			17.000-
	MISC .02						
	SCANA CORP W/I						
03-30-11	BNY CONVERGEX		9333	41159-00085		352.51	355.26-
	03/25 SALE 7 SHS @ 50.3601			03-30-11			7.000-
	MISC .01						
	SCRIPPS NETWORKS INTERAC						
	CL A						
03-30-11	BNY CONVERGEX		9333	41159-00086		314.39	283.85-
	03/25 SALE 6 SHS @ 52.40			03-30-11			6.000-
	MISC .01						
	SEMPRA ENERGY						
03-30-11	BNY CONVERGEX		9333	41159-00087		1,010.50	724.38-
	03/25 SALE 14 SHS @ 72.18			03-30-11			14.000-
	MISC .02						
	JM SMUCKER CO/THE-NEW COM WI						
03-30-11	BNY CONVERGEX		9333	41159-00088		694.62	677.14-
	03/25 SALE 152 SHS @ 4.57			03-30-11			152.000-
	MISC .02						
	SPRINT NEXTEL CORP						
03-30-11	BNY CONVERGEX		9333	41159-00089		752.16	468.60-
	03/25 SALE 26 SHS @ 28.93			03-30-11			26.000-
	MISC .02						
	SUNTRUST BANKS INC						
03-30-11	BNY CONVERGEX		9333	41159-00090		597.61	341.76-
	03/25 SALE 11 SHS @ 54.33			03-30-11			11.000-
	MISC .02						
	TRW AUTOMOTIVE HOLDINGS CORP						

DATE	-TRANSACTION- DESCRIPTION	-CODES- TRAN TAX INDV	HISTORY	- C A S H - INCOME	PRINCIPAL	INVEST/UNITS
03-30-11	BNY CONVERGEX 03/25 SALE 14 SHS @ 25.24 MISC .01 TANGER FACTORY OUTLET	085 830	9333 41159-00091 03-30-11	353.35		346.00- 14,000-
03-30-11	BNY CONVERGEX 03/25 SALE 17 SHS @ 22.47 MISC .01 TEMPLE-INLAND INC	085 830	9333 41159-00092 03-30-11	381.98		332.24- 17,000-
03-30-11	BNY CONVERGEX 03/25 SALE 6 SHS @ 27.31 MISC .01 TEXTRON INC	085 830	9333 41159-00093 03-30-11	163.85		124.38- 6,000-
03-30-11	BNY CONVERGEX 03/25 SALE 26 SHS @ 12.56 MISC .01 THOMPSON CREEK METALS CO INC ISIN CA8847681027 SEDOL B07T4P2	085 830	9333 41159-00094 03-30-11	326.55		352.13- 26,000-
03-30-11	BNY CONVERGEX 03/25 SALE 15 SHS @ 25.94 MISC .01 UNUM GROUP	085 830	9333 41159-00095 03-30-11	389.09		355.63- 15,000-
03-30-11	BNY CONVERGEX 03/25 SALE 12 SHS @ 51.7101 MISC .02 VENTAS INC	085 830	9333 41159-00096 03-30-11	620.50		588.86- 12,000-
03-30-11	BNY CONVERGEX 03/25 SALE 12 SHS @ 31.49 MISC .01 WYNDHAM WORLDWIDE CORP - W/I	085 830	9333 41159-00097 03-30-11	377.87		363.60- 12,000-
03-30-11	BNY CONVERGEX 03/25 SALE 37 SHS @ 23.52 MISC .02 XCEL ENERGY INC	085 830	9333 41159-00098 03-30-11	870.22		790.39- 37,000-
04-26-11	BNY CONVERGEX 04/20 SALE 15 SHS @ 34.682 MISC .01 FOREST OIL CORP	085 830	9333 41186-00001 04-26-11	520.22		411.33- 15,000-

BANK 21
REGION 80
OFFICE 660

- T R A N S A C T I O N A C C O U N T I N F O R M A T I O N -
09/01/10 THROUGH 08/31/11
ACCOUNT 5754008 J E L I T S C O M B J R T U W C H A R M C V A

DATE 01/09/12
TIME 16:20
PAGE 0019

DATE	-TRANSACTION- DESCRIPTION	-CODES- TRAN TAX INDV	HISTORY	INCOME	PRINCIPAL	INVEST/UNITS
04-26-11	BNY CONVERGEX 04/20 SALE 45 SHS @ 39.3837 MISC .03 QEP RESOURCES INC	085 830	9333 41186-00002 04-26-11	1,772.23		1,352.37- 45,000-
04-27-11	BNY CONVERGEX 04/21 SALE 19 SHS @ 104.2851 MISC .04 BIOGEN IDEC INC	085 830	9333 41187-00001 04-27-11	1,981.38		1,018.63- 19,000-
05-02-11	BNY CONVERGEX 04/27 SALE 13 SHS @ 34.5193 MISC .01 FOREST OIL CORP	085 830	9333 41192-00003 05-02-11	448.74		356.49- 13,000-
05-02-11	BNY CONVERGEX 04/27 SALE 9 SHS @ 69.545 MISC .01 NEWFIELD EXPLORATION CO	085 830	9333 41192-00005 05-02-11	625.89		426.72- 9,000-
05-05-11	BNY CONVERGEX 05/02 SALE 14 SHS @ 71.132 MISC .02 NEWFIELD EXPLORATION CO	085 830	9333 41195-00002 05-05-11	995.83		663.79- 14,000-
05-06-11	BNY CONVERGEX 05/03 SALE 25 SHS @ 26.4036 MISC .01 FRONTIER OIL CORP	085 830	9333 41196-00001 05-06-11	660.08		688.86- 25,000-
05-09-11	BNY CONVERGEX 05/04 SALE 15 SHS @ 48.9925 MISC .01 CAMERON INTL CORP	085 830	9333 41199-00001 05-09-11	734.87		719.52- 15,000-
05-10-11	BNY CONVERGEX 05/05 SALE 40 SHS @ 30.6409 MISC .02 FOREST OIL CORP	085 830	9333 41200-00002 05-10-11	1,225.61		1,096.89- 40,000-
05-10-11	BNY CONVERGEX 05/05 SALE 70 SHS @ 11.1674 MISC .02 ON SEMICONDUCTOR CORPORATION	085 830	9333 41200-00003 05-10-11	781.70		529.15- 70,000-
05-16-11	BNY CONVERGEX 05/11 SALE 37 SHS @ 51.1754 MISC .04 ALPHA NATURAL RESOURCES INC	085 830	9333 41206-00001 05-16-11	1,893.45		1,640.98- 37,000-

BANK 21
 REGION 80
 OFFICE 660

- T R A N S A C T I O N A C C O U N T 5754008 J E L I P S C O M B J R T U W C H A R M C V A

DATE 01/09/12
 TIME 16:20
 PAGE 0020

-TRANSACTION- DESCRIPTION		-CODES- TRAN TAX INDV		HISTORY		- C A S H -		INVEST/UNITS	
DATE						INCOME	PRINCIPAL		
05-20-11	BNY CONVERGEX 05/17 SALE 17 SHS @ 53.4821 MISC .02 BMC SOFTWARE INC	085	830	9333	41210-00001 05-20-11	909.18		680.41-	17,000-
05-20-11	BNY CONVERGEX 05/17 SALE 15 SHS @ 85.2518 MISC .02 CLIFFS NATURAL RESOURCES INC	085	830	9333	41210-00003 05-20-11	1,278.75		1,039.86-	15,000-
05-20-11	BNY CONVERGEX 05/17 SALE 17 SHS @ 50.4538 MISC .02 EATON CORP	085	830	9333	41210-00004 05-20-11	857.70		639.35-	17,000-
05-20-11	BNY CONVERGEX 05/17 SALE 32 SHS @ 39.6298 MISC .02 EDISON INTL	085	830	9333	41210-00005 05-20-11	1,268.13		1,515.56-	32,000-
05-20-11	BNY CONVERGEX 05/17 SALE 18 SHS @ 54.8534 MISC .02 KANSAS CITY SOUTHERN	085	830	9333	41210-00007 05-20-11	987.34		468.38-	18,000-
06-10-11	BNY CONVERGEX 06/07 SALE 7 SHS @ 29.90 TEMPLE-INLAND INC	085	830	9333	41231-00002 06-10-11	209.30		136.80-	7,000-
06-13-11	BNY CONVERGEX 06/08 SALE 9 SHS @ 29.4687 MISC .01 TEMPLE-INLAND INC	085	830	9333	41234-00001 06-13-11	265.21		175.89-	9,000-
06-14-11	BNY CONVERGEX 06/09 SALE 7 SHS @ 29.9214 TEMPLE-INLAND INC	085	830	9333	41235-00001 06-14-11	209.45		136.80-	7,000-
06-15-11	BNY CONVERGEX 06/10 SALE 6 SHS @ 29.9672 TEMPLE-INLAND INC	085	830	9333	41236-00005 06-15-11	179.80		117.26-	6,000-
06-16-11	BNY CONVERGEX 06/13 SALE 6 SHS @ 29.15 TEMPLE-INLAND INC	085	830	9333	41237-00002 06-16-11	174.90		117.26-	6,000-
06-17-11	BNY CONVERGEX 06/14 SALE 6 SHS @ 29.6381 TEMPLE-INLAND INC	085	830	9333	41238-00003 06-17-11	177.83		117.26-	6,000-

BANK 21
REGION 80
OFFICE 660

- TRANSACTION -
DESCRIPTION

DATE 01/09/12
TIME 16:20
PAGE 0021

ACCOUNT 5754008 J E LIPSCOMB JR TUW CHAR
MCVA

DATE 01/09/12
TIME 16:20
PAGE 0021

DATE	DESCRIPTION	-TRANSACTION- DESCRIPTION	-CODES- TRAN TAX INDV	HISTORY	INCOME	PRINCIPAL	INVEST/UNITS
06-20-11	BNY CONVERGEX 06/15 SALE 6 SHS @ 28.9319 TEMPLE-INLAND INC		085 830	9333 41241-00001 06-20-11		173.59	117.26- 6.000-
06-21-11	BNY CONVERGEX 06/16 SALE 6 SHS @ 28.5229 TEMPLE-INLAND INC		085 830	9333 41242-00001 06-21-11		171.13	117.26- 6.000-
06-22-11	BNY CONVERGEX 06/17 SALE 6 SHS @ 27.5686 TEMPLE-INLAND INC		085 830	9333 41243-00005 06-22-11		165.41	117.26- 6.000-
06-27-11	BNY CONVERGEX 06/22 SALE 72 SHS @ 26.8216 MISC .04 CBS CORP CLASS B WI		085 830	9333 41248-00002 06-27-11		1,931.12	1,040.33- 72.000-
06-30-11	BNY CONVERGEX 06/27 SALE 12 SHS @ 64.3563 MISC .01 NEWFIELD EXPLORATION CO		085 830	9333 41251-00005 06-30-11		772.26	568.96- 12.000-
07-11-11	BNY CONVERGEX 07/06 SALE 24 SHS @ 70.3151 MISC .03 ALBEMARLE CORP		085 830	9333 41262-00001 07-11-11		1,687.53	1,376.13- 24.000-
07-11-11	BNY CONVERGEX 07/06 SALE 27 SHS @ 32.9406 MISC .02 POLYCOM INC		085 830	9333 41262-00004 07-11-11		889.38	472.22- 27.000-
07-13-11	CASH IN LIEU OF .979 FRACTIONAL SHARES/PAR AT 71.9000 PER SHARE/BOND HOLLYFRONTIER CORP		085 833	9999 41264-00001 07-13-11		70.39	56.07- .979-
07-22-11	BNY CONVERGEX 07/19 SALE 30 SHS @ 31.2285 MISC .02 DISH NETWORK CORP CL A		085 830	9333 41273-00001 07-22-11		936.84	562.00- 30.000-
07-25-11	BNY CONVERGEX 07/20 SALE 58 SHS @ 37.9766 MISC .04 CENTURYLINK INC		085 830	9333 41276-00001 07-25-11		2,202.60	2,000.63- 58.000-

BANK 21
 REGION 80
 OFFICE 660

- TRANSACTION-
 DESCRIPTION

DATE 01/09/12
 TIME 16:20
 PAGE 0022

- T R A N S A C T I O N A N A L Y S I S / S U M M A R Y -
 09/01/10 THROUGH 08/31/11
 ACCOUNT 5754008 J E L I T S C O M B J R T U W C H A R M C V A

DATE	-TRANSACTION- DESCRIPTION	-CODES- TRAN TAX INDV	HISTORY	INCOME	PRINCIPAL	INVEST/UNITS
08-02-11	BNY CONVERGEX 07/28 SALE 147 SHS @ 2.0533 MISC .01 CLEARWIRE CORP CLASS A	085 830	9333 41284-00001 08-02-11	301.83		1,094.48- 147,000-
08-03-11	BNY CONVERGEX 07/29 SALE 12 SHS @ 80.6199 MISC .02 ENERGIZER HLDGS INC	085 830	9333 41285-00002 08-03-11	967.42		815.00- 12,000-
08-03-11	BNY CONVERGEX 07/29 SALE 13 SHS @ 67.9626 MISC .02 NEWFIELD EXPLORATION CO	085 830	9333 41285-00003 08-03-11	883.50		616.38- 13,000-
08-08-11	BNY CONVERGEX 08/03 SALE 31 SHS @ 28.0582 MISC .02 ROYAL CARRIBEAN CRUISES LTD SEDOL 2754907 ISIN LR0008862868	085 830	9333 41290-00001 08-08-11	869.79		1,302.00- 31,000-
08-10-11	BNY CONVERGEX 08/05 SALE 51 SHS @ 12.1118 MISC .01 HUNTSMAN CORP	085 830	9333 41292-00003 08-10-11	617.69		623.59- 51,000-
08-10-11	BNY CONVERGEX 08/05 SALE 11 SHS @ 72.684 MISC .02 OIL STATES INTERNATIONAL INC	085 830	9333 41292-00004 08-10-11	799.51		820.35- 11,000-
08-10-11	BNY CONVERGEX 08/05 SALE 24 SHS @ 48.1959 MISC .02 RYDER SYSTEM INC	085 830	9333 41292-00005 08-10-11	1,156.68		921.79- 24,000-
08-11-11	BNY CONVERGEX 08/08 SALE 7 SHS @ 62.8006 MISC .01 HOLLYFRONTIER CORP	085 830	9333 41293-00002 08-11-11	439.60		400.92- 7,000-
08-11-11	BNY CONVERGEX 08/08 SALE 42 SHS @ 26.2363 MISC .02 WYNDHAM WORLDWIDE CORP - W/I	085 830	9333 41293-00003 08-11-11	1,101.90		1,272.60- 42,000-

BANK 21
REGION 80
OFFICE 660

- T R A N S A C T I O N A M A L Y S I S / S U M M A R Y -
09/01/10 THROUGH 08/31/11
ACCOUNT 5754008 J E L I N S C O M B J R T U W C H A R M C V A

DATE 01/09/12
TIME 16:20
PAGE 0023

DATE	-TRANSACTION- DESCRIPTION	-CODES- TRAN TAX INDV	HISTORY	- C A S H - INCOME	PRINCIPAL	INVEST/UNITS
08-15-11	BNY CONVERGEX 08/10 SALE 106 SHS @ 9.9853 MISC .02 FIFTH THIRD BANCORP	085 830	9333 41297-00001 08-15-11	1,058.42		1,351.13- 106.000-
08-17-11	BNY CONVERGEX 08/12 SALE 95 SHS @ 7.913 MISC .01 THOMPSON CREEK METALS CO INC ISIN CA8847681027 SEDOL B07T4P2	085 830	9333 41299-00003 08-17-11	751.72		1,286.62- 95.000-
08-18-11	BNY CONVERGEX 08/15 SALE 21 SHS @ 37.6733 MISC .02 HASBRO INC	085 830	9333 41300-00002 08-18-11	791.12		975.92- 21.000-
08-18-11	BNY CONVERGEX 08/15 SALE 18 SHS @ 66.00 MISC .02 KINETIC CONCEPTS INC COM NEW	085 830	9333 41300-00003 08-18-11	1,187.98		709.55- 18.000-
08-22-11	BNY CONVERGEX 08/17 SALE 9 SHS @ 70.6407 MISC .01 HOLLYFRONTIER CORP	085 830	9333 41304-00003 08-22-11	635.75		515.47- 9.000-
08-24-11	BNY CONVERGEX 08/19 SALE 9 SHS @ 66.8255 MISC .01 HOLLYFRONTIER CORP	085 830	9333 41306-00001 08-24-11	601.42		515.47- 9.000-
08-26-11	BNY CONVERGEX 08/23 SALE 15 SHS @ 50.6838 MISC .01 CHECK POINT SOFTWARE TECH SEDOL 2181334 ISIN IL0010824113	085 830	9333 41308-00002 08-26-11	760.24		524.75- 15.000-
08-26-11	BNY CONVERGEX 08/23 SALE 230 SHS @ 3.4244 MISC .02 BROCADE COMMUNICATIONS SYS	085 830	9333 41308-00003 08-26-11	787.60		1,389.75- 230.000-
08-26-11	BNY CONVERGEX 08/23 SALE 24 SHS @ 51.6164 MISC .02 HELMERICH & PAYNE INC	085 830	9333 41308-00005 08-26-11	1,238.77		1,407.45- 24.000-

BANK 21
REGION 80
OFFICE 660

- T R A N S A C T I O N A N N A L Y S I S / S U M M A R Y -
09/01/10 THROUGH 08/31/11
ACCOUNT 5754008 J E L I P S C O M B J R T U W C H A R M C V A

DATE 01/09/12
TIME 16:20
PAGE 0024

DATE	-TRANSACTION- DESCRIPTION	-CODES- TRAN TAX INDV	HISTORY	INCOME	- C A S H - PRINCIPAL	INVEST/UNITS
08-26-11	BNY CONVERGEX 08/23 SALE 21 SHS @ 35.911 MISC .01 LIBERTY GLOBAL INC CL A	085 830	9333 41308-00006 08-26-11		754.12	890.89- 21.000-
08-26-11	BNY CONVERGEX 08/23 SALE 14 SHS @ 56.7482 MISC .02 OIL STATES INTERNATIONAL INC	085 830	9333 41308-00008 08-26-11		794.46	1,044.09- 14.000-

BANK 21
REGION 80
OFFICE 672

- T R A N S A C T I O N A C C O U N T 5754008 J E L I P S C O M B J R T U W C H A R S C G R -
09/01/10 T O U G H 08/31/11

DATE 01/09/12
TIME 16:20
PAGE 0013

-TRANSACTION-
DATE DESCRIPTION

-CODES-
TRAN TAX INDV

HISTORY

INCOME

- C A S H -

PRINCIPAL

INVEST/UNITS

TOTALS FOR TAX CODE 081 LONG TERM CAPITAL GAIN DISTRIBUTION .01

TOTALS FOR TAX CODE 830 SALES 90,905.87

TOTALS FOR TAX CODE 833 SALE OF RIGHTS/FRACTIONAL SHARE OF STOCK 12.94

57,620.37-P

7.56-P

90,918.82 57,627.93
✓

33,290.89

BANK 21
REGION 80
OFFICE 672

- T R A N S A C T I O N A C C O U N T H I S T O R Y -
09/01/10 THROUGH 08/31/11
ACCOUNT 5754008 J E L I P S C O M B J R T U W C H A R S C G R

DATE 01/09/12
TIME 16:20
PAGE 0001

DATE	-TRANSACTION- DESCRIPTION	-CODES- TRAN TAX INDV	HISTORY	- C A S H - INCOME	PRINCIPAL	INVEST/UNITS
09-15-10	BNY CONVERGEX 09/10 SALE 52 SHS @ 22.6019 MISC .02 LINCARE HOLDINGS INC	085 830	9333 40958-00001 09-15-10	1,175.28		856.95- 52.000-
09-16-10	BNY CONVERGEX 09/13 SALE 125 SHS @ 18.1181 MISC .04 AMERICAN MEDICAL SYS HLDGS	085 830	9333 40959-00001 09-16-10	2,264.72		1,801.04- 125.000-
09-30-10	BNY CONVERGEX 09/27 SALE 50 SHS @ 27.01 MISC .02 NETEZZA CORP	085 830	9333 40973-00002 09-30-10	1,350.48		563.00- 50.000-
10-12-10	BNY CONVERGEX 10/06 SALE 15 SHS @ 64.7807 MISC .02 QUALITY SYSTEMS INC	085 830	9333 40985-00001 10-12-10	971.69		511.27- 15.000-
10-14-10	BNY CONVERGEX 10/08 SALE 200 SHS @ 7.0603 MISC .02 ON SEMICONDUCTOR CORPORATION	085 830	9333 40987-00001 10-14-10	1,412.04		1,135.40- 200.000-
10-21-10	BNY CONVERGEX 10/18 SALE 45 SHS @ 26.91 MISC .02 NETEZZA CORP	085 830	9333 40994-00001 10-21-10	1,210.93		506.69- 45.000-
10-25-10	BNY CONVERGEX 10/20 SALE 35 SHS @ 20.8625 MISC .01 ICON PUB LTD CO SPONSORED ADR	085 830	9333 40998-00002 10-25-10	730.18		730.14- 35.000-
11-12-10	BNY CONVERGEX 11/08 SALE 60 SHS @ 18.9375 MISC .02 ALLSCRIPTS HEALTHCARE SOLUTIONS INC	085 830	9333 41016-00001 11-12-10	1,136.23		658.93- 60.000-
11-16-10	BNY CONVERGEX 11/10 SALE 200 SHS @ 8.1799 MISC .03 DEAN FOODS CO NEW	085 830	9333 41020-00001 11-16-10	1,635.95		2,356.33- 200.000-

BANK 21
 REGION 80
 OFFICE 672

- TRANSACTIONS / SUMMARY -
 ACCOUNT 5754008 JELIPSCOMB JR TUV CHAR SCGR

DATE 01/09/12
 TIME 16:20
 PAGE 0002

DATE	-TRANSACTION- DESCRIPTION	-CODES- TRAN TAX INDV	HISTORY	- C A S H - INCOME	PRINCIPAL	INVEST/UNITS
11-23-10	CASH IN LIEU OF .500 FRACTIONAL SHARES/PAR AT 25.8800 PER SHARE/BOND WASTE CONNECTIONS INC	085 833	9999 41027-00001 11-23-10		12.94	7.56- .500-
12-16-10	BNY CONVERGEX 12/13 SALE 46 SHS @ 15.9869 MISC .01 HUNTSMAN CORP	085 830	9333 41050-00002 12-16-10		735.38	232.09- 46.000-
12-20-10	BNY CONVERGEX 12/15 SALE 20 SHS @ 37.9449 MISC .01 CHOICE HOTELS INTL INC	085 830	9333 41054-00001 12-20-10		758.89	684.09- 20.000-
12-22-10	BNY CONVERGEX 12/17 SALE 70 SHS @ 12.05 MISC .01 CHICOS FAS INC	085 830	9333 41056-00001 12-22-10		843.49	843.02- 70.000-
12-28-10	LONG TERM CAPITAL GAINS DISTRIBUTION PAYABLE 12/21/10 AT .0000 PER SHARE BLACKROCK LIQUIDITY FUNDS TEMPFUND ADMINISTRATION SHARES #H1	081 081	00-0000 41062-00002 12-28-10		.01	
12-29-10	BNY CONVERGEX 12/23 SALE 11 SHS @ 40.7497 MISC .01 LANDSTAR SYS INC	085 830	9333 41063-00001 12-29-10		448.24	366.29- 11.000-
12-31-10	BNY CONVERGEX 12/28 SALE 15 SHS @ 38.9784 MISC .01 CHOICE HOTELS INTL INC	085 830	9333 41065-00001 12-31-10		584.67	513.06- 15.000-
01-13-11	BNY CONVERGEX 01/10 SALE 22 SHS @ 60.7502 MISC .02 ROVI CORP	085 830	9333 41083-00001 01-13-11		1,336.48	366.31- 22.000-
02-02-11	BNY CONVERGEX 01/28 SALE 9 SHS @ 87.7421 MISC .02 HEARTWARE INTERNATIONAL INC	085 830	9333 41103-00001 02-02-11		789.66	772.74- 9.000-
02-24-11	BNY CONVERGEX 02/18 SALE 110 SHS @ 9.3369 MISC .02 MGIC INVT CORP WIS	085 830	9333 41125-00001 02-24-11		1,027.04	1,314.67- 110.000-

BANK 21
 REGION 80
 OFFICE 672

- TRANSACTION-
 DESCRIPTION

DATE 01/09/12
 TIME 16:20
 PAGE 0003

ACCOUNT 5754008 J E L I N S C O M B J R T U W C H A R S C G R

- C A S H -

INCOME

PRINCIPAL

INVEST/UNITS

DATE 03-28-11 BNY CONVERGEX 03/23 SALE 40 SHS @ 34.0069 MISC .03 BRIGHAM EXPL CO

03-30-11 BNY CONVERGEX 03/25 SALE 7 SHS @ 81.11 MISC .02 HERBALIFE LTD

03-30-11 BNY CONVERGEX 03/25 SALE 22 SHS @ 21.42 MISC .01 ALLSCRIPTS HEALTHCARE SOLUTIONS INC

03-30-11 BNY CONVERGEX 03/25 SALE 45 SHS @ 13.13 MISC .02 AMERICAN AXLE & MFG HOLDINGS

03-30-11 BNY CONVERGEX 03/25 SALE 15 SHS @ 54.51 MISC .02 ANSYS INC

03-30-11 BNY CONVERGEX 03/25 SALE 44 SHS @ 19.38 MISC .02 ARVINMERITOR INCORPORATED NAME CHG 03/29/2011 SEE 59001K100

03-30-11 BNY CONVERGEX 03/25 SALE 9 SHS @ 68.25 MISC .02 ATLAS AIR WORLDWIDE HLDGS INC COM NEW

03-30-11 BNY CONVERGEX 03/25 SALE 16 SHS @ 35.62 MISC .02 BALLY TECHNOLOGIES INC

03-30-11 BNY CONVERGEX 03/25 SALE 20 SHS @ 23.93 MISC .01 BIOMARIN PHARMACEUTICAL INC

085 830 9333 41157-00001 03-28-11

085 830 9333 41159-00001 03-30-11

085 830 9333 41159-00003 03-30-11

085 830 9333 41159-00004 03-30-11

085 830 9333 41159-00005 03-30-11

085 830 9333 41159-00006 03-30-11

085 830 9333 41159-00008 03-30-11

085 830 9333 41159-00009 03-30-11

085 830 9333 41159-00010 03-30-11

1,360.25

567.75

471.23

590.83

817.63

852.70

614.23

569.90

478.59

552.56-40.000-

144.90-7.000-

241.61-22.000-

347.07-45.000-

354.37-15.000-

516.06-44.000-

485.99-9.000-

413.06-16.000-

350.21-20.000-

BANK 21
 REGION 80
 OFFICE 672

- TRANSACTION-
 DESCRIPTION

DATE 01/09/12
 TIME 16:20
 PAGE 0004

- T R A N S A C T I O N A M A L Y S I S / S U M M A R Y -
 09/01/10 T I M E 08/31/11
 ACCOUNT 5754008 J E L I P S C O M B J R T U W C H A R S C G R

DATE	-TRANSACTION- DESCRIPTION	-CODES- TRAN TAX INDV	HISTORY	- C A S H - INCOME	PRINCIPAL	INVEST/UNITS
03-30-11	BNY CONVERGEX 03/25 SALE 26 SHS @ 37.29 MISC .02 BJ'S RESTAURANTS, INC	085 830	9333 41159-00011 03-30-11	969.52		289.89- 26.000-
03-30-11	BNY CONVERGEX 03/25 SALE 12 SHS @ 34.95 MISC .01 BRIGHAM EXPL CO	085 830	9333 41159-00012 03-30-11	419.39		165.77- 12.000-
03-30-11	BNY CONVERGEX 03/25 SALE 29 SHS @ 19.97 MISC .02 BRUKER CORP	085 830	9333 41159-00013 03-30-11	579.11		379.85- 29.000-
03-30-11	BNY CONVERGEX 03/25 SALE 20 SHS @ 45.16 MISC .02 CASH AMERICA INTERNATIONAL INC	085 830	9333 41159-00014 03-30-11	903.18		524.38- 20.000-
03-30-11	BNY CONVERGEX 03/25 SALE 7 SHS @ 54.29 MISC .01 CATALYST HEALTH SOLUTIONS INC	085 830	9333 41159-00015 03-30-11	380.02		308.45- 7.000-
03-30-11	BNY CONVERGEX 03/25 SALE 25 SHS @ 31.35 MISC .02 CENTENE CORP	085 830	9333 41159-00016 03-30-11	783.73		577.56- 25.000-
03-30-11	BNY CONVERGEX 03/25 SALE 33 SHS @ 14.11 MISC .01 CHICOS FAS INC	085 830	9333 41159-00017 03-30-11	465.62		397.42- 33.000-
03-30-11	BNY CONVERGEX 03/25 SALE 23 SHS @ 21.88 MISC .01 CLOUD PEAK ENERGY INC	085 830	9333 41159-00018 03-30-11	503.23		416.21- 23.000-
03-30-11	BNY CONVERGEX 03/25 SALE 20 SHS @ 58.42 MISC .03 COHERENT INC	085 830	9333 41159-00019 03-30-11	1,168.37		628.12- 20.000-
03-30-11	BNY CONVERGEX 03/25 SALE 18 SHS @ 45.33 MISC .02 DTS INC	085 830	9333 41159-00020 03-30-11	815.92		426.85- 18.000-

BANK 21
REGION 80
OFFICE 672

- TRANSACTION ANALYSIS / SUMMARY -
09/01/10 THROUGH 08/31/11
ACCOUNT 5754008 J E LIPSCOMB JR TUW CHAR SCGR

DATE 01/09/12
TIME 16:20
PAGE 0005

-TRANSACTION-		-CODES-		HISTORY		- C A S H -	
DATE	DESCRIPTION	TRAN TAX	INDV	INCOME	PRINCIPAL	INVEST/UNITS	
03-30-11	BNY CONVERGEX 03/25 SALE 12 SHS @ 84.50 MISC .02 DECKERS OUTDOOR CORP	085 830	9333 41159-00021 03-30-11	1,013.98		633.31- 12.000-	
03-30-11	BNY CONVERGEX 03/25 SALE 20 SHS @ 16.0501 MISC .01 DUFF & PHELPS CORP CL A	085 830	9333 41159-00022 03-30-11	320.99		314.56- 20.000-	
03-30-11	BNY CONVERGEX 03/25 SALE 30 SHS @ 20.57 MISC .02 EMS TECHNOLOGIES INC	085 830	9333 41159-00023 03-30-11	617.08		432.18- 30.000-	
03-30-11	BNY CONVERGEX 03/25 SALE 21 SHS @ 37.42 MISC .02 FTI CONSULTING INC	085 830	9333 41159-00024 03-30-11	785.80		730.21- 21.000-	
03-30-11	BNY CONVERGEX 03/25 SALE 10 SHS @ 38.42 MISC .01 FRESH MARKET INC/THE	085 830	9333 41159-00025 03-30-11	384.19		327.50- 10.000-	
03-30-11	BNY CONVERGEX 03/25 SALE 32 SHS @ 24.54 MISC .02 THE GEO GROUP INC	085 830	9333 41159-00026 03-30-11	785.26		463.65- 32.000-	
03-30-11	BNY CONVERGEX 03/25 SALE 36 SHS @ 39.22 MISC .03 GENESCO INC	085 830	9333 41159-00027 03-30-11	1,411.89		766.71- 36.000-	
03-30-11	BNY CONVERGEX 03/25 SALE 39 SHS @ 20.35 MISC .02 GRAFTECH INTERNATIONAL LTD	085 830	9333 41159-00028 03-30-11	793.63		447.37- 39.000-	
03-30-11	BNY CONVERGEX 03/25 SALE 74 SHS @ 17.38 MISC .03 HUNTSMAN CORP	085 830	9333 41159-00029 03-30-11	1,286.09		373.36- 74.000-	

BANK 21
REGION 80
OFFICE 672

- T R A N S A C T I O N A M A L Y S I S / S U M M A R Y -
09/01/10 THROUGH 08/31/11
ACCOUNT 5754008 J E L I N S C O M B J R T U W C H A R S C G R

DATE 01/09/12
TIME 16:20
PAGE 0006

DATE	-TRANSACTION- DESCRIPTION	-CODES- TRAN TAX INDV	HISTORY	INCOME	PRINCIPAL	INVEST/UNITS
03-30-11	BNY CONVERGEX 03/25 SALE 14 SHS @ 21.46 MISC .01 ICON PUB LTD CO SPONSORED ADR	085 830	9333 41159-00030 03-30-11	300.43		292.06- 14.000-
03-30-11	BNY CONVERGEX 03/25 SALE 32 SHS @ 51.8501 MISC .04 INFORMATICA CORP	085 830	9333 41159-00032 03-30-11	1,659.16		605.62- 32.000-
03-30-11	BNY CONVERGEX 03/25 SALE 16 SHS @ 34.59 MISC .02 INTREPID POTASH INC	085 830	9333 41159-00033 03-30-11	553.42		411.74- 16.000-
03-30-11	BNY CONVERGEX 03/25 SALE 61 SHS @ 6.33 MISC .01 JETBLUE AIRWAYS	085 830	9333 41159-00036 03-30-11	386.12		429.04- 61.000-
03-30-11	BNY CONVERGEX 03/25 SALE 10 SHS @ 45.00 MISC .01 LANDSTAR SYS INC	085 830	9333 41159-00037 03-30-11	449.99		332.99- 10.000-
03-30-11	BNY CONVERGEX 03/25 SALE 31 SHS @ 90.07 MISC .06 LUFKIN INDS, INC.	085 830	9333 41159-00038 03-30-11	2,792.11		548.86- 31.000-
03-30-11	BNY CONVERGEX 03/25 SALE 9 SHS @ 44.42 MISC .01 MADDEN STEVEN LTD	085 830	9333 41159-00039 03-30-11	399.77		296.34- 9.000-
03-30-11	BNY CONVERGEX 03/25 SALE 35 SHS @ 15.49 MISC .02 MEDASSETS INC	085 830	9333 41159-00040 03-30-11	542.13		620.29- 35.000-
03-30-11	BNY CONVERGEX 03/25 SALE 34 SHS @ 25.76 MISC .02 MEDIDATA SOLUTIONS INC	085 830	9333 41159-00041 03-30-11	875.82		784.98- 34.000-

BANK 21
REGION 80
OFFICE 672

- T R A N S A C T I O N A M A L Y S I S / S U M M A R Y -
09/01/10 P U B L I S H E D 08/31/11
ACCOUNT 5754008 J E L I N S C O M B J R T U W C H A R S C G R

DATE 01/09/12
TIME 16:20
PAGE 0007

-TRANSACTION- DESCRIPTION		- C O D E S -		- C A S H -			
DATE	DESCRIPTION	TRAN TAX	INDV	HISTORY	INCOME	PRINCIPAL	INVEST/UNITS
03-30-11	BNY CONVERGEX 03/25 SALE 18 SHS @ 15.67 MISC .01 MONSTER WORLDWIDE INC	085	830	9333 41159-00044 03-30-11		282.05	341.95- 18.000-
03-30-11	BNY CONVERGEX 03/25 SALE 18 SHS @ 41.39 MISC .02 NETLOGIC MICROSYSTEMS INC	085	830	9333 41159-00045 03-30-11		745.00	499.01- 18.000-
03-30-11	BNY CONVERGEX 03/25 SALE 16 SHS @ 23.64 MISC .01 NORTHWEST PIPE CO	085	830	9333 41159-00046 03-30-11		378.23	481.44- 16.000-
03-30-11	BNY CONVERGEX 03/25 SALE 9 SHS @ 99.07 MISC .02 OYO GEOSPACE	085	830	9333 41159-00047 03-30-11		891.61	613.11- 9.000-
03-30-11	BNY CONVERGEX 03/25 SALE 13 SHS @ 18.09 MISC .01 OPTIONSXPRESS HOLDINGS INC	085	830	9333 41159-00048 03-30-11		235.16	208.17- 13.000-
03-30-11	BNY CONVERGEX 03/25 SALE 11 SHS @ 24.39 MISC .01 PAREXEL INTERNATIONAL CORP	085	830	9333 41159-00049 03-30-11		268.28	231.49- 11.000-
03-30-11	BNY CONVERGEX 03/25 SALE 37 SHS @ 13.71 MISC .01 PINNACLE ENTERTAINMENT INC	085	830	9333 41159-00050 03-30-11		507.26	434.12- 37.000-
03-30-11	BNY CONVERGEX 03/25 SALE 13 SHS @ 36.12 MISC .01 PLANTRONICS INC NEW	085	830	9333 41159-00051 03-30-11		469.55	430.88- 13.000-
03-30-11	BNY CONVERGEX 03/25 SALE 20 SHS @ 24.39 MISC .01 QLIK TECHNOLOGIES INC	085	830	9333 41159-00052 03-30-11		487.79	522.43- 20.000-
03-30-11	BNY CONVERGEX 03/25 SALE 7 SHS @ 82.42 MISC .02 QUALITY SYSTEMS INC	085	830	9333 41159-00053 03-30-11		576.92	238.59- 7.000-

BANK 21
 REGION 80
 OFFICE 672

- TRANSACTION-
 DESCRIPTION

DATE 01/09/12
 TIME 16:20
 PAGE 0008

ACCOUNT 5754008 J E LITSCOMB JR TUV CHAR SCGR

09/01/10 TUV TUV 08/31/11

ANNUAL Y S I S / S U M M A R Y -

DATE	-TRANSACTION- DESCRIPTION	-CODES- TRAN TAX INDV	HISTORY	INCOME	PRINCIPAL	INVEST/UNITS
03-30-11	BNY CONVERGEX 03/25 SALE 28 SHS @ 17.79 MISC .01 RADIANT SYS INC	085 830	9333 41159-00054 03-30-11	498.11	414.14- 28.000-	
03-30-11	BNY CONVERGEX 03/25 SALE 14 SHS @ 15.92 MISC .01 REDWOOD TR INC	085 830	9333 41159-00055 03-30-11	222.87	205.18- 14.000-	
03-30-11	BNY CONVERGEX 03/25 SALE 13 SHS @ 71.44 MISC .02 REGAL BELOIT CORP	085 830	9333 41159-00056 03-30-11	928.70	576.23- 13.000-	
03-30-11	BNY CONVERGEX 03/25 SALE 10 SHS @ 41.57 MISC .01 REGENERON PHARMACEUTICALS INC	085 830	9333 41159-00057 03-30-11	415.69	214.33- 10.000-	
03-30-11	BNY CONVERGEX 03/25 SALE 27 SHS @ 38.13 MISC .02 RIVERBED TECHNOLOGY INC	085 830	9333 41159-00058 03-30-11	1,029.49	324.24- 27.000-	
03-30-11	BNY CONVERGEX 03/25 SALE 35 SHS @ 56.28 MISC .04 ROVI CORP	085 830	9333 41159-00059 03-30-11	1,969.76	582.77- 35.000-	
03-30-11	BNY CONVERGEX 03/25 SALE 13 SHS @ 33.96 MISC .01 SALIX PHARMACEUTICALS LTD	085 830	9333 41159-00060 03-30-11	441.47	465.42- 13.000-	
03-30-11	BNY CONVERGEX 03/25 SALE 24 SHS @ 14.71 MISC .01 SEATTLE GENETICS INC / WA	085 830	9333 41159-00062 03-30-11	353.03	332.47- 24.000-	
03-30-11	BNY CONVERGEX 03/25 SALE 1 SHS @ 49.70 MISC .01 SIRONA DENTAL SYSTEMS INC	085 830	9333 41159-00063 03-30-11	49.69	37.21- 1.000-	
03-30-11	BNY CONVERGEX 03/25 SALE 23 SHS @ 47.95 MISC .03 SOTHEYBY'S	085 830	9333 41159-00064 03-30-11	1,102.82	293.69- 23.000-	

- C A S H -

DATE	-TRANSACTION- DESCRIPTION	-CODES- TRAN TAX INDV	HISTORY	- C A S H - INCOME	PRINCIPAL	INVEST/UNITS
03-30-11	BNY CONVERGEX 03/25 SALE 15 SHS @ 38.53 MISC .02 SUCCESSFACTORS INC	085 830	9333 41159-00065 03-30-11	577.93		322.22- 15.000-
03-30-11	BNY CONVERGEX 03/25 SALE 21 SHS @ 41.89 MISC .02 TENNECO INC	085 830	9333 41159-00066 03-30-11	879.67		429.51- 21.000-
03-30-11	BNY CONVERGEX 03/25 SALE 34 SHS @ 18.26 MISC .02 TERADYNE INCORPORATED	085 830	9333 41159-00067 03-30-11	620.82		233.05- 34.000-
03-30-11	BNY CONVERGEX 03/25 SALE 23 SHS @ 25.07 MISC .02 THORATEC CORP	085 830	9333 41159-00068 03-30-11	576.59		430.64- 23.000-
03-30-11	BNY CONVERGEX 03/25 SALE 101 SHS @ 26.6702 MISC .06 TIBCO SOFTWARE INC	085 830	9333 41159-00069 03-30-11	2,693.63		777.20- 101.000-
03-30-11	BNY CONVERGEX 03/25 SALE 32 SHS @ 18.11 MISC .02 TITANIUM METALS CORP	085 830	9333 41159-00070 03-30-11	579.50		385.67- 32.000-
03-30-11	BNY CONVERGEX 03/25 SALE 11 SHS @ 90.59 MISC .02 TRIUMPH GROUP INC NEW	085 830	9333 41159-00071 03-30-11	996.47		737.67- 11.000-
03-30-11	BNY CONVERGEX 03/25 SALE 6 SHS @ 37.90 MISC .01 UMB FINL CORP	085 830	9333 41159-00072 03-30-11	227.39		275.98- 6.000-
03-30-11	BNY CONVERGEX 03/25 SALE 23 SHS @ 29.57 MISC .02 UNIVERSAL ELECTRONICS	085 830	9333 41159-00073 03-30-11	680.09		582.81- 23.000-
03-30-11	BNY CONVERGEX 03/25 SALE 28 SHS @ 48.40 MISC .03 VARIAN SEMICONDUCTOR EQUIP W/I	085 830	9333 41159-00074 03-30-11	1,355.17		555.23- 28.000-

BANK 21
REGION 80
OFFICE 672

- T R A N S A C T I O N A C C O U N T I N G S / S U M M A R Y -
09/01/10 THROUGH 08/31/11
ACCOUNT 5754008 J E L I N S C O M B J R T U W C H A R S G G R

DATE 01/09/12
TIME 16:20
PAGE 0010

-TRANSACTION-		-CODES-		HISTORY		- C A S H -		INVEST/UNITS	
DATE	DESCRIPTION	TRAN TAX	INDV			INCOME	PRINCIPAL		
03-30-11	BNY CONVERGEX 03/25 SALE 10 SHS @ 51.42 MISC .01 VEECO INSTRUMENTS INC DEL	085 830	9333	41159-00075 03-30-11			514.19		328.80- 10,000-
03-30-11	BNY CONVERGEX 03/25 SALE 9 SHS @ 13.37 MISC .01 VITAL IMAGES INC	085 830	9333	41159-00076 03-30-11			120.32		305.05- 9,000-
03-30-11	BNY CONVERGEX 03/25 SALE 20 SHS @ 33.5501 MISC .02 VITAMIN SHOPPE INC	085 830	9333	41159-00077 03-30-11			670.98		405.02- 20,000-
03-30-11	BNY CONVERGEX 03/25 SALE 10 SHS @ 60.72 MISC .02 WABCO HOLDINGS INC	085 830	9333	41159-00078 03-30-11			607.18		347.61- 10,000-
03-30-11	BNY CONVERGEX 03/25 SALE 20 SHS @ 28.81 MISC .02 WASTE CONNECTIONS INC	085 830	9333	41159-00079 03-30-11			576.18		302.22- 20,000-
03-31-11	BNY CONVERGEX 03/28 SALE 25 SHS @ 25.8234 MISC .01 TIBCO SOFTWARE INC	085 830	9333	41160-00002 03-31-11			645.57		192.38- 25,000-
04-01-11	BNY CONVERGEX 03/29 SALE 3 SHS @ 90.5418 MISC .01 LUFKIN INDS, INC.	085 830	9333	41161-00002 04-01-11			271.62		53.12- 3,000-
04-08-11	BNY CONVERGEX 04/05 SALE 68 SHS @ 13.9903 MISC .02 PINNACLE ENTERTAINMENT INC	085 830	9333	41168-00001 04-08-11			951.32		797.85- 68,000-
04-12-11	BNY CONVERGEX 04/07 SALE 30 SHS @ 32.7989 MISC .02 RIVERBED TECHNOLOGY INC	085 830	9333	41172-00001 04-12-11			983.95		360.26- 30,000-
05-03-11	BNY CONVERGEX 04/28 SALE 26 SHS @ 18.643 MISC .01 VITAL IMAGES INC	085 830	9333	41193-00001 05-03-11			484.71		881.25- 26,000-

05-09-11 BNY CONVERGEX 05/04 SALE 26 SHS @ 66.9302
 MISC .03
 ALBEMARLE CORP

05-10-11 BNY CONVERGEX 05/05 SALE 13 SHS @ 48.8945
 MISC .01
 REGENERON PHARMACEUTICALS INC

05-16-11 BNY CONVERGEX 05/11 SALE 57 SHS @ 61.16
 MISC .07
 VARIAN SEMICONDUCTOR EQUIP W/I

05-27-11 BNY CONVERGEX 05/24 SALE 57 SHS @ 9.96
 MISC .01
 JANUS CAPITAL GROUP INC

06-27-11 BNY CONVERGEX 06/22 SALE 100 SHS @ 10.8762
 MISC .02
 AMERICAN AXLE & MFG HOLDINGS

06-30-11 BNY CONVERGEX 06/27 SALE 11 SHS @ 29.4873
 MISC .01
 SUCCESSFACTORS INC

07-13-11 BNY CONVERGEX 07/08 SALE 24 SHS @ 30.671
 MISC .01
 TIBCO SOFTWARE INC

07-18-11 BNY CONVERGEX 07/13 SALE 19 SHS @ 58.6664
 MISC .02
 INFORMATICA CORP

08-03-11 BNY CONVERGEX 07/29 SALE 72 SHS @ 15.0526
 MISC .02
 PANDORA MEDIA INC

08-04-11 BNY CONVERGEX 08/01 SALE 48 SHS @ 14.3439
 MISC .01
 REALD INC

ACCOUNT 5754008 J E LIPSCOMB JR T U W CHAR SCGR

- C A S H -

INCOME

PRINCIPAL

INVEST/UNITS

DATE 01/09/12
 TIME 16:20
 PAGE 0011

085 830 9333 41199-00001
 05-09-11

1,740.15

1,784.24-
 26.000-

085 830 9333 41200-00002
 05-10-11

635.62

278.62-
 13.000-

085 830 9333 41206-00001
 05-16-11

3,486.05

1,130.30-
 57.000-

085 830 9333 41217-00002
 05-27-11

567.71

694.19-
 57.000-

085 830 9333 41248-00002
 06-27-11

1,087.60

771.26-
 100.000-

085 830 9333 41251-00002
 06-30-11

324.35

236.29-
 11.000-

085 830 9333 41264-00001
 07-13-11

736.09

184.68-
 24.000-

085 830 9333 41269-00001
 07-18-11

1,114.64

359.59-
 19.000-

085 830 9333 41285-00001
 08-03-11

1,083.77

1,151.20-
 72.000-

085 830 9333 41286-00001
 08-04-11

688.49

1,203.94-
 48.000-

BANK 21
 REGION 80
 OFFICE 672

- TRANSACTION-
 ACCOUNT 5754008 J E LIPSCOMB JR TUV CHAR SGGR

DATE 01/09/12
 TIME 16:20
 PAGE 0012

DATE	-TRANSACTION- DESCRIPTION	-CODES- TRAN TAX INDV	HISTORY	INCOME	PRINCIPAL	INVEST/UNITS
08-08-11	BNY CONVERGEX 08/03 SALE 23 SHS @ 48.7722 MISC .02 ANSYS INC	085 830	9333 41290-00001 08-08-11		1,121.74	543.36- 23.000-
08-08-11	BNY CONVERGEX 08/03 SALE 10 SHS @ 38.2984 MISC .01 TENNECO INC	085 830	9333 41290-00002 08-08-11		382.98	204.53- 10.000-
08-10-11	BNY CONVERGEX 08/05 SALE 2 SHS @ 47.8141 ROVI CORP	085 830	9333 41292-00001 08-10-11		95.63	33.30- 2.000-
08-12-11	BNY CONVERGEX 08/09 SALE 23 SHS @ 12.4733 MISC .01 JAMES RIVER COAL CO	085 830	9333 41294-00001 08-12-11		286.88	561.89- 23.000-
08-24-11	PROCEEDS RECEIVED FROM TENDER OF 55,000 SHARES AT 33.0000 EMS TECHNOLOGIES INC	085 830	9999 41306-00001 08-24-11		1,815.00	792.33- 55.000-
08-26-11	PROCEEDS RECEIVED FROM TENDER OF 64,000 SHARES AT 28.0000 RADIANT SYS INC	085 830	9999 41308-00005 08-26-11		1,792.00	997.12- 64.000-

- C A S H -

BANK 21
REGION 80
OFFICE 690

- T R A N S A C T I O N A M A L Y S I S / S U M M A R Y -
09/01/10 THROUGH 08/31/11
ACCOUNT 5754008 J E L L I S C O M B J R T U W C H A R S C V A

DATE 01/09/12
TIME 16:21
PAGE 0009

-TRANSACTION-
DATE DESCRIPTION -CODES- HISTORY INCOME - C A S H - PRINCIPAL INVEST/UNITS

TOTALS FOR TAX CODE 081 LONG TERM CAPITAL GAIN DISTRIBUTION .06

TOTALS FOR TAX CODE 830 SALES

49,681.04

32,314.55-P



17,366.55

BANK 21
 REGION 80
 OFFICE 690

- TRANSACTION-
 DESCRIPTION

DATE

DATE 01/09/12
 TIME 16:21
 PAGE 0001

- T R A N S A C T I O N A M A L Y S I S / S U M M A R Y -
 09/01/10 THROUGH 08/31/11
 ACCOUNT 5754008 J E L I N S C O M B J R T U W C H A R S C V A

-TRANSACTION-
 DESCRIPTION

DATE

09-08-10 BNY CONVERGEX
 09/02 SALE 36 SHS @ 37.2281
 MISC .02
 GEOEYE INC

11-03-10 BNY CONVERGEX
 10/29 SALE 83 SHS @ 8.8271
 MISC .01
 SONIC CORP

11-30-10 BNY CONVERGEX
 11/24 SALE 58 SHS @ 19.9253
 MISC .02
 BRINKER INTERNATIONAL INC

12-13-10 BNY CONVERGEX
 12/08 SALE 29 SHS @ 61.8837
 MISC .03
 WATSCO INC

12-28-10 LONG TERM CAPITAL GAINS DISTRIBUTION
 PAYABLE 12/21/10 AT .0000 PER SHARE
 BLACKROCK LIQUIDITY FUNDS
 TEMPFUND
 ADMINISTRATION SHARES #H1

12-31-10 BNY CONVERGEX
 12/28 SALE 6 SHS @ 89.47
 MISC .01
 BUCYRUS INTL INC

01-13-11 BNY CONVERGEX
 01/10 SALE 22 SHS @ 62.0013
 MISC .02
 TORO CO

01-14-11 BNY CONVERGEX
 01/11 SALE 18 SHS @ 62.0976
 MISC .02
 TORO CO

01-18-11 BNY CONVERGEX
 01/12 SALE 7 SHS @ 62.1651
 MISC .01
 TORO CO

-CODES-
 TRAN TAX INDV

085 830 9333 40951-00001
 09-08-10

085 830 9333 41007-00001
 11-03-10

085 830 9333 41034-00001
 11-30-10

085 830 9333 41047-00005
 12-13-10

081 081 00-0000 41062-00001
 12-28-10

085 830 9333 41065-00002
 12-31-10

085 830 0100 41083-00001
 01-13-11

085 830 0100 41084-00002
 01-14-11

085 830 9333 41088-00001
 01-18-11

INCOME

1,340.19

732.64

1,155.65

1,794.60

.06

536.81

1,364.01

1,117.74

435.15

INVEST/UNITS

1,091.85-
36.000-

1,389.42-
83.000-

1,360.68-
58.000-

788.80-
29.000-

87.20-
6.000-

855.37-
22.000-

699.84-
18.000-

272.16-
7.000-

BANK 21
 REGION 80
 OFFICE 690

- TRANSACTION-
 DESCRIPTION

DATE 01/09/12
 TIME 16:21
 PAGE 0002

ACCOUNT 5754008 J E LIPSCOMB JR T U W CHAR SCVA

- T R A N S A C T I O N A M A L Y S I S / S U M M A R Y -
 09/01/10 THROUGH 08/31/11

DATE -TRANSACTION-
 DESCRIPTION -CODES-
 DATE TRAN TAX INDV HISTORY INCOME PRINCIPAL INVEST/UNITS

03-30-11 BNY CONVERGEX 085 830 9333 41159-00001 1,198.17 383.99-
 03/25 SALE 12 SHS @ 99.85 03-30-11 12,000-

MISC .03
 CORE LABORATORIES N V

03-30-11 BNY CONVERGEX 085 830 9333 41159-00003 494.09 552.14-
 03/25 SALE 18 SHS @ 27.45 03-30-11 18,000-

MISC .01
 AAR CORP

03-30-11 BNY CONVERGEX 085 830 9333 41159-00004 534.14 380.79-
 03/25 SALE 22 SHS @ 24.28 03-30-11 22,000-

MISC .02
 AARON'S INC
 CLASS A

03-30-11 BNY CONVERGEX 085 830 9333 41159-00005 402.35 471.54-
 03/25 SALE 12 SHS @ 33.53 03-30-11 12,000-

MISC .01
 AMEDISYS INC

03-30-11 BNY CONVERGEX 085 830 9333 41159-00006 965.74 439.43-
 03/25 SALE 16 SHS @ 60.36 03-30-11 16,000-

MISC .02
 AMERCI GROUP CORPORATION

03-30-11 BNY CONVERGEX 085 830 9333 41159-00007 658.78 587.52-
 03/25 SALE 54 SHS @ 12.20 03-30-11 54,000-

MISC .02
 ARRIS GROUP INC

03-30-11 BNY CONVERGEX 085 830 9333 41159-00008 534.26 667.59-
 03/25 SALE 38 SHS @ 14.06 03-30-11 38,000-

MISC .02
 ASTORIA FINL CORP

03-30-11 BNY CONVERGEX 085 830 9333 41159-00009 445.43 489.98-
 03/25 SALE 12 SHS @ 37.12 03-30-11 12,000-

MISC .01
 BLACKBOARD INC.

03-30-11 BNY CONVERGEX 085 830 9333 41159-00010 764.30 520.33-
 03/25 SALE 16 SHS @ 47.77 03-30-11 16,000-

MISC .02
 BRISTOW GROUP INC

- T R A N S A C T I O N A C C O U N T 5754008 J E L I P S C O M B J R T U W C H A R S C V A

- C A S H -

DATE	-TRANSACTION- DESCRIPTION	-CODES- TRAN TAX INDV	HISTORY	INCOME	PRINCIPAL	INVEST/UNITS
03-30-11	BNY CONVERGEX 03/25 SALE 16 SHS @ 91.16 MISC .03 BUCYRUS INTL INC	085 830	9333 41159-00011 03-30-11	1,458.53		232.54- 16.000-
03-30-11	BNY CONVERGEX 03/25 SALE 12 SHS @ 50.43 MISC .02 CABOT MICROELECTRONICS CORP	085 830	9333 41159-00012 03-30-11	605.14		568.55- 12.000-
03-30-11	BNY CONVERGEX 03/25 SALE 18 SHS @ 51.5701 MISC .02 CABOT OIL & GAS CORP COM	085 830	9333 41159-00013 03-30-11	928.24		236.43- 18.000-
03-30-11	BNY CONVERGEX 03/25 SALE 10 SHS @ 25.05 MISC .01 CANTEL MEDICAL CORP	085 830	9333 41159-00014 03-30-11	250.49		169.00- 10.000-
03-30-11	BNY CONVERGEX 03/25 SALE 12 SHS @ 45.19 MISC .02 CASH AMERICA INTERNATIONAL INC	085 830	9333 41159-00015 03-30-11	542.26		440.22- 12.000-
03-30-11	BNY CONVERGEX 03/25 SALE 24 SHS @ 22.21 MISC .02 CHECKPOINT SYSTEMS INC	085 830	9333 41159-00016 03-30-11	533.02		443.77- 24.000-
03-30-11	BNY CONVERGEX 03/25 SALE 8 SHS @ 56.40 MISC .01 COVANCE INC	085 830	9333 41159-00017 03-30-11	451.19		301.92- 8.000-
03-30-11	BNY CONVERGEX 03/25 SALE 18 SHS @ 30.23 MISC .02 DELPHI FINL GROUP INC CL A	085 830	9333 41159-00018 03-30-11	544.12		388.64- 18.000-
03-30-11	BNY CONVERGEX 03/25 SALE 16 SHS @ 36.86 MISC .02 DIGITAL RIV INC	085 830	9333 41159-00019 03-30-11	589.74		608.87- 16.000-

BANK 21
REGION 80
OFFICE 690

- TRANSACTION-
DESCRIPTION

DATE 01/09/12
TIME 16:21
PAGE 0004

- T R A N S A C T I O N A M A L Y S I S / S U M M A R Y -
09/01/10 T U W C H A R
ACCOUNT 5754008 J E L I P S C O M B J R T U W C H A R S C V A

DATE	DESCRIPTION	-TRANSACTION- DESCRIPTION	-CODES- TRAN TAX INDV	HISTORY	INCOME	PRINCIPAL	INVEST/UNITS
03-30-11	BNY CONVERGEX 03/25 SALE 24 SHS @ 32.28 MISC .02 EATON VANCE CORP COM NON VTG		085 830 9333	41159-00020 03-30-11		774.70	464.07- 24.000-
03-30-11	BNY CONVERGEX 03/25 SALE 32 SHS @ 33.97 MISC .03 FLIR SYSTEM INC		085 830 9333	41159-00021 03-30-11	1,087.01		436.59- 32.000-
03-30-11	BNY CONVERGEX 03/25 SALE 18 SHS @ 15.37 MISC .01 FIRST POTOMAC RLTY TR		085 830 9333	41159-00022 03-30-11	276.65		203.53- 18.000-
03-30-11	BNY CONVERGEX 03/25 SALE 18 SHS @ 47.82 MISC .02 GLOBAL PAYMENTS INC-W/I		085 830 9333	41159-00023 03-30-11	860.74		457.62- 18.000-
03-30-11	BNY CONVERGEX 03/25 SALE 16 SHS @ 35.41 MISC .02 HARSCO CORP		085 830 9333	41159-00024 03-30-11	566.54		486.78- 16.000-
03-30-11	BNY CONVERGEX 03/25 SALE 26 SHS @ 15.49 MISC .01 HEALTHWAYS INC		085 830 9333	41159-00025 03-30-11	402.73		732.85- 26.000-
03-30-11	BNY CONVERGEX 03/25 SALE 32 SHS @ 19.35 MISC .02 HEXCEL CORP		085 830 9333	41159-00026 03-30-11	619.18		649.98- 32.000-
03-30-11	BNY CONVERGEX 03/25 SALE 10 SHS @ 53.12 MISC .02 ITRON, INC.		085 830 9333	41159-00027 03-30-11	531.18		484.12- 10.000-
03-30-11	BNY CONVERGEX 03/25 SALE 24 SHS @ 25.42 MISC .02 JEFFRIES GROUP INC		085 830 9333	41159-00028 03-30-11	610.06		354.72- 24.000-

BANK 21
 REGION 80
 OFFICE 690

- TRANSACTION-
 DESCRIPTION

DATE 01/09/12
 TIME 16:21
 PAGE 0005

- TRANSACTIONS / SUMMARY -
 09/01/10 THROUGH 08/31/11
 ACCOUNT 5754008 JELIPSCOMB JR TUM CHAR SCVA

DATE	-TRANSACTION- DESCRIPTION	-CODES- TRAN TAX INDV	HISTORY	INCOME	PRINCIPAL	INVEST/UNITS
03-30-11	BNY CONVERGEX 03/25 SALE 20 SHS @ 36.51 MISC .02 LIFE TIME FITNESS INC	085 830	9333 41159-00029 03-30-11		730.18	596.67- 20,000-
03-30-11	BNY CONVERGEX 03/25 SALE 12 SHS @ 90.20 MISC .03 LUFKIN INDS, INC.	085 830	9333 41159-00030 03-30-11		1,082.37	465.47- 12,000-
03-30-11	BNY CONVERGEX 03/25 SALE 52 SHS @ 11.10 MISC .02 MEDICAL PROPERTIES TRUST INC	085 830	9333 41159-00031 03-30-11		577.18	387.05- 52,000-
03-30-11	BNY CONVERGEX 03/25 SALE 12 SHS @ 65.47 MISC .02 MEDNAX INC	085 830	9333 41159-00032 03-30-11		785.62	681.73- 12,000-
03-30-11	BNY CONVERGEX 03/25 SALE 8 SHS @ 24.13 MISC .01 MERITAGE HOMES CORPORATION	085 830	9333 41159-00033 03-30-11		193.03	266.72- 8,000-
03-30-11	BNY CONVERGEX 03/25 SALE 12 SHS @ 45.32 MISC .02 MOOG INC CLASS A	085 830	9333 41159-00034 03-30-11		543.82	286.47- 12,000-
03-30-11	BNY CONVERGEX 03/25 SALE 12 SHS @ 66.04 MISC .02 ONEOK INC NEW	085 830	9333 41159-00035 03-30-11		792.46	254.64- 12,000-
03-30-11	BNY CONVERGEX 03/25 SALE 24 SHS @ 27.72 MISC .02 PHARMACUTICAL PROD DEV INC	085 830	9333 41159-00036 03-30-11		665.26	381.67- 24,000-
03-30-11	BNY CONVERGEX 03/25 SALE 14 SHS @ 60.60 MISC .02 PHILLIPS-VAN HEUSEN CORP	085 830	9333 41159-00037 03-30-11		848.38	263.76- 14,000-

BANK 21
REGION 80
OFFICE 690

- TRANSACTION-
DESCRIPTION

DATE 01/09/12
TIME 16:21
PAGE 0006

ACCOUNT 5754008 J E LIPSCOMB JR T U W CHAR SCVA

- T R A N S A C T I O N A M A L Y S I S / S U M M A R Y -
09/01/10 THROUGH 08/31/11

-TRANSACTION-
DATE DESCRIPTION -CODES-
TRAN TAX INDV HISTORY INCOME PRINCIPAL INVEST/UNITS

03-30-11 BNY CONVERGEX 085 830 9333 41159-00038 739.18 573.17-
03/25 SALE 28 SHS @ 26.40 MISC .02 03-30-11 28.000-

PROTECTIVE LIFE CORP

03-30-11 BNY CONVERGEX 085 830 9333 41159-00039 759.78 374.19-
03/25 SALE 20 SHS @ 37.99 MISC .02 03-30-11 20.000-

RAYMOND JAMES FINANCIAL INC

03-30-11 BNY CONVERGEX 085 830 9333 41159-00040 749.38 345.50-
03/25 SALE 12 SHS @ 62.45 MISC .02 03-30-11 12.000-

REINSURANCE GROUP OF AMERICA

03-30-11 BNY CONVERGEX 085 830 9333 41159-00041 384.99 201.75-
03/25 SALE 10 SHS @ 38.50 MISC .01 03-30-11 10.000-

SBA COMMUNICATIONS CORP (IPO)

03-30-11 BNY CONVERGEX 085 830 9333 41159-00042 502.01 456.95-
03/25 SALE 18 SHS @ 27.89 MISC .01 03-30-11 18.000-

SRA INTERNATIONAL INC

CL A

03-30-11 BNY CONVERGEX 085 830 9333 41159-00043 817.72 517.83-
03/25 SALE 14 SHS @ 58.41 MISC .02 03-30-11 14.000-

THE SCOTTS MIRACLE-GRO COMPANY

03-30-11 BNY CONVERGEX 085 830 9333 41159-00044 594.28 333.30-
03/25 SALE 10 SHS @ 59.43 MISC .02 03-30-11 10.000-

SNAP ON INC

03-30-11 BNY CONVERGEX 085 830 9333 41159-00045 662.26 472.13-
03/25 SALE 12 SHS @ 55.19 MISC .02 03-30-11 12.000-

SOUTH JERSEY INDUSTRIES INC

03-30-11 BNY CONVERGEX 085 830 9333 41159-00046 281.43 542.44-
03/25 SALE 16 SHS @ 17.59 MISC .01 03-30-11 16.000-

STATE AUTO FINANCIAL CORP

BANK 21
REGION 80
OFFICE 690

- T R A N S A C T I O N A C C O U N T 5754008 J E L I P S C O M B J R T U W C H A R S C V A

DATE 01/09/12
TIME 16:21
PAGE 0007

DATE	-TRANSACTION- DESCRIPTION	-CODES- TRAN TAX INDV	HISTORY	INCOME	PRINCIPAL	INVEST/UNITS
03-30-11	BNY CONVERGEX 03/25 SALE 14 SHS @ 42.31 MISC .02 SWIFT ENERGY CO	085 830	9333 41159-00047 03-30-11	592.32		307.31- 14.000-
03-30-11	BNY CONVERGEX 03/25 SALE 12 SHS @ 50.96 MISC .02 TELEDYNE TECHNOLOGIES INC	085 830	9333 41159-00048 03-30-11	611.50		539.20- 12.000-
03-30-11	BNY CONVERGEX 03/25 SALE 18 SHS @ 50.98 MISC .02 TIMKEN CO	085 830	9333 41159-00049 03-30-11	917.62		516.79- 18.000-
03-30-11	BNY CONVERGEX 03/25 SALE 18 SHS @ 22.69 MISC .01 TRUSTMARK CORP	085 830	9333 41159-00050 03-30-11	408.41		301.30- 18.000-
03-30-11	BNY CONVERGEX 03/25 SALE 12 SHS @ 46.5901 MISC .02 URS CORP NEW	085 830	9333 41159-00051 03-30-11	559.06		488.38- 12.000-
03-30-11	BNY CONVERGEX 03/25 SALE 16 SHS @ 26.62 MISC .01 UNITED BANKSHARES INC W VIRGINIA	085 830	9333 41159-00052 03-30-11	425.91		477.03- 16.000-
03-30-11	BNY CONVERGEX 03/25 SALE 12 SHS @ 19.21 MISC .01 UNITED FIRE & CASUALTY CO	085 830	9333 41159-00053 03-30-11	230.51		377.98- 12.000-
03-30-11	BNY CONVERGEX 03/25 SALE 20 SHS @ 38.63 MISC .02 VALSPAR CORP	085 830	9333 41159-00054 03-30-11	772.58		516.80- 20.000-
03-30-11	BNY CONVERGEX 03/25 SALE 16 SHS @ 38.34 MISC .02 WGL HLDGS INC	085 830	9333 41159-00055 03-30-11	613.42		457.64- 16.000-

DATE	-TRANSACTION- DESCRIPTION	-CODES- TRAN TAX INDV	HISTORY	- C A S H - INCOME	PRINCIPAL	INVEST/UNITS
04-18-11	BNY CONVERGEX 04/13 SALE 57 SHS @ 30.9972 MISC .03 SRA INTERNATIONAL INC CL A	085 830	9333 41178-00003 04-18-11		1,766.81	1,447.02- 57.000-
07-12-11	PROCEEDS DUE FROM MANDATORY MERGER OF 54,000 SHARES AT 92.0000 BUCYRUS INTL INC MERGED 07/11/2011 @ \$92.00 P/S	085 830	9999 41263-00001 07-12-11		4,968.00	784.83- 54.000-

TAX CODE	OR-OFF SERIAL	SEQ LOT#	ACQUIRED	TRADE	DATES	UNITS	PROCEEDS	TAX COST	FEDERAL G/L	STATE G/L
	ASSET 98310W108	(CONT'D)				54.000	1,479.77	1,636.20	156.43-	.00
	TOTAL-SHORT									
	ASSET 98389B100	XCEL ENERGY INC	08/18/09	03/25/11		37.000	870.22	711.16	159.06 L	.00
	830 660 41159-00098					37.000	870.22	711.16	159.06	.00
	TOTAL-LONG									
	ASSET 983919101	XILINX INC	08/10/10	11/04/10		40.000	1,111.43	1,104.66	6.77 S	.00
	830 640 41013-00002					40.000	1,111.43	1,104.66	6.77	.00
	TOTAL-SHORT									
	LISTED SALES-TOTAL	SHORT				7,152.755	221,094.52	203,651.14		
		LONG				25,821.841	497,295.98	398,286.84		
	CAPITAL GAIN DISTRIBUTIONS								6,089.62 L	.00 L
	GRAND TOTAL-SHORT	-LONG				33,023.596	718,391.10	601,937.98	17,443.38	105,098.76
	CARRYOVER(CURRENT)								.00 S	.00 M

REMOVE CLASS ACTION ENTRY - 11.22
 718,379.88 601,926.76
 116,453.12

CAP. GAIN DIST.
 8846.76
 125,279.88

REPORT: TMS-TX-23
 BANK 21 PNC BANK (21)
 REGION 80 KENTUCKY
 OFFICE 001 C & E

GAIN/LOSS FEDERAL REPORT INTERNAL USE ONLY
 ACCOUNT 5754008 J E LIPSCOMB JR TUV CHAR
 FROM: 09/01/10 TO: 08/31/11

PAGE: 1
 RUN DATE: 01/10/12

GAIN / LOSS INFORMATION
 FEDERAL G/L STATE G/L

TAX CODE OR-OFF SERIAL SEQ LOT# DATES ACQUIRED TRADE
 ASSET G24140108 COOPER INDUSTRIES PLC
 SEDOL B40K911 ISIN IE00B40K9117

830 660 41089-00001 00000 09/09/05 01/13/11 241.67 L .00
 830 660 41089-00001 00000 06/28/06 01/13/11 207.87 L .00
 830 660 41159-00001 00000 06/28/06 03/25/11 80.91 L .00
 830 660 41159-00001 00000 09/21/10 03/25/11 15.89 S .00

TOTAL-SHORT 15.89 .00
 TOTAL-LONG 530.45 .00

ASSET G3223R108 EVEREST RE GROUP LTD
 660 41159-00002 00000 07/26/10 03/25/11

830 660 41159-00002 00000 07/26/10 03/25/11 70.02 S .00

TOTAL-SHORT 70.02 .00

ASSET G4412G101 HERBALIFE LTD
 672 41159-00001 00000 02/12/09 03/25/11
 640 41298-00001 00000 09/14/10 08/11/11

830 672 41159-00001 00000 02/12/09 03/25/11 422.85 L .00
 830 640 41298-00001 00000 09/14/10 08/11/11 766.15 S .00

TOTAL-SHORT 766.15 .00
 TOTAL-LONG 422.85 .00

ASSET G491BT108 INVESCO LTD
 ISIN BMG491BT1088 SEDOL B28XP76

830 660 41131-00001 00000 05/13/09 02/25/11 362.60 L .00
 830 660 41131-00001 00000 06/26/08 02/25/11 17.82 L .00
 830 660 41159-00003 00000 06/26/08 03/25/11 9.76 L .00
 830 660 41159-00003 00000 06/12/08 03/25/11 .94-L .00

TOTAL-LONG 389.24 .00

ASSET G54050102 LAZARD LTD CL A
 SEDOL B081VQ7
 ISIN BMG540501027

830 660 41159-00004 00000 06/08/10 03/25/11 114.17 S .00

TOTAL-SHORT 114.17 .00

ASSET G5876H105 MARVELL TECHNOLOGY GROUP LTD
 640 41139-00001 00000 05/07/09 03/07/11

830 640 41139-00001 00000 05/07/09 03/07/11 464.65 L .00

TOTAL-LONG 464.65 .00

TAX CODE	OR-OFF SERIAL	SEQ LOT#	ACQUIRED	TRADE	DATES	UNITS	PROCEEDS	TAX COST	FEDERAL G/L	STATE G/L
ASSET G5876H105 (CONT'D)						98.000	1,542.52	1,077.87	464.65	.00
TOTAL-LONG										
ASSET G6852T105 PARTNERRE LTD						5.000	376.19	376.12	.07	.00
830 660 41159-00005 00000 03/24/11 03/25/11						5.000	376.19	376.12	.07	.00
TOTAL-SHORT										
ASSET G81477104 SINA CORPORATION						15.000	1,386.50	1,381.95	4.55	.00
830 640 41235-00001 00000 02/07/11 06/09/11						15.000	1,386.50	1,381.95	4.55	.00
TOTAL-SHORT										
ASSET G94368100 WARNER CHILCOTT PLC CL A						39.000	795.29	1,021.83	226.54-S	.00
830 640 41020-00001 00000 02/03/10 11/10/10						39.000	795.29	1,021.83	226.54-S	.00
TOTAL-SHORT										
ASSET G98290102 XL GROUP PLC						28.000	642.30	391.56	250.74 L	.00
830 660 41159-00007 00000 07/27/09 03/25/11						28.000	642.30	391.56	250.74	.00
TOTAL-LONG										
ASSET H27013103 WEATHERFORD INTL LTD						50.000	1,189.12	702.64	486.48 S	.00
830 660 41130-00001 00000 05/28/10 02/24/11						50.000	1,189.12	702.64	486.48 S	.00
830 660 41136-00001 00000 05/28/10 03/02/11						15.000	299.99	210.79	89.20 S	.00
830 660 41136-00001 00000 03/02/10 03/02/11						85.000	1,699.97	1,415.77	284.20 S	.00
TOTAL-SHORT										
ASSET H5833N103 NOBLE CORPORATION						150.000	3,189.08	2,329.20	859.88	.00
830 640 41266-00001 00000 03/07/11 07/12/11						150.000	3,189.08	2,329.20	859.88	.00
TOTAL-SHORT										
ASSET H5833N103 NOBLE CORPORATION						32.000	1,167.80	1,432.76	264.96-S	.00
830 640 41266-00001 00000 03/07/11 07/12/11						32.000	1,167.80	1,432.76	264.96-S	.00
TOTAL-SHORT										

TAX CODE	OR-OFF SERIAL	SEQ LOT#	ACQUIRED	TRADE	DATES	UNITS	PROCEEDS	TAX COST	FEDERAL G/L	STATE G/L
ASSET M22465104 CHECK POINT SOFTWARE TECH										
SEDOL 2181334										
ISIN IL0010824113										
830	660	41159-00008	00000	08/26/10	03/25/11	9.000	442.88	314.85	128.03 S	.00
830	660	41308-00002	00000	08/26/10	08/23/11	15.000	760.24	524.75	235.49 S	.00
TOTAL-SHORT						24.000	1,203.12	839.60	363.52	.00
ASSET N07059186 ASML HOLDING NV F										
ISIN USN070591862										
830	640	41238-00001	00000	08/20/10	06/14/11	36.000	1,358.73	1,011.31	347.42 S	.00
830	640	41271-00001	00000	08/20/10	07/15/11	1.000	34.15	28.09	6.06 S	.00
830	640	41271-00001	00000	07/19/10	07/15/11	33.000	1,127.00	1,022.51	104.49 S	.00
TOTAL-SHORT						70.000	2,519.88	2,061.91	457.97	.00
ASSET N22717107 CORE LABORATORIES N V										
830	640	41009-00001	00000	09/20/10	11/02/10	13.000	1,006.75	1,134.00	127.25-S	.00
830	690	41159-00001	00000	02/11/09	03/25/11	12.000	1,198.17	383.99	814.18 L	.00
TOTAL-SHORT						25.000	2,204.92	1,517.99	127.25-	.00
TOTAL-LONG									814.18	.00
ASSET V7780T103 ROYAL CARRIBEAN CRUISES LTD										
SEDOL 2754907 ISIN LR0008862868										
830	660	41159-00009	00000	03/17/11	03/25/11	9.000	375.02	378.00	2.98-S	.00
830	660	41290-00001	00000	03/17/11	08/03/11	31.000	869.79	1,302.00	432.21-S	.00
TOTAL-SHORT						40.000	1,244.81	1,680.00	435.19-	.00
ASSET 000361105 AAR CORP										
830	690	41159-00003	00000	11/12/07	03/25/11	15.000	411.74	459.07	47.33-L	.00
830	690	41159-00003	00000	03/21/07	03/25/11	3.000	82.35	92.17	9.82-L	.00

TAX CODE	OR-OFF	SERIAL	SEQ LOT#	ACQUIRED	TRADE	UNITS	PROCEEDS	TAX COST	FEDERAL G/L	STATE G/L
ASSET 000361105						18.000	494.09	551.24	57.15-	.00
TOTAL-LONG										
ASSET 000375204 ABB LTD						59.000	1,158.98	1,209.73	50.75-S	.00
830	640	41033-00002	00000	01/11/10	11/23/10	91.000	1,998.04	1,865.86	132.18 S	.00
830	640	41082-00001	00000	01/11/10	01/07/11	150.000	3,157.02	3,075.59	81.43	.00
TOTAL-SHORT										
ASSET 002535300 AARON'S INC						22.000	534.14	369.63	164.51 L	.00
CLASS A						22.000	534.14	369.63	164.51	.00
TOTAL-LONG										
ASSET 002896207 ABERCROMBIE & FITCH CO						22.000	1,584.39	917.36	667.03 L	.00
CL A						22.000	1,584.39	917.36	667.03	.00
TOTAL-LONG										
ASSET 00724F101 ADOBE SYSTEMS INC						74.000	2,309.45	2,071.99	237.46 S	.00
830	660	41157-00001	00000	10/28/10	03/23/11	74.000	2,309.45	2,071.99	237.46	.00
TOTAL-SHORT										
ASSET 00817Y108 AETNA INC NEW						30.000	1,116.78	769.85	346.93 L	.00
830	660	41132-00001	00000	07/20/09	02/28/11	2.000	74.45	52.38	22.07 L	.00
830	660	41132-00001	00000	07/15/09	02/28/11	11.000	404.79	288.09	116.70 L	.00
830	660	41159-00011	00000	07/15/09	03/25/11	43.000	1,596.02	1,110.32	485.70	.00
TOTAL-LONG										
ASSET 012653101 ALBEMARLE CORP						26.000	1,740.15	1,784.24	44.09-S	.00
830	672	41199-00001	00000	04/26/11	05/04/11	24.000	1,687.53	1,376.13	311.40 S	.00
830	660	41262-00001	00000	03/25/11	07/06/11					

TAX CODE	OR-OFF SERIAL	SEQ LOT#	ACQUIRED	TRADE	DATES	UNITS	PROCEEDS	TAX COST	FEDERAL G/L	STATE G/L
ASSET 012653101 (CONT'D)										
TOTAL-SHORT										
ASSET 013078100	ALBERTO-CULVER CO - W/I					50.000	3,427.68	3,160.37	267.31	.00
	MERGED 05/10/11 @ \$37.50 P/S									
830	660	41001-00001	00000	07/26/10	10/25/10	47.000	1,756.36	1,421.75	334.61 S	.00
TOTAL-SHORT										
830	660	41159-00013	00000	03/19/09	03/25/11	47.000	1,756.36	1,421.75	334.61	.00
TOTAL-LONG										
ASSET 015271109	ALEXANDRIA REAL ESTATE EQUITIES INC					7.000	529.88	264.67	265.21 L	.00
830	660	41159-00013	00000	03/19/09	03/25/11	7.000	529.88	264.67	265.21	.00
TOTAL-LONG										
ASSET 016255101	ALIGN TECHNOLOGY INC					62.000	1,048.96	1,044.25	4.71 S	.00
830	640	41005-00001	00000	05/19/10	10/27/10	62.000	1,048.96	1,044.25	4.71	.00
TOTAL-SHORT										
ASSET 01988P108	ALLSCRIPTS HEALTHCARE SOLUTIONS INC					60.000	1,136.23	730.52	405.71 L	.00
830	672	41016-00001	00000	08/07/06	11/08/10	22.000	471.23	267.86	203.37 L	.00
830	672	41159-00003	00000	08/07/06	03/25/11	82.000	1,607.46	998.38	609.08	.00
TOTAL-LONG										
ASSET 02076X102	ALPHA NATURAL RESOURCES INC					10.000	604.48	443.51	160.97 S	.00
830	660	41159-00014	00000	10/19/10	03/25/11	37.000	1,893.45	1,640.98	252.47 S	.00
830	660	41206-00001	00000	10/19/10	05/11/11	47.000	2,497.93	2,084.49	413.44	.00
TOTAL-SHORT										
ASSET 02209S103	ALTRIA GROUP INC					7.000	172.48	114.13	58.35 L	.00
830	636	40991-00001	00000	03/02/06	10/13/10	26.000	670.05	423.93	246.12 L	.00
830	636	41019-00001	00000	03/02/06	11/09/10	53.000	1,365.87	1,198.57	167.30 L	.00
830	636	41019-00001	00000	05/22/08	11/09/10					

TAX CODE	OR-OFF SERIAL	SEQ LOT#	DATES	ACQUIRED	TRADE	UNITS	PROCEEDS	TAX COST	FEDERAL G/L	STATE G/L
	ASSET 02209S103	(CONT'D)								
	TOTAL-LONG					86.000	2,208.40	1,736.63	471.77	.00
	AMAZON COM INC									
830	023135106	0000	03/11/08	05/26/11		7.000	1,346.68	459.59	887.09 L	.00
830	41222-0002	0000	05/29/07	08/11/11		6.000	1,178.56	413.47	765.09 L	.00
	TOTAL-LONG					13.000	2,525.24	873.06	1,652.18	.00
	AMEDISYS INC									
830	023436108	0000	12/31/10	03/25/11		4.000	134.12	135.89	1.77-S	.00
830	41159-0005	0000	08/23/07	03/25/11		8.000	268.23	296.09	27.86-L	.00
	TOTAL-SHORT					12.000	402.35	431.98	1.77-	.00
	TOTAL-LONG					145.000	1,678.43	1,118.33	560.10	.00
	AMERICAN AXLE & MFG HOLDINGS									
830	024061103	0000	12/08/09	03/25/11		45.000	590.83	347.07	243.76 L	.00
830	41159-0004	0000	12/08/09	06/22/11		100.000	1,087.60	771.26	316.34 L	.00
	TOTAL-LONG					145.000	1,678.43	1,118.33	560.10	.00
	AMERICAN MEDICAL SYS HLDGS									
830	02744M108	0000	06/17/11	@ \$30.00 P/S		15.000	271.77	210.31	61.46 L	.00
830	40959-0001	0000	11/08/07	09/13/10		110.000	1,992.95	1,637.23	355.72 L	.00
	TOTAL-LONG					125.000	2,264.72	1,847.54	417.18	.00
	AMERICIGROUP CORPORATION									
830	03073T102	0000	10/19/04	03/25/11		16.000	965.74	430.75	534.99 L	.00
	TOTAL-LONG					16.000	965.74	430.75	534.99	.00
	AMPHENOL CORP NEW									
830	032095101	0000	06/11/08	09/13/10		16.000	744.47	757.05	12.58-L	.00
830	40959-0001	0000	06/11/08	02/04/11		22.000	1,257.18	1,040.95	216.23 L	.00
830	41159-00015	0000	01/07/08	03/25/11		7.000	379.04	295.86	83.18 L	.00

TAX CODE	OR-OFF SERIAL	SEQ LOT#	ACQUIRED	TRADE	UNITS	PROCEEDS	TAX COST	FEDERAL G/L	STATE G/L
	ASSET 032095101	(CONT'D)			45.000	2,380.69	2,093.86	286.83	.00
	TOTAL-LONG								
830	ASSET 032511107	ANADARKO PETROLEUM CORP		10/13/10	4.000	234.12	203.22	30.90	.00
	636	40991-00002	00000	03/02/06	4.000	234.12	203.22	30.90	.00
	TOTAL-LONG								
830	ASSET 03485P201	ANGLO AMERICAN PLC		03/08/11	85.000	2,208.97	1,269.93	939.04	.00
	640	41140-00001	00000	07/15/09	85.000	2,208.97	1,269.93	939.04	.00
	TOTAL-LONG								
830	ASSET 035710409	ANNALY CAPITAL MGMT INC		10/21/10	79.000	1,440.95	1,385.31	55.64	.00
	660	40999-00002	00000	08/24/10	79.000	1,440.95	1,385.31	55.64	.00
	TOTAL-SHORT								
830	ASSET 03662Q105	ANSYS INC		10/05/10	32.000	1,362.17	1,377.01	14.84	.00
	640	40981-00001	00000	05/09/08	15.000	817.63	353.28	464.35	.00
	672	41159-00005	00000	06/06/06	23.000	1,121.74	541.69	580.05	.00
	672	41290-00001	00000	06/06/06	70.000	3,301.54	2,271.98	1,029.56	.00
	TOTAL-LONG								
830	ASSET 037833100	APPLE INC		07/29/11	2.000	782.84	51.92	730.92	.00
	640	41285-00001	00000	10/28/04	2.000	726.78	51.92	674.86	.00
	640	41306-00001	00000	10/28/04	4.000	1,509.62	103.84	1,405.78	.00
	TOTAL-LONG								
830	ASSET 04269Q100	ARRIS GROUP INC		03/25/11	54.000	658.78	553.90	104.88	.00
	690	41159-00007	00000	12/11/07	54.000	658.78	553.90	104.88	.00
	TOTAL-LONG								
830	ASSET 043353101	ARVINMERITOR INCORPORATED		03/25/11	44.000	852.70	491.63	361.07	.00
	672	41159-00006	00000	02/25/10					

NAME CHG 03/29/2011
 SEE 59001K100

GAIN/LOSS FEDERAL REPORT INTERNAL USE ONLY
 ACCOUNT 5754008 J E LINSOMB JR TUW CHAR
 FROM: 09/01/10 TO: 08/31/11

GAIN / LOSS INFORMATION

TAX CODE	OR-OFF SERIAL	SEQ LOT#	ACQUIRED	TRADE	DATES	UNITS	PROCEEDS	TAX COST	FEDERAL G/L	STATE G/L
	ASSET 043353101					44.000	852.70	491.63	361.07	.00
	TOTAL-LONG									
830	ASSET 046265104	ASTORIA FINL CORP				38.000	534.26	264.41	269.85	.00
	690 41159-00008	00000 03/04/09	03/25/11			38.000	534.26	264.41	269.85	.00
	TOTAL-LONG									
830	ASSET 046353108	ASTRAZENECA PLC				6.000	313.92	254.38	59.54	.00
	636 40964-00001	SPONS ADR	00000 05/06/10	09/16/10		6.000	313.92	254.38	59.54	.00
	TOTAL-SHORT									
830	ASSET 04743P108	ATHEROS COMMUNICATIONS				40.000	1,396.37	1,054.50	341.87	.00
	640 41057-00001	MERGED 05/24/11 @ \$45.00 P/S	00000 08/26/10	12/20/10		40.000	1,396.37	1,054.50	341.87	.00
	TOTAL-SHORT									
830	ASSET 049164205	ATLAS AIR WORLDWIDE HLDGS INC				9.000	614.23	485.99	128.24	.00
	672 41159-00008	COM NEW	00000 09/21/10	03/25/11		9.000	614.23	485.99	128.24	.00
	TOTAL-SHORT									
830	ASSET 050095108	ATWOOD OCEANICS INC				27.000	712.86	1,062.31	349.45	.00
	640 40957-00002	00000 10/23/09	09/09/10			27.000	712.86	1,062.31	349.45	.00
	TOTAL-SHORT									
830	ASSET 052769106	AUTODESK INC				34.000	1,315.75	1,302.17	13.58	.00
	640 41259-00001	00000 12/15/10	07/05/11			1.000	38.70	39.85	1.15	.00
	640 41259-00001	00000 01/28/11	07/05/11			35.000	1,354.45	1,342.02	12.43	.00
	TOTAL-SHORT									
830	ASSET 053484101	AVALONBAY COMMUNITIES INC				4.000	467.99	479.81	11.82	.00
	660 41159-00016	REIT	00000 03/01/11	03/25/11		4.000	467.99	479.81	11.82	.00

TAX CODE	OR-OFF SERIAL	SEQ LOT#	ACQUIRED	TRADE	UNITS	PROCEEDS	TAX COST	FEDERAL G/L	STATE G/L
	ASSET 053484101	(CONT'D)			4,000	467.99	479.81	11.82-	.00
	TOTAL-SHORT								
ASSET 054303102	AVON PRODUCTS INC								
830	640	41020-00002	00000	12/23/08	7,000	199.61	160.40	39.21 L	.00
830	640	41020-00002	00000	08/03/10	25,000	712.89	788.48	75.59-S	.00
830	640	41020-00002	00000	01/20/10	8,000	228.12	257.57	29.45-S	.00
830	640	41063-00001	00000	01/20/10	41,000	1,191.50	1,320.07	128.57-S	.00
	TOTAL-SHORT								
	TOTAL-LONG								
ASSET 055921100	BMC SOFTWARE INC								
830	660	41159-00017	00000	04/29/10	11,000	545.36	440.26	105.10 S	.00
830	660	41210-00001	00000	04/29/10	17,000	909.18	680.41	228.77 L	.00
	TOTAL-SHORT								
	TOTAL-LONG								
ASSET 05615F102	BABCOK & WILCOX CO								
830	640	41151-00002	00000	01/20/10	22,000	661.88	505.92	155.96 L	.00
	TOTAL-LONG								
ASSET 05874B107	BALLY TECHNOLOGIES INC								
830	672	41159-00009	00000	10/20/08	5,000	178.09	111.63	66.46 L	.00
830	672	41159-00009	00000	06/26/08	11,000	391.81	392.65	.84-L	.00
	TOTAL-LONG								
ASSET 060505104	BANK OF AMERICA CORP								
830	610	40998-00002	00000	11/25/09	17,000	199.89	272.68	72.79-S	.00
830	610	40998-00002	00000	12/23/03	47,000	552.63	1,859.32	1,306.69-L	.00
830	610	40998-00002	00000	10/19/06	18,000	211.65	952.79	741.14-L	.00
	TOTAL-SHORT								
	TOTAL-LONG								
ASSET 067383109	BARD C R INC								
830	660	41089-00002	00000	08/06/09	13,000	1,196.65	963.54	233.11 L	.00
830	660	41131-00002	00000	08/06/09	3,000	289.91	222.36	67.55 L	.00
830	660	41131-00002	00000	12/22/09	12,000	1,159.63	952.36	207.27 L	.00
	TOTAL-SHORT								
	TOTAL-LONG								

TAX CODE	OR-OFF SERIAL	SEQ LOT#	DATES ACQUIRED	TRADE	UNITS	PROCEEDS	TAX COST	FEDERAL G/L	STATE G/L
ASSET 068278100 BARON ASSET FUND									
FD #585									
831	000	40971-00001	00000 03/13/07	09/27/10	102.187	5,000.00	6,131.22	1,131.22-L	.00
831	000	41062-00001	00000 03/13/07	12/27/10	89.847	5,000.00	5,390.82	390.82-L	.00
831	000	41154-00001	00000 03/13/07	03/24/11	173.100	10,000.00	10,386.00	386.00-L	.00
TOTAL-LONG					365.134	20,000.00	21,908.04	1,908.04-	.00
ASSET 073302101 BE AEROSPACE INC									
830	660	41009-00002	00000 08/26/09	11/02/10	32.000	1,171.07	564.56	606.51 L	.00
830	660	41159-00018	00000 08/26/09	03/25/11	9.000	312.02	158.78	153.24 L	.00
TOTAL-LONG					41.000	1,483.09	723.34	759.75	.00
ASSET 084423102 WR BERKLEY CORP									
830	660	41009-00003	00000 07/23/09	11/02/10	23.000	632.60	557.41	75.19 L	.00
830	660	41009-00003	00000 10/28/09	11/02/10	15.000	412.57	375.13	37.44 L	.00
830	660	41159-00019	00000 10/28/09	03/25/11	23.000	699.87	575.21	124.66 L	.00
TOTAL-LONG					61.000	1,745.04	1,507.75	237.29	.00
ASSET 09061G101 BIOMARIN PHARMACEUTICAL INC									
830	672	41159-00010	00000 12/08/08	03/25/11	5.000	119.65	85.99	33.66 L	.00
830	672	41159-00010	00000 11/14/08	03/25/11	15.000	358.94	264.82	94.12 L	.00
TOTAL-LONG					20.000	478.59	350.81	127.78	.00
ASSET 09062X103 BIOGEN IDEC INC									
830	660	41030-00002	00000 04/01/09	11/22/10	16.000	1,036.52	814.64	221.88 L	.00
830	660	41129-00001	00000 04/01/09	02/23/11	2.000	133.96	101.83	32.13 L	.00
830	660	41129-00001	00000 05/12/10	02/23/11	18.000	1,205.59	932.16	273.43 S	.00
830	660	41159-00020	00000 05/12/10	03/25/11	2.000	142.86	103.57	39.29 S	.00
830	660	41159-00020	00000 01/26/10	03/25/11	5.000	357.14	263.68	93.46 L	.00
830	660	41159-00021	00000 01/26/10	03/25/11	11.000	786.50	580.09	206.41 L	.00
830	660	41187-00001	00000 01/26/10	04/21/11	2.000	208.57	105.47	103.10 L	.00
830	660	41187-00001	00000 03/17/10	04/21/11	17.000	1,772.81	1,012.26	760.55 L	.00

REPORT: TMS-TX-23
 BANK 21 PNC BANK (21)
 REGION 80 KENTUCKY
 OFFICE 001 C & E

ACCOUNT 5754008 J E LIPSCOMB JR TUW CHAR
 FROM: 09/01/10 TO: 08/31/11

GAIN/LOSS FEDERAL REPORT INTERNAL USE ONLY

PAGE: 11
 RUN DATE: 01/10/12

TAX CODE	OR-OFF SERIAL	SEQ LOT#	ACQUIRED	TRADE	UNITS	PROCEEDS	TAX COST	FEDERAL G/L	STATE G/L
	ASSET 09062X103	(CONT'D)			73.000	5,643.95	3,913.70	312.72	.00
	TOTAL-SHORT							1,417.53	.00
	TOTAL-LONG								.00
830	ASSET 09180C106	BJ'S RESTAURANTS, INC			26.000	969.52	277.76	691.76 L	.00
	672	41159-00011	00000	03/06/09	03/25/11				
	TOTAL-LONG				26.000	969.52	277.76	691.76	.00
830	ASSET 091935502	BLACKBOARD INC.			12.000	445.43	489.98	44.55-S	.00
		MERGED 10/05/11 @ 45.00 P/S							
	690	41159-00009	00000	01/11/11	03/25/11				
	TOTAL-SHORT				12.000	445.43	489.98	44.55-	.00
	TOTAL-LONG								.00
830	ASSET 101121101	BOSTON PPTYS INC			10.000	898.73	448.72	450.01 L	.00
		REIT							
	660	41002-00002	00000	05/15/09	10/26/10				
	660	41002-00002	00000	04/17/09	10/26/10				
	660	41132-00002	00000	04/17/09	02/28/11				
	TOTAL-SHORT				38.000	3,545.02	1,791.28	1,753.74	.00
	TOTAL-LONG								.00
830	ASSET 101137107	BOSTON SCIENTIFIC CORP			88.000	620.38	609.98	10.40 S	.00
	660	41159-00022	00000	02/09/11	03/25/11				
	TOTAL-SHORT				88.000	620.38	609.98	10.40	.00
	TOTAL-LONG								.00
830	ASSET 109178103	BRIGHAM EXPL CO			20.000	680.13	268.53	411.60 L	.00
		MERGED 12/08/11 @ \$36.50 P/S							
	672	41157-00001	00000	02/01/10	03/23/11				
	672	41157-00001	00000	01/29/10	03/23/11				
	672	41159-00012	00000	01/29/10	03/25/11				
	TOTAL-SHORT				52.000	1,779.64	714.39	1,065.25	.00
	TOTAL-LONG								.00
830	ASSET 109641100	BRINKER INTERNATIONAL INC			58.000	1,155.65	1,360.68	205.03-L	.00
	690	41034-00001	00000	06/18/04	11/24/10				

TAX CODE	OR-OFF	SERIAL	SEQ	LOT#	ACQUIRED	TRADE	UNITS	PROCEEDS	TAX COST	FEDERAL G/L	STATE G/L
							58,000	1,155.65	1,360.68	205.03	.00
TOTAL-LONG											
ASSET	110394103	BRISTOW GROUP INC					16,000	764.30	516.06	248.24	.00
830	690	41159-00010	00000	08/11/10	03/25/11		16,000	764.30	516.06	248.24	.00
TOTAL-SHORT											
ASSET	11621306	BROCADE COMMUNICATIONS SYS					63,000	389.96	380.67	9.29	.00
830	660	41159-00023	00000	03/23/11	03/25/11		230,000	787.60	1,389.75	602.15	.00
830	660	41308-00003	00000	03/23/11	08/23/11		293,000	1,177.56	1,770.42	592.86	.00
TOTAL-SHORT											
ASSET	116794108	BRUKER CORP					72,000	1,225.66	907.55	318.11	.00
830	640	41083-00003	00000	06/10/10	01/10/11		29,000	579.11	372.05	207.06	.00
830	672	41159-00013	00000	07/29/10	03/25/11		11,000	142.79	138.65	4.14	.00
830	640	41306-00002	00000	06/10/10	08/19/11		69,000	895.69	883.97	11.72	.00
830	640	41306-00002	00000	07/29/10	08/19/11		181,000	2,843.25	2,302.22	525.17	.00
TOTAL-SHORT											
TOTAL-LONG											
ASSET	118759109	BUCYRUS INTL INC					21,000	1,386.13	1,048.72	337.41	.00
830	640	41005-00002	00000	05/21/10	10/27/10	MERGED 07/11/2011 @ \$92.00 P/S	6,000	536.81	84.86	451.95	.00
830	690	41065-00002	00000	03/28/05	12/28/10		10,000	911.58	141.42	770.16	.00
830	690	41159-00011	00000	03/28/05	03/25/11		6,000	546.95	90.14	456.81	.00
830	690	41159-00011	00000	09/22/05	03/25/11		54,000	4,968.00	811.26	4,156.74	.00
830	690	41263-00001	00000	09/22/05	07/12/11		97,000	8,349.47	2,176.40	337.41	.00
TOTAL-SHORT											
TOTAL-LONG											
ASSET	124857202	CBS CORP CLASS B WI					34,000	467.15	433.74	33.41	.00
830	660	40944-00001	00000	09/16/09	08/27/10		49,000	673.25	632.10	41.15	.00
830	660	40944-00001	00000	02/11/10	08/27/10		13,000	324.37	167.70	156.67	.00
830	660	41158-00002	00000	02/11/10	03/24/11		73,000	1,821.45	956.91	864.54	.00
830	660	41158-00002	00000	11/10/09	03/24/11		17,000	424.17	250.90	173.27	.00
830	660	41158-00002	00000	03/16/10	03/24/11		20,000	494.39	295.18	199.21	.00
830	660	41159-00024	00000	03/16/10	03/25/11		23,000	616.89	339.45	277.44	.00
830	660	41248-00002	00000	03/16/10	06/22/11						

TAX CODE	OR-OFF	SERIAL	SEQ LOT#	ACQUIRED	TRADE	DATES	UNITS	PROCEEDS	TAX COST	FEDERAL G/L	STATE G/L
830	660	41248-00002	00000	12/07/10	06/22/11		49.000	1,314.23	879.54	434.69 S	.00
				TOTAL-SHORT			278.000	6,135.90	3,955.52	509.25	.00
				TOTAL-LONG						1,671.13	.00
ASSET 1252269100 CF INDUSTRIES HOLDINGS INC											
830	660	40960-00001	00000	06/25/10	09/14/10		15.000	1,471.29	989.54	481.75 S	.00
830	660	40998-00002	00000	06/25/10	10/20/10		6.000	695.62	395.82	299.80 S	.00
830	660	40998-00002	00000	08/13/10	10/20/10		3.000	347.81	253.34	94.47 S	.00
830	660	41009-00004	00000	08/13/10	11/02/10		11.000	1,342.52	928.91	413.61 S	.00
				TOTAL-SHORT			35.000	3,857.24	2,567.61	1,289.63	.00
ASSET 125581801 CIT GROUP INC											
830	660	41159-00025	00000	02/14/11	03/25/11		8.000	337.19	381.27	44.08-S	.00
				TOTAL-SHORT			8.000	337.19	381.27	44.08-	.00
ASSET 12572Q105 CME GROUP INC											
A DERIVATIVES EXCHANGE											
830	640	41234-00001	00000	11/13/08	06/08/11		5.000	1,315.88	1,096.36	219.52 L	.00
				TOTAL-LONG			5.000	1,315.88	1,096.36	219.52	.00
ASSET 125896100 CMS ENERGY CORP											
830	660	41159-00026	00000	08/18/09	03/25/11		35.000	668.48	456.83	211.65 L	.00
				TOTAL-LONG			35.000	668.48	456.83	211.65	.00
ASSET 126132109 CNOOC LTD											
SPON ADR											
830	640	41231-00001	00000	08/30/10	06/07/11		1.000	241.45	170.71	70.74 S	.00
830	640	41234-00002	00000	08/30/10	06/08/11		5.000	1,205.69	853.54	352.15 S	.00
830	640	41234-00002	00000	10/04/10	06/08/11		1.000	241.14	203.20	37.94 S	.00
830	640	41259-00002	00000	10/04/10	07/05/11		5.000	1,180.42	1,016.00	164.42 S	.00
830	640	41259-00002	00000	11/09/10	07/05/11		5.000	1,180.41	1,144.66	35.75 S	.00
				TOTAL-SHORT			17.000	4,049.11	3,388.11	661.00	.00
ASSET 12709P103 CABOT MICROELECTRONICS CORP											
830	690	41159-00012	00000	03/11/11	03/25/11		12.000	605.14	568.55	36.59 S	.00

TAX CODE	OR-OFF SERIAL	SEQ LOT#	DATES	ACQUIRED	TRADE	UNITS	PROCEEDS	TAX COST	FEDERAL G/L	STATE G/L
	ASSET 12709P103	(CONT'D)								
			TOTAL-SHORT			12.000	605.14	568.55	36.59	.00
	ASSET 127097103	CABOT OIL & GAS CORP COM								
830	690	41159-00013	00000	08/25/04	03/25/11	18.000	928.24	236.43	691.81	.00
			TOTAL-LONG			18.000	928.24	236.43	691.81	.00
	ASSET 133131102	CAMDEN PROPERTY REIT								
830	660	41159-00027	00000	03/01/11	03/25/11	7.000	388.49	408.57	20.08	.00
			TOTAL-SHORT			7.000	388.49	408.57	20.08	.00
	ASSET 13342B105	CAMERON INTL CORP								
830	660	41153-00001	00000	11/12/10	03/21/11	19.000	1,152.87	834.38	318.49	.00
830	660	41159-00028	00000	11/12/10	03/25/11	6.000	355.73	263.49	92.24	.00
830	660	41159-00028	00000	10/26/10	03/25/11	7.000	415.02	311.17	103.85	.00
830	660	41199-00001	00000	10/26/10	05/04/11	15.000	734.87	666.80	68.07	.00
			TOTAL-SHORT			47.000	2,658.49	2,075.84	582.65	.00
	ASSET 138098108	CANTEL MEDICAL CORP								
830	690	41159-00014	00000	06/10/10	03/25/11	1.000	25.05	16.64	8.41	.00
830	690	41159-00014	00000	06/11/10	03/25/11	9.000	225.44	152.16	73.28	.00
			TOTAL-SHORT			10.000	250.49	168.80	81.69	.00
	ASSET 143130102	CARMAX INC								
830	640	41103-00002	00000	06/28/10	01/28/11	49.000	1,606.15	1,043.75	562.40	.00
			TOTAL-SHORT			49.000	1,606.15	1,043.75	562.40	.00
	ASSET 14754D100	CASH AMERICA INTERNATIONAL INC								
830	672	41159-00014	00000	12/17/04	03/25/11	10.000	451.59	278.00	173.59	.00
830	672	41159-00014	00000	10/10/08	03/25/11	10.000	451.59	314.00	137.59	.00
830	690	41159-00015	00000	01/07/09	03/25/11	1.000	45.19	26.70	18.49	.00
830	690	41159-00015	00000	01/26/07	03/25/11	11.000	497.07	440.14	56.93	.00

REPORT: TMS-TX-23
 BANK 21 PNC BANK (21)
 REGION 80 KENTUCKY
 OFFICE 001 C & E

GAIN/LOSS FEDERAL REPORT INTERNAL USE ONLY

ACCOUNT 5754008 J E LIPSCOMB JR TUV CHAR
 FROM: 09/01/10 TO: 08/31/11

PAGE: 15
 RUN DATE: 01/10/12

TAX CODE	OR-OFF SERIAL	SEQ LOT#	ACQUIRED	TRADE	DATES	UNITS	PROCEEDS	TAX COST	FEDERAL G/L	STATE G/L
ASSET 14754D100 (CONT'D)										
TOTAL-LONG						32.000	1,445.44	1,058.84	386.60	.00
ASSET 14888103 CATALYST HEALTH SOLUTIONS INC										
830	672	41159-00015	00000	11/22/10	03/25/11	7.000	380.02	306.22	73.80 S	.00
TOTAL-SHORT						7.000	380.02	306.22	73.80	.00
ASSET 150870103 CELANESE CORP-SERIES A										
830	660	41009-00005	00000	04/28/10	11/02/10	20.000	731.33	657.32	74.01 S	.00
830	660	41102-00002	00000	04/28/10	01/27/11	43.000	1,768.31	1,413.23	355.08 S	.00
TOTAL-SHORT						63.000	2,499.64	2,070.55	429.09	.00
ASSET 15135B101 CENTENE CORP										
830	672	41159-00016	00000	08/26/10	03/25/11	25.000	783.73	524.93	258.80 S	.00
TOTAL-SHORT						25.000	783.73	524.93	258.80	.00
ASSET 156700106 CENTURLINK INC										
830	660	41159-00029	00000	08/12/10	03/25/11	17.000	695.11	614.55	80.56 S	.00
830	660	41276-00001	00000	08/12/10	07/20/11	7.000	265.83	253.05	12.78 S	.00
830	660	41276-00001	00000	10/03/07	07/20/11	35.100	1,332.95	1,434.86	101.91-L	.00
830	660	41276-00001	00000	01/23/07	07/20/11	15.900	603.82	653.89	50.07-L	.00
TOTAL-SHORT						75.000	2,897.71	2,956.35	93.34	.00
TOTAL-LONG									151.98-	.00
ASSET 162825103 CHECKPOINT SYSTEMS INC										
830	690	41159-00016	00000	07/27/04	03/25/11	3.000	66.63	51.76	14.87 L	.00
830	690	41159-00016	00000	11/16/04	03/25/11	21.000	466.39	384.89	81.50 L	.00
TOTAL-LONG						24.000	533.02	436.65	96.37	.00
ASSET 168615102 CHICOS FAS INC										
830	672	41056-00001	00000	08/18/10	12/17/10	70.000	843.49	639.74	203.75 S	.00
830	672	41159-00017	00000	08/18/10	03/25/11	15.000	211.65	137.09	74.56 S	.00
830	672	41159-00017	00000	02/24/10	03/25/11	18.000	253.97	243.02	10.95 L	.00

TAX CODE	OR-OFF ASSET	SERIAL	SEQ LOT#	DATES ACQUIRED	TRADE	UNITS	PROCEEDS	TAX COST	FEDERAL G/L	STATE G/L
				TOTAL-SHORT		103.000	1,309.11	1,019.85	278.31	.00
				TOTAL-LONG					10.95	.00
ASSET 169905106 CHOICE HOTELS INTL INC										
830	672	41054-0001	00000	08/28/09	12/15/10	15.000	569.17	453.74	115.43	.00
830	672	41054-0001	00000	04/13/10	12/15/10	5.000	189.72	185.85	3.87	.00
830	672	41065-0001	00000	04/13/10	12/28/10	15.000	584.67	557.56	27.11	.00
				TOTAL-SHORT		35.000	1,343.56	1,197.15	30.98	.00
				TOTAL-LONG					115.43	.00
ASSET 17275R102 CISCO SYSTEMS INC										
830	640	41027-0001	00000	12/12/06	11/18/10	12.000	234.60	325.94	91.34	.00
830	640	41027-0001	00000	01/16/07	11/18/10	44.000	860.19	1,245.20	385.01	.00
830	640	41215-0001	00000	01/16/07	05/20/11	59.000	975.81	1,669.70	693.89	.00
830	610	41217-0004	00000	07/11/07	05/24/11	19.000	309.13	538.65	229.52	.00
830	610	41217-0004	00000	10/30/07	05/24/11	30.000	488.09	975.18	487.09	.00
				TOTAL-LONG		164.000	2,867.82	4,754.67	1,886.85	.00
ASSET 172755100 CIRRUS LOGIC INC										
830	640	41185-0001	00000	08/23/10	04/19/11	61.000	929.39	1,052.10	122.71	.00
				TOTAL-SHORT		61.000	929.39	1,052.10	122.71	.00
ASSET 172967424 CITIGROUP INC										
833	636	41216-0001	00000	01/10/08	05/26/11	.900	36.32	246.57	210.25	.00
				TOTAL-LONG		.900	36.32	246.57	210.25	.00
ASSET 18538Q105 CLEARWIRE CORP CLASS A										
830	660	41159-00030	00000	01/06/10	03/25/11	41.000	224.26	305.26	81.00	.00
830	660	41284-0001	00000	01/06/10	07/28/11	147.000	301.83	1,094.48	792.65	.00
				TOTAL-LONG		188.000	526.09	1,399.74	873.65	.00
ASSET 18683K101 CLIFFS NATURAL RESOURCES INC										
830	660	41145-0001	00000	06/03/10	03/11/11	14.000	1,226.04	753.38	472.66	.00
830	660	41153-0002	00000	06/03/10	03/21/11	10.000	908.47	538.14	370.33	.00
830	660	41159-00031	00000	06/03/10	03/25/11	1.000	95.55	53.81	41.74	.00

REPORT: TMS-TX-23
 BANK 21 PNC BANK (21)
 REGION 80 KENTUCKY
 OFFICE 001 C & E

GAIN/LOSS FEDERAL REPORT INTERNAL USE ONLY
 ACCOUNT 5754008 J E LIPSCOMB JR TUW CHAR
 FROM: 09/01/10 TO: 08/31/11

PAGE: 17
 RUN DATE: 01/10/12

G A I N / L O S S I N F O R M A T I O N

TAX CODE	OR-OFF	SERIAL	SEQ	LOT#	ACQUIRED	TRADE	UNITS	PROCEEDS	TAX COST	FEDERAL G/L	STATE G/L
830	660	41159-00031	00000	02/07/11	03/25/11		3.000	286.64	272.60	14.04	.00
830	660	41210-00003	00000	02/07/11	05/17/11		15.000	1,278.75	1,363.02	84.27	.00
							43.000	3,795.45	2,980.95	814.50	.00
							TOTAL-SHORT				
ASSET	18911Q102	CLOUD PEAK ENERGY INC					23.000	503.23	416.20	87.03	.00
830	672	41159-00018	00000	08/09/10	03/25/11		23.000	503.23	416.20	87.03	.00
							TOTAL-SHORT				
ASSET	189754104	COACH INC					32.000	1,673.74	1,125.90	547.84	.00
830	640	41164-00002	00000	04/28/08	03/30/11		32.000	1,673.74	1,125.90	547.84	.00
							TOTAL-LONG				
ASSET	192446102	COGNIZANT TECHNOLOGY SOLUTIONS					16.000	1,223.03	665.57	557.46	.00
830	640	41201-00001	00000	10/21/09	05/06/11		16.000	1,222.68	748.76	473.92	.00
830	640	41244-00001	00000	10/21/09	06/20/11		34.000	2,445.71	1,414.33	1,031.38	.00
							TOTAL-LONG				
ASSET	192479103	COHERENT INC					20.000	1,168.37	628.80	539.57	.00
830	672	41159-00019	00000	12/17/04	03/25/11		20.000	1,168.37	628.80	539.57	.00
							TOTAL-LONG				
ASSET	200340107	COMERICA INC					19.000	788.01	567.70	220.31	.00
830	660	41082-00001	00000	09/29/09	01/07/11		30.000	1,244.22	956.70	287.52	.00
830	660	41082-00001	00000	10/21/09	01/07/11		49.000	2,032.23	1,524.40	507.83	.00
							TOTAL-LONG				
ASSET	20441W203	COMPANHIA DE BEBIDAS PR ADR					48.000	1,285.65	1,343.60	57.95	.00
830	640	41160-00001	00000	01/27/11	03/28/11		49.000	.60	.00	.00	.00
833	640	41234-00003	00000	06/13/11			97.000	1,286.25	1,343.60	57.95	.00
							TOTAL-SHORT				
ASSET	205867102	CONAGRA FOODS INC					23.000	546.23	504.85	41.38	.00
830	660	41159-00032	00000	09/08/10	03/25/11		23.000	546.23	504.85	41.38	.00

REPORT: TMS-TX-23
 BANK 21 PNC BANK (21)
 REGION 80 KENTUCKY
 OFFICE 001 C & E

ACCOUNT 5754008 J E L PSCOMB JR TUV CHAR

GAIN/LOSS FEDERAL REPORT INTERNAL USE ONLY
 FROM: 09/01/10 TO: 08/31/11

PAGE: 18
 RUN DATE: 01/10/12

G A I N / L O S S I N F O R M A T I O N

TAX CODE	OR-OFF SERIAL	SEQ LOT#	ACQUIRED	TRADE	DATES	UNITS	PROCEEDS	TAX COST	FEDERAL G/L	STATE G/L
ASSET	205887102	(CONT'D)								
		TOTAL-SHORT				23.000	546.23	504.85	41.38	.00
ASSET	20854P109	CONSOL ENERGY INC								
830	660	41159-00033	00000	01/07/11	03/25/11	8.000	446.87	403.51	43.36	.00
		TOTAL-SHORT				8.000	446.87	403.51	43.36	.00
ASSET	222816100	COVANCE INC								
830	690	41159-00017	00000	06/18/04	03/25/11	8.000	451.19	301.92	149.27	.00
		TOTAL-LONG				8.000	451.19	301.92	149.27	.00
ASSET	231021106	CUMMINS INC								
830	640	41009-00002	00000	10/08/09	11/02/10	22.000	1,956.33	1,038.64	917.69	.00
		TOTAL-LONG				22.000	1,956.33	1,038.64	917.69	.00
ASSET	232820100	CYTEC INDS INC								
830	660	41159-00034	00000	02/22/11	03/25/11	7.000	374.07	402.60	28.53	.00
		TOTAL-SHORT				7.000	374.07	402.60	28.53	.00
ASSET	233293109	DPL INC								
		MERGED 11/28/11 @ \$30.00 P/S								
830	660	40998-00003	00000	09/27/06	10/20/10	24.000	655.90	661.92	6.02	.00
830	660	40998-00003	00000	07/31/06	10/20/10	12.000	327.94	332.94	5.00	.00
830	660	40998-00003	00000	01/25/07	10/20/10	3.000	81.99	85.33	3.34	.00
830	660	41030-00003	00000	01/25/07	11/22/10	30.000	778.05	853.30	75.25	.00
		TOTAL-LONG				69.000	1,843.88	1,933.49	89.61	.00
ASSET	23335C101	DTS INC								
830	672	41159-00020	00000	04/23/09	03/25/11	18.000	815.92	432.27	383.65	.00
		TOTAL-LONG				18.000	815.92	432.27	383.65	.00
ASSET	23336Y649	DWS RREEF GLOBAL REAL ESTATE								
		CUSIP CHG 04/29/2011								
		SEE 23337G134								
831	000	41062-00002	00000	08/27/09	12/27/10	134.953	1,000.00	913.63	86.37	.00

TAX CODE	OR-OFF SERIAL	SEQ LOT#	ACQUIRED	TRADE	DATES	UNITS	PROCEEDS	TAX COST	FEDERAL G/L	STATE G/L
	ASSET 23336Y649					134.953	1,000.00	913.63	86.37	.00
	TOTAL-LONG									
	ASSET 242370104 DEAN FOODS CO NEW					100.000	817.98	1,162.34	344.36-S	.00
830	672 41020-00001	00000	07/20/10	11/10/10		100.000	817.97	1,193.99	376.02-S	.00
830	672 41020-00001	00000	07/21/10	11/10/10		200.000	1,635.95	2,356.33	720.38-	.00
	TOTAL-SHORT									
	ASSET 243537107 DECKERS OUTDOOR CORP					12.000	1,013.98	633.31	380.67 S	.00
830	672 41159-00021	00000	10/12/10	03/25/11		12.000	1,013.98	633.31	380.67	.00
	TOTAL-SHORT									
	ASSET 24522P103 DEL MONTE FOODS CO					103.000	1,931.22	1,512.30	418.92 S	.00
830	660 41035-00004	00000	10/19/10	11/26/10		103.000	1,931.22	1,512.30	418.92	.00
	TOTAL-SHORT									
	ASSET 247131105 DELPHI FINL GROUP INC					18.000	544.12	263.66	280.46 L	.00
830	690 41159-00018	00000	01/22/09	03/25/11		18.000	544.12	263.66	280.46	.00
	TOTAL-LONG									
	ASSET 253868103 DIGITAL RLTY TR INC					12.000	613.19	549.21	63.98 L	.00
830	660 41028-00001	00000	10/06/09	11/19/10		18.000	919.78	996.40	76.62-S	.00
830	660 41028-00001	00000	03/23/10	11/19/10		30.000	1,532.97	1,545.61	76.62-	.00
	TOTAL-SHORT									
	TOTAL-LONG									
	ASSET 25388B104 DIGITAL RIV INC					16.000	589.74	424.28	165.46 L	.00
830	690 41159-00019	00000	10/12/09	03/25/11		16.000	589.74	424.28	165.46	.00
	TOTAL-LONG									
	ASSET 254687106 DISNEY WALT CO					7.000	244.65	149.73	94.92 L	.00
830	636 40991-00003	00000	12/05/08	10/13/10		10.000	394.53	213.90	180.63 L	.00
830	636 41082-00004	00000	12/05/08	01/07/11		12.000	473.43	293.64	179.79 L	.00
830	636 41082-00004	00000	12/09/08	01/07/11						

TAX CODE	OR-OFF SERIAL	SEQ LOT#	DATES	ACQUIRED	TRADE	UNITS	PROCEEDS	TAX COST	FEDERAL G/L	STATE G/L
830	636	41082-00004	00000	10/17/08	01/07/11	32.000	1,262.49	800.63	461.86 L	.00
			TOTAL-LONG			61.000	2,375.10	1,457.90	917.20	.00
ASSET 25470M109 DISH NETWORK CORP										
			CL A							
830	660	41159-00035	00000	02/02/09	03/25/11	36.000	872.98	463.17	409.81 L	.00
830	660	41273-00001	00000	02/02/09	07/19/11	8.000	249.82	102.93	146.89 L	.00
830	660	41273-00001	00000	09/28/09	07/19/11	22.000	687.02	424.60	262.42 L	.00
			TOTAL-LONG			66.000	1,809.82	990.70	819.12	.00
ASSET 25960P109 DOUGLAS EMMETT INC-W/I										
830	660	41131-00004	00000	05/12/10	02/25/11	89.000	1,621.60	1,507.93	113.67 S	.00
			TOTAL-SHORT			89.000	1,621.60	1,507.93	113.67	.00
ASSET 26433B107 DUFF & PHELPS CORP CL A										
830	672	41159-00022	00000	05/13/09	03/25/11	20.000	320.99	314.56	6.43 L	.00
			TOTAL-LONG			20.000	320.99	314.56	6.43	.00
ASSET 26873N108 EMS TECHNOLOGIES INC										
			MERGED	08/22/11						
			@ \$33.00 P/S							
830	672	41159-00023	00000	12/30/09	03/25/11	30.000	617.08	432.18	184.90 L	.00
830	672	41306-00001	00000	12/30/09	08/24/11	55.000	1,815.00	792.33	1,022.67 L	.00
			TOTAL-LONG			85.000	2,432.08	1,224.51	1,207.57	.00
ASSET 278058102 EATON CORP										
830	660	40967-00002	00000	08/28/09	09/21/10	21.000	1,722.74	1,149.42	573.32 L	.00
830	660	40967-00002	00000	04/30/10	09/21/10	3.000	246.10	234.76	11.34 S	.00
830	660	41021-00002	00000	04/30/10	11/12/10	9.000	840.35	704.29	136.06 S	.00
830	660	41159-00036	00000	04/30/10	03/25/11	2.000	107.24	78.25	28.99 S	.00
830	660	41159-00036	00000	06/22/07	03/25/11	9.000	482.56	418.64	63.92 L	.00
830	660	41210-00004	00000	06/22/07	05/17/11	17.000	857.70	790.76	66.94 L	.00
830	640	41238-00002	00000	04/13/10	06/14/11	34.000	1,609.93	1,347.24	262.69 L	.00

TAX CODE	OR-OFF SERIAL	SEQ LOT#	DATES ACQUIRED	TRADE	UNITS	PROCEEDS	TAX COST	FEDERAL G/L	STATE G/L
	ASSET 278058102	(CONT'D)							
		TOTAL-SHORT			95.000	5,866.62	4,723.36	176.39	.00
		TOTAL-LONG						966.87	.00
	ASSET 278265103	EATON VANCE CORP							
		COM NON VTG							
830	690	41159-00020	00000 06/18/04	03/25/11	24.000	774.70	450.24	324.46 L	.00
		TOTAL-LONG			24.000	774.70	450.24	324.46	.00
	ASSET 281020107	EDISON INTL							
830	660	41159-00037	00000 09/09/05	03/25/11	16.000	586.86	758.88	172.02-L	.00
830	660	41210-00005	00000 09/09/05	05/17/11	30.000	1,188.87	1,422.90	234.03-L	.00
830	660	41210-00005	00000 01/02/08	05/17/11	2.000	79.26	105.87	26.61-L	.00
		TOTAL-LONG			48.000	1,854.99	2,287.65	432.66-	.00
	ASSET 29266R108	ENERGIZER HLDGS INC							
830	660	41159-00038	00000 02/03/11	03/25/11	9.000	606.58	603.38	3.20 S	.00
830	660	41285-00002	00000 02/03/11	07/29/11	10.000	806.18	670.43	135.75 S	.00
830	660	41285-00002	00000 11/23/10	07/29/11	2.000	161.24	137.28	23.96 S	.00
		TOTAL-SHORT			21.000	1,574.00	1,411.09	162.91	.00
	ASSET 294429105	EQUIFAX INC							
830	660	40959-00001	00000 03/26/10	09/13/10	41.000	1,234.92	1,476.00	241.08-S	.00
		TOTAL-SHORT			41.000	1,234.92	1,476.00	241.08-	.00
	ASSET 29476L107	EQUITY RESIDENTIAL							
		SH BEN INT REIT							
830	660	41131-00005	00000 10/28/10	02/25/11	31.000	1,654.56	1,517.90	136.66 S	.00
830	660	41131-00005	00000 12/08/10	02/25/11	38.000	2,028.18	1,944.06	84.12 S	.00
		TOTAL-SHORT			69.000	3,682.74	3,461.96	220.78	.00
	ASSET 30212P105	EXPEDIA INC							
		EXCH 12/21/11							
		896945201							
830	640	41125-00001	00000 10/07/09	02/18/11	43.000	898.88	1,035.69	136.81-L	.00
830	640	41125-00001	00000 08/09/10	02/18/11	49.000	1,024.31	1,213.67	189.36-S	.00

REPORT: TMS-TX-23
 BANK: 21 PNC BANK (21)
 REGION: 80 KENTUCKY
 OFFICE: 001 C & E

ACCOUNT: 5754008 J E LITSCOMB JR TUW CHAR
 FROM: 09/01/10 TO: 08/31/11

GAIN/LOSS FEDERAL REPORT INTERNAL USE ONLY

PAGE: 22
 RUN DATE: 01/10/12

TAX CODE	OR-OFF SERIAL	SEQ LOT#	DATES ACQUIRED	TRADE	UNITS	PROCEEDS	TAX COST	FEDERAL G/L	STATE G/L
	ASSET 30212P105		(CONT'D)						
			TOTAL-SHORT		92.000	1,923.19	2,249.36	189.36-	.00
			TOTAL-LONG					136.81-	.00
	ASSET 302445101		FLIR SYSTEM INC						
830	690	41159-00021	00000 06/18/04	03/25/11	13.000	441.60	165.10	276.50 L	.00
830	690	41159-00021	00000 08/17/05	03/25/11	19.000	645.41	308.11	337.30 L	.00
			TOTAL-LONG		32.000	1,087.01	473.21	613.80	.00
	ASSET 302941109		FTI CONSULTING INC						
830	672	41159-00024	00000 07/19/10	03/25/11	21.000	785.80	712.66	73.14 S	.00
			TOTAL-SHORT		21.000	785.80	712.66	73.14	.00
	ASSET 315616102		F5 NETWORKS INC						
830	640	41103-00003	00000 01/27/10	01/28/11	10.000	1,088.36	515.91	572.45 L	.00
830	640	41152-00001	00000 01/27/10	03/18/11	10.000	999.47	515.90	483.57 L	.00
			TOTAL-LONG		20.000	2,087.83	1,031.81	1,056.02	.00
	ASSET 316773100		FIFTH THIRD BANCORP						
830	660	41159-00039	00000 02/09/10	03/25/11	2.000	27.72	23.16	4.56 L	.00
830	660	41159-00039	00000 01/29/10	03/25/11	49.000	679.12	605.25	73.87 L	.00
830	660	41297-00001	00000 01/29/10	08/10/11	92.000	918.63	1,136.40	217.77-L	.00
830	660	41297-00001	00000 07/20/11	08/10/11	14.000	139.79	173.12	33.33-S	.00
			TOTAL-SHORT		157.000	1,765.26	1,937.93	33.33-	.00
			TOTAL-LONG					139.34-	.00
	ASSET 320517105		FIRST HORIZON NATL CORP						
833	660	40986-00001	00000 11/18/09	10/13/10	.872	9.86	10.34	.48-S	.00
830	660	41056-00003	00000 11/18/09	12/17/10	114.000	1,247.15	1,328.16	81.01-L	.00
830	660	41082-00003	00000 11/18/09	01/07/11	2.000	24.34	23.30	1.04 L	.00
833	660	41083-00001	00000 11/18/09	01/13/11	.066	.79	.77	.02 L	.00
			TOTAL-SHORT		116.938	1,282.14	1,362.57	.48-	.00
			TOTAL-LONG					79.95-	.00
	ASSET 33610F109		FIRST POTOMAC RLTY TR						
830	690	41159-00022	00000 10/05/09	03/25/11	18.000	276.65	203.22	73.43 L	.00

TAX CODE	OR-OFF SERIAL	SEQ LOT#	ACQUIRED	TRADE	DATES	UNITS	PROCEEDS	TAX COST	FEDERAL G/L	STATE G/L
ASSET 33610F109 (CONT'D)										
TOTAL-LONG										
830	640	41208-00002	00000	11/19/07	05/13/11	7.000	879.67	1,507.76	628.09-L	.00
TOTAL-LONG										
830	660	40985-00001	00000	02/01/07	10/06/10	3.000	116.43	181.62	65.19-L	.00
830	660	40985-00001	00000	03/27/07	10/06/10	5.000	194.05	329.75	135.70-L	.00
830	660	40985-00001	00000	04/20/07	10/06/10	15.000	582.13	1,028.10	445.97-L	.00
TOTAL-LONG										
830	610	40998-00003	00000	04/27/06	10/20/10	11.000	546.16	517.00	29.16 L	.00
830	610	40998-00003	00000	02/11/08	10/20/10	6.000	297.91	346.90	48.99-L	.00
TOTAL-LONG										
ASSET 344419106 FOMENTO ECONOMICO MEXICANO SAB DE CV SPONSORED ADR										
830	610	41133-00001	00000	04/21/08	03/01/11	23.000	1,295.74	1,004.50	291.24 L	.00
TOTAL-LONG										
830	660	41159-00040	00000	01/15/10	03/25/11	20.000	729.78	543.65	186.13 L	.00
830	660	41186-00001	00000	01/15/10	04/20/11	15.000	520.22	407.74	112.48 L	.00
830	660	41192-00003	00000	01/15/10	04/27/11	13.000	448.74	353.38	95.36 L	.00
830	660	41200-00002	00000	01/15/10	05/05/11	5.000	153.20	135.91	17.29 L	.00
830	660	41200-00002	00000	04/06/10	05/05/11	35.000	1,072.41	972.47	99.94 L	.00
TOTAL-LONG										
830	640	41280-00002	00000	02/09/11	07/26/11	72.000	1,479.64	1,464.04	15.60 S	.00

REPORT: TMS-TX-23
 BANK 21 PNC BANK (21)
 REGION 80 KENTUCKY
 OFFICE 001 C & E

ACCOUNT 5754008 J E LITSCOMB JR TUW CHAR
 FROM: 09/01/10 TO: 08/31/11

GAIN/LOSS FEDERAL REPORT INTERNAL USE ONLY

PAGE: 24
 RUN DATE: 01/10/12

TAX CODE	OR-OFF SERIAL	SEQ LOT#	DATES ACQUIRED	TRADE	UNITS	PROCEEDS	TAX COST	FEDERAL G/L	STATE G/L
	ASSET 34959E109	(CONT'D)							
	TOTAL-SHORT								
	ASSET 349882100	FOSSIL INC							
830	660	40993-00001	00000 02/08/10	10/15/10	41.000	2,225.95	1,330.46	895.49 S	.00
830	640	41307-00001	00000 06/14/11	08/22/11	13.000	964.83	1,404.01	439.18-S	.00
	TOTAL-SHORT								
	ASSET 35804H106	FRESH MARKET INC/THE							
830	672	41159-00025	00000 11/10/10	03/25/11	10.000	384.19	327.50	56.69 S	.00
	TOTAL-SHORT								
	ASSET 35914P105	FRONTIER OIL CORP							
	MERGED 07/01/2011								
	SEE 436106108								
830	660	41159-00041	00000 03/23/11	03/25/11	22.000	623.24	602.23	21.01 S	.00
830	660	41196-00001	00000 03/23/11	05/03/11	9.000	237.63	246.37	8.74-S	.00
830	660	41196-00001	00000 02/25/11	05/03/11	16.000	422.45	442.15	19.70-S	.00
	TOTAL-SHORT								
	ASSET 36159R103	THE GEO GROUP INC							
830	672	41159-00026	00000 07/18/06	03/25/11	32.000	785.26	412.36	372.90 L	.00
	TOTAL-LONG								
	ASSET 36856T103	GEN PROBE INC							
830	640	41276-00001	00000 10/12/07	07/20/11	22.000	1,385.14	1,566.90	181.76-L	.00
	TOTAL-LONG								
	ASSET 371532102	GENESCO INC							
830	672	41159-00027	00000 03/13/08	03/25/11	30.000	1,176.58	656.43	520.15 L	.00
830	672	41159-00027	00000 04/18/08	03/25/11	6.000	235.31	135.94	99.37 L	.00

G A I N / L O S S I N F O R M A T I O N

REPORT: TMS-TX-23
 BANK 21 PNC BANK (21)
 REGION 80 KENTUCKY
 OFFICE 001 C & E

ACCOUNT 5754008 J E L SCOMB JR TUV CHAR

GAIN/LOSS FEDERAL REPORT INTERNAL USE ONLY
 FROM: 09/01/10 TO: 08/31/11

PAGE: 25
 RUN DATE: 01/10/12

TAX CODE	OR-OFF SERIAL	SEQ LOT#	DATES	ACQUIRED	TRADE	UNITS	PROCEEDS	TAX COST	FEDERAL G/L	STATE G/L
	ASSET 371532102					36.000	1,411.89	792.37	619.52	.00
	TOTAL-LONG									
	ASSET 37247D106	GENWORTH FINL INC				27.000	350.72	307.63	43.09 L	.00
	830 660	41159-00042	00000	11/16/09	03/25/11	27.000	350.72	307.63	43.09	.00
	TOTAL-LONG									
	ASSET 37250W108	GEOEYE INC				36.000	1,340.19	1,091.85	248.34 S	.00
	830 690	40951-00001	00000	05/26/10	09/02/10	36.000	1,340.19	1,091.85	248.34	.00
	TOTAL-SHORT									
	ASSET 37940X102	GLOBAL PAYMENTS INC-W/I				18.000	860.74	422.46	438.28 L	.00
	830 690	41159-00023	00000	06/18/04	03/25/11	18.000	860.74	422.46	438.28	.00
	TOTAL-LONG									
	ASSET 384313102	GRAFTECH INTERNATIONAL LTD				80.000	1,596.41	1,207.24	389.17 L	.00
	830 640	41137-00003	00000	08/14/09	03/03/11	80.000	1,596.41	1,207.24	389.17	.00
	830 672	41159-00028	00000	05/05/09	03/25/11	39.000	793.63	393.58	400.05 L	.00
	TOTAL-LONG									
	ASSET 401617105	GUESS INC				119.000	2,390.04	1,600.82	789.22	.00
	830 640	40944-00004	00000	01/08/08	08/27/10	37.000	1,238.95	1,320.51	81.56-L	.00
	830 660	41030-00005	00000	05/27/10	11/22/10	21.000	943.02	796.90	146.12 S	.00
	830 660	41103-00001	00000	05/27/10	01/28/11	4.000	170.46	151.79	18.67 S	.00
	830 660	41103-00001	00000	03/17/10	01/28/11	32.000	1,363.68	1,486.40	122.72-S	.00
	TOTAL-SHORT									
	TOTAL-LONG									
	ASSET 406216101	HALLIBURTON CO				2.000	65.83	43.62	22.21 L	.00
	830 640	41016-00001	00000	06/17/09	11/08/10	2.000	65.83	43.62	22.21	.00
	830 640	41016-00001	00000	08/19/10	11/08/10	35.000	1,152.01	988.95	163.06 S	.00
	830 640	41016-00001	00000	03/27/08	11/08/10	63.000	2,073.63	2,487.33	413.70-L	.00
	830 610	41131-00001	00000	07/10/06	02/25/11	20.000	938.63	730.56	208.07 L	.00
	830 610	41131-00001	00000	06/06/06	02/25/11	26.000	1,220.22	952.25	267.97 L	.00

REPORT: TMS-TX-23
 BANK 21 PNC BANK (21)
 REGION 80 KENTUCKY
 OFFICE 001 C & E

ACCOUNT 5754008 J E L SCOMB JR TUW CHAR
 FROM: 09/01/10 TO: 08/31/11

GAIN/LOSS FEDERAL REPORT INTERNAL USE ONLY
 PAGE: 26
 RUN DATE: 01/10/12

TAX CODE	OR-OFF SERIAL	SEQ LOT#	DATES	ACQUIRED	TRADE	UNITS	PROCEEDS	TAX COST	FEDERAL G/L	STATE G/L
	ASSET 406216101		(CONT'D)							
	TOTAL-SHORT					146.000	5,450.32	5,202.71	163.06	.00
	TOTAL-LONG								84.55	.00
ASSET 410345102	HANESBRANDS INC - W/I									
830	660 41048-00001	00000	06/29/10	12/09/10		56.000	1,460.70	1,376.03	84.67	.00
	TOTAL-SHORT					56.000	1,460.70	1,376.03	84.67	.00
ASSET 411310105	HANSEN NATURAL CORP									
	NAME CHANGE 1/09/2012									
	SEE 611740101									
830	660 41089-00003	00000	05/19/10	01/13/11		37.000	1,960.27	1,463.11	497.16	.00
	TOTAL-SHORT					37.000	1,960.27	1,463.11	497.16	.00
ASSET 411511306	HARBOR INTERNATIONAL FUND									
	CLASS INS									
831	000 41154-00002	00000	12/31/04	03/24/11		64.041	4,000.00	2,734.55	1,265.45	.00
	TOTAL-LONG					64.041	4,000.00	2,734.55	1,265.45	.00
ASSET 415864107	HARSCO CORP									
830	690 41159-00024	00000	10/21/05	03/25/11		16.000	566.54	486.78	79.76	.00
	TOTAL-LONG					16.000	566.54	486.78	79.76	.00
ASSET 416515104	HARTFORD FINL SVCS GROUP INC									
830	660 41159-00043	00000	07/24/09	03/25/11		29.000	771.09	439.82	331.27	.00
	TOTAL-LONG					29.000	771.09	439.82	331.27	.00
ASSET 418056107	HASBRO INC									
830	660 41159-00044	00000	02/28/11	03/25/11		13.000	610.98	582.76	28.22	.00
830	660 41300-00002	00000	02/28/11	08/15/11		12.000	452.07	537.94	85.87-S	.00
830	660 41300-00002	00000	12/31/10	08/15/11		9.000	339.05	428.83	89.78-S	.00

TAX CODE	OR-OFF SERIAL	SEQ LOT#	DATES	ACQUIRED	TRADE	UNITS	PROCEEDS	TAX COST	FEDERAL G/L	STATE G/L
	ASSET 418056107	(CONT'D)				34.000	1,402.10	1,549.53	147.43-	.00
	TOTAL-SHORT									
	ASSET 422245100	HEALTHWAYS INC				6.000	92.94	85.43	7.51 S	.00
830	690	41159-00025	00000	05/28/10	03/25/11	10.000	154.90	270.44	115.54-L	.00
830	690	41159-00025	00000	10/14/04	03/25/11	10.000	154.89	305.55	150.66-L	.00
	TOTAL-SHORT					26.000	402.73	661.42	7.51	.00
	TOTAL-LONG							266.20-		.00
	ASSET 422368100	HEARTWARE INTERNATIONAL INC				2.000	175.48	171.48	4.00 S	.00
830	672	41103-00001	00000	12/13/10	01/28/11	7.000	614.18	601.26	12.92 S	.00
830	672	41103-00001	00000	12/10/10	01/28/11					
	TOTAL-SHORT					9.000	789.66	772.74	16.92	.00
	ASSET 423074103	HEINZ H J CO				41.000	1,984.48	1,913.88	70.60 S	.00
830	660	41157-00004	00000	08/19/10	03/23/11	41.000	1,984.48	1,913.88	70.60	.00
	TOTAL-SHORT									
	ASSET 423452101	HELMERICH & PAYNE INC				35.000	1,591.33	1,409.96	181.37 S	.00
830	660	41037-00001	00000	06/03/10	11/30/10	29.000	1,688.72	1,239.49	449.23 S	.00
830	640	41200-00005	00000	10/28/10	05/05/11	24.000	1,238.77	1,407.45	168.68-S	.00
830	660	41308-00005	00000	05/11/11	08/23/11					
	TOTAL-SHORT					88.000	4,518.82	4,056.90	461.92	.00
	ASSET 428291108	HEXGEL CORP				1.000	19.35	15.48	3.87 L	.00
830	690	41159-00026	00000	08/22/06	03/25/11	15.000	290.24	294.78	4.54-L	.00
830	690	41159-00026	00000	03/29/07	03/25/11	16.000	309.59	361.32	51.73-L	.00
830	690	41159-00026	00000	05/16/06	03/25/11					
	TOTAL-LONG					32.000	619.18	671.58	52.40-	.00
	ASSET 436106108	HOLLYFRONTIER CORP				.017	1.22	.99	.23 S	.00
833	640	41264-00001	00000	02/18/11	07/13/11	.979	70.39	56.23	14.16 S	.00
830	660	41264-00001	00000	02/25/11	07/13/11	7.000	439.60	402.08	37.52 S	.00
830	660	41293-00002	00000	02/25/11	08/08/11	9.000	635.75	516.97	118.78 S	.00
830	660	41304-00003	00000	02/25/11	08/17/11	9.000	601.42	516.96	84.46 S	.00
830	660	41306-00001	00000	02/25/11	08/19/11					

TAX CODE	OR-OFF SERIAL	SEQ LOT#	DATES ACQUIRED	TRADE	UNITS	PROCEEDS	TAX COST	FEDERAL G/L	STATE G/L
			TOTAL-SHORT		25.996	1,748.38	1,493.23	255.15	.00
ASSET 830	436440101		HOLOGIC INC		17.000	373.48	330.36	43.12	.00
	660	41159-00045	00000	03/16/10 03/25/11	17.000	373.48	330.36	43.12	.00
			TOTAL-LONG						
ASSET 830	440452100		HORMEL FOODS CORP		34.000	1,490.40	1,348.21	142.19	.00
	660	40951-00001	00000	05/21/10 09/02/10	34.000	1,490.40	1,348.21	142.19	.00
			TOTAL-SHORT						
ASSET 830	44107P104		HOST HOTELS & RESORTS INC REIT		29.000	515.32	408.25	107.07	.00
	660	41159-00046	00000	05/24/10 03/25/11	29.000	515.32	408.25	107.07	.00
			TOTAL-SHORT						
ASSET 830	446413106		HUNTINGTON INGALLS INDS INC		.165	6.40	7.04	.64-L	.00
	636	41171-00002	00000	03/16/07 04/11/11	1.666	57.65	39.79	17.86-L	.00
	636	41257-00001	00000	12/18/08 06/30/11	.001	.03	.04	.01-L	.00
	636	41257-00001	00000	03/16/07 06/30/11	3.333	115.34	152.97	37.63-L	.00
	636	41257-00001	00000	07/23/07 06/30/11	5.165	179.42	199.84	20.42-	.00
			TOTAL-LONG						
ASSET 830	447011107		HUNTSMAN CORP		46.000	735.38	144.32	591.06-L	.00
	672	41050-00002	00000	03/18/09 12/13/10	70.000	1,144.11	810.24	333.87-S	.00
	660	41097-00001	00000	09/28/10 01/24/11	38.000	645.22	439.85	205.37-S	.00
	660	41159-00047	00000	09/28/10 03/25/11	24.000	417.11	75.30	341.81-L	.00
	672	41159-00029	00000	03/18/09 03/25/11	50.000	868.98	308.03	560.95-L	.00
	672	41159-00029	00000	11/24/08 03/25/11	51.000	617.69	590.32	27.37-S	.00
	660	41292-00003	00000	09/28/10 08/05/11	279.000	4,428.49	2,368.06	566.61	.00
			TOTAL-LONG					1,493.82	.00
ASSET 830	45103T107		ICON PUB LTD CO SPONSORED ADR		25.000	521.56	499.84	21.72-L	.00
	672	40998-00002	00000	01/17/07 10/20/10	10.000	208.62	223.20	14.58-L	.00
	672	40998-00002	00000	12/08/08 10/20/10	10.000	214.59	223.19	8.60-L	.00
	672	41159-00030	00000	12/08/08 03/25/11					

TAX CODE	OR-OFF	SERIAL	SEQ	LOT#	ACQUIRED	TRADE	UNITS	PROCEEDS	TAX COST	FEDERAL G/L	STATE G/L
830	672	41159-00030	00000	08/23/10	03/25/11		4.000	85.84	90.97	5.13-S	.00
				TOTAL-SHORT			49.000	1,030.61	1,037.20	5.13-	.00
				TOTAL-LONG						1.46-	.00
ASSET 45245E109 IMAX CORP											
830	640	41269-00002	00000	05/18/10	07/13/11		56.000	1,582.15	1,107.08	475.07 L	.00
				TOTAL-LONG			56.000	1,582.15	1,107.08	475.07	.00
ASSET 45666Q102 INFORMATICA CORP											
830	672	41159-00032	00000	03/20/09	03/25/11		32.000	1,659.16	448.06	1,211.10 L	.00
830	672	41269-00001	00000	03/20/09	07/13/11		19.000	1,114.64	266.03	848.61 L	.00
				TOTAL-LONG			51.000	2,773.80	714.09	2,059.71	.00
ASSET 456788108 INFOSYS LTD SPONSORED											
830	640	41109-00001	00000	04/20/10	02/03/11		19.000	1,298.74	1,181.77	116.97 S	.00
				TOTAL-SHORT			19.000	1,298.74	1,181.77	116.97	.00
ASSET 45865V100 INTERCONTINENTAL EXCHANGE INC											
830	660	41014-00001	00000	09/15/10	11/05/10		14.000	1,628.65	1,495.02	133.63 S	.00
				TOTAL-SHORT			14.000	1,628.65	1,495.02	133.63	.00
ASSET 460146103 INTERNATIONAL PAPER CO											
830	660	40952-00002	00000	10/16/09	09/03/10		56.000	1,252.77	1,359.08	106.31-S	.00
				TOTAL-SHORT			56.000	1,252.77	1,359.08	106.31-	.00
ASSET 46120E602 INTUITIVE SURGICAL INC											
830	640	41009-00003	00000	03/11/08	11/02/10		7.000	1,858.70	1,856.62	2.08 L	.00
				TOTAL-LONG			7.000	1,858.70	1,856.62	2.08	.00
ASSET 46121Y102 INTREPID POTASH INC											
830	672	41159-00033	00000	08/06/10	03/25/11		16.000	553.42	411.74	141.68 S	.00

REPORT: TMS-TX-23
 BANK 21 PNC BANK (21)
 REGION 80 KENTUCKY
 OFFICE 001 C & E

ACCOUNT 5754008 J E L W SCOMB JR TUW CHAR
 FROM: 09/01/10 TO: 08/31/11

GAIN/LOSS FEDERAL REPORT INTERNAL USE ONLY
 PAGE: 30
 RUN DATE: 01/10/12

TAX CODE	OR-OFF SERIAL	SEQ LOT#	DATES	ACQUIRED	TRADE	UNITS	PROCEEDS	TAX COST	FEDERAL G/L	STATE G/L
	ASSET 46121Y102		(CONT'D)							
	TOTAL-SHORT									
	ASSET 465741106		IRON, INC.							
830	640	41054-00002	00000	08/04/10	12/15/10	18.000	996.82	1,100.09	103.27-S	.00
830	690	41159-00027	00000	11/30/06	03/25/11	10.000	531.18	484.12	47.06 L	.00
	TOTAL-SHORT									
	TOTAL-LONG									
	ASSET 465897122		IVY GLBL NATURAL RESOURCES FD							
	CL Y									
	FUND #722									
831	000	40971-00002	00000	09/02/09	09/27/10	567.215	10,000.00	8,780.49	1,219.51 L	.00
831	000	41062-00003	00000	09/02/09	12/27/10	140.121	3,000.00	2,169.07	830.93 L	.00
	TOTAL-LONG									
	TOTAL-SHORT									
	TOTAL-LONG									
	ASSET 466313103		JABIL CIRCUIT							
830	640	41262-00002	00000	10/14/09	07/06/11	71.000	1,451.38	1,090.59	360.79 L	.00
	TOTAL-LONG									
	ASSET 470355207		JAMES RIVER COAL CO							
830	672	41294-00001	00000	03/25/11	08/09/11	71.000	1,451.38	1,090.59	360.79	.00
	TOTAL-SHORT									
	TOTAL-LONG									
	ASSET 47102X105		JANUS CAPITAL GROUP INC							
830	660	41159-00048	00000	05/13/09	03/25/11	28.000	337.95	261.31	76.64 L	.00
830	672	41217-00002	00000	03/29/11	05/24/11	10.000	99.60	120.79	21.19-S	.00
830	672	41217-00002	00000	03/25/11	05/24/11	47.000	468.11	573.40	105.29-S	.00
	TOTAL-SHORT									
	TOTAL-LONG									
	ASSET 472319102		JEFFRIES GROUP INC							
830	690	41159-00028	00000	06/18/04	03/25/11	24.000	610.06	354.72	255.34 L	.00

TAX CODE	OR-OFF SERIAL	SEQ LOT#	ACQUIRED	TRADE	DATES	UNITS	PROCEEDS	TAX COST	FEDERAL G/L	STATE G/L
	ASSET 472319102	(CONT'D)								
	TOTAL-LONG									
	ASSET 477143101	JETBLUE AIRWAYS								
830	660	41159-00049	00000	05/10/10	03/25/11	57.000	361.94	324.00	37.94 S	.00
830	672	41159-00036	00000	10/20/10	03/25/11	61.000	386.12	429.04	42.92-S	.00
	TOTAL-SHORT									
	ASSET 482480100	KLA TENCOR CORP								
830	640	41243-00001	00000	02/18/11	06/17/11	30.000	1,143.06	1,489.81	346.75-S	.00
	TOTAL-SHORT									
	ASSET 485170302	KANSAS CITY SOUTHERN								
830	660	41159-00050	00000	10/01/09	03/25/11	11.000	594.75	286.23	308.52 L	.00
830	660	41210-00007	00000	10/01/09	05/17/11	18.000	987.34	468.38	518.96 L	.00
	TOTAL-LONG									
	ASSET 492914106	KEY ENERGY SERVICES INC								
830	660	41002-00004	00000	05/06/10	10/26/10	154.000	1,556.88	1,490.97	65.91 S	.00
	TOTAL-SHORT									
	ASSET 49446R109	KIMCO REALTY CORP								
830	660	41159-00051	00000	01/11/11	03/25/11	21.000	372.74	369.60	3.14 S	.00
	TOTAL-SHORT									
	ASSET 49460W208	KINETIC CONCEPTS INC								
	COM NEW									
	MERGED 11/7/2011 @ 68.50 P/S									
830	660	41159-00052	00000	06/30/10	03/25/11	14.000	740.44	520.17	220.27 S	.00
830	660	41300-00003	00000	06/30/10	08/15/11	11.000	725.99	408.71	317.28 L	.00
830	660	41300-00003	00000	05/06/10	08/15/11	7.000	461.99	286.64	175.35 L	.00

TAX CODE	OR-OFF SERIAL	SEQ LOT#	ACQUIRED	TRADE	UNITS	PROCEEDS	TAX COST	FEDERAL G/L	STATE G/L
	ASSET 49460W208	(CONT'D)			32.000	1,928.42	1,215.52	220.27	.00
	TOTAL-SHORT							492.63	.00
	TOTAL-LONG								
	ASSET 515098101	LANDSTAR SYS INC			5.000	203.75	165.85	37.90	.00
830	672	41063-00001	00000	01/28/05	12/23/10	244.49	200.77	43.72	.00
830	672	41063-00001	00000	03/30/05	12/23/10	449.99	334.61	115.38	.00
830	672	41159-00037	00000	03/30/05	03/25/11				
	TOTAL-SHORT				21.000	898.23	701.23	197.00	.00
	TOTAL-LONG								
	ASSET 521865204	LEAR CORP- W/1			17.000	837.57	658.39	179.18	.00
830	660	41159-00053	00000	08/12/10	03/25/11				
	TOTAL-SHORT				17.000	837.57	658.39	179.18	.00
	TOTAL-LONG								
	ASSET 524901105	LEGG MASON INC			16.000	559.82	515.32	44.50	.00
830	660	41159-00054	00000	11/02/10	03/25/11				
	TOTAL-SHORT				16.000	559.82	515.32	44.50	.00
	TOTAL-LONG								
	ASSET 530555101	LIBERTY GLOBAL INC			9.000	376.91	364.66	12.25	.00
830	660	41159-00055	00000	01/25/11	03/25/11	754.12	850.88	96.76-S	.00
830	660	41308-00006	00000	01/25/11	08/23/11				
	TOTAL-SHORT				30.000	1,131.03	1,215.54	84.51-	.00
	TOTAL-LONG								
	ASSET 53071M104	LIBERTY INTERACTIVE CORP			43.000	677.23	405.92	271.31	.00
830	660	41159-00056	00000	09/01/09	03/25/11				
	TOTAL-SHORT				43.000	677.23	405.92	271.31	.00
	TOTAL-LONG								
	ASSET 53217R207	LIFE TIME FITNESS INC			20.000	730.18	596.67	133.51	.00
830	690	41159-00029	00000	04/18/08	03/25/11				

TAX CODE	OR-OFF SERIAL	SEQ LOT#	DATES ACQUIRED	TRADE	UNITS	PROCEEDS	TAX COST	FEDERAL G/L	STATE G/L
	ASSET 53217R207	(CONT'D)							
	TOTAL-LONG				20.000	730.18	596.67	133.51	.00
	ASSET 532791100	LINCARE HOLDINGS INC							
830	672	40958-00001	00000 10/13/08	09/10/10	52.000	1,175.28	928.06	247.22	.00
	TOTAL-LONG				52.000	1,175.28	928.06	247.22	.00
	ASSET 534187109	LINCOLN NATIONAL CORP							
830	660	40944-00007	00000 01/15/10	08/27/10	53.000	1,224.84	1,422.10	197.26	.00
830	660	41159-00057	00000 01/13/11	03/25/11	13.000	391.03	382.20	8.83	.00
	TOTAL-SHORT				66.000	1,615.87	1,804.30	188.43	.00
	ASSET 535678106	LINER TECHNOLOGY CORP							
830	640	40998-00002	00000 05/08/08	10/20/10	39.000	1,187.63	1,411.66	224.03	.00
	TOTAL-LONG				39.000	1,187.63	1,411.66	224.03	.00
	ASSET 54318P108	LONGTOP FINL TECHNOLOGIES LTD							
	ADR								
	ISIN US54318P1084 SEDOL B28G1Z5								
830	640	41101-00001	00000 03/09/10	01/26/11	30.000	962.06	1,088.50	126.44	.00
	TOTAL-SHORT				30.000	962.06	1,088.50	126.44	.00
	ASSET 548661107	LOWES COMPANIES INC							
830	636	41158-00002	00000 11/03/06	03/24/11	13.000	354.50	375.12	20.62	.00
	TOTAL-LONG				13.000	354.50	375.12	20.62	.00
	ASSET 549764108	LUFKIN INDS, INC.							
830	672	41159-00038	00000 02/24/09	03/25/11	30.000	2,702.04	497.28	2,204.76	.00
830	672	41159-00038	00000 02/12/09	03/25/11	1.000	90.07	19.52	70.55	.00
830	690	41159-00030	00000 07/01/10	03/25/11	12.000	1,082.37	453.11	629.26	.00
830	672	41161-00002	00000 02/12/09	03/29/11	3.000	271.62	58.57	213.05	.00

REPORT: TMS-TX-23
 BANK 21 PNC BANK (21)
 REGION 80 KENTUCKY
 OFFICE 001 C & E

ACCOUNT

5754008 J E LIPSCOMB JR TUV CHAR
 FROM: 09/01/10 TO: 08/31/11

GAIN/LOSS FEDERAL REPORT INTERNAL USE ONLY

PAGE: 34
 RUN DATE: 01/10/12

TAX CODE	OR-OFF SERIAL	SEQ LOT#	DATES ACQUIRED	TRADE	UNITS	PROCEEDS	TAX COST	FEDERAL G/L	STATE G/L
	ASSET 549764108		(CONT'D)						
			TOTAL-SHORT		46.000	4,146.10	1,028.48	629.26	.00
			TOTAL-LONG					2,488.36	.00
ASSET 550021109	LULULEMON ATHLETICA INC								
830	640	41123-00002	00000 01/21/10 02/16/11		35.000	2,873.96	1,104.29	1,769.67	.00
			TOTAL-LONG		35.000	2,873.96	1,104.29	1,769.67	.00
ASSET 55261F104	M&T BK CORP								
830	660	41159-00058	00000 06/29/09 03/25/11		8.000	694.78	410.69	284.09	.00
			TOTAL-LONG		8.000	694.78	410.69	284.09	.00
ASSET 55272X102	MFA FINANCIAL INC								
830	660	41159-00059	00000 06/24/10 03/25/11		43.000	352.59	324.52	28.07	.00
			TOTAL-SHORT		43.000	352.59	324.52	28.07	.00
ASSET 552848103	MGIC INVT CORP WIS								
830	672	41125-00001	00000 04/22/10 02/18/11		110.000	1,027.04	1,314.67	287.63	.00
			TOTAL-SHORT		110.000	1,027.04	1,314.67	287.63	.00
ASSET 556269108	MADDEN STEVEN LTD								
830	672	41159-00039	00000 03/26/10 03/25/11		9.000	399.77	296.34	103.43	.00
			TOTAL-SHORT		9.000	399.77	296.34	103.43	.00
ASSET 571748102	MARSH & MCLENNAN COMPANIES INC								
830	660	41154-00001	00000 08/06/09 03/22/11		8.000	233.44	180.26	53.18	.00
830	660	41154-00001	00000 10/17/08 03/22/11		66.000	1,925.90	1,727.35	198.55	.00
			TOTAL-LONG		74.000	2,159.34	1,907.61	251.73	.00
ASSET 574599106	MASCO CORP								
830	660	41159-00060	00000 02/03/11 03/25/11		29.000	409.47	395.90	13.57	.00

REPORT: TMS-TX-23
 BANK 21 PNC BANK (21)
 REGION 80 KENTUCKY
 OFFICE 001 C & E

GAIN/LOSS FEDERAL REPORT INTERNAL USE ONLY
 ACCOUNT 5754008 J E L W SCOMB JR TUV CHAR
 FROM: 09/01/10 TO: 08/31/11

PAGE: 35
 RUN DATE: 01/10/12

TAX CODE	OR-OFF SERIAL	SEQ LOT#	DATES	ACQUIRED	TRADE	UNITS	PROCEEDS	TAX COST	FEDERAL G/L	STATE G/L	
	ASSET 574599106					29.000	409.47	395.90	13.57	.00	
	TOTAL-SHORT										
830	ASSET 580037109	MC DERMOTT INTERNATIONAL INC				44.000	788.34	552.37	235.97	.00	
	640	41237-0003	00000	01/20/10	06/13/11	44.000	788.34	552.37	235.97	.00	
	TOTAL-LONG										
830	ASSET 584045108	MEDASSETS INC				35.000	542.13	556.03	13.90	.00	
	672	41159-0004	00000	04/30/09	03/25/11	35.000	542.13	556.03	13.90	.00	
	TOTAL-LONG										
830	ASSET 58463J304	MEDICAL PROPERTIES TRUST INC				52.000	577.18	374.15	203.03	.00	
	690	41159-0003	00000	09/03/09	03/25/11	52.000	577.18	374.15	203.03	.00	
	TOTAL-LONG										
830	ASSET 58471A105	MEDIDATA SOLUTIONS INC				34.000	875.82	727.68	148.14	.00	
	672	41159-0004	00000	03/15/11	03/25/11	34.000	875.82	727.68	148.14	.00	
	TOTAL-SHORT										
830	ASSET 58502B106	MEDNAX INC				12.000	785.62	681.73	103.89	.00	
	690	41159-0003	00000	09/03/08	03/25/11	12.000	785.62	681.73	103.89	.00	
	TOTAL-LONG										
830	ASSET 585055106	MEDTRONIC INC				24.000	754.77	1,012.77	258.00	.00	
	640	40946-0002	00000	02/11/10	08/31/10	24.000	754.77	1,012.77	258.00	.00	
	TOTAL-SHORT										
830	ASSET 585464100	MELCO CROWN ENTERTAINMENT LTD				208.000	1,615.61	1,299.11	316.50	.00	
		ADR IS IN US5854641009									
		SEDOL B1KYHF2									
	640	41166-0000	00000	11/24/10	04/01/11	208.000	1,615.61	1,299.11	316.50	.00	

TAX CODE	OR-OFF	SERIAL	SEQ LOT#	ACQUIRED	TRADE	UNITS	PROCEEDS	TAX COST	FEDERAL G/L	STATE G/L
ASSET 585464100 (CONT'D)						208.000	1,615.61	1,299.11	316.50	.00
TOTAL-SHORT										
ASSET 59001A102 MERITAGE HOMES CORPORATION						8.000	193.03	266.72	73.69-L	.00
830	690	41159-00033	00000	06/18/04	03/25/11	8.000	193.03	266.72	73.69-	.00
TOTAL-LONG										
ASSET 594918104 MICROSOFT CORP						22.000	554.61	1,017.50	462.89-L	.00
830	610	40998-00005	00000	10/13/99	10/20/10	92.000	2,225.80	4,255.00	2,029.20-L	.00
830	610	41217-00006	00000	10/13/99	05/24/11	114.000	2,780.41	5,272.50	2,492.09-	.00
TOTAL-LONG										
ASSET 611742107 MONSTER WORLDWIDE INC						18.000	282.05	341.95	59.90-L	.00
830	672	41159-00044	00000	09/05/08	03/25/11	18.000	282.05	341.95	59.90-	.00
TOTAL-LONG										
ASSET 615394202 MOOG INC						12.000	543.82	269.23	274.59 L	.00
830	690	41159-00034	00000	06/18/04	03/25/11	12.000	543.82	269.23	274.59	.00
TOTAL-LONG										
ASSET 62913F201 NII HOLDINGS INC						29.000	1,121.77	988.94	132.83 L	.00
830	640	41153-00002	00000	01/27/10	03/21/11	29.000	1,121.77	988.94	132.83	.00
TOTAL-LONG										
ASSET 62944T105 NVR INC						1.000	758.67	561.85	196.82 L	.00
830	660	41159-00061	00000	08/13/08	03/25/11	1.000	758.67	561.85	196.82	.00
TOTAL-LONG										
ASSET 631103108 NASDAQ OMX GROUP INC						16.000	404.47	450.77	46.30-S	.00
830	660	41159-00062	00000	02/28/11	03/25/11	16.000	404.47	450.77	46.30-S	.00

REPORT: TMS-TX-23
 BANK 21 PNC BANK (21)
 REGION 80 KENTUCKY
 OFFICE 001 C & E

ACCOUNT 5754008 J E LIPSCOMB JR TUV CHAR
 FROM: 09/01/10 TO: 08/31/11

GAIN/LOSS FEDERAL REPORT INTERNAL USE ONLY

PAGE: 37
 RUN DATE: 01/10/12

TAX CODE	OR-OFF SERIAL	SEQ LOT#	ACQUIRED	TRADE	DATES	UNITS	PROCEEDS	TAX COST	FEDERAL G/L	STATE G/L
ASSET 631103108 (CONT'D)										
TOTAL-SHORT						16.000	404.47	450.77	46.30-	.00
ASSET 64110D104 NETAPP INC										
830	640	41125-00004	00000	06/17/08	02/18/11	30.000	1,582.74	720.00	862.74 L	.00
830	640	41147-00001	00000	06/17/08	03/15/11	28.000	1,305.99	672.00	633.99 L	.00
TOTAL-LONG						58.000	2,888.73	1,392.00	1,496.73	.00
ASSET 64111N101 NETEZZA CORP										
MERGED 11/10/10 @ \$27.00 P/S										
830	672	40973-00002	00000	01/09/08	09/27/10	50.000	1,350.48	658.02	692.46 L	.00
830	672	40994-00001	00000	01/09/08	10/18/10	45.000	1,210.93	592.22	618.71 L	.00
TOTAL-LONG						95.000	2,561.41	1,250.24	1,311.17	.00
ASSET 64118B100 NETLOGIC MICROSYSTEMS INC										
830	672	41159-00045	00000	09/27/10	03/25/11	18.000	745.00	488.34	256.66 S	.00
TOTAL-SHORT						18.000	745.00	488.34	256.66	.00
ASSET 647581107 NEW ORIENTAL ED & TECHNOLOGY GROUP INC										
SPONSORED ADR										
830	640	41019-00003	00000	07/31/09	11/09/10	13.000	1,362.60	957.64	404.96 L	.00
TOTAL-LONG						13.000	1,362.60	957.64	404.96	.00
ASSET 651229106 NEWELL RUBBERMAID INC										
830	660	41159-00063	00000	08/17/09	03/25/11	41.000	799.48	541.96	257.52 L	.00
TOTAL-LONG						41.000	799.48	541.96	257.52	.00
ASSET 651290108 NEWFIELD EXPLORATION CO										
830	660	41159-00064	00000	08/14/08	03/25/11	4.000	294.87	176.04	118.83 L	.00
830	660	41159-00064	00000	12/15/09	03/25/11	14.000	1,032.06	635.78	396.28 L	.00
830	660	41159-00064	00000	07/25/08	03/25/11	1.000	73.72	53.44	20.28 L	.00
830	660	41192-00005	00000	07/25/08	04/27/11	9.000	625.89	480.97	144.92 L	.00
830	660	41195-00002	00000	07/25/08	05/02/11	10.000	711.31	534.41	176.90 L	.00
830	660	41195-00002	00000	06/25/08	05/02/11	4.000	284.52	259.29	25.23 L	.00
830	660	41251-00005	00000	06/25/08	06/27/11	12.000	772.26	777.86	5.60-L	.00
830	660	41285-00003	00000	06/25/08	07/29/11	9.000	611.65	583.39	28.26 L	.00

TAX CODE	OR-OFF SERIAL	SEQ LOT#	ACQUIRED	TRADE DATE	UNITS	PROCEEDS	TAX COST	FEDERAL G/L	STATE G/L
830	660	41285-00003	00000	06/23/08	4.000	271.85	266.81	5.04	.00
					67.000	4,678.13	3,767.99	910.14	.00
					TOTAL-LONG				
ASSET	651639106	NEWMONT MINING CORP							
830	636	40991-00004	00000	12/05/08	4.000	252.52	112.78	139.74	.00
					4.000	252.52	112.78	139.74	.00
					TOTAL-LONG				
ASSET	664397106	NORTHEAST UTILITIES							
830	660	41159-00065	00000	01/21/10	16.000	547.18	425.63	121.55	.00
					16.000	547.18	425.63	121.55	.00
					TOTAL-LONG				
ASSET	667746101	NORTHWEST PIPE CO							
830	672	41159-00046	00000	03/31/09	10.000	236.39	274.30	37.91	.00
830	672	41159-00046	00000	02/17/09	6.000	141.84	190.31	48.47	.00
					16.000	378.23	464.61	86.38	.00
					TOTAL-LONG				
ASSET	67020Y100	NUANCE COMMUNICATIONS INC							
830	640	40959-00003	00000	02/21/07	50.000	782.30	748.93	33.37	.00
830	640	40972-00001	00000	02/21/07	66.000	1,012.52	988.59	23.93	.00
					116.000	1,794.82	1,737.52	57.30	.00
					TOTAL-LONG				
ASSET	670346105	NUCOR CORP							
830	640	40979-00002	00000	03/03/09	27.000	1,042.84	841.25	201.59	.00
					27.000	1,042.84	841.25	201.59	.00
					TOTAL-LONG				
ASSET	67073Y106	NV ENERGY INC							
830	660	41159-00066	00000	06/15/10	34.000	491.29	424.64	66.65	.00
					34.000	491.29	424.64	66.65	.00
					TOTAL-SHORT				
ASSET	671074102	OYO GEOSPACE							
830	672	41159-00047	00000	02/08/07	9.000	891.61	591.99	299.62	.00

TAX CODE	OR-OFF SERIAL	SEQ LOT#	DATES	ACQUIRED	TRADE	UNITS	PROCEEDS	TAX COST	FEDERAL G/L	STATE G/L
	ASSET 671074102					9.000	891.61	591.99	299.62	.00
	TOTAL-LONG									
	ASSET 674599105					25.000	2,020.54	2,088.86	68.32-S	.00
830	640	40979-00003	00000	03/25/10	10/01/10	2.000	201.76	94.03	107.73 L	.00
830	636	41118-00001	00000	03/02/06	02/14/11	27.000	2,222.30	2,182.89	68.32-	.00
	TOTAL-SHORT									
	TOTAL-LONG									
	ASSET 678026105					7.000	518.62	498.56	20.06 S	.00
830	660	41159-00067	00000	03/21/11	03/25/11	2.000	145.37	142.45	2.92 S	.00
830	660	41292-00004	00000	03/21/11	08/05/11	9.000	654.14	683.01	28.87-S	.00
830	660	41292-00004	00000	03/08/11	08/05/11	14.000	794.46	1,062.46	268.00-S	.00
830	660	41308-00008	00000	03/08/11	08/23/11	32.000	2,112.59	2,386.48	273.89-	.00
	TOTAL-SHORT									
	TOTAL-LONG									
	ASSET 682189105					145.000	1,023.73	782.27	241.46 L	.00
830	672	40987-00001	00000	04/29/09	10/08/10	55.000	388.31	374.28	14.03 L	.00
830	672	40987-00001	00000	06/26/09	10/08/10	58.000	582.88	426.88	156.00 L	.00
830	660	41159-00068	00000	07/15/09	03/25/11	70.000	781.70	515.20	266.50 L	.00
830	660	41200-00003	00000	07/15/09	05/05/11	328.000	2,776.62	2,098.63	677.99	.00
	TOTAL-LONG									
	ASSET 682680103					12.000	792.46	254.64	537.82 L	.00
830	690	41159-00035	00000	06/18/04	03/25/11	12.000	792.46	254.64	537.82	.00
	TOTAL-LONG									
	ASSET 684010101					13.000	235.16	208.17	26.99 L	.00
830	672	41159-00048	00000	11/10/09	03/25/11					

ASSET 684010101 OPTIONSXPRESS HOLDINGS INC
 MERGED 9/02/2011
 SEE 808513105

TAX CODE	OR-OFF SERIAL	SEQ LOT#	DATES ACQUIRED	TRADE	UNITS	PROCEEDS	TAX COST	FEDERAL G/L	STATE G/L
	ASSET 684010101	(CONT'D)			13.000	235.16	208.17	26.99	.00
	TOTAL-LONG								
	ASSET 690768403	OWENS ILL INC							
		NEW							
830	660	41159-00069	00000 08/23/10	03/25/11	12.000	365.03	318.29	46.74 S	.00
830	660	41159-00070	00000 08/23/10	03/25/11	40.000	1,218.60	1,060.97	157.63 S	.00
	TOTAL-SHORT								
	TOTAL-LONG								
	ASSET 69351106	PPL CORPORATION			21.000	516.80	685.65	168.85-L	.00
830	660	41159-00071	00000 09/09/05	03/25/11	21.000	516.80	685.65	168.85-	.00
	TOTAL-LONG								
	ASSET 698354107	PANDORA MEDIA INC			72.000	1,083.77	1,151.20	67.43-S	.00
830	672	41285-00001	00000 06/16/11	07/29/11	72.000	1,083.77	1,151.20	67.43-	.00
	TOTAL-SHORT								
	ASSET 699173209	PARAMETRIC TECHNOLOGY CORP			19.000	418.37	309.54	108.83 S	.00
830	660	41159-00072	00000 06/14/10	03/25/11	19.000	418.37	309.54	108.83	.00
	TOTAL-SHORT								
	ASSET 699462107	PAREXEL INTERNATIONAL CORP			11.000	268.28	231.49	36.79 S	.00
830	672	41159-00049	00000 12/20/10	03/25/11	11.000	268.28	231.49	36.79	.00
	TOTAL-SHORT								
	ASSET 700159833	RS EMERGING MARKETS FUND			78.678	2,000.00	1,556.25	443.75 L	.00
831	000	40971-00003	00000 08/27/09	09/27/10	78.678	2,000.00	1,556.25	443.75	.00
	TOTAL-LONG								
	ASSET 701094104	PARKER HANNIFIN CORP			11.000	869.60	624.60	245.00 S	.00
830	660	41021-00003	00000 01/26/10	11/12/10	11.000	869.60	624.60	245.00 S	.00
830	660	41159-00073	00000 01/26/10	03/25/11	5.000	464.28	283.91	180.37 L	.00
830	660	41159-00073	00000 09/19/07	03/25/11	1.000	92.86	77.25	15.61 L	.00
830	640	41195-00002	00000 03/11/08	05/02/11	3.000	279.96	187.31	92.65 L	.00

TAX CODE	OR-OFF SERIAL	SEQ LOT#	ACQUIRED	TRADE	UNITS	PROCEEDS	TAX COST	FEDERAL G/L	STATE G/L
830	640	41195-00002	00000	04/13/10	16.000	1,493.13	1,115.50	377.63	.00
		TOTAL-SHORT			36.000	3,199.83	2,288.57	245.00	.00
		TOTAL-LONG						666.26	.00
ASSET	703395103	PATTERSON COS	INC						
830	660	41159-00074	00000	02/25/11	14.000	439.03	462.26	23.23	.00
		TOTAL-SHORT			14.000	439.03	462.26	23.23	.00
ASSET	704549104	PEABODY ENERGY	CORP						
830	610	40998-00006	00000	02/20/10	12.000	624.26	460.42	163.84	.00
830	610	40998-00006	00000	07/18/07	11.000	572.24	469.34	102.90	.00
		TOTAL-LONG			23.000	1,196.50	929.76	266.74	.00
ASSET	709631105	PENTAIR	INC						
830	660	41159-00075	00000	10/06/09	16.000	595.50	472.17	123.33	.00
		TOTAL-LONG			16.000	595.50	472.17	123.33	.00
ASSET	717081103	PFIZER	INC						
830	636	41298-00001	00000	05/27/10	16.000	287.51	243.84	43.67	.00
830	636	41298-00001	00000	10/16/09	11.000	197.67	192.67	5.00	.00
		TOTAL-LONG			27.000	485.18	436.51	48.67	.00
ASSET	717124101	PHARMACUTICAL	PROD DEV INC						
830	690	41159-00036	00000	06/18/04	24.000	665.26	381.67	283.59	.00
		TOTAL-LONG			24.000	665.26	381.67	283.59	.00
ASSET	718592108	PHILLIPS-VAN	HEUSEN CORP						
830	690	41159-00037	00000	06/18/04	14.000	848.38	263.76	584.62	.00

MERGED 12/05/11 @ \$33.25 P/S
 SEE 693656100
 NAME CHANGE 7/14/2011
 SEE 693656100

TAX CODE	OR-OFF SERIAL	SEQ LOT#	ACQUIRED	TRADE	UNITS	PROCEEDS	TAX COST	FEDERAL G/L	STATE G/L
ASSET 718592108 (CONT'D)									
TOTAL-LONG					14.000	848.38	263.76	584.62	.00
ASSET 723456109 P PINNACLE ENTERTAINMENT INC									
830	672	41159-00050	00000	06/04/10	37.000	507.26	434.12	73.14 S	.00
830	672	41168-00001	00000	06/04/10	68.000	951.32	797.85	153.47 S	.00
TOTAL-SHORT					105.000	1,458.58	1,231.97	226.61	.00
ASSET 723484101 P PINNACLE WEST CAPITAL CORP									
830	660	41159-00076	00000	05/20/10	9.000	378.53	322.26	56.27 S	.00
TOTAL-SHORT					9.000	378.53	322.26	56.27	.00
ASSET 723787107 PIONEER NAT RES CO									
830	660	41159-00077	00000	01/07/11	5.000	502.84	439.45	63.39 S	.00
TOTAL-SHORT					5.000	502.84	439.45	63.39	.00
ASSET 727493108 PLANTRONICS INC NEW									
830	640	41115-00003	00000	03/08/10	31.000	1,097.43	987.01	110.42 S	.00
830	672	41159-00051	00000	09/22/10	13.000	469.55	430.88	38.67 S	.00
TOTAL-SHORT					44.000	1,566.98	1,417.89	149.09	.00
ASSET 73172K104 POLYCOM INC									
830	660	41159-00078	00000	11/16/10	10.000	493.69	349.79	143.90 S	.00
830	660	41262-00004	00000	11/16/10	27.000	889.38	472.21	417.17 S	.00
TOTAL-SHORT					37.000	1,383.07	822.00	561.07	.00
ASSET 741503403 PRICELINE.COM INC									
830	640	41168-00002	00000	03/03/10	1.000	516.00	239.18	276.82 L	.00
830	640	41168-00002	00000	03/11/10	1.000	516.00	240.56	275.44 L	.00
830	640	41203-00002	00000	03/11/10	2.000	1,054.65	481.12	573.53 L	.00
830	640	41297-00002	00000	03/11/10	4.000	1,992.07	962.25	1,029.82 L	.00

TAX CODE	OR-OFF	SERIAL	SEQ	LOT#	ACQUIRED	TRADE	UNITS	PROCEEDS	TAX COST	FEDERAL	STATE
830	672	41159-00053	00000	09/27/07	03/25/11		7.000	576.92	255.42	321.50 L	.00
TOTAL-LONG							22.000	1,548.61	765.35	783.26	.00
ASSET 75025N102 RADIANT SYS INC							92.000	2,290.11	1,609.98	174.03	.00
TOTAL-LONG							92.000	2,290.11	1,609.98	506.10	.00
ASSET 75281A109 RANGE RES CORP							24.000	910.48	810.54	99.94 S	.00
830	660	40985-00003	00000	08/27/10	10/06/10		2.000	72.71	67.54	5.17 S	.00
830	660	40991-00001	00000	08/27/10	10/13/10		3.000	109.06	130.32	21.26-L	.00
830	660	40991-00001	00000	09/05/08	10/13/10		19.000	690.74	935.82	245.08-S	.00
830	660	40991-00001	00000	05/13/10	10/13/10		1.000	36.35	50.22	13.87-S	.00
830	660	40991-00001	00000	02/24/10	10/13/10		16.000	678.11	803.47	125.36-S	.00
830	660	41049-00003	00000	02/24/10	12/10/10		1.000	42.38	51.96	9.58-S	.00
830	660	41049-00003	00000	01/15/10	12/10/10		19.000	867.27	987.24	119.97-L	.00
830	660	41096-00002	00000	01/15/10	01/21/11		20.000	912.92	1,061.08	148.16-L	.00
TOTAL-SHORT							105.000	4,320.02	4,898.19	288.78-	.00
TOTAL-LONG							105.000	4,320.02	4,898.19	289.39-	.00
ASSET 754730109 RAYMOND JAMES FINANCIAL INC							20.000	759.78	341.47	418.31 L	.00
830	690	41159-00039	00000	06/18/04	03/25/11		20.000	759.78	341.47	418.31	.00
TOTAL-LONG							20.000	759.78	341.47	418.31	.00
ASSET 75604L105 REALD INC							27.000	387.28	577.04	189.76-S	.00
830	672	41286-00001	00000	06/10/11	08/01/11		21.000	301.21	626.90	325.69-S	.00
830	672	41286-00001	00000	05/24/11	08/01/11		48.000	688.49	1,203.94	515.45-	.00
TOTAL-SHORT							48.000	688.49	1,203.94	515.45-	.00
ASSET 758075402 REDWOOD TR INC							14.000	222.87	205.18	17.69 L	.00
830	672	41159-00055	00000	06/17/09	03/25/11		14.000	222.87	205.18	17.69 L	.00

TAX CODE	OR-OFF	SERIAL	SEQ	LOT#	ACQUIRED	TRADE	UNITS	PROCEEDS	TAX COST	FEDERAL G/L	STATE G/L	
ASSET 758075402 (CONT'D)												
TOTAL-LONG							14.000	222.87	205.18	17.69		.00
ASSET 758750103 REGAL BELOIT CORP												
830	672	41159-00056	00000	05/26/09	03/25/11		10.000	714.38	377.97	336.41 L	.00	
830	672	41159-00056	00000	05/19/09	03/25/11		3.000	214.32	118.59	95.73 L	.00	
TOTAL-LONG							13.000	928.70	496.56	432.14		.00
ASSET 75886F107 REGENERON PHARMACEUTICALS INC												
830	672	41159-00057	00000	07/28/09	03/25/11		10.000	415.69	214.33	201.36 L	.00	
830	672	41200-00002	00000	07/28/09	05/05/11		13.000	635.62	278.62	357.00 L	.00	
TOTAL-LONG							23.000	1,051.31	492.95	558.36		.00
ASSET 759351604 REINSURANCE GROUP OF AMERICA												
830	690	41159-00040	00000	02/23/09	03/25/11		12.000	749.38	345.50	403.88 L	.00	
TOTAL-LONG							12.000	749.38	345.50	403.88		.00
ASSET 760759100 REPUBLIC SVCS INC												
830	660	41159-00081	00000	12/06/06	03/25/11		13.150	393.18	379.60	13.58 L	.00	
830	660	41159-00081	00000	05/03/06	03/25/11		.850	25.41	24.87	.54 L	.00	
TOTAL-LONG							14.000	418.59	404.47	14.12		.00
ASSET 768573107 RIVERBED TECHNOLOGY INC												
830	672	41159-00058	00000	01/05/10	03/25/11		27.000	1,029.49	324.23	705.26 L	.00	
830	640	41167-00001	00000	03/31/10	04/04/11		38.000	1,287.05	545.83	741.22 L	.00	
830	672	41172-00001	00000	01/05/10	04/07/11		30.000	983.95	360.26	623.69 L	.00	
830	640	41279-00001	00000	03/31/10	07/25/11		40.000	1,259.18	574.56	684.62 L	.00	
TOTAL-LONG							135.000	4,559.67	1,804.88	2,754.79		.00
ASSET 779376102 ROVI CORP												
830	672	41083-00001	00000	02/18/09	01/10/11		22.000	1,336.48	329.36	1,007.12 L	.00	
830	640	41144-00005	00000	01/06/11	03/10/11		21.000	1,138.75	1,353.50	214.75-S	.00	
830	672	41159-00059	00000	02/18/09	03/25/11		13.000	731.63	194.62	537.01 L	.00	
830	672	41159-00059	00000	04/14/09	03/25/11		22.000	1,238.13	418.04	820.09 L	.00	
830	672	41292-00001	00000	04/14/09	08/05/11		2.000	95.63	38.00	57.63 L	.00	

TAX CODE	OR-OFF	SERIAL	SEQ	LOT#	ACQUIRED	TRADE	UNITS	PROCEEDS	TAX COST	FEDERAL G/L	STATE G/L	
ASSET 779376102 (CONT'D)							80.000	4,540.62	2,333.52	214.75-	.00	
TOTAL-SHORT											2,421.85	.00
TOTAL-LONG												.00
ASSET 779556109 T ROWE PRICE MID CAP GROWTH INC FD #64												
831	000	40971-00004	00000	05/11/10	09/27/10		94.340	5,000.00	4,917.00	83.00	.00	
831	000	41062-00004	00000	05/11/10	12/27/10		85.295	5,000.00	4,445.57	554.43	.00	
831	000	41154-00003	00000	05/11/10	03/24/11		160.179	10,000.00	8,348.53	1,651.47	.00	
TOTAL-SHORT							339.814	20,000.00	17,711.10	2,288.90	.00	
TOTAL-LONG												.00
ASSET 779919109 T ROWE PRICE REAL ESTATE FUND FD #122												
831	000	40971-00005	00000	09/02/09	09/27/10		304.692	5,000.00	3,400.36	1,599.64	.00	
831	000	41062-00005	00000	09/02/09	12/27/10		114.811	2,000.00	1,281.29	718.71	.00	
TOTAL-SHORT							419.503	7,000.00	4,681.65	2,318.35	.00	
TOTAL-LONG												.00
ASSET 783549108 RYDER SYSTEM INC												
830	660	41159-00082	00000	08/07/09	03/25/11		8.000	394.39	307.26	87.13	.00	
830	660	41292-00005	00000	08/07/09	08/05/11		24.000	1,156.68	921.79	234.89	.00	
TOTAL-SHORT							32.000	1,551.07	1,229.05	322.02	.00	
TOTAL-LONG												.00
ASSET 78388J106 SBA COMMUNICATIONS CORP (IPO)												
830	690	41159-00041	00000	03/05/09	03/25/11		10.000	384.99	201.75	183.24	.00	
TOTAL-SHORT							10.000	384.99	201.75	183.24	.00	
TOTAL-LONG												.00
ASSET 78442P106 SLM CORP												
830	660	41159-00083	00000	10/14/09	03/25/11		46.000	680.32	415.24	265.08	.00	
TOTAL-SHORT							46.000	680.32	415.24	265.08	.00	
TOTAL-LONG												.00
ASSET 78464R105 SRA INTERNATIONAL INC												
MERGED 7/20/2011 @ \$31.25 P/S												
830	690	41159-00042	00000	04/11/08	03/25/11		18.000	502.01	456.95	45.06	.00	
830	690	41178-00003	00000	04/11/08	04/13/11		57.000	1,766.81	1,447.02	319.79	.00	
TOTAL-SHORT							75.000	2,268.82	1,903.97	464.85	45.06	.00
TOTAL-LONG												.00

TAX CODE	OR-OFF SERIAL	SEQ LOT#	ACQUIRED	TRADE	UNITS	PROCEEDS	TAX COST	FEDERAL G/L	STATE G/L
ASSET	78464R105	(CONT'D)			75.000	2,268.82	1,903.97	364.85	.00
TOTAL-LONG									
ASSET	790849103	ST JUDE MEDICAL INC			28.000	1,142.78	1,440.61	297.83-S	.00
830	640	41305-00001	00000	03/29/11	08/18/11				
TOTAL-SHORT									
ASSET	795435106	SALIX PHARMACEUTICALS LTD			13.000	441.47	425.96	15.51 S	.00
830	672	41159-00060	00000	02/25/11	03/25/11				
TOTAL-SHORT									
ASSET	80589M102	SCANA CORP W/I			17.000	664.85	592.53	72.32 L	.00
830	660	41159-00084	00000	10/14/09	03/25/11				
TOTAL-LONG									
ASSET	806857108	SCHLUMBERGER LTD			13.000	1,197.06	1,269.21	72.15-L	.00
830	610	41131-00002	00000	08/27/08	02/25/11				
TOTAL-LONG									
ASSET	810186106	THE SCOTTS MIRACLE-GRO COMPANY			14.000	817.72	463.61	354.11 L	.00
830	690	41159-00043	00000	06/18/04	03/25/11				
TOTAL-LONG									
ASSET	811065101	SCRIPPS NETWORKS INTERAC			14.000	817.72	463.61	354.11	.00
830	660	41159-00085	00000	03/24/11	03/25/11				
830	640	41216-00001	00000	12/27/10	05/23/11				
TOTAL-SHORT									
ASSET	812578102	SEATTLE GENETICS INC / WA			24.000	353.03	276.38	76.65 L	.00
830	672	41159-00062	00000	08/12/09	03/25/11				

TAX CODE	OR-OFF SERIAL	SEQ LOT#	ACQUIRED	TRADE	UNITS	PROCEEDS	TAX COST	FEDERAL G/L	STATE G/L
ASSET 812578102 (CONT'D)									
TOTAL-LONG					24.000	353.03	276.38	76.65	.00
ASSET 816851109 SEMBRA ENERGY									
830	660	41159-00086	00000	06/30/10 03/25/11	6.000	314.39	283.85	30.54 S	.00
TOTAL-SHORT					6.000	314.39	283.85	30.54	.00
ASSET 824348106 SHERWIN-WILLIAMS CO									
830	660	41002-00007	00000	04/28/10 10/26/10	20.000	1,433.76	1,591.92	158.16-S	.00
TOTAL-SHORT					20.000	1,433.76	1,591.92	158.16-	.00
ASSET 82966C103 SIRONA DENTAL SYSTEMS INC									
830	672	41159-00063	00000	10/14/10 03/25/11	1.000	49.69	36.89	12.80 S	.00
TOTAL-SHORT					1.000	49.69	36.89	12.80	.00
ASSET 830566105 SKECHERS U S A INC									
CL A									
830	640	41006-00002	00000	08/03/10 10/28/10	29.000	563.27	1,003.17	439.90-S	.00
TOTAL-SHORT					29.000	563.27	1,003.17	439.90-	.00
ASSET 832696405 JM SMUCKER CO/THE-NEW COM W I									
830	660	41159-00087	00000	04/21/09 03/25/11	14.000	1,010.50	543.75	466.75 L	.00
TOTAL-LONG					14.000	1,010.50	543.75	466.75	.00
ASSET 833034101 SNAP ON INC									
830	690	41159-00044	00000	06/18/04 03/25/11	10.000	594.28	333.30	260.98 L	.00
TOTAL-LONG					10.000	594.28	333.30	260.98	.00
ASSET 835451105 SONIC CORP									
830	690	41007-00001	00000	05/28/10 10/29/10	2.000	17.65	21.20	3.55-S	.00
830	690	41007-00001	00000	06/18/04 10/29/10	51.000	450.18	765.00	314.82-L	.00
830	690	41007-00001	00000	03/01/07 10/29/10	30.000	264.81	648.62	383.81-L	.00

REPORT: TMS-TX-23
 BANK 21 PNC BANK (21)
 REGION 80 KENTUCKY
 OFFICE 001 C & E

ACCOUNT 5754008 J E LIPSCOMB JR TUW CHAR
 FROM: 09/01/10 TO: 08/31/11

PAGE: 50
 RUN DATE: 01/10/12

TAX CODE	OR-OFF SERIAL	SEQ LOT#	ACQUIRED	TRADE	DATES	UNITS	PROCEEDS	TAX COST	FEDERAL G/L	STATE G/L
ASSET 855707105 (CONT'D)						16.000	281.43	542.44	261.01-	.00
TOTAL-LONG										
ASSET 858119100 STEEL DYNAMICS INC						65.000	1,106.60	1,031.50	75.10 S	.00
830	660	41050-00002	00000	11/12/10	12/13/10	25.000	425.62	421.45	4.17 S	.00
830	660	41050-00002	00000	02/22/10	12/13/10	57.000	1,061.26	960.92	100.34 S	.00
830	660	41089-00005	00000	02/22/10	01/13/11					
TOTAL-SHORT						147.000	2,593.48	2,413.87	179.61	.00
ASSET 859737207 STERLITE INDUSTRIES INDI ADS						77.000	992.07	898.96	93.11 L	.00
ADT ISIN US8597372072										
SEDOL B1YX3C8										
830	640	40945-00004	00000	07/17/09	08/30/10	77.000	992.07	898.96	93.11	.00
TOTAL-LONG										
ASSET 864596101 SUCCESSFACTORS INC						15.000	577.93	322.22	255.71 S	.00
830	672	41159-00065	00000	06/10/10	03/25/11	11.000	324.35	236.29	88.06 L	.00
830	672	41251-00002	00000	06/10/10	06/27/11					
TOTAL-SHORT						26.000	902.28	558.51	255.71	.00
TOTAL-LONG									88.06	.00
ASSET 867914103 SUNTRUST BANKS INC						26.000	752.16	394.37	357.79 L	.00
830	660	41159-00089	00000	06/02/09	03/25/11	26.000	752.16	394.37	357.79	.00
TOTAL-LONG										
ASSET 870738101 SWIFT ENERGY CO						14.000	592.32	305.20	287.12 L	.00
830	690	41159-00047	00000	06/18/04	03/25/11	14.000	592.32	305.20	287.12	.00
TOTAL-LONG										
ASSET 871829107 SYSCO CORP						30.000	837.07	1,086.60	249.53-L	.00
830	610	41132-00002	00000	12/10/04	02/28/11					

TAX CODE	OR-OFF SERIAL	SEQ LOT#	ACQUIRED	TRADE	UNITS	PROCEEDS	TAX COST	FEDERAL G/L	STATE G/L
	ASSET 871829107	(CONT'D)			30.000	837.07	1,086.60	249.53-	.00
	TOTAL-LONG								
	ASSET 87264S106	TRW AUTOMOTIVE HOLDINGS CORP			11.000	597.61	341.76	255.85 S	.00
830	660	41159-00090	00000	04/07/10	03/25/11				
	TOTAL-SHORT								
	ASSET 87424N104	TALEO CORP CLASS A			37.000	823.53	947.69	124.16-L	.00
830	640	41306-00004	00000	03/09/10	08/19/11				
	TOTAL-LONG								
	ASSET 875465106	TANGER FACTORY OUTLET			14.000	353.35	346.00	7.35 S	.00
830	660	41159-00091	00000	12/14/10	03/25/11				
	TOTAL-SHORT								
	ASSET 878742204	TECK RESOURCES LTD CL B			14.000	353.35	346.00	7.35	.00
	ISIN CA8787422044 SEDOL 2124533								
830	640	41136-00001	00000	10/04/10	03/02/11				
	TOTAL-SHORT								
	ASSET 879360105	TELEDYNE TECHNOLOGIES INC			37.000	2,014.27	1,527.05	487.22 S	.00
830	690	41159-00048	00000	10/30/08	03/25/11				
830	690	41159-00048	00000	04/26/07	03/25/11				
	TOTAL-LONG								
	ASSET 879868107	TEMPLE-INLAND INC			12.000	611.50	531.17	80.33	.00
830	660	41159-00092	00000	09/16/10	03/25/11				
830	660	41231-00002	00000	09/16/10	06/07/11				
830	660	41234-00001	00000	09/16/10	06/08/11				
830	660	41235-00001	00000	09/16/10	06/09/11				
830	660	41236-00005	00000	09/16/10	06/10/11				
830	660	41237-00002	00000	09/16/10	06/13/11				
830	660	41238-00003	00000	09/16/10	06/14/11				
830	660	41241-00001	00000	09/16/10	06/15/11				
830	660	41242-00001	00000	09/16/10	06/16/11				
830	660	41243-00005	00000	09/16/10	06/17/11				
	TOTAL-LONG								
	ASSET 879868107	TEMPLE-INLAND INC			17.000	381.98	332.24	49.74 S	.00
830	660	41159-00092	00000	09/16/10	03/25/11				
830	660	41231-00002	00000	09/16/10	06/07/11				
830	660	41234-00001	00000	09/16/10	06/08/11				
830	660	41235-00001	00000	09/16/10	06/09/11				
830	660	41236-00005	00000	09/16/10	06/10/11				
830	660	41237-00002	00000	09/16/10	06/13/11				
830	660	41238-00003	00000	09/16/10	06/14/11				
830	660	41241-00001	00000	09/16/10	06/15/11				
830	660	41242-00001	00000	09/16/10	06/16/11				
830	660	41243-00005	00000	09/16/10	06/17/11				
	TOTAL-LONG								
	ASSET 879868107	TEMPLE-INLAND INC			17.000	381.98	332.24	49.74 S	.00
830	660	41159-00092	00000	09/16/10	03/25/11				
830	660	41231-00002	00000	09/16/10	06/07/11				
830	660	41234-00001	00000	09/16/10	06/08/11				
830	660	41235-00001	00000	09/16/10	06/09/11				
830	660	41236-00005	00000	09/16/10	06/10/11				
830	660	41237-00002	00000	09/16/10	06/13/11				
830	660	41238-00003	00000	09/16/10	06/14/11				
830	660	41241-00001	00000	09/16/10	06/15/11				
830	660	41242-00001	00000	09/16/10	06/16/11				
830	660	41243-00005	00000	09/16/10	06/17/11				
	TOTAL-LONG								
	ASSET 879868107	TEMPLE-INLAND INC			17.000	381.98	332.24	49.74 S	.00
830	660	41159-00092	00000	09/16/10	03/25/11				
830	660	41231-00002	00000	09/16/10	06/07/11				
830	660	41234-00001	00000	09/16/10	06/08/11				
830	660	41235-00001	00000	09/16/10	06/09/11				
830	660	41236-00005	00000	09/16/10	06/10/11				
830	660	41237-00002	00000	09/16/10	06/13/11				
830	660	41238-00003	00000	09/16/10	06/14/11				
830	660	41241-00001	00000	09/16/10	06/15/11				
830	660	41242-00001	00000	09/16/10	06/16/11				
830	660	41243-00005	00000	09/16/10	06/17/11				
	TOTAL-LONG								
	ASSET 879868107	TEMPLE-INLAND INC			17.000	381.98	332.24	49.74 S	.00
830	660	41159-00092	00000	09/16/10	03/25/11				
830	660	41231-00002	00000	09/16/10	06/07/11				
830	660	41234-00001	00000	09/16/10	06/08/11				
830	660	41235-00001	00000	09/16/10	06/09/11				
830	660	41236-00005	00000	09/16/10	06/10/11				
830	660	41237-00002	00000	09/16/10	06/13/11				
830	660	41238-00003	00000	09/16/10	06/14/11				
830	660	41241-00001	00000	09/16/10	06/15/11				
830	660	41242-00001	00000	09/16/10	06/16/11				
830	660	41243-00005	00000	09/16/10	06/17/11				
	TOTAL-LONG								
	ASSET 879868107	TEMPLE-INLAND INC			17.000	381.98	332.24	49.74 S	.00
830	660	41159-00092	00000	09/16/10	03/25/11				
830	660	41231-00002	00000	09/16/10	06/07/11				
830	660	41234-00001	00000	09/16/10	06/08/11				
830	660	41235-00001	00000	09/16/10	06/09/11				
830	660	41236-00005	00000	09/16/10	06/10/11				
830	660	41237-00002	00000	09/16/10	06/13/11				
830	660	41238-00003	00000	09/16/10	06/14/11				
830	660	41241-00001	00000	09/16/10	06/15/11				
830	660	41242-00001	00000	09/16/10	06/16/11				
830	660	41243-00005	00000	09/16/10	06/17/11				
	TOTAL-LONG								
	ASSET 879868107	TEMPLE-INLAND INC			17.000	381.98	332.24	49.74 S	.00
830	660	41159-00092	00000	09/16/10	03/25/11				
830	660	41231-00002	00000	09/16/10	06/07/11				
830	660	41234-00001	00000	09/16/10	06/08/11				
830	660	41235-00001	00000	09/16/10	06/09/11				
830	660	41236-00005	00000	09/16/10	06/10/11				
830	660	41237-00002	00000	09/16/10	06/13/11				
830	660	41238-00003	00000	09/16/10	06/14/11				
830	660	41241-00001	00000	09/16/10	06/15/11				
830	660	41242-00001	00000	09/16/10	06/16/11				
830	660	41243-00005	00000	09/16/10	06/17/11				
	TOTAL-LONG								
	ASSET 879868107	TEMPLE-INLAND INC			17.000	381.98	332.24	49.74 S	.00
830	660	41159-00092	00000	09/16/10	03/25/11				
830	660	41231-00002	00000	09/16/10	06/07/11				
830	660	41234-00001	00000	09/16/10	06/08/11				
830	660	41235-00001	00000	09/16/10	06/09/11				
830	660	41236-00005	00000	09/16/10	06/10/11				
830	660	41237-00002	00000	09/16/10	06/13/11				
830	660	41238-00003	00000	09/16/10	06/14/11				
830	660	41241-00001	00000	09/16/10	06/15/11				
830	660	41242-00001	00000	09/16/10	06/16/11				
830	660	41243-00005	00000	09/16/10	06/17/11				
	TOTAL-LONG								
	ASSET 879868107	TEMPLE-INLAND INC			17.000	381.98	332.24	49.74 S	.00
830	660	41159-00092	00000	09/16/10	03/25/11				
830	660	41231-00002	00000	09/16/10	06/07/11				
830	660	41234-00001	00000	09/16/10	06/08/11				
830	660	41235-00001	00000	09/16/10	06/09/11				
830	660	41236-00005	00000	09/16/10	06/10/11				
830	660	41237-00002	00000	09/16/10	06/13/11				
830	660	41238-00003	00000	09/16/10	06/14/11				
830	660	41241-00001	00000	09/16/10	06/15/11				
830	660	41242-00001	00000	09/16/10	06/16/11				
830	660	41243-00005	00000	09/16/10	06/17/11				

TAX CODE	OR-OFF SERIAL	SEQ LOT#	DATES ACQUIRED	TRADE	UNITS	PROCEEDS	TAX COST	FEDERAL G/L	STATE G/L
	TOTAL-SHORT				76.000	2,108.60	1,485.29	623.31	.00
ASSET 880349105	TENNECO INC								
830	672	41159-00066	00000	05/25/10 03/25/11	21.000	879.67	429.51	450.16 S	.00
830	672	41290-00002	00000	05/25/10 08/03/11	10.000	382.98	204.53	178.45 L	.00
	TOTAL-SHORT				31.000	1,262.65	634.04	450.16	.00
	TOTAL-LONG							178.45	.00
ASSET 880770102	TERADYNE INCORPORATED								
830	660	40952-00003	00000	08/05/09 09/03/10	146.000	1,449.20	1,202.10	247.10 L	.00
830	672	41159-00067	00000	07/14/09 03/25/11	34.000	620.82	233.71	387.11 L	.00
	TOTAL-LONG				180.000	2,070.02	1,435.81	634.21	.00
ASSET 883203101	TEXTRON INC								
830	660	41159-00093	00000	10/28/10 03/25/11	6.000	163.85	124.38	39.47 S	.00
	TOTAL-SHORT				6.000	163.85	124.38	39.47	.00
ASSET 884768102	THOMPSON CREEK METALS CO INC								
	ISIN CA8847681027 SEDOL B07T4P2								
830	660	41159-00094	00000	12/15/10 03/25/11	26.000	326.55	352.13	25.58-S	.00
830	660	41299-00003	00000	12/15/10 08/12/11	95.000	751.72	1,286.62	534.90-S	.00
	TOTAL-SHORT				121.000	1,078.27	1,638.75	560.48-	.00
ASSET 885175307	THORATEC CORP								
830	672	41159-00068	00000	01/02/08 03/25/11	5.000	125.35	91.26	34.09 L	.00
830	672	41159-00068	00000	09/26/07 03/25/11	18.000	451.24	378.11	73.13 L	.00
	TOTAL-LONG				23.000	576.59	469.37	107.22	.00
ASSET 88632Q103	TIBCO SOFTWARE INC								
830	672	41159-00069	00000	12/28/07 03/25/11	101.000	2,693.63	812.11	1,881.52 L	.00
830	672	41160-00002	00000	12/28/07 03/28/11	25.000	645.57	201.02	444.55 L	.00
830	672	41264-00001	00000	12/28/07 07/08/11	24.000	736.09	192.98	543.11 L	.00

TAX CODE	OR-OFF SERIAL	SEQ LOT#	ACQUIRED	TRADE	UNITS	PROCEEDS	TAX COST	FEDERAL G/L	STATE G/L
	ASSET 88632Q103	(CONT'D)			150.000	4,075.29	1,206.11	2,869.18	.00
	TOTAL-LONG								
	ASSET 88706P205	TIM PARTICIPACOE SA							
833	640	41292-00001	00000	06/17/11	.073	1.88	2.05	.17-S	.00
	TOTAL-SHORT				.073	1.88	2.05	.17-	.00
	ASSET 887389104	TIMKEN CO			18.000	917.62	509.54	408.08 L	.00
830	690	41159-00049	00000	10/10/05	18.000	917.62	509.54	408.08	.00
	TOTAL-LONG								
	ASSET 888339207	TITANIUM METALS CORP			32.000	579.50	385.67	193.83 L	.00
830	672	41159-00070	00000	02/23/10	32.000	579.50	385.67	193.83	.00
	TOTAL-LONG								
	ASSET 891092108	TORO CO			22.000	1,364.01	855.36	508.65 L	.00
830	690	41083-00001	00000	05/23/08	18.000	1,117.74	699.85	417.89 L	.00
830	690	41084-00002	00000	05/23/08	7.000	435.15	272.16	162.99 L	.00
830	690	41088-00001	00000	05/23/08	47.000	2,916.90	1,827.37	1,089.53	.00
	TOTAL-LONG								
	ASSET 896239100	TRIMBLE NAVIGATION LTD			43.000	1,877.80	1,472.85	404.95 L	.00
830	640	41200-00006	00000	05/20/08	43.000	1,877.80	1,472.85	404.95	.00
	TOTAL-LONG								
	ASSET 896818101	TRIUMPH GROUP INC NEW			11.000	996.47	709.50	286.97 S	.00
830	672	41159-00071	00000	06/10/10	11.000	996.47	709.50	286.97	.00
	TOTAL-SHORT								
	ASSET 898402102	TRUSTMARK CORP			18.000	408.41	298.23	110.18 L	.00
830	690	41159-00050	00000	11/21/08	18.000	408.41	298.23	110.18 L	.00

REPORT: TMS-TX-23
 BANK 21 PNC BANK (21)
 REGION 80 KENTUCKY
 OFFICE 001 C & E

ACCOUNT 5754008 J E LYSCOMB JR TUV CHAR
 FROM: 09/01/10 TO: 08/31/11

GAIN/LOSS FEDERAL REPORT INTERNAL USE ONLY

PAGE: 54
 RUN DATE: 01/10/12

TAX CODE	OR-OFF SERIAL	SEQ LOT#	DATES ACQUIRED	TRADE	UNITS	PROCEEDS	TAX COST	FEDERAL G/L	STATE G/L
	ASSET 898402102				18.000	408.41	298.23	110.18	.00
	TOTAL-LONG								
	ASSET 902786108	UMB FINL CORP			6.000	227.39	275.98	48.59-L	.00
830	672	41159-00072	00000 05/12/09	03/25/11	6.000	227.39	275.98	48.59-	.00
	TOTAL-LONG								
	ASSET 903236107	URS CORP NEW			12.000	559.06	486.41	72.65 L	.00
830	690	41159-00051	00000 01/17/06	03/25/11	12.000	559.06	486.41	72.65	.00
	TOTAL-LONG								
	ASSET 909907107	UNITED BANKSHARES INC W VIRGINIA			14.000	372.67	336.30	36.37 S	.00
830	690	41159-00052	00000 09/29/10	03/25/11	2.000	53.24	48.50	4.74 S	.00
830	690	41159-00052	00000 09/28/10	03/25/11	16.000	425.91	384.80	41.11	.00
	TOTAL-SHORT								
	ASSET 910331107	UNITED FIRE & CASUALTY CO			12.000	230.51	232.67	2.16-L	.00
830	690	41159-00053	00000 02/19/09	03/25/11	12.000	230.51	232.67	2.16-	.00
	TOTAL-LONG								
	ASSET 913017109	UNITED TECHNOLOGIES CORP			7.000	504.05	512.83	8.78-L	.00
830	640	40981-00003	00000 01/28/08	10/05/10	22.000	1,584.16	1,617.86	33.70-L	.00
830	640	40981-00003	00000 01/31/08	10/05/10	2.000	149.82	125.55	24.27 L	.00
830	636	41291-00005	00000 01/10/07	08/04/11	31.000	2,238.03	2,256.24	18.21-	.00
	TOTAL-LONG								
	ASSET 91307C102	UNITED THERAPEUTICS CORP DEL			21.000	1,168.68	1,190.86	22.18-S	.00
830	640	41237-00004	00000 09/30/10	06/13/11	21.000	1,168.68	1,190.86	22.18-	.00
	TOTAL-SHORT								
	ASSET 91324P102	UNITEDHEALTH GROUP INC			4.000	169.40	198.64	29.24-L	.00
830	636	41118-00003	00000 10/05/06	02/14/11	4.000	169.40	198.64	29.24-L	.00

REPORT: TMS-TX-23
 BANK 21 PNC BANK (21)
 REGION 80 KENTUCKY
 OFFICE 001 C & E

ACCOUNT 5754008 J E L SCOMB JR TUW CHAR

GAIN/LOSS FEDERAL REPORT INTERNAL USE ONLY
 FROM: 09/01/10 TO: 08/31/11

PAGE: 55
 RUN DATE: 01/10/12

TAX CODE	OR-OFF SERIAL	SEQ LOT#	ACQUIRED	TRADE	DATES	UNITS	PROCEEDS	TAX COST	FEDERAL G/L	STATE G/L
ASSET	91324P102	(CONT'D)				4.000	169.40	198.64	29.24-	.00
	TOTAL-LONG									
ASSET	913483103	UNIVERSAL ELECTRONICS				23.000	680.09	523.26	156.83 L	.00
830	672	41159-00073	00000	02/27/08	03/25/11	23.000	680.09	523.26	156.83	.00
	TOTAL-LONG									
ASSET	91529Y106	UNUM GROUP				15.000	389.09	355.63	33.46 S	.00
830	660	41159-00095	00000	12/16/10	03/25/11	15.000	389.09	355.63	33.46	.00
	TOTAL-SHORT									
ASSET	917047102	URBAN OUTFITTERS INC				48.000	1,796.67	1,506.15	290.52 S	.00
830	660	41116-00004	00000	10/08/10	02/10/11	48.000	1,796.67	1,506.15	290.52	.00
	TOTAL-SHORT									
ASSET	91911K102	VALEANT PHARMACEUTICALS INTE				27.000	1,091.03	1,425.04	334.01-S	.00
830	640	41299-00001	00000	06/10/11	08/12/11	27.000	1,091.03	1,425.04	334.01-	.00
	TOTAL-SHORT									
ASSET	920355104	VALSPAR CORP				20.000	772.58	485.20	287.38 L	.00
830	690	41159-00054	00000	06/18/04	03/25/11	20.000	772.58	485.20	287.38	.00
	TOTAL-LONG									
ASSET	921937868	VANGUARD TOTAL BOND MARKET				15,378.676	15,000.00	13,704.04	1,295.96 L	.00
831	000	40971-00006	00000	09/23/08	09/27/10	1,378.676	15,000.00	13,704.04	1,295.96 L	.00
831	000	41248-00008	00000	09/23/08	06/24/11	7,332.179	79,187.53	72,881.86	6,305.67 L	.00
831	000	41248-00008	00000	02/19/08	06/24/11	6,556.710	70,812.47	66,353.91	4,458.56 L	.00
	TOTAL-LONG									
ASSET	92220P105	VARIAN MEDICAL SYSTEMS INC				21.000	1,422.69	615.65	807.04 L	.00
830	640	41111-00002	00000	03/03/09	02/07/11	21.000	1,422.69	615.65	807.04 L	.00

TAX CODE	OR-OFF	SERIAL	SEQ LOT#	ACQUIRED	TRADE	DATES	UNITS	PROCEEDS	TAX COST	FEDERAL G/L	STATE G/L	
ASSET 92220P105							TOTAL-LONG	21.000	1,422.69	615.65	807.04	.00
ASSET 922207105 VARIAN SEMICONDUCTOR EQUIP W/I												
MERGED 11/10/11 @ \$63.00 P/S												
830	672	41159-00074	00000	01/12/09	03/25/11		28.000	1,355.17	555.24	799.93 L	.00	
830	672	41206-00001	00000	01/12/09	05/11/11		57.000	3,486.05	1,130.30	2,355.75 L	.00	
TOTAL-LONG							85.000	4,841.22	1,685.54	3,155.68	.00	
ASSET 922417100 VEECO INSTRUMENTS INC DEL												
830	672	41159-00075	00000	02/01/10	03/25/11		10.000	514.19	328.80	185.39 L	.00	
830	640	41263-00003	00000	05/07/10	07/07/11		25.000	1,134.27	1,141.51	7.24-L	.00	
TOTAL-LONG							35.000	1,648.46	1,470.31	178.15	.00	
ASSET 92276F100 VENTAS INC												
830	660	41159-00096	00000	07/06/10	03/25/11		12.000	620.50	565.29	55.21 S	.00	
TOTAL-SHORT							12.000	620.50	565.29	55.21	.00	
ASSET 92343V104 VERIZON COMMUNICATIONS INC												
830	636	41082-00006	00000	05/21/10	01/07/11		25.000	888.95	648.99	239.96 S	.00	
830	636	41082-00006	00000	03/16/07	01/07/11		40.000	1,422.33	1,350.68	71.65 L	.00	
TOTAL-SHORT							65.000	2,311.28	1,999.67	311.61	.00	
TOTAL-LONG							65.000	2,311.28	1,999.67	311.61	.00	
ASSET 92846N104 VITAL IMAGES INC												
MERGED 06/16/11 @ \$18.75 P/S												
830	672	41159-00076	00000	02/21/07	03/25/11		9.000	120.32	305.05	184.73-L	.00	
830	672	41193-00001	00000	02/21/07	04/28/11		26.000	484.71	881.25	396.54-L	.00	
TOTAL-LONG							35.000	605.03	1,186.30	581.27-	.00	
ASSET 92849E101 VITAMIN SHOPPE INC												
830	672	41159-00077	00000	10/29/09	03/25/11		20.000	670.98	378.25	292.73 L	.00	

TAX CODE	OR-OFF	SERIAL	SEQ LOT#	ACQUIRED	TRADE	DATES	UNITS	PROCEEDS	TAX COST	FEDERAL G/L	STATE G/L
	ASSET	92849E101	(CONT'D)								
			TOTAL-LONG				20.000	670.98	378.25	292.73	.00
830	ASSET	92924F106	WGL HLDGS INC				16.000	613.42	454.98	158.44 L	.00
		690	41159-00055	00000	10/22/08	03/25/11	16.000	613.42	454.98	158.44	.00
			TOTAL-LONG				10.000	607.18	347.61	259.57 S	.00
830	ASSET	92927K102	WABCO HOLDINGS INC				10.000	607.18	347.61	259.57	.00
		672	41159-00078	00000	06/22/10	03/25/11	10.000	607.18	347.61	259.57	.00
			TOTAL-SHORT				4.000	1,599.99	2,050.36	450.37-	.00
830	ASSET	939640108	WASHINGTON POST CO				2.000	800.00	1,000.15	200.15-S	.00
		660	41048-00002	00000	05/05/10	12/09/10	2.000	799.99	1,050.21	250.22-S	.00
830	ASSET	941053100	WASTE CONNECTIONS INC				20.000	576.18	302.22	273.96 L	.00
		672	41027-00001	00000	12/17/04	11/23/10	20.000	576.18	302.22	273.96 L	.00
830	ASSET	941290-00003	WATERS CORP				20.500	589.12	309.78	279.34	.00
		640	41159-00079	00000	12/17/04	03/25/11	20.500	589.12	309.78	279.34	.00
			TOTAL-LONG				29.000	2,252.21	1,686.79	565.42 L	.00
830	ASSET	941848103	WATERS CORP				17.000	1,384.49	1,525.50	141.01-S	.00
		640	41102-00003	00000	10/01/08	01/27/11	17.000	1,384.49	1,525.50	141.01-S	.00
830	ASSET	942622200	WATSCO INC				46.000	3,636.70	3,212.29	141.01-	.00
		690	41047-00005	00000	06/18/04	12/08/10	46.000	3,636.70	3,212.29	565.42	.00
			TOTAL-LONG				29.000	1,794.60	788.80	1,005.80 L	.00
830	ASSET	98310W108	WYNDHAM WORLDWIDE CORP - W/I				29.000	1,794.60	788.80	1,005.80	.00
		660	41159-00097	00000	12/09/10	03/25/11	29.000	1,794.60	788.80	1,005.80	.00
830	ASSET	98310W108	WYNDHAM WORLDWIDE CORP - W/I				42.000	1,101.90	1,272.60	170.70-S	.00
		660	41293-00003	00000	12/09/10	08/08/11	42.000	1,101.90	1,272.60	170.70-S	.00

SUMMARY OF INVESTMENTS

AS OF 08/31/11

ACCOUNT
21-80-501-5754008

PAGE 1

J E LIPSCOMB JR TUW CHAR

	CARRYING VALUE	TAX COST	MARKET VALUE	% OF MARKET	ESTIMATED INCOME	YIELD AT MARKET
PRINCIPAL CASH						
CASH EQUIVALENTS	49,815.87	49,815.87	49,815.87	1.379	26.90	.054
FIXED INCOME MUTUAL FUNDS - FIXED	1,212,104.49	1,217,353.23	1,294,961.87	35.836	44,722.67	3.454
EQUITIES						
COMMON STOCK	630,273.16	664,604.34	742,583.88	20.550	12,714.80	1.712
MUTUAL FUNDS - EQUITY	1,316,150.88	1,353,186.41	1,525,696.19	42.221	19,793.74	1.297
LIMITED PARTNERSHIPS	515.34	515.34	510.35	.014	42.48	8.324
TOTAL EQUITIES	1,946,939.38	2,018,306.09	2,268,790.42	62.785	32,551.02	1.435
TOTAL PRINCIPAL ASSETS	3,208,859.74	3,285,475.19	3,613,568.16	100.000	77,300.59	2.139
CASH EQUIVALENTS	10,338.77	10,338.77	10,338.77	59.091	5.58	.054
FIXED INCOME MUTUAL FUNDS - FIXED	3,343.16	3,343.16	3,575.29	20.435	113.75	3.182
EQUITIES MUTUAL FUNDS - EQUITY	4,051.19	4,051.19	3,582.26	20.474	49.75	1.389
ACCOUNT TOTAL	3,226,592.86	3,303,208.31	3,631,064.48		77,469.67	2.134



STATEMENT OF INVESTMENTS

AS OF 08/31/11

ACCOUNT
21-80-501-5754008

J E LIPSCOMB JR TUN CHAR

PAR VALUE /SHARES	INVESTMENT DESCRIPTION	CARRYING VALUE	TAX COST	MARKET VALUE	% OF MARKET	ESTIMATED INCOME	YIELD AT MARKET	MARKET UNIT PRICE
CASH EQUIVALENTS								
4,011.800	BLACKROCK LIQUIDITY FUNDS TEMPFUND ADMINISTRATION SHARES #H1 ACCOUNT 21-80-690-5754008	4,011.80	4,011.80	4,011.80	.110	2.17	.054	1.000
5,888.400	BLACKROCK LIQUIDITY FUNDS TEMPFUND ADMINISTRATION SHARES #H1 ACCOUNT 21-80-660-5754008	5,888.40	5,888.40	5,888.40	.162	3.18	.054	1.000
3,911.360	BLACKROCK LIQUIDITY FUNDS TEMPFUND ADMINISTRATION SHARES #H1 ACCOUNT 21-80-672-5754008	3,911.36	3,911.36	3,911.36	.108	2.11	.054	1.000
6,021.620	BLACKROCK LIQUIDITY FUNDS TEMPFUND ADMINISTRATION SHARES #H1 ACCOUNT 21-80-640-5754008	6,021.62	6,021.62	6,021.62	.166	3.25	.054	1.000
433.070	BLACKROCK LIQUIDITY FUNDS TEMPFUND ADMINISTRATION SHARES #H1 ACCOUNT 21-80-636-5754008	433.07	433.07	433.07	.012	.23	.053	1.000
1,484.020	BLACKROCK LIQUIDITY FUNDS TEMPFUND ADMINISTRATION SHARES #H1 ACCOUNT 21-80-610-5754008	1,484.02	1,484.02	1,484.02	.041	.80	.054	1.000



STATEMENT OF INVESTMENTS

AS OF 08/31/11

ACCOUNT
21-80-501-5754008

J E LIPSCOMB JR TUW CHAR

PAGE 3

PAR VALUE /SHARES	INVESTMENT DESCRIPTION	CARRYING VALUE	TAX COST	MARKET VALUE	% OF MARKET	ESTIMATED INCOME	YIELD AT MARKET	MARKET UNIT PRICE
10,338.770	BLACKROCK LIQUIDITY FUNDS TEMPFUND ADMINISTRATION SHARES #H1 (INCOME INVESTMENT) ACCOUNT 21-80-001-5754008	10,338.77	10,338.77	10,338.77	.285	5.58	.054	1.000
28,065.600	BLACKROCK LIQUIDITY FUNDS TEMPFUND ADMINISTRATION SHARES #H1 ACCOUNT 21-80-001-5754008	28,065.60	28,065.60	28,065.60	.773	15.16	.054	1.000
	TOTAL CASH EQUIVALENTS	<u>60,154.64</u>	<u>60,154.64</u>	<u>60,154.64</u>	<u>1.657</u>	<u>32.48</u>	<u>.054</u>	
	COMMON STOCK							
45.000	OMNIVISION TECHNOLOGIES INC	1,028.54	1,028.54	828.00	.023			18.400
22.000	OPTIONSXPRESS HOLDINGS INC MERGED 9/02/2011 SEE 808513105	352.29	352.29	277.20	.008	7.04	2.540	12.600
18.000	MICROCHIP TECHNOLOGY INC	640.35	640.35	590.58	.016	25.06	4.243	32.810
11.000	PRUDENTIAL FINANCIAL, INC.	1,006.68	1,006.68	552.31	.015	15.95	2.888	50.210
34.000	MOODY'S CORP	1,406.40	1,406.40	1,048.22	.029	21.76	2.076	30.850
16.000	LABORATORY CORP OF AMERICA HLDG	1,502.52	1,502.52	1,336.48	.037	31.20	3.098	83.530
26.000	HASBRO INC	1,208.29	1,238.83	1,007.24	.028	46.08	3.647	38.740
8.000	NETFLIX INC	1,014.34	1,014.34	1,880.08	.052			235.010
24.000	HEINZ H J CO	1,219.86	1,219.86	1,263.36	.035			52.640



STATEMENT OF INVESTMENTS

AS OF 08/31/11

ACCOUNT
21-80-501-5754008

J E LIPSCOMB JR TUV CHAR

PAGE 4

PAR VALUE /SHARES	INVESTMENT DESCRIPTION	CARRYING VALUE	TAX COST	MARKET VALUE	% OF MARKET	ESTIMATED INCOME	YIELD AT MARKET	MARKET UNIT PRICE
30.000	KINETIC CONCEPTS INC COM NEW MERGED 11/7/2011 @ 68.50 P/S	1,182.57	1,228.47	2,026.20	.056			67.540
12.000	REGENERON PHARMACEUTICALS INC	257.19	257.19	708.36	.020			59.030
29.000	AGILENT TECHNOLOGIES (IPO)	1,427.49	1,427.49	1,069.23	.029			36.870
62.000	STILLWATER MINING COMPANY	1,420.75	1,420.75	954.18	.026			15.390
28.000	BLACKBOARD INC. MERGED 10/05/11 @ 45.00 P/S	1,143.30	1,143.30	1,182.44	.033			42.230
26.000	NEWFIELD EXPLORATION CO	1,232.75	1,788.60	1,327.30	.037			51.050
33.000	BAIDU INC	461.33	461.33	4,810.74	.132			145.780
68.000	NETLOGIC MICROSYSTEMS INC	2,291.23	2,301.90	2,041.36	.056			30.020
127.000	ON SEMICONDUCTOR CORPORATION	960.03	985.54	923.29	.025			7.270
26.000	COVIDIEN PLC ISIN IE00B68SQD29 SEDOL B68SQD2	1,391.62	1,391.62	1,356.68	.037	23.40	1.725	52.180
13.000	BARD C R INC	1,478.96	1,478.96	1,238.38	.034	9.88	.798	95.260
31.000	ICON PUB LTD CO SPONSORED ADR	646.69	705.05	660.61	.018			21.310
24.000	CERNER CORP	1,433.97	1,433.97	1,583.04	.044			65.960
25.000	HOLLYFRONTIER CORP	1,460.35	1,460.35	1,794.00	.049	10.00	.557	71.760



STATEMENT OF INVESTMENTS

AS OF 08/31/11

ACCOUNT
21-80-501-5754008

J E LIPSCOMB JR TUV CHAR

PAGE 5

PAR VALUE /SHARES	INVESTMENT DESCRIPTION	CARRYING VALUE	TAX COST	MARKET VALUE	% OF MARKET	ESTIMATED INCOME	YIELD AT MARKET	MARKET UNIT PRICE
33.000	BRIGHAM EXPL CO MERGED 12/08/11 @ \$36.50 P/S	455.86	459.80	960.30	.026			29.100
26.000	MERCADOLIBRE INC	1,080.68	1,080.68	1,751.88	.048	8.32	.475	67.380
20.000	ACME PACKET INC	1,499.03	1,499.03	941.80	.026			47.090
20.000	FUSION-IO INC	587.51	587.51	500.80	.014			25.040
26.000	ABERCROMBIE & FITCH CO CL A	1,303.21	1,488.57	1,653.86	.046	18.20	1.100	63.610
25.000	VERTEX PHARMACEUTICALS INC	1,402.91	1,402.91	1,131.75	.031			45.270
28.000	CONSOL ENERGY INC	1,412.28	1,412.28	1,278.48	.035	14.00	1.095	45.660
94.000	DISH NETWORK CORP CL A	1,760.95	2,614.04	2,336.84	.064	188.00	8.045	24.860
62.000	QUEST SOFTWARE INC	1,420.44	1,420.44	1,068.26	.029			17.230
49.000	WESTAR ENERGY INC	1,189.72	1,189.72	1,305.85	.036	62.72	4.803	26.650
92.000	CHICOS FAS INC	1,107.97	1,328.56	1,280.64	.035	18.40	1.437	13.920
135.000	NEWELL RUBBERMAID INC	2,347.07	2,798.70	1,868.40	.051	43.20	2.312	13.840
11.000	ROSETTA RESOURCES INC	501.40	501.40	505.45	.014			45.950
82.000	CONAGRA FOODS INC	1,940.64	1,980.12	2,002.44	.055	78.72	3.931	24.420
21.000	TUPPERWARE BRANDS CORP	1,407.41	1,407.41	1,396.50	.038	25.20	1.805	66.500



STATEMENT OF INVESTMENTS

AS OF 08/31/11

ACCOUNT
21-80-501-5754008

J E LIPSCOMB JR TUV CHAR

PAGE 6

PAR VALUE /SHARES	INVESTMENT DESCRIPTION	CARRYING VALUE	TAX COST	MARKET VALUE	% OF MARKET	ESTIMATED INCOME	YIELD AT MARKET	MARKET UNIT PRICE
67.000	PHARMACUTICAL PROD DEV INC MERGED 12/05/11 @ \$33.25 P/S	1,065.51	1,065.51	2,109.16	.058	40.20	1.906	31.480
66.000	ARM HOLDINGS PLC SPONSORED ADR	1,056.72	1,056.72	1,820.28	.050	8.58	.471	27.580
56.000	ZIONS BANCORP	1,357.82	1,357.82	976.64	.027	2.24	.229	17.440
33.000	ALTERA CORP	725.53	725.53	1,200.87	.033	10.56	.879	36.390
28.000	ILLUMINA INC	1,130.20	1,130.20	1,458.80	.040			52.100
36.000	WADDELL & REED FINL INC	1,462.01	1,462.01	1,123.92	.031	36.00	3.203	31.220
33.000	VERIFONE SYSTEMS INC	1,351.86	1,351.86	1,162.26	.032			35.220
88.000	JANUS CAPITAL GROUP INC	821.27	821.28	642.40	.018	17.60	2.740	7.300
63.000	LEGG MASON INC	2,128.57	2,153.84	1,793.61	.049	20.16	1.124	28.470
54.000	UNUM GROUP	1,280.28	1,280.28	1,271.16	.035	22.68	1.784	23.540
35.000	DECKERS OUTDOOR CORP	2,309.41	2,309.41	3,113.60	.086			88.960
30.000	ARCOS DORADOS HOLDINGS INC A ISIN VG60457F1071 SEDOL B529FQ0 ACCOUNT 21-80-610-5754008	658.36	658.36	827.10	.023	5.37	.649	27.570
48.000	ACCENTURE PLC CLASS A ISIN IE00B4BNMY34 SEDOL B4BNMY3 ACCOUNT 21-80-640-5754008	2,830.79	2,830.79	2,572.32	.071	64.80	2.519	53.590
19.000	COOPER INDUSTRIES PLC SEDOL B40K911 ISIN IE00B40K9117 ACCOUNT 21-80-660-5754008	793.24	918.49	900.22	.025	22.04	2.448	47.380



STATEMENT OF INVESTMENTS

AS OF 08/31/11

ACCOUNT
21-80-501-5754008

J E LIPSCOMB JR TUV CHAR

PAGE 7

PAR VALUE /SHARES	INVESTMENT DESCRIPTION	CARRYING VALUE	TAX COST	MARKET VALUE	% OF MARKET	ESTIMATED INCOME	YIELD AT MARKET	MARKET UNIT PRICE
34.000	EVEREST RE GROUP LTD ACCOUNT 21-80-660-5754008	3,017.73	3,153.47	2,743.80	.076	65.28	2.379	80.700
48.000	HELEN OF TROY LIMITED ISIN BMG4388N1065 SEDOL 2419530 ACCOUNT 21-80-690-5754008	1,371.32	1,371.32	1,440.96	.040			30.020
18.000	HERBALIFE LTD ACCOUNT 21-80-672-5754008	186.30	186.30	1,004.40	.028	13.05	1.299	55.800
55.000	HERBALIFE LTD ACCOUNT 21-80-640-5754008	1,691.28	2,029.54	3,069.00	.085	39.88	1.299	55.800
74.000	INVESCO LTD ISIN BMG491BT1088 SEDOL B28XP76 ACCOUNT 21-80-660-5754008	1,511.77	2,025.55	1,354.20	.037	36.26	2.678	18.300
34.000	LAZARD LTD CL A SEDOL B081VQ7 ISIN BMG540501027 ACCOUNT 21-80-660-5754008	1,051.69	1,051.69	991.78	.027	21.76	2.194	29.170
18.000	PARTNERRE LTD ACCOUNT 21-80-660-5754008	1,354.03	1,354.03	1,025.82	.028	43.20	4.211	56.990
105.000	WARNER CHILCOTT PLC CL A SEDOL B446CM7 ISIN IE00B446CM77 ACCOUNT 21-80-660-5754008	2,439.40	2,439.40	1,791.30	.049			17.060
88.000	XL GROUP PLC SEDOL B5LRLL2 ISIN IE00B5LRLL25 ACCOUNT 21-80-660-5754008	1,230.63	1,230.63	1,831.28	.050	38.72	2.114	20.810



STATEMENT OF INVESTMENTS

AS OF 08/31/11

ACCOUNT
21-80-501-5754008

J E LIPSCOMB JR TUV CHAR

PAGE 8

PAR VALUE /SHARES	INVESTMENT DESCRIPTION	CARRYING VALUE	TAX COST	MARKET VALUE	% OF MARKET	ESTIMATED INCOME	YIELD AT MARKET	MARKET UNIT PRICE
73.000	CHECK POINT SOFTWARE TECH SEDOL 2181334 ISIN IL0010824113 ACCOUNT 21-80-640-5754008	3,004.30	3,004.30	3,974.12	.109			54.440
36.000	CORE LABORATORIES N V ACCOUNT 21-80-690-5754008	1,151.96	1,151.96	4,016.88	.111	36.00	.896	111.580
47.000	AAR CORP ACCOUNT 21-80-690-5754008	1,441.69	1,443.99	1,108.73	.031	14.10	1.272	23.590
76.000	AARON'S INC CLASS A ACCOUNT 21-80-690-5754008	1,315.47	1,331.78	2,024.64	.056	4.56	.225	26.640
56.000	ABBOTT LABORATORIES INC ACCOUNT 21-80-610-5754008	2,052.05	2,172.48	2,940.56	.081	107.52	3.656	52.510
35.000	ACACIA RESEARCH-ACACIA TEC ACCOUNT 21-80-672-5754008	1,356.99	1,356.99	1,529.50	.042			43.700
62.000	ADOBE SYSTEMS INC ACCOUNT 21-80-660-5754008	1,519.75	1,519.75	1,564.88	.043	3.10	.198	25.240
26.000	AETNA INC NEW ACCOUNT 21-80-660-5754008	673.88	680.95	1,040.78	.029	18.20	1.749	40.030
67.000	AETNA INC NEW ACCOUNT 21-80-636-5754008	2,427.23	2,673.97	2,682.01	.074	46.90	1.749	40.030
29.000	AGRIUM INC SEDOL 2015530 ISIN CA0089161081 ACCOUNT 21-80-640-5754008	2,110.13	2,128.24	2,492.84	.069	13.05	.523	85.960



STATEMENT OF INVESTMENTS

AS OF 08/31/11

ACCOUNT
21-80-501-5754008

J E LIPSCOMB JR TUN CHAR

PAGE 9

PAR VALUE /SHARES	INVESTMENT DESCRIPTION	CARRYING VALUE	TAX COST	MARKET VALUE	% OF MARKET	ESTIMATED INCOME	YIELD AT MARKET	MARKET UNIT PRICE
14.000	AIR PRODUCTS & CHEMICALS INC ACCOUNT 21-80-610-5754008	1,235.94	1,235.94	1,146.18	.032	32.48	2.834	81.870
24.000	ALEXANDRIA REAL ESTATE EQUITIES INC ACCOUNT 21-80-660-5754008	887.99	907.45	1,747.44	.048	47.04	2.692	72.810
25.000	ALLEGHENY TECHNOLOGIES INC ACCOUNT 21-80-660-5754008	1,207.36	1,207.36	1,253.00	.035	18.00	1.437	50.120
50.000	ALLSCRIPTS HEALTHCARE SOLUTIONS INC ACCOUNT 21-80-672-5754008	549.10	724.13	897.75	.025			17.955
60.000	ALLSTATE CORP ACCOUNT 21-80-636-5754008	1,794.38	1,794.38	1,573.80	.043	50.40	3.202	26.230
71.000	ALTRIA GROUP INC ACCOUNT 21-80-636-5754008	1,381.87	1,621.12	1,930.49	.053	116.44	6.032	27.190
169.000	ALTRIA GROUP INC ACCOUNT 21-80-610-5754008	2,843.70	3,175.16	4,595.11	.127	277.16	6.032	27.190
28.000	AMAZON COM INC ACCOUNT 21-80-640-5754008	1,836.33	1,995.30	6,026.44	.166			215.230
60.000	AMCOL INTL CORP ACCOUNT 21-80-690-5754008	2,097.79	2,097.79	1,746.00	.048	43.20	2.474	29.100
38.000	AMEDISYS INC ACCOUNT 21-80-690-5754008	1,493.20	1,532.76	644.86	.018			16.970
49.000	AMERICAN EXPRESS CO ACCOUNT 21-80-640-5754008	1,212.34	1,243.87	2,435.79	.067	35.28	1.448	49.710



STATEMENT OF INVESTMENTS

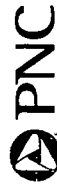
AS OF 08/31/11

ACCOUNT
21-80-501-5754008

J E LIPSCOMB JR TUN CHAR

PAGE 10

PAR VALUE /SHARES	INVESTMENT DESCRIPTION	CARRYING VALUE	TAX COST	MARKET VALUE	% OF MARKET	ESTIMATED INCOME	YIELD AT MARKET	MARKET UNIT PRICE
14.000	AMERICAN EXPRESS CO ACCOUNT 21-80-610-5754008	674.33	674.33	695.94	.019	10.08	1.448	49.710
47.000	AMERICIGROUP CORPORATION ACCOUNT 21-80-690-5754008	1,290.83	1,368.70	2,325.09	.064			49.470
24.000	AMPHENOL CORP NEW CL A ACCOUNT 21-80-660-5754008	749.83	1,060.68	1,127.52	.031	1.44	.128	46.980
73.000	ANADARKO PETROLEUM CORP ACCOUNT 21-80-636-5754008	3,553.04	3,919.22	5,383.75	.148	26.28	.488	73.750
17.000	ANSYS INC ACCOUNT 21-80-640-5754008	990.71	990.71	917.66	.025			53.980
5.000	ANSYS INC ACCOUNT 21-80-672-5754008	-470.97	-449.75	269.90	.007			53.980
16.000	APACHE CORPORATION ACCOUNT 21-80-640-5754008	1,671.19	1,683.18	1,649.12	.045	9.60	.582	103.070
38.000	APACHE CORPORATION ACCOUNT 21-80-636-5754008	2,610.46	2,685.18	3,916.66	.108	22.80	.582	103.070
22.000	APACHE CORPORATION ACCOUNT 21-80-610-5754008	2,383.52	2,385.62	2,267.54	.062	13.20	.582	103.070
27.000	APPLE INC ACCOUNT 21-80-610-5754008	2,379.93	2,604.26	10,390.41	.286			384.830
11.000	APPLE INC ACCOUNT 21-80-640-5754008	220.35	285.54	4,233.13	.117			384.830



STATEMENT OF INVESTMENTS

AS OF 08/31/11

ACCOUNT
21-80-501-5754008

J E LIPSCOMB JR TUV CHAR

PAGE 11

PAR VALUE /SHARES	INVESTMENT DESCRIPTION	CARRYING VALUE	TAX COST	MARKET VALUE	% OF MARKET	ESTIMATED INCOME	YIELD AT MARKET	MARKET UNIT PRICE
154.000	ARRIS GROUP INC ACCOUNT 21-80-690-5754008	1,675.51	1,866.33	1,681.68	.046			10.920
118.000	ASTORIA FINL CORP ACCOUNT 21-80-690-5754008	2,073.03	2,746.86	1,204.78	.033	61.36	5.093	10.210
46.000	ASTRAZENECA PLC SPONS ADR ACCOUNT 21-80-636-5754008	2,060.13	2,072.96	2,181.32	.060	124.20	5.694	47.420
16.000	ATLAS AIR WORLDWIDE HLDGS INC COM NEW ACCOUNT 21-80-672-5754008	863.98	863.98	785.28	.022			49.080
82.000	AUTODESK INC ACCOUNT 21-80-640-5754008	2,499.69	2,525.36	2,312.40	.064	4.92	.213	28.200
30.000	AUTOMATIC DATA PROCESSING INC ACCOUNT 21-80-610-5754008	1,148.65	1,148.65	1,500.90	.041	47.40	3.158	50.030
15.000	AVALONBAY COMMUNITIES INC REIT ACCOUNT 21-80-660-5754008	1,799.30	1,799.30	2,045.70	.056	53.55	2.618	136.380
68.000	BP PLC SPONSORED ADR ACCOUNT 21-80-636-5754008	2,734.02	2,734.02	2,678.52	.074	114.24	4.265	39.390
23.000	BMC SOFTWARE INC ACCOUNT 21-80-660-5754008	920.55	920.55	934.03	.026			40.610
42.000	BAKER HUGHES INC ACCOUNT 21-80-640-5754008	2,829.76	2,829.76	2,566.62	.071	25.20	.982	61.110



STATEMENT OF INVESTMENTS

AS OF 08/31/11

ACCOUNT
21-80-501-5754008

J E LIPSCOMB JR TUV CHAR

PAGE 12

PAR VALUE /SHARES	INVESTMENT DESCRIPTION	CARRYING VALUE	TAX COST	MARKET VALUE	% OF MARKET	ESTIMATED INCOME	YIELD AT MARKET	MARKET UNIT PRICE
39.000	BALLY TECHNOLOGIES INC ACCOUNT 21-80-672-5754008	1,006.83	1,392.10	1,223.82	.034			31.380
269.000	BANK OF AMERICA CORP ACCOUNT 21-80-636-5754008	9,673.49	10,730.47	2,197.73	.061	10.76	.490	8.170
80.000	BARRICK GOLD CORP SEDOL 2024677 ISIN CA0679011084 ACCOUNT 21-80-640-5754008	3,356.08	3,356.08	4,060.00	.112	48.00	1.182	50.750
33.000	BE AEROSPACE INC ACCOUNT 21-80-660-5754008	582.21	582.21	1,149.39	.032			34.830
9.000	BECTON DICKINSON & CO ACCOUNT 21-80-610-5754008	624.54	626.69	732.42	.020	16.20	2.212	81.380
82.000	WR BERKLEY CORP ACCOUNT 21-80-660-5754008	2,070.46	2,330.17	2,532.98	.070	26.24	1.036	30.890
70.000	BEST BUY CO INC ACCOUNT 21-80-636-5754008	2,427.21	2,427.21	1,791.30	.049	44.80	2.501	25.590
39.000	BHP BILLITON LTD SPONSORED ADR ACCOUNT 21-80-636-5754008	1,692.72	1,791.07	3,321.63	.091	78.78	2.372	85.170
50.000	BIONARIN PHARMACEUTICAL INC ACCOUNT 21-80-672-5754008	875.51	882.73	1,479.25	.041			29.585
64.000	BJ'S RESTAURANTS, INC ACCOUNT 21-80-672-5754008	713.57	742.03	2,954.88	.081			46.170
428.000	BOSTON SCIENTIFIC CORP ACCOUNT 21-80-660-5754008	3,102.17	3,115.65	2,901.84	.080			6.780



STATEMENT OF INVESTMENTS

AS OF 08/31/11

ACCOUNT
21-80-501-5754008

J E LIPSCOMB JR TUN CHAR

PAR VALUE /SHARES	INVESTMENT DESCRIPTION	CARRYING VALUE	TAX COST	MARKET VALUE	% OF MARKET	ESTIMATED INCOME	YIELD AT MARKET	MARKET UNIT PRICE
44.000	BRISTOW GROUP INC ACCOUNT 21-80-690-5754008	1,489.94	1,494.21	1,935.12	.053	26.40	1.364	43.980
16.000	BROADSOFT INC ACCOUNT 21-80-672-5754008	638.41	638.41	484.00	.013			30.250
97.000	BRUKER CORP ACCOUNT 21-80-672-5754008	1,311.10	1,318.90	1,380.31	.038			14.230
50.000	CIT GROUP INC ACCOUNT 21-80-660-5754008	2,302.46	2,302.46	1,728.50	.048			34.570
118.000	CMS ENERGY CORP ACCOUNT 21-80-660-5754008	1,733.06	1,819.96	2,324.60	.064	99.12	4.264	19.700
32.000	CABOT MICROELECTRONICS CORP ACCOUNT 21-80-690-5754008	1,516.14	1,516.14	1,272.32	.035			39.760
91.000	CABOT OIL & GAS CORP COM ACCOUNT 21-80-690-5754008	2,254.00	2,254.00	6,903.26	.190	14.56	.211	75.860
23.000	CAMDEN PROPERTY REIT ACCOUNT 21-80-660-5754008	1,342.46	1,342.46	1,536.86	.042	45.08	2.933	66.820
29.000	CAMERON INTL CORP ACCOUNT 21-80-660-5754008	1,391.07	1,569.74	1,506.84	.041			51.960
31.000	CANTEL MEDICAL CORP ACCOUNT 21-80-690-5754008	523.90	524.10	772.83	.021	4.34	.562	24.930
33.000	CARNIVAL CORP SEDOL 2523044 ISIN PA1436583006 ACCOUNT 21-80-636-5754008	1,287.67	1,287.67	1,089.99	.030	33.00	3.028	33.030



STATEMENT OF INVESTMENTS

AS OF 08/31/11

ACCOUNT
21-80-501-5754008

J E LIPSCOMB JR TUN CHAR

PAGE 14

PAR VALUE /SHARES	INVESTMENT DESCRIPTION	CARRYING VALUE	TAX COST	MARKET VALUE	% OF MARKET	ESTIMATED INCOME	YIELD AT MARKET	MARKET UNIT PRICE
46.000	CASH AMERICA INTERNATIONAL INC ACCOUNT 21-80-690-5754008	1,802.29	1,915.43	2,570.48	.071	6.44	.251	55.880
45.000	CASH AMERICA INTERNATIONAL INC ACCOUNT 21-80-672-5754008	1,179.85	1,464.75	2,514.60	.069	6.30	.251	55.880
23.000	CATALYST HEALTH SOLUTIONS INC ACCOUNT 21-80-672-5754008	1,013.49	1,015.72	1,235.56	.034			53.720
26.000	CATERPILLAR INC ACCOUNT 21-80-610-5754008	1,815.69	2,027.40	2,366.00	.065	47.84	2.022	91.000
55.000	CENTENE CORP ACCOUNT 21-80-672-5754008	1,270.62	1,633.95	1,753.95	.048			31.890
68.000	CHECKPOINT SYSTEMS INC ACCOUNT 21-80-690-5754008	1,257.36	1,333.97	1,035.64	.029			15.230
79.000	CHEMTURA CORP ACCOUNT 21-80-660-5754008	1,369.97	1,369.97	1,045.96	.029			13.240
91.000	CHESAPEAKE ENERGY CORP ACCOUNT 21-80-636-5754008	1,475.12	1,477.61	2,947.49	.081	31.85	1.081	32.390
52.000	CHESAPEAKE ENERGY CORP ACCOUNT 21-80-640-5754008	1,535.80	1,533.31	1,684.28	.046	18.20	1.081	32.390
49.000	CHEVRON CORPORATION ACCOUNT 21-80-610-5754008	2,844.86	2,983.95	4,843.16	.133	158.76	3.278	98.840
96.000	CISCO SYSTEMS INC ACCOUNT 21-80-636-5754008	1,909.56	1,909.56	1,504.32	.041	23.04	1.532	15.670
67.000	CITIGROUP INC ACCOUNT 21-80-636-5754008	5,636.31	5,821.54	2,080.35	.057	2.68	.129	31.050



STATEMENT OF INVESTMENTS

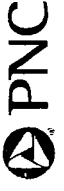
AS OF 08/31/11

ACCOUNT
21-80-501-5754008

J E LIPSCOMB JR TUN CHAR

PAGE 15

PAR VALUE /SHARES	INVESTMENT DESCRIPTION	CARRYING VALUE	TAX COST	MARKET VALUE	% OF MARKET	ESTIMATED INCOME	YIELD AT MARKET	MARKET UNIT PRICE
17.000	CLIFFS NATURAL RESOURCES INC ACCOUNT 21-80-640-5754008	1,041.11	1,041.11	1,408.45	.039	19.04	1.352	82.850
52.000	CLOUD PEAK ENERGY INC ACCOUNT 21-80-672-5754008	940.98	940.99	1,040.00	.029			20.000
30.000	COACH INC ACCOUNT 21-80-640-5754008	862.18	1,055.53	1,686.60	.046	27.00	1.601	56.220
85.000	COCA COLA CO ACCOUNT 21-80-610-5754008	3,446.75	3,446.75	5,988.25	.165	159.80	2.669	70.450
49.000	COCA COLA ENTERPRISES ACCOUNT 21-80-660-5754008	1,391.32	1,391.32	1,353.38	.037	25.48	1.883	27.620
16.000	COGNEX CORP ACCOUNT 21-80-672-5754008	491.83	491.83	512.00	.014	6.40	1.250	32.000
40.000	COHERENT INC ACCOUNT 21-80-672-5754008	1,256.25	1,302.80	1,768.40	.049			44.210
49.000	COMPANHIA DE BEBIDAS PR ADR ACCOUNT 21-80-640-5754008	1,401.62	1,431.03	1,746.36	.048	37.73	2.160	35.640
81.000	COMPLETE PRODTN SERVICES ACCOUNT 21-80-640-5754008	2,690.34	2,690.34	2,353.86	.065			29.060
13.000	CONCUR TECHNOLOGIES INC ACCOUNT 21-80-672-5754008	491.31	491.31	543.66	.015			41.820
59.000	CONOCOPHILLIPS ACCOUNT 21-80-636-5754008	3,690.79	3,718.22	4,016.13	.111	155.76	3.878	68.070



STATEMENT OF INVESTMENTS

AS OF 08/31/11

ACCOUNT
21-80-501-5754008

J E LIPSCOMB JR TUV CHAR

PAGE 16

PAR VALUE /SHARES	INVESTMENT DESCRIPTION	CARRYING VALUE	TAX COST	MARKET VALUE	% OF MARKET	ESTIMATED INCOME	YIELD AT MARKET	MARKET UNIT PRICE
48.000	CONOCOPHILLIPS ACCOUNT 21-80-610-5754008	2,047.22	2,059.47	3,267.36	.090	126.72	3.878	68.070
28.000	COVANCE INC ACCOUNT 21-80-690-5754008	1,056.72	1,056.72	1,387.68	.038			49.560
-37.000	CUBIST PHARMACEUTICALS INC ACCOUNT 21-80-672-5754008	-1,466.75	-1,466.75	-1,283.53	.035			34.690
37.000	CUBIST PHARMACEUTICALS INC ACCOUNT 21-80-640-5754008	1,466.75	1,466.75	1,283.53	.035			34.690
14.000	CYMER INC ACCOUNT 21-80-672-5754008	634.80	634.80	566.44	.016			40.460
24.000	CYTEC INDS INC ACCOUNT 21-80-660-5754008	1,380.36	1,380.36	1,089.60	.030	12.00	1.101	45.400
52.000	DTS INC ACCOUNT 21-80-672-5754008	1,233.13	1,258.66	1,597.44	.044			30.720
59.000	DELPHI FINL GROUP INC CL A ACCOUNT 21-80-690-5754008	1,273.89	1,468.31	1,426.62	.039	28.32	1.985	24.180
62.000	DEVON ENERGY CORP NEW ACCOUNT 21-80-636-5754008	4,201.81	4,589.00	4,205.46	.116	42.16	1.003	67.830
45.000	DIGITAL RIV INC ACCOUNT 21-80-690-5754008	1,712.44	1,920.11	905.40	.025			20.120
30.000	DISNEY WALT CO ACCOUNT 21-80-610-5754008	1,054.65	1,054.65	1,021.80	.028	18.00	1.762	34.060



STATEMENT OF INVESTMENTS

AS OF 08/31/11

ACCOUNT
21-80-501-5754008

J E LIPSCOMB JR TUV CHAR

PAGE 17

PAR VALUE /SHARES	INVESTMENT DESCRIPTION	CARRYING VALUE	TAX COST	MARKET VALUE	% OF MARKET	ESTIMATED INCOME	YIELD AT MARKET	MARKET UNIT PRICE
28.000	DIRECTV CLASS A ACCOUNT 21-80-640-5754008	1,486.90	1,486.90	1,231.16	.034			43.970
30.000	DOVER CORP ACCOUNT 21-80-640-5754008	1,817.69	1,817.69	1,725.60	.048	37.80	2.191	57.520
14.000	DOVER CORP ACCOUNT 21-80-660-5754008	783.27	783.27	805.28	.022	17.64	2.191	57.520
40.000	DUFF & PHELPS CORP CL A ACCOUNT 21-80-672-5754008	629.12	629.12	454.00	.013	12.80	2.819	11.350
144.000	EMC CORP ACCOUNT 21-80-640-5754008	3,289.76	3,289.76	3,252.96	.090			22.590
66.000	EQT CORPORATION ACCOUNT 21-80-660-5754008	3,596.35	3,596.35	3,948.12	.109	58.08	1.471	59.820
23.000	EATON CORP ACCOUNT 21-80-660-5754008	957.95	1,064.83	987.85	.027	31.28	3.166	42.950
68.000	EATON CORP ACCOUNT 21-80-640-5754008	2,717.24	2,873.71	2,920.60	.080	92.48	3.166	42.950
87.000	EATON CORP ACCOUNT 21-80-636-5754008	2,313.69	2,302.35	3,736.65	.103	118.32	3.166	42.950
54.000	EATON VANCE CORP COM NON VTG ACCOUNT 21-80-690-5754008	1,044.17	1,058.00	1,318.14	.036	41.04	3.113	24.410
23.000	EDISON INTL ACCOUNT 21-80-660-5754008	1,089.30	1,217.52	855.37	.024	29.90	3.496	37.190



STATEMENT OF INVESTMENTS

AS OF 08/31/11

ACCOUNT
21-80-501-5754008

J E LIPSCOMB JR TUW CHAR

PAGE 18

PAR VALUE /SHARES	INVESTMENT DESCRIPTION	CARRYING VALUE	TAX COST	MARKET VALUE	% OF MARKET	ESTIMATED INCOME	YIELD AT MARKET	MARKET UNIT PRICE
35.000	EMERSON ELECTRIC CO ACCOUNT 21-80-636-5754008	1,163.77	1,163.77	1,629.25	.045	56.00	3.437	46.550
21.000	ENERGIZER HLDGS INC ACCOUNT 21-80-660-5754008	1,426.26	1,441.42	1,585.08	.044			75.480
70.000	ENERSYS ACCOUNT 21-80-690-5754008	1,268.17	1,268.17	1,572.90	.043			22.470
91.000	EXXON MOBIL CORP ACCOUNT 21-80-610-5754008	3,567.80	4,993.16	6,735.82	.186	171.08	2.540	74.020
91.000	FLIR SYSTEM INC ACCOUNT 21-80-690-5754008	1,241.55	1,475.71	2,354.17	.065	21.84	.928	25.870
49.000	FTI CONSULTING INC ACCOUNT 21-80-672-5754008	1,703.81	1,721.36	1,782.62	.049	45.72	2.565	36.380
23.000	FEDEX CORPORATION ACCOUNT 21-80-636-5754008	1,632.66	1,632.66	1,810.56	.050	11.96	.661	78.720
52.000	FIFTH THIRD BANCORP ACCOUNT 21-80-636-5754008	662.82	643.02	552.24	.015	16.64	3.013	10.620
96.000	FIFTH THIRD BANCORP ACCOUNT 21-80-660-5754008	1,223.67	1,349.94	1,019.52	.028	30.72	3.013	10.620
84.000	FIRST POTOMAC RLTY TR ACCOUNT 21-80-690-5754008	1,085.91	1,086.22	1,087.80	.030	67.20	6.178	12.950
45.000	FIRST REPUBLIC BANK/FRAN ACCOUNT 21-80-660-5754008	1,379.48	1,379.48	1,147.50	.032			25.500
46.000	FLUOR CORP ACCOUNT 21-80-640-5754008	2,102.12	2,102.12	2,793.12	.077	23.00	.823	60.720



STATEMENT OF INVESTMENTS

AS OF 08/31/11

ACCOUNT
21-80-501-5754008

J E LIPSCOMB JR TUW CHAR

PAGE 19

PAR VALUE /SHARES	INVESTMENT DESCRIPTION	CARRYING VALUE	TAX COST	MARKET VALUE	% OF MARKET	ESTIMATED INCOME	YIELD AT MARKET	MARKET UNIT PRICE
38.000	FRANKLIN ELECTRIC INC ACCOUNT 21-80-690-5754008	1,660.66	1,660.66	1,630.58	.045	20.52	1.258	42.910
10.000	FRANKLIN RESOURCES INC ACCOUNT 21-80-640-5754008	926.89	926.89	1,199.20	.033	10.80	.901	119.920
11.000	FRANKLIN RESOURCES INC ACCOUNT 21-80-610-5754008	1,097.46	1,097.46	1,319.12	.036	11.88	.901	119.920
39.000	FREEPORT MCMORAN COPPER & GOLD INC ACCOUNT 21-80-610-5754008	1,775.40	1,811.96	1,837.29	.051	39.00	2.123	47.110
76.000	FREEPORT MCMORAN COPPER & GOLD INC ACCOUNT 21-80-640-5754008	3,446.46	3,409.90	3,580.36	.099	76.00	2.123	47.110
35.000	FRESH MARKET INC/THE ACCOUNT 21-80-672-5754008	1,146.25	1,146.25	1,351.35	.037			38.610
78.000	THE GEO GROUP INC ACCOUNT 21-80-672-5754008	1,130.14	1,181.43	1,674.66	.046			21.470
20.000	GNC HOLDINGS INC ACCOUNT 21-80-672-5754008	346.92	346.92	484.00	.013			24.200
17.000	GENERAL DYNAMICS CORP ACCOUNT 21-80-610-5754008	1,332.75	1,554.95	1,089.36	.030	31.96	2.934	64.080
107.000	GENERAL ELECTRIC CO ACCOUNT 21-80-610-5754008	2,732.59	4,703.70	1,745.17	.048	72.76	4.169	16.310
166.000	GENERAL ELECTRIC CO ACCOUNT 21-80-636-5754008	4,242.11	4,490.84	2,707.46	.075	112.88	4.169	16.310



STATEMENT OF INVESTMENTS

AS OF 08/31/11

ACCOUNT
21-80-501-5754008

J E LIPSCOMB JR TUN CHAR

PAGE 20

PAR VALUE /SHARES	INVESTMENT DESCRIPTION	CARRYING VALUE	TAX COST	MARKET VALUE	% OF MARKET	ESTIMATED INCOME	YIELD AT MARKET	MARKET UNIT PRICE
69.000	GENESCO INC ACCOUNT 21-80-672-5754008	1,469.53	1,600.45	3,658.38	.101			53.020
89.000	GENWORTH FINL INC COM CL A ACCOUNT 21-80-660-5754008	1,014.02	1,014.02	616.77	.017			6.930
48.000	GLOBAL PAYMENTS INC-W/I ACCOUNT 21-80-690-5754008	1,220.30	1,282.80	2,199.84	.061	3.84	.175	45.830
37.000	GOLDCORP INC SEDOL 2676302 ISIN CA3809564097 ACCOUNT 21-80-640-5754008	2,005.95	2,005.95	1,921.04	.053	19.98	1.040	51.920
17.000	GOLDMAN SACHS GROUP INC ACCOUNT 21-80-636-5754008	1,698.08	1,833.92	1,975.74	.054	23.80	1.205	116.220
12.000	GOOGLE INC-CL A ACCOUNT 21-80-640-5754008	3,817.50	5,330.85	6,491.52	.179			540.960
149.000	GRAFTECH INTERNATIONAL LTD ACCOUNT 21-80-672-5754008	2,319.54	2,373.33	2,339.30	.064			15.700
68.000	GREAT PLAINS ENERGY INC ACCOUNT 21-80-660-5754008	1,444.80	1,444.80	1,329.40	.037	57.80	4.348	19.550
29.000	HSBC HLDGS PLC SPONSORED ADR NEW ACCOUNT 21-80-610-5754008	1,885.34	2,437.43	1,263.24	.035	56.55	4.477	43.560
23.000	HANSEN NATURAL CORP ACCOUNT 21-80-640-5754008	1,086.31	1,086.31	1,962.36	.054			85.320



STATEMENT OF INVESTMENTS

AS OF 08/31/11

ACCOUNT
21-80-501-5754008

J E LIPSCOMB JR TUN CHAR

PAGE 21

PAR VALUE /SHARES	INVESTMENT DESCRIPTION	CARRYING VALUE	TAX COST	MARKET VALUE	% OF MARKET	ESTIMATED INCOME	YIELD AT MARKET	MARKET UNIT PRICE
38.000	HARSCO CORP ACCOUNT 21-80-690-5754008	1,156.11	1,156.11	868.68	.024	31.16	3.587	22.860
154.000	HARTFORD FINL SVCS GROUP INC ACCOUNT 21-80-636-5754008	3,487.67	3,363.73	2,947.56	.081	61.60	2.090	19.140
26.000	HARTFORD FINL SVCS GROUP INC ACCOUNT 21-80-660-5754008	461.24	659.82	497.64	.014	10.40	2.090	19.140
50.000	HEALTHWAYS INC ACCOUNT 21-80-690-5754008	1,409.34	1,591.27	628.00	.017			12.560
52.000	HELMERICH & PAYNE INC ACCOUNT 21-80-640-5754008	2,887.24	3,189.93	2,965.04	.082	14.56	.491	57.020
89.000	HEXCEL CORP ACCOUNT 21-80-690-5754008	1,807.77	2,009.85	2,044.33	.056	39.16	1.916	22.970
58.000	HOLOGIC INC ACCOUNT 21-80-660-5754008	1,127.09	1,127.09	965.12	.027			16.640
103.000	HOST HOTELS & RESORTS INC REIT ACCOUNT 21-80-660-5754008	1,449.97	1,449.97	1,218.49	.034	20.60	1.691	11.850
253.000	HUNTSMAN CORP ACCOUNT 21-80-672-5754008	1,908.48	2,361.56	3,316.83	.091	101.20	3.051	13.110
21.000	IMPAX LABORATORIES INC ACCOUNT 21-80-672-5754008	528.99	528.99	413.07	.011			19.670
50.000	INFORMATICA CORP ACCOUNT 21-80-672-5754008	1,342.93	1,594.06	2,089.00	.058			41.780



STATEMENT OF INVESTMENTS

AS OF 08/31/11

ACCOUNT
21-80-501-5754008

J E LIPSCOMB JR TUV CHAR

PAGE 22

PAR VALUE /SHARES	INVESTMENT DESCRIPTION	CARRYING VALUE	TAX COST	MARKET VALUE	% OF MARKET	ESTIMATED INCOME	YIELD AT MARKET	MARKET UNIT PRICE
16.000	INFORMATICA CORP ACCOUNT 21-80-640-5754008	879.76	879.76	668.48	.018			41.780
116.000	INTEL CORP ACCOUNT 21-80-640-5754008	2,383.33	2,565.60	2,335.08	.064	97.44	4.173	20.130
81.000	INTEL CORP ACCOUNT 21-80-636-5754008	1,721.12	1,726.45	1,630.53	.045	68.04	4.173	20.130
86.000	INTEL CORP ACCOUNT 21-80-610-5754008	1,988.88	3,009.87	1,731.18	.048	72.24	4.173	20.130
19.000	INTERCONTINENTAL EXCHANGE INC ACCOUNT 21-80-640-5754008	1,477.48	1,743.40	2,241.05	.062			117.950
17.000	INTERNATIONAL BUSINESS MACHS CORP ACCOUNT 21-80-610-5754008	2,228.35	2,228.35	2,922.47	.080	51.00	1.745	171.910
4.000	INTUITIVE SURGICAL INC ACCOUNT 21-80-610-5754008	954.13	1,205.63	1,525.40	.042			381.350
10.000	INTUITIVE SURGICAL INC ACCOUNT 21-80-640-5754008	3,295.53	3,295.53	3,813.50	.105			381.350
26.000	INTUIT SOFTWARE ACCOUNT 21-80-640-5754008	1,256.66	1,256.66	1,282.58	.035	15.60	1.216	49.330
34.000	INTREPID POTASH INC ACCOUNT 21-80-672-5754008	874.96	874.96	1,163.48	.032			34.220
30.000	ITRON, INC. ACCOUNT 21-80-690-5754008	1,452.34	1,452.34	1,194.60	.033			39.820



STATEMENT OF INVESTMENTS

AS OF 08/31/11

ACCOUNT
21-80-501-5754008

J E LIPSCOMB JR TUV CHAR

PAGE 23

PAR VALUE /SHARES	INVESTMENT DESCRIPTION	CARRYING VALUE	TAX COST	MARKET VALUE	% OF MARKET	ESTIMATED INCOME	YIELD AT MARKET	MARKET UNIT PRICE
74.000	JPHORGAN CHASE & CO ACCOUNT 21-80-636-5754008	2,879.59	2,965.95	2,779.44	.077	74.00	2.662	37.560
61.000	JPHORGAN CHASE & CO ACCOUNT 21-80-610-5754008	2,302.01	2,531.92	2,291.16	.063	61.00	2.662	37.560
60.000	JEFFRIES GROUP INC ACCOUNT 21-80-690-5754008	886.80	886.80	984.60	.027	18.00	1.828	16.410
321.000	JETBLUE AIRWAYS ACCOUNT 21-80-672-5754008	1,991.96	1,991.97	1,396.35	.038			4.350
66.000	JOHNSON & JOHNSON ACCOUNT 21-80-610-5754008	2,542.10	3,988.38	4,342.80	.120	150.48	3.465	65.800
20.000	KANSAS CITY SOUTHERN ACCOUNT 21-80-660-5754008	520.42	520.42	1,083.20	.030	6.40	.591	54.160
76.000	KIMCO REALTY CORP REIT ACCOUNT 21-80-660-5754008	1,337.60	1,337.60	1,345.20	.037	57.76	4.294	17.700
92.000	KOMATSU LTD SPON ADR ACCOUNT 21-80-640-5754008	2,759.89	2,759.89	2,461.00	.068	40.02	1.626	26.750
37.000	KRAFT FOODS INC - A SEDOL 2764296 ISIN US50075N1046 ACCOUNT 21-80-610-5754008	1,176.34	1,176.34	1,295.74	.036	42.92	3.312	35.020
31.000	KRATON PERFORMANCE POLYMERS ACCOUNT 21-80-672-5754008	1,190.62	1,190.62	743.07	.020			23.970
24.000	LANDSTAR SYS INC ACCOUNT 21-80-672-5754008	799.19	803.06	971.76	.027	5.28	.543	40.490



STATEMENT OF INVESTMENTS

AS OF 08/31/11

ACCOUNT
21-80-501-5754008

J E LIPSCOMB JR TUV CHAR

PAGE 24

PAR VALUE /SHARES	INVESTMENT DESCRIPTION	CARRYING VALUE	TAX COST	MARKET VALUE	% OF MARKET	ESTIMATED INCOME	YIELD AT MARKET	MARKET UNIT PRICE
23.000	LAUDER ESTEE COS INC CL A	1,023.41	1,057.08	2,246.18	.062	24.15	1.075	97.660
	ACCOUNT 21-80-610-5754008							
61.000	LEAR CORP- W/I ACCOUNT 21-80-660-5754008	2,487.93	2,522.90	2,914.58	.080	30.50	1.046	47.780
31.000	LIBERTY GLOBAL INC CL A	1,315.13	1,355.14	1,252.09	.034			40.390
	ACCOUNT 21-80-660-5754008							
148.000	LIBERTY INTERACTIVE CORP SER A	1,660.02	1,736.40	2,341.36	.064			15.820
	ACCOUNT 21-80-660-5754008							
42.000	LIBERTY PPTY TR ACCOUNT 21-80-660-5754008	1,180.47	1,180.47	1,425.48	.039	79.80	5.598	33.940
59.000	LIFE TIME FITNESS INC ACCOUNT 21-80-690-5754008	1,760.18	1,760.18	2,262.06	.062			38.340
46.000	LINCOLN NATIONAL CORP ACCOUNT 21-80-660-5754008	1,352.42	1,352.42	954.50	.026	14.72	1.542	20.750
83.000	LOWES COMPANIES INC ACCOUNT 21-80-636-5754008	2,275.77	2,455.98	1,654.19	.046	46.48	2.810	19.930
34.000	LUFKIN INDS, INC. ACCOUNT 21-80-690-5754008	1,318.83	1,331.19	2,115.14	.058	17.00	.804	62.210
56.000	LUFKIN INDS, INC. ACCOUNT 21-80-672-5754008	991.48	1,093.36	3,483.76	.096	28.00	.804	62.210
26.000	M&T BK CORP ACCOUNT 21-80-660-5754008	1,690.56	1,800.04	1,977.82	.054	72.80	3.681	76.070



STATEMENT OF INVESTMENTS

AS OF 08/31/11

PAGE 25

ACCOUNT
21-80-501-5754008

J E LIPSCOMB JR TUN CHAR

PAR VALUE /SHARES	INVESTMENT DESCRIPTION	CARRYING VALUE	TAX COST	MARKET VALUE	% OF MARKET	ESTIMATED INCOME	YIELD AT MARKET	MARKET UNIT PRICE
146.000	MFA FINANCIAL INC ACCOUNT 21-80-660-5754008	1,101.87	1,101.88	1,093.54	.030	146.00	13.351	7.490
42.000	MADDEN STEVEN LTD ACCOUNT 21-80-672-5754008	921.93	921.93	1,517.04	.042			36.120
171.000	MASCO CORP ACCOUNT 21-80-660-5754008	2,288.85	2,288.85	1,516.77	.042	51.30	3.382	8.870
5.000	MASTERCARD INC CL A ACCOUNT 21-80-640-5754008	1,645.59	1,645.59	1,648.55	.045	3.00	.182	329.710
51.000	MAXIM INTERGRATED PRODUCTS INC ACCOUNT 21-80-660-5754008	1,422.05	1,422.05	1,175.55	.032	44.88	3.818	23.050
52.000	MCDONALD'S CORP ACCOUNT 21-80-610-5754008	2,352.51	2,528.51	4,701.32	.129	145.60	3.097	90.410
31.000	MC GRAM HILL COMPANIES INC ACCOUNT 21-80-610-5754008	1,403.52	1,403.52	1,305.41	.036	31.00	2.375	42.110
22.000	MEAD JOHNSON NUTRITION CO ACCOUNT 21-80-640-5754008	1,483.43	1,483.43	1,567.50	.043	22.88	1.460	71.250
68.000	MEDASSETS INC ACCOUNT 21-80-672-5754008	1,205.14	1,269.40	777.24	.021			11.430
158.000	MEDICAL PROPERTIES TRUST INC ACCOUNT 21-80-690-5754008	1,176.05	1,188.95	1,689.02	.047	126.40	7.484	10.690
58.000	MEDIDATA SOLUTIONS INC ACCOUNT 21-80-672-5754008	1,339.07	1,396.37	957.00	.026			16.500
33.000	MEDNAX INC ACCOUNT 21-80-690-5754008	1,874.77	1,874.77	2,155.23	.059			65.310



STATEMENT OF INVESTMENTS

AS OF 08/31/11

ACCOUNT
21-80-501-5754008

J E LIPSCOMB JR TUN CHAR

PAGE 26

PAR VALUE /SHARES	INVESTMENT DESCRIPTION	CARRYING VALUE	TAX COST	MARKET VALUE	% OF MARKET	ESTIMATED INCOME	YIELD AT MARKET	MARKET UNIT PRICE
23.000	MEDTRONIC INC ACCOUNT 21-80-610-5754008	1,157.53	1,203.39	806.61	.022	22.31	2.766	35.070
48.000	MERCK & CO INC ACCOUNT 21-80-610-5754008	1,585.40	2,194.08	1,588.56	.044	80.64	5.076	33.095
44.000	MERITAGE HOMES CORPORATION ACCOUNT 21-80-690-5754008	1,337.78	1,337.78	824.12	.023	66.00	8.009	18.730
126.000	MERITOR INC ACCOUNT 21-80-672-5754008	1,701.46	1,725.89	1,064.70	.029			8.450
75.000	MICROSOFT CORP ACCOUNT 21-80-636-5754008	1,650.08	1,650.08	1,995.00	.055	60.00	3.008	26.600
47.000	MONSTER WORLDWIDE INC ACCOUNT 21-80-672-5754008	892.88	892.88	443.68	.012			9.440
35.000	MOOG INC CLASS A ACCOUNT 21-80-690-5754008	835.53	936.07	1,395.80	.038	2.45	.176	39.880
2.000	NVR INC ACCOUNT 21-80-660-5754008	1,123.71	1,123.71	1,273.00	.035			636.500
49.000	NASDAQ OMX GROUP INC ACCOUNT 21-80-660-5754008	1,380.47	1,380.47	1,160.81	.032			23.690
36.000	NATIONAL OILWELL VARCO INC ACCOUNT 21-80-640-5754008	1,257.22	1,593.89	2,380.32	.066	17.28	.726	66.120
65.000	NESTLE S.A. SPONSORED ADR REPSTG REG SH ACCOUNT 21-80-610-5754008	1,843.45	1,843.45	4,034.88	.111	114.86	2.847	62.075



STATEMENT OF INVESTMENTS

AS OF 08/31/11

ACCOUNT
21-80-501-5754008

J E LIPSCOMB JR TUV CHAR

PAGE 27

PAR VALUE /SHARES	INVESTMENT DESCRIPTION	CARRYING VALUE	TAX COST	MARKET VALUE	% OF MARKET	ESTIMATED INCOME	YIELD AT MARKET	MARKET UNIT PRICE
31.000	NETAPP INC ACCOUNT 21-80-660-5754008	1,149.19	1,149.19	1,166.22	.032			37.620
18.000	NEWMONT MINING CORP ACCOUNT 21-80-636-5754008	570.63	584.66	1,127.16	.031	25.20	2.236	62.620
104.000	NEWS CORPORATION CL A ACCOUNT 21-80-610-5754008	1,827.40	1,841.84	1,796.08	.049	19.76	1.100	17.270
55.000	NORTHEAST UTILITIES ACCOUNT 21-80-660-5754008	1,463.10	1,463.10	1,908.50	.053	60.50	3.170	34.700
31.000	NORTHROP GRUMMAN CORPORATION ACCOUNT 21-80-636-5754008	1,682.78	1,866.31	1,693.22	.047	62.00	3.662	54.620
29.000	NORTHWEST PIPE CO ACCOUNT 21-80-672-5754008	872.62	929.34	790.54	.022			27.260
31.000	NOVO NORDISK A S ADR	2,311.29	2,311.28	3,306.46	.091	42.10	1.273	106.660
14.000	NOVO NORDISK A S ADR	956.60	956.61	1,493.24	.041	19.01	1.273	106.660
149.000	NVIDIA CORP ACCOUNT 21-80-660-5754008	2,651.04	2,651.04	1,983.19	.055			13.310
120.000	NV ENERGY INC ACCOUNT 21-80-660-5754008	1,498.73	1,498.73	1,790.40	.049	62.40	3.485	14.920
26.000	OYO GEOSPACE ACCOUNT 21-80-672-5754008	1,771.22	1,874.46	1,916.20	.053			73.700



STATEMENT OF INVESTMENTS

AS OF 08/31/11

ACCOUNT
21-80-501-5754008

J E LIPSCOMB JR TUV CHAR

PAGE 28

PAR VALUE /SHARES	INVESTMENT DESCRIPTION	CARRYING VALUE	TAX COST	MARKET VALUE	% OF MARKET	ESTIMATED INCOME	YIELD AT MARKET	MARKET UNIT PRICE
21.000	OASIS PETROLEUM INC ACCOUNT 21-80-672-5754008	477.29	477.29	558.60	.015			26.600
26.000	OCCIDENTAL PETROLEUM CORP ACCOUNT 21-80-636-5754008	1,227.89	1,106.08	2,255.24	.062	47.84	2.121	86.740
26.000	OCCIDENTAL PETROLEUM CORP ACCOUNT 21-80-610-5754008	1,284.90	1,415.64	2,255.24	.062	47.84	2.121	86.740
32.000	ONEOK INC NEW ACCOUNT 21-80-690-5754008	679.04	679.04	2,268.80	.062	71.68	3.159	70.900
24.000	OPEN TEXT CORP ACCOUNT 21-80-640-5754008	1,531.15	1,531.15	1,416.00	.039			59.000
188.000	ORACLE CORP ACCOUNT 21-80-640-5754008	4,532.03	4,532.03	5,277.16	.145	45.12	.855	28.070
131.000	PPL CORPORATION ACCOUNT 21-80-660-5754008	3,914.36	3,914.36	3,783.28	.104	183.40	4.848	28.860
18.000	PVH CORP ACCOUNT 21-80-660-5754008	1,341.39	1,341.39	1,199.88	.033	2.70	.225	66.660
39.000	PVH CORP ACCOUNT 21-80-690-5754008	752.04	752.04	2,599.74	.072	5.85	.225	66.660
41.000	PAN AMERICAN SILVER CORP ISIN CA6979001089 SEDOL 2669272 ACCOUNT 21-80-640-5754008	1,287.10	1,287.10	1,342.34	.037	4.10	.305	32.740
68.000	PARAMETRIC TECHNOLOGY CORP ACCOUNT 21-80-660-5754008	1,107.83	1,107.83	1,224.00	.034			18.000



STATEMENT OF INVESTMENTS

AS OF 08/31/11

ACCOUNT
21-80-501-5754008

J E LIPSCOMB JR TUN CHAR

PAGE 29

PAR VALUE /SHARES	INVESTMENT DESCRIPTION	CARRYING VALUE	TAX COST	MARKET VALUE	% OF MARKET	ESTIMATED INCOME	YIELD AT MARKET	MARKET UNIT PRICE
38.000	PAREXEL INTERNATIONAL CORP ACCOUNT 21-80-672-5754008	836.17	836.17	774.44	.021			20.380
32.000	PARKER HANIFFIN CORP ACCOUNT 21-80-660-5754008	2,104.86	2,434.37	2,349.76	.065	47.36	2.016	73.430
10.000	PARKER HANIFFIN CORP ACCOUNT 21-80-640-5754008	661.08	703.52	734.30	.020	14.80	2.016	73.430
41.000	PATTERSON COS INC ACCOUNT 21-80-660-5754008	1,353.75	1,353.75	1,198.02	.033	19.68	1.643	29.220
106.000	PATTERSON-UTI ENERGY INC ACCOUNT 21-80-640-5754008	2,790.72	2,790.72	2,590.64	.071	21.20	.818	24.440
57.000	PENTAIR INC ACCOUNT 21-80-660-5754008	1,761.89	1,784.28	1,956.24	.054	45.60	2.331	34.320
43.000	PEPSICO INC ACCOUNT 21-80-610-5754008	1,594.16	2,099.69	2,770.49	.076	88.58	3.197	64.430
178.000	PFIZER INC ACCOUNT 21-80-636-5754008	3,958.45	4,196.52	3,378.44	.093	156.64	4.636	18.980
58.000	PHILIP MORRIS INTERNAT-W/I ACCOUNT 21-80-636-5754008	2,102.44	2,010.22	4,020.56	.111	178.64	4.443	69.320
88.000	PHILIP MORRIS INTERNAT-W/I ACCOUNT 21-80-610-5754008	3,126.20	3,555.03	6,100.16	.168	271.04	4.443	69.320
31.000	PINNACLE WEST CAPITAL CORP ACCOUNT 21-80-660-5754008	1,110.02	1,110.02	1,371.44	.038	65.10	4.747	44.240
15.000	PIONEER NAT RES CO ACCOUNT 21-80-660-5754008	1,318.34	1,318.34	1,172.55	.032	1.20	.102	78.170



STATEMENT OF INVESTMENTS

AS OF 08/31/11

ACCOUNT
21-80-501-5754008

J E LIPSCOMB JR TUV CHAR

PAGE 30

PAR VALUE /SHARES	INVESTMENT DESCRIPTION	CARRYING VALUE	TAX COST	MARKET VALUE	% OF MARKET	ESTIMATED INCOME	YIELD AT MARKET	MARKET UNIT PRICE
27.000	PLANTRONICS INC NEW ACCOUNT 21-80-672-5754008	894.90	894.90	865.35	.024	5.40	.624	32.050
117.000	POLYCOM INC ACCOUNT 21-80-660-5754008	2,065.50	2,065.51	2,784.60	.077			23.800
21.000	PRAXAIR INC ACCOUNT 21-80-610-5754008	1,079.64	1,165.84	2,068.29	.057	42.00	2.031	98.490
43.000	PRICE T ROWE GROUP INC ACCOUNT 21-80-640-5754008	2,449.97	2,604.80	2,299.64	.063	53.32	2.319	53.480
11.000	PRICELINE.COM INC ACCOUNT 21-80-640-5754008	2,574.54	2,776.07	5,909.86	.163			537.260
127.000	PRINCIPAL FINANCIAL GROUP ACCOUNT 21-80-660-5754008	2,939.68	3,055.74	3,220.72	.089	88.90	2.760	25.360
52.000	PROCTER & GAMBLE CO ACCOUNT 21-80-610-5754008	2,936.36	2,953.08	3,311.36	.091	109.20	3.298	63.680
77.000	PROTECTIVE LIFE CORP ACCOUNT 21-80-690-5754008	1,576.20	2,160.10	1,462.23	.040	49.28	3.370	18.990
15.000	QUAKER CHEMICAL CORPORATION ACCOUNT 21-80-672-5754008	624.19	624.19	500.10	.014	14.40	2.879	33.340
45.000	QLIK TECHNOLOGIES INC ACCOUNT 21-80-672-5754008	1,175.45	1,175.46	1,142.10	.031			25.380
60.000	QUALCOMM INC ACCOUNT 21-80-640-5754008	2,545.28	2,814.91	3,087.60	.085	51.60	1.671	51.460
71.000	QUALCOMM INC ACCOUNT 21-80-610-5754008	2,944.26	2,756.02	3,653.66	.101	61.06	1.671	51.460



STATEMENT OF INVESTMENTS

AS OF 08/31/11

ACCOUNT
21-80-501-5754008

PAGE 31

J E LIPSCOMB JR TUV CHAR

PAR VALUE /SHARES	INVESTMENT DESCRIPTION	CARRYING VALUE	TAX COST	MARKET VALUE	% OF MARKET	ESTIMATED INCOME	YIELD AT MARKET	MARKET UNIT PRICE
29.000	QUALITY SYSTEMS INC ACCOUNT 21-80-672-5754008	1,908.45	1,939.70	2,668.58	.073	20.30	.761	92.020
20.000	RTI INTERNATIONAL METALS ACCOUNT 21-80-672-5754008	652.88	652.88	532.80	.015	15.00	2.815	26.640
35.000	RANGE RES CORP ACCOUNT 21-80-660-5754008	2,088.23	2,088.23	2,266.60	.062	5.60	.247	64.760
68.000	RAYMOND JAMES FINANCIAL INC ACCOUNT 21-80-690-5754008	1,272.25	1,357.34	1,909.44	.053	35.36	1.852	28.080
46.000	REDWOOD TR INC ACCOUNT 21-80-672-5754008	674.15	674.15	577.76	.016	46.00	7.962	12.560
27.000	REGAL BELOIT CORP ACCOUNT 21-80-672-5754008	1,196.79	1,282.23	1,587.33	.044	19.44	1.225	58.790
36.000	REINSURANCE GROUP OF AMERICA ACCOUNT 21-80-690-5754008	1,036.51	1,036.51	1,921.32	.053	25.92	1.349	53.370
45.000	REPUBLIC SVCS INC ACCOUNT 21-80-660-5754008	1,163.20	1,316.66	1,366.20	.038	39.60	2.899	30.360
27.000	RIO TINTO PLC SPONSORED ADR ACCOUNT 21-80-610-5754008	1,784.26	1,784.26	1,651.32	.045	31.54	1.910	61.160
43.000	RIVERBED TECHNOLOGY INC ACCOUNT 21-80-672-5754008	516.37	516.38	1,065.54	.029			24.780
37.000	ROCHE HOLDING LTD SPONSORED ADR ACCOUNT 21-80-610-5754008	1,636.94	1,636.94	1,618.75	.045	41.81	2.583	43.750



STATEMENT OF INVESTMENTS

AS OF 08/31/11

ACCOUNT
21-80-501-5754008

J E LIPSCOMB JR TUV CHAR

PAGE 32

PAR VALUE /SHARES	INVESTMENT DESCRIPTION	CARRYING VALUE	TAX COST	MARKET VALUE	% OF MARKET	ESTIMATED INCOME	YIELD AT MARKET	MARKET UNIT PRICE
26.000	ROVI CORP ACCOUNT 21-80-672-5754008	432.92	494.06	1,271.14	.035			48.890
80.000	ROYAL DUTCH SHELL PLC ADR A ACCOUNT 21-80-610-5754008	4,585.84	4,985.88	5,364.00	.148	228.48	4.260	67.050
32.000	SBA COMMUNICATIONS CORP (IPO) ACCOUNT 21-80-690-5754008	645.61	645.62	1,209.28	.033			37.790
149.000	SLM CORP ACCOUNT 21-80-660-5754008	1,700.98	2,470.32	2,045.77	.056	59.60	2.913	13.750
31.000	SALIX PHARMACEUTICALS LTD ACCOUNT 21-80-672-5754008	1,109.85	1,149.31	943.95	.026			30.450
129.000	SAPIENT CORP ACCOUNT 21-80-672-5754008	1,574.10	1,574.10	1,384.17	.038			10.730
67.000	SARA LEE CORP ACCOUNT 21-80-660-5754008	1,171.80	1,171.80	1,208.68	.033	30.82	2.550	18.040
58.000	SCANA CORP W/I ACCOUNT 21-80-660-5754008	2,096.75	2,118.78	2,332.76	.064	112.52	4.823	40.220
17.000	SCHLUMBERGER LTD SEDOL 2779201 ISIN AN8068571086 ACCOUNT 21-80-640-5754008	1,264.95	1,264.95	1,328.04	.037	17.00	1.280	78.120
34.000	THE SCOTTS MIRACLE-GRO COMPANY ACCOUNT 21-80-690-5754008	1,257.59	1,358.28	1,651.04	.045	40.80	2.471	48.560
65.000	SCRIPPS NETWORKS INTERAC CL A ACCOUNT 21-80-660-5754008	3,279.92	3,279.92	2,785.25	.077	26.00	.933	42.850



STATEMENT OF INVESTMENTS

AS OF 08/31/11

ACCOUNT
21-80-501-5754008

J E LIPSCOMB JR TUW CHAR

PAGE 33

PAR VALUE /SHARES	INVESTMENT DESCRIPTION	CARRYING VALUE	TAX COST	MARKET VALUE	% OF MARKET	ESTIMATED INCOME	YIELD AT MARKET	MARKET UNIT PRICE
56.000	SEATTLE GENETICS INC / WA ACCOUNT 21-80-672-5754008	775.75	831.84	973.84	.027			17.390
51.000	SEMPRA ENERGY ACCOUNT 21-80-660-5754008	2,553.25	2,553.25	2,678.52	.074	97.92	3.656	52.520
125.000	SHUFFLE MASTER INC ACCOUNT 21-80-672-5754008	358.56	358.56	1,107.50	.031			8.860
39.000	SIRONA DENTAL SYSTEMS INC ACCOUNT 21-80-672-5754008	1,451.02	1,451.34	1,819.74	.050	97.50	5.358	46.660
51.000	JM SHUCKER CO/THE-NEW COM WI ACCOUNT 21-80-660-5754008	2,638.81	2,819.44	3,676.59	.101	97.92	2.663	72.090
28.000	SNAP ON INC ACCOUNT 21-80-690-5754008	933.24	933.24	1,481.48	.041	38.08	2.570	52.910
63.000	SOLARWINDS INC ACCOUNT 21-80-640-5754008	1,500.62	1,500.62	1,560.51	.043			24.770
47.000	SOTHEBY'S ACCOUNT 21-80-672-5754008	600.14	600.14	1,748.87	.048	15.04	.860	37.210
41.000	SOUTH JERSEY INDUSTRIES INC ACCOUNT 21-80-690-5754008	1,613.09	1,631.39	2,112.73	.058	66.01	3.124	51.530
60.000	SPIRIT AEROSYSTEMS HOLD CL A ACCOUNT 21-80-660-5754008	1,411.01	1,411.01	1,006.80	.028	19.20	1.907	16.780
534.000	SPRINT NEXTEL CORP ACCOUNT 21-80-660-5754008	2,378.88	2,625.17	2,007.84	.055	53.40	2.660	3.760



STATEMENT OF INVESTMENTS

AS OF 08/31/11

ACCOUNT
21-80-501-5754008

J E LIPSCOMB JR TUV CHAR

PAGE 34

PAR VALUE /SHARES	INVESTMENT DESCRIPTION	CARRYING VALUE	TAX COST	MARKET VALUE	% OF MARKET	ESTIMATED INCOME	YIELD AT MARKET	MARKET UNIT PRICE
143.000	STAPLES INC ACCOUNT 21-80-636-5754008	2,927.15	3,134.11	2,107.82	.058	57.20	2.714	14.740
38.000	STARBUCKS CORP ACCOUNT 21-80-640-5754008	749.84	1,158.64	1,467.56	.040	25.84	1.761	38.620
43.000	STATE AUTO FINANCIAL CORP ACCOUNT 21-80-690-5754008	1,457.81	1,457.82	605.44	.017	25.80	4.261	14.080
18.000	STIFEL FINL CORP ACCOUNT 21-80-672-5754008	526.28	526.28	541.44	.015	2.16	.399	30.080
29.000	SUCCESSFACTORS INC ACCOUNT 21-80-672-5754008	622.95	622.95	677.44	.019			23.360
-14.000	SUNTRUST BANKS INC ACCOUNT 21-80-660-5754008	-304.63	-230.40	-278.60	.008	-2.80	1.005	19.900
135.000	SUNTRUST BANKS INC ACCOUNT 21-80-636-5754008	2,831.78	2,831.78	2,686.50	.074	27.00	1.005	19.900
47.000	SWIFT ENERGY CO ACCOUNT 21-80-690-5754008	1,031.66	1,127.53	1,449.95	.040			30.850
39.000	TRW AUTOMOTIVE HOLDINGS CORP ACCOUNT 21-80-660-5754008	1,211.71	1,211.71	1,625.91	.045			41.690
52.000	TANGER FACTORY OUTLET ACCOUNT 21-80-660-5754008	1,285.16	1,285.16	1,462.76	.040	41.60	2.844	28.130
49.000	TARGET CORP ACCOUNT 21-80-610-5754008	2,547.58	2,547.58	2,531.83	.070	58.80	2.322	51.670
30.000	TELEDYNE TECHNOLOGIES INC ACCOUNT 21-80-690-5754008	1,347.99	1,369.23	1,637.70	.045			54.590



STATEMENT OF INVESTMENTS

AS OF 08/31/11

ACCOUNT
21-80-501-5754008

J E LIPSCOMB JR TUN CHAR

PAGE 35

PAR VALUE /SHARES	INVESTMENT DESCRIPTION	CARRYING VALUE	TAX COST	MARKET VALUE	% OF MARKET	ESTIMATED INCOME	YIELD AT MARKET	MARKET UNIT PRICE
29.000	TENNECO INC ACCOUNT 21-80-672-5754008	593.14	593.14	951.49	.026	5.80	.610	32.810
24.000	TERADATA CORP ACCOUNT 21-80-640-5754008	1,392.71	1,392.71	1,256.64	.035			52.360
66.000	TERADYNE INCORPORATED ACCOUNT 21-80-672-5754008	452.39	453.67	798.60	.022			12.100
62.000	TEXAS INSTRUMENTS INC ACCOUNT 21-80-610-5754008	1,941.02	2,033.61	1,625.02	.045	42.16	2.594	26.210
59.000	TEXTRON INC ACCOUNT 21-80-660-5754008	1,223.04	1,223.04	995.33	.027	4.72	.474	16.870
67.000	THORATEC CORP ACCOUNT 21-80-672-5754008	1,254.46	1,407.39	2,295.42	.063			34.260
60.000	TIBCO SOFTWARE INC ACCOUNT 21-80-672-5754008	461.70	482.44	1,342.80	.037			22.380
47.000	TIM PARTICIPACOES SA ADR	1,317.24	1,317.24	1,463.58	.040	29.05	1.985	31.140
51.000	TIMKEN CO ACCOUNT 21-80-690-5754008	1,464.24	1,481.96	2,006.85	.055	40.80	2.033	39.350
98.000	TITANIUM METALS CORP ACCOUNT 21-80-672-5754008	1,418.24	1,418.24	1,570.94	.043	29.40	1.871	16.030
58.000	TOTAL S A ACCOUNT 21-80-610-5754008	3,297.69	3,395.73	2,844.32	.078	152.83	5.373	49.040



STATEMENT OF INVESTMENTS

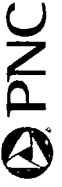
AS OF 08/31/11

ACCOUNT
21-80-501-5754008

PAGE 36

J E LIPSCOMB JR TUN CHAR

PAR VALUE /SHARES	INVESTMENT DESCRIPTION	CARRYING VALUE	TAX COST	MARKET VALUE	% OF MARKET	ESTIMATED INCOME	YIELD AT MARKET	MARKET UNIT PRICE
38.000	TRIUMPH GROUP INC NEW ACCOUNT 21-80-672-5754008	1,274.16	1,302.33	1,990.44	.055	6.08	.305	52.380
67.000	TRUSTMARK CORP ACCOUNT 21-80-690-5754008	1,173.70	1,176.77	1,440.50	.040	61.64	4.279	21.500
89.000	TWO HARBORS INVESTMENT CORP ACCOUNT 21-80-672-5754008	950.84	950.84	851.73	.023	142.40	16.719	9.570
14.000	UMB FINL CORP ACCOUNT 21-80-672-5754008	643.95	643.95	542.92	.015	11.48	2.114	38.780
83.000	US BANCORP DEL COM NEW ACCOUNT 21-80-636-5754008	2,377.26	2,445.63	1,926.43	.053	41.50	2.154	23.210
34.000	URS CORP NEW ACCOUNT 21-80-690-5754008	1,383.76	1,388.04	1,192.38	.033			35.070
51.000	UNITED BANKSHARES INC W VIRGINIA ACCOUNT 21-80-690-5754008	1,520.53	1,612.76	1,145.97	.032	63.24	5.518	22.470
44.000	UNITED FIRE & CASUALTY CO ACCOUNT 21-80-690-5754008	1,385.93	1,700.77	796.84	.022	26.40	3.313	18.110
49.000	UNITED TECHNOLOGIES CORP ACCOUNT 21-80-636-5754008	3,505.98	3,500.99	3,638.25	.100	94.08	2.586	74.250
23.000	UNITED TECHNOLOGIES CORP ACCOUNT 21-80-610-5754008	1,562.55	1,663.76	1,707.75	.047	44.16	2.586	74.250
61.000	UNITEDHEALTH GROUP INC ACCOUNT 21-80-636-5754008	2,557.08	3,058.90	2,898.72	.080	39.65	1.368	47.520



STATEMENT OF INVESTMENTS

AS OF 08/31/11

ACCOUNT
21-80-501-5754008

J E LIPSCOMB JR TUN CHAR

PAGE 37

PAR VALUE /SHARES	INVESTMENT DESCRIPTION	CARRYING VALUE	TAX COST	MARKET VALUE	% OF MARKET	ESTIMATED INCOME	YIELD AT MARKET	MARKET UNIT PRICE
62.000	UNIVERSAL ELECTRONICS ACCOUNT 21-80-672-5754008	1,571.04	1,798.86	1,209.62	.033			19.510
41.000	VALERO ENERGY CORP ACCOUNT 21-80-636-5754008	1,995.80	1,995.80	931.52	.026	24.60	2.641	22.720
57.000	VALSPAR CORP ACCOUNT 21-80-690-5754008	1,472.86	1,512.90	1,840.53	.051	45.60	2.478	32.290
25.000	VEECO INSTRUMENTS INC DEL ACCOUNT 21-80-672-5754008	822.00	822.00	909.00	.025			36.360
42.000	VENTAS INC ACCOUNT 21-80-660-5754008	2,061.03	2,084.60	2,246.16	.062	96.60	4.301	53.480
55.000	VITAMIN SHOPPE INC ACCOUNT 21-80-672-5754008	1,113.80	1,140.57	2,436.50	.067			44.300
50.000	WGL HLDGS INC ACCOUNT 21-80-690-5754008	1,430.12	1,432.78	2,068.00	.057	77.50	3.748	41.360
25.000	WABCO HOLDINGS INC ACCOUNT 21-80-672-5754008	869.03	869.03	1,166.25	.032	7.00	.600	46.650
35.000	WAL-MART STORES INC ACCOUNT 21-80-610-5754008	1,385.85	1,850.80	1,861.65	.051	51.10	2.745	53.190
57.000	WALGREEN CO ACCOUNT 21-80-610-5754008	2,217.05	2,217.05	2,006.97	.055	51.30	2.556	35.210
62.000	WASTE CONNECTIONS INC ACCOUNT 21-80-672-5754008	936.89	936.89	2,144.58	.059	22.32	1.041	34.590
21.000	WATSON PHARMACEUTICAL ACCOUNT 21-80-640-5754008	1,452.11	1,452.11	1,409.52	.039			67.120



STATEMENT OF INVESTMENTS

AS OF 08/31/11

ACCOUNT
21-80-501-5754008

J E LIPSCOMB JR TUV CHAR

PAGE 38

PAR VALUE /SHARES	INVESTMENT DESCRIPTION	CARRYING VALUE	TAX COST	MARKET VALUE	% OF MARKET	ESTIMATED INCOME	YIELD AT MARKET	MARKET UNIT PRICE
137.000	WELLS FARGO & COMPANY ACCOUNT 21-80-636-5754008	2,407.39	2,407.39	3,575.70	.098	65.76	1.839	26.100
128.000	XCEL ENERGY INC ACCOUNT 21-80-660-5754008	2,734.30	2,813.53	3,157.76	.087	133.12	4.216	24.670
40.000	XILINK INC ACCOUNT 21-80-660-5754008	1,323.46	1,323.46	1,245.60	.034	30.40	2.441	31.140
43.000	ZIMMER HOLDINGS INC ACCOUNT 21-80-636-5754008	1,943.31	1,943.31	2,446.27	.067	30.96	1.266	56.890
	TOTAL COMMON STOCK	630,273.16	664,604.34	742,583.88	20.443	12,714.80	1.712	
	LIMITED PARTNERSHIPS							
59.000	KKR FINANCIAL HOLDINGS LLC REIT ACCOUNT 21-80-672-5754008	515.34	515.34	510.35	.014	42.48	8.324	8.650
	TOTAL LIMITED PARTNERSHIPS	515.34	515.34	510.35	.014	42.48	8.324	
	MUTUAL FUNDS - FIXED							
1,767.000	ISHARES BARCLAYS TR U S TIP ETF ACCOUNT 21-80-001-5754008	184,454.60	184,454.60	202,003.44	5.563	8,453.33	4.185	114.320
7,283.321	TEMPLETON GLOBAL BOND FUND AD FUND #616 ACCOUNT 21-80-001-5754008	100,000.00	100,000.00	100,509.83	2.768	4,617.63	4.594	13.800



STATEMENT OF INVESTMENTS

AS OF 08/31/11

PAGE 39

J E LIPSCOMB JR TUN CHAR

ACCOUNT
21-80-501-5754008

PAR VALUE /SHARES	INVESTMENT DESCRIPTION	CARRYING VALUE	TAX COST	MARKET VALUE	% OF MARKET	ESTIMATED INCOME	YIELD AT MARKET	MARKET UNIT PRICE
112.333	VANGUARD TOTAL BOND MARKET INDEX FUND CL SIG FD #1351 (INCOME INVESTMENT) ACCOUNT 21-80-001-5754008	1,185.11	1,185.11	1,231.17	.034	39.32	3.194	10.960
69,823.786	VANGUARD TOTAL BOND MARKET INDEX FUND CL SIG FD #1351 ACCOUNT 21-80-001-5754008	709,837.77	714,521.40	765,268.69	21.076	24,438.33	3.193	10.960
213.880	WESTERN ASSET INTMD BND-IN (INCOME INVESTMENT) ACCOUNT 21-80-001-5754008	2,158.05	2,158.05	2,344.12	.065	74.43	3.175	10.960
20,728.094	WESTERN ASSET INTMD BND-IN (INCOME INVESTMENT) ACCOUNT 21-80-001-5754008	217,812.12	218,377.23	227,179.91	6.257	7,213.38	3.175	10.960
	TOTAL MUTUAL FUNDS - FIXED	1,215,447.65	1,220,696.39	1,298,537.16	35.763	44,836.42	3.453	
	MUTUAL FUNDS - EQUITY							
682.269	BARON ASSET FUND FD #585 ACCOUNT 21-80-001-5754008	31,572.07	41,295.96	37,620.31	1.036			55.140
5,182.625	DWS RREEF GLOBAL REAL ESTATE SECURITIES FUND CLASS FUND #2365 ACCOUNT 21-80-001-5754008	35,086.37	35,086.37	38,299.60	1.055	1,254.20	3.275	7.390
37.209	HARBOR INTERNATIONAL FUND CLASS INS (INCOME INVESTMENT) ACCOUNT 21-80-001-5754008	2,568.92	2,568.92	2,129.47	.059	48.97	2.300	57.230



STATEMENT OF INVESTMENTS

AS OF 08/31/11

ACCOUNT
21-80-501-5754008

J E LIPSCOMB JR TUM CHAR

PAGE 40

PAR VALUE /SHARES	INVESTMENT DESCRIPTION	CARRYING VALUE	TAX COST	MARKET VALUE	% OF MARKET	ESTIMATED INCOME	YIELD AT MARKET	MARKET UNIT PRICE
4,634.409	HARBOR INTERNATIONAL FUND CLASS INS ACCOUNT 21-80-001-5754008	220,047.12	237,605.34	265,227.23	7.304	6,098.88	2.299	57.230
4,076.000	ISHARES RUSSELL 1000 VALUE INDEX FUND ETF ACCOUNT 21-80-001-5754008	260,811.06	267,270.94	251,000.08	6.913	5,942.81	2.368	61.580
950.000	ISHARES DOW JONES U.S. REAL ESTATE INDEX FUND ETF ACCOUNT 21-80-001-5754008	36,081.00	36,081.00	54,359.00	1.497	2,066.25	3.801	57.220
45.786	T ROWE PRICE GROWTH STOCK FD # 40 (INCOME INVESTMENT) ACCOUNT 21-80-001-5754008	1,482.27	1,482.27	1,452.79	.040	.78	.054	31.730
12,015.731	T ROWE PRICE GROWTH STOCK FD # 40 ACCOUNT 21-80-001-5754008	305,190.45	308,429.04	381,259.14	10.500	204.27	.054	31.730
2,137.952	RS EMERGING MARKETS FUND CLASS A ACCOUNT 21-80-001-5754008	42,288.69	42,288.69	50,134.97	1.381	1,180.15	2.354	23.450
701.235	T ROWE PRICE MID CAP GROWTH INC FD #64 ACCOUNT 21-80-001-5754008	36,705.33	36,760.28	39,907.28	1.099			56.910
2,806.303	T ROWE PRICE REAL ESTATE FUND FD #122 ACCOUNT 21-80-001-5754008	31,318.35	31,318.35	51,186.97	1.410	1,122.52	2.193	18.240



STATEMENT OF INVESTMENTS

AS OF 08/31/11

ACCOUNT
21-80-501-5754008

J E LIPSCOMB JR TUW CHAR

PAGE 41

PAR VALUE /SHARES	INVESTMENT DESCRIPTION	CARRYING VALUE	TAX COST	MARKET VALUE	% OF MARKET	ESTIMATED INCOME	YIELD AT MARKET	MARKET UNIT PRICE
5,953.712	SELECTED AMERICAN SHARES-D ACCOUNT 21-80-001-5754008	220,000.00	220,000.00	233,445.05	6.429	1,798.02	.770	39.210
	TOTAL MUTUAL FUNDS - EQUITY	1,223,151.63	1,260,187.16	1,406,021.89	38.723	19,716.85	1.402	
	MUTUAL FUNDS - BALANCED							
6,269.408	IVY GLBL NATURAL RESOURCES FD CL Y FUND #722 ACCOUNT 21-80-001-5754008	97,050.44	97,050.44	123,256.56	3.395	126.64	.103	19.660
	TOTAL MUTUAL FUNDS - BALANCED	97,050.44	97,050.44	123,256.56	3.395	126.64	.103	
	TOTAL INVESTMENTS	3,226,592.86	3,303,208.31	3,631,064.48	100.000	77,469.67	2.133	



A C C O U N T S U M M A R Y

08/31/11 THROUGH 08/31/11

PAGE 42

ACCOUNT
21-80-501-5754008

J E LIPSCOMB JR TUV CHAR

	INCOME CASH	INCOME CARRYING VALUE	PRINCIPAL CASH	PRINCIPAL CARRYING VALUE
--	-------------	-----------------------	----------------	--------------------------

	0.00	17,733.12	0.00	3,208,859.74
--	------	-----------	------	--------------

YOUR TRUST ACCOUNT BALANCES ON 08/31/11 WERE

DURING THE PERIOD INCOME WAS RECEIVED FROM
 NO DIVIDENDS THIS PERIOD
 NO NON-TAXABLE INTEREST INCOME THIS PERIOD
 NO TAXABLE INTEREST INCOME THIS PERIOD
 NO RENTAL INCOME THIS PERIOD

THUS TOTAL INCOME RECEIVED EQUALED

NO CONTRIBUTIONS WERE RECEIVED THIS PERIOD

NO SALES THIS PERIOD

NO INCOME OR PRINCIPAL TRANSFERS THIS PERIOD

NO PURCHASES THIS PERIOD

EXPENSES INCURRED DURING THIS PERIOD WERE
 NO FEES CHARGED THIS PERIOD
 NO OTHER EXPENSES THIS PERIOD

FOR TOTAL EXPENSES OF

NO PAYMENTS WERE MADE TO OR FOR YOU THIS PERIOD

YOUR CURRENT BALANCES AS OF 08/31/11 ARE

	0.00	17,733.12	0.00	3,208,859.74
--	------	-----------	------	--------------

