



See a Social Security Number? Say Something!
Report Privacy Problems to <https://public.resource.org/privacy>
Or call the IRS Identity Theft Hotline at 1-800-908-4490



Form **990-PF**

Department of the Treasury
Internal Revenue Service

Return of Private Foundation
or Section 4947(a)(1) Nonexempt Charitable Trust
Treated as a Private Foundation

Note. The foundation may be able to use a copy of this return to satisfy state reporting requirements

OMB No 1545-0052
2010

For calendar year 2010, or tax year beginning 08-01-2010 , and ending 07-31-2011

G Check all that apply

☐ Initial return

☐ Initial return of a former public charity

☐ Final return

☐ Amended return

☐ Address change

☐ Name change

Name of foundation
HARCOURT M & VIRGINIA W SYLVESTER
FOUNDATION INC

A Employer identification number
59-2018824

Number and street (or P O box number if mail is not delivered to street address)
WELLS FARGO BANK NA 255 S COUNTY
ROAD

Room/suite

B Telephone number (see page 10 of the instructions)
(561) 820-1012

City or town, state, and ZIP code
PALM BEACH, FL 33480

C If exemption application is pending, check here ☐

D 1. Foreign organizations, check here ☐

2. Foreign organizations meeting the 85% test, check here and attach computation ☐







H Check type of organization ☒ Section 501(c)(3) exempt private foundation
☐ Section 4947(a)(1) nonexempt charitable trust ☐ Other taxable private foundation

E If private foundation status was terminated under section 507(b)(1)(A), check here ☐

F If the foundation is in a 60-month termination under section 507(b)(1)(B), check here ☐

I Fair market value of all assets at end of year (from Part II, col. (c), line 16)
\$ 32,235,962

J Accounting method ☐ Cash ☒ Accrual
☐ Other (specify)
(Part I, column (d) must be on cash basis.)

Part I Analysis of Revenue and Expenses (The total of amounts in columns (b), (c), and (d) may not necessarily equal the amounts in column (a) (see page 11 of the instructions))		(a) Revenue and expenses per books	(b) Net investment income	(c) Adjusted net income	(d) Disbursements for charitable purposes (cash basis only)
Revenue	1 Contributions, gifts, grants, etc , received (attach schedule)				
	2 Check <input checked="" type="checkbox"/> if the foundation is not required to attach Sch B				
	3 Interest on savings and temporary cash investments	279,380	279,380		
	4 Dividends and interest from securities.	473,225	473,225		
	5a Gross rents				
	b Net rental income or (loss) _____				
	6a Net gain or (loss) from sale of assets not on line 10	1,515,007			
	b Gross sales price for all assets on line 6a <u>33,762,214</u>				
	7 Capital gain net income (from Part IV , line 2)		394,883		
	8 Net short-term capital gain				
	9 Income modifications				
	10a Gross sales less returns and allowances				
	b Less Cost of goods sold				
Operating and Administrative Expenses	c Gross profit or (loss) (attach schedule)				
	11 Other income (attach schedule)	 6,534	6,534		
	12 Total. Add lines 1 through 11	2,274,146	1,154,022		
	13 Compensation of officers, directors, trustees, etc	45,000	22,500		0
	14 Other employee salaries and wages				
	15 Pension plans, employee benefits				
	16a Legal fees (attach schedule).	 12,974	0		0
	b Accounting fees (attach schedule).	 51,000	0		0
	c Other professional fees (attach schedule)	 142,869	142,869		0
	17 Interest				
	18 Taxes (attach schedule) (see page 14 of the instructions)	 10,078	10,078		0
	19 Depreciation (attach schedule) and depletion				
	20 Occupancy				
	21 Travel, conferences, and meetings				
	22 Printing and publications				
	23 Other expenses (attach schedule).	 48,132	44,732		0
	24 Total operating and administrative expenses. Add lines 13 through 23	310,053	220,179		0
	25 Contributions, gifts, grants paid	1,944,800			1,944,800
	26 Total expenses and disbursements. Add lines 24 and 25	2,254,853	220,179		1,944,800
	27 Subtract line 26 from line 12				
	a Excess of revenue over expenses and disbursements	19,293			
	b Net investment income (if negative, enter -0-)		933,843		
	c Adjusted net income (if negative, enter -0-)				

For Privacy Act and Paperwork Reduction Act Notice, see page 30 of the instructions.

Cat No 11289X

Form **990-PF** (2010)

Part II Balance Sheets		Attached schedules and amounts in the description column should be for end-of-year amounts only (See instructions)	Beginning of year	End of year	
			(a) Book Value	(b) Book Value	(c) Fair Market Value
Assets	1	Cash—non-interest-bearing			
	2	Savings and temporary cash investments			
	3	Accounts receivable ▶ _____ Less allowance for doubtful accounts ▶ _____			
	4	Pledges receivable ▶ _____ Less allowance for doubtful accounts ▶ _____			
	5	Grants receivable			
	6	Receivables due from officers, directors, trustees, and other disqualified persons (attach schedule) (see page 15 of the instructions)			
	7	Other notes and loans receivable (attach schedule) ▶ _____ Less allowance for doubtful accounts ▶ _____			
	8	Inventories for sale or use			
	9	Prepaid expenses and deferred charges	25,141	5,819	5,819
	10a	Investments—U S and state government obligations (attach schedule)	3,009,228	<input checked="" type="checkbox"/> 3,076,558	3,116,505
	b	Investments—corporate stock (attach schedule)	18,655,779	<input checked="" type="checkbox"/> 19,884,168	20,494,042
	c	Investments—corporate bonds (attach schedule).	4,242,912	<input checked="" type="checkbox"/> 4,636,817	6,940,231
	11	Investments—land, buildings, and equipment basis ▶ _____ Less accumulated depreciation (attach schedule) ▶ _____			
	12	Investments—mortgage loans			
	13	Investments—other (attach schedule)	3,537,275	<input checked="" type="checkbox"/> 1,679,185	1,679,365
	14	Land, buildings, and equipment basis ▶ _____ Less accumulated depreciation (attach schedule) ▶ _____			
15	Other assets (describe ▶ _____)				
16	Total assets (to be completed by all filers—see the instructions Also, see page 1, item I)	29,470,335	29,282,547	32,235,962	
Liabilities	17	Accounts payable and accrued expenses	17,500	68,500	
	18	Grants payable			
	19	Deferred revenue			
	20	Loans from officers, directors, trustees, and other disqualified persons			
	21	Mortgages and other notes payable (attach schedule)			
	22	Other liabilities (describe ▶ _____)			
	23	Total liabilities (add lines 17 through 22)	17,500	68,500	
Net Assets or Fund Balances		Foundations that follow SFAS 117, check here ▶ <input type="checkbox"/> and complete lines 24 through 26 and lines 30 and 31.			
	24	Unrestricted			
	25	Temporarily restricted			
	26	Permanently restricted			
		Foundations that do not follow SFAS 117, check here ▶ <input checked="" type="checkbox"/> and complete lines 27 through 31.			
	27	Capital stock, trust principal, or current funds	29,529,049	29,529,049	
	28	Paid-in or capital surplus, or land, bldg , and equipment fund	0	0	
	29	Retained earnings, accumulated income, endowment, or other funds	-76,214	-315,002	
	30	Total net assets or fund balances (see page 17 of the instructions)	29,452,835	29,214,047	
	31	Total liabilities and net assets/fund balances (see page 17 of the instructions)	29,470,335	29,282,547	

Part III Analysis of Changes in Net Assets or Fund Balances		
1	Total net assets or fund balances at beginning of year—Part II, column (a), line 30 (must agree with end-of-year figure reported on prior year’s return)	1 29,452,835
2	Enter amount from Part I, line 27a	2 19,293
3	Other increases not included in line 2 (itemize) ▶ <input checked="" type="checkbox"/> _____	3 8,750
4	Add lines 1, 2, and 3	4 29,480,878
5	Decreases not included in line 2 (itemize) ▶ <input checked="" type="checkbox"/> _____	5 266,831
6	Total net assets or fund balances at end of year (line 4 minus line 5)—Part II, column (b), line 30	6 29,214,047

Part IV

Capital Gains and Losses for Tax on Investment Income

(a) List and describe the kind(s) of property sold (e g , real estate, 2-story brick warehouse, or common stock, 200 shs MLC Co)		(b) How acquired P—Purchase D—Donation	(c) Date acquired (mo , day, yr)	(d) Date sold (mo , day, yr)
1a	See Additional Data Table			
b				
c				
d				
e				
(e) Gross sales price		(f) Depreciation allowed (or allowable)	(g) Cost or other basis plus expense of sale	
(h) Gain or (loss) (e) plus (f) minus (g)				
a	See Additional Data Table			
b				
c				
d				
e				
Complete only for assets showing gain in column (h) and owned by the foundation on 12/31/69			(I) Gains (Col (h) gain minus col (k), but not less than -0-) or Losses (from col (h))	
(i) F M V as of 12/31/69		(j) Adjusted basis as of 12/31/69	(k) Excess of col (i) over col (j), if any	
a	See Additional Data Table			
b				
c				
d				
e				
2	Capital gain net income or (net capital loss)		2	394,883
3	Net short-term capital gain or (loss) as defined in sections 1222(5) and (6) If gain, also enter in Part I, line 8, column (c) (see pages 13 and 17 of the instructions) If (loss), enter -0- in Part I, line 8			

Part V

Qualification Under Section 4940(e) for Reduced Tax on Net Investment Income

(For optional use by domestic private foundations subject to the section 4940(a) tax on net investment income)

If section 4940(d)(2) applies, leave this part blank

Was the foundation liable for the section 4942 tax on the distributable amount of any year in the base period? ☐ Yes ☒ No
If "Yes," the foundation does not qualify under section 4940(e) Do not complete this part

1 Enter the appropriate amount in each column for each year, see page 18 of the instructions before making any entries				
(a) Base period years Calendar year (or tax year beginning in)	(b) Adjusted qualifying distributions	(c) Net value of noncharitable-use assets	(d) Distribution ratio (col (b) divided by col (c))	
2009	3,030,642	29,619,730	0 102318	
2008	1,863,940	29,160,927	0 063919	
2007	1,218,752	38,206,791	0 031899	
2006	3,090,930	38,063,350	0 081205	
2005	2,952,330	37,691,806	0 078328	
2	Total of line 1, column (d).		2	0 357669
3	Average distribution ratio for the 5-year base period—divide the total on line 2 by 5, or by the number of years the foundation has been in existence if less than 5 years		3	0 071534
4	Enter the net value of noncharitable-use assets for 2010 from Part X, line 5.		4	30,057,169
5	Multiply line 4 by line 3.		5	2,150,110
6	Enter 1% of net investment income (1% of Part I, line 27b).		6	9,338
7	Add lines 5 and 6.		7	2,159,448
8	Enter qualifying distributions from Part XII, line 4.		8	1,944,800
If line 8 is equal to or greater than line 7, check the box in Part VI, line 1b, and complete that part using a 1% tax rate See the Part VI instructions on page 18				

Part VI Excise Tax Based on Investment Income (Section 4940(a), 4940(b), 4940(e), or 4948—see page 18 of the instructions)			
1a Exempt operating foundations described in section 4940(d)(2), check here <input type="checkbox"/> and enter "N/A" on line 1 Date of ruling or determination letter _____ (attach copy of letter if necessary—see instructions)			
b Domestic foundations that meet the section 4940(e) requirements in Part V, check here <input type="checkbox"/> and enter 1% of Part I, line 27b		1	18,677
c All other domestic foundations enter 2% of line 27b Exempt foreign organizations enter 4% of Part I, line 12, col (b)			
2 Tax under section 511 (domestic section 4947(a)(1) trusts and taxable foundations only Others enter -0-)		2	0
3 Add lines 1 and 2.		3	18,677
4 Subtitle A (income) tax (domestic section 4947(a)(1) trusts and taxable foundations only Others enter -0-)		4	0
5 Tax based on investment income. Subtract line 4 from line 3 If zero or less, enter -0-		5	18,677
6 Credits/Payments			
a	2010 estimated tax payments and 2009 overpayment credited to 2010	6a	23,686
b	Exempt foreign organizations—tax withheld at source	6b	
c	Tax paid with application for extension of time to file (Form 8868)	6c	
d	Backup withholding erroneously withheld	6d	
7 Total credits and payments Add lines 6a through 6d.		7	23,686
8 Enter any penalty for underpayment of estimated tax Check here <input type="checkbox"/> if Form 2220 is attached		8	
9 Tax due. If the total of lines 5 and 8 is more than line 7, enter amount owed		9	
10 Overpayment. If line 7 is more than the total of lines 5 and 8, enter the amount overpaid.		10	5,009
11 Enter the amount of line 10 to be Credited to 2011 estimated tax 5,009 Refunded		11	0

Part VII-A Statements Regarding Activities			
1a During the tax year, did the foundation attempt to influence any national, state, or local legislation or did it participate or intervene in any political campaign?			Yes No
b Did it spend more than \$100 during the year (either directly or indirectly) for political purposes (see page 19 of the instructions for definition)? If the answer is "Yes" to 1a or 1b, attach a detailed description of the activities and copies of any materials published or distributed by the foundation in connection with the activities.		1a 1b	No No
c Did the foundation file Form 1120-POL for this year?		1c	No
d Enter the amount (if any) of tax on political expenditures (section 4955) imposed during the year (1) On the foundation \$ 0 (2) On foundation managers \$ 0			
e Enter the reimbursement (if any) paid by the foundation during the year for political expenditure tax imposed on foundation managers \$ 0			
2 Has the foundation engaged in any activities that have not previously been reported to the IRS? If "Yes," attach a detailed description of the activities.		2	No
3 Has the foundation made any changes, not previously reported to the IRS, in its governing instrument, articles of incorporation, or bylaws, or other similar instruments? If "Yes," attach a conformed copy of the changes		3	No
4a Did the foundation have unrelated business gross income of \$1,000 or more during the year?		4a	Yes
b If "Yes," has it filed a tax return on Form 990-T for this year?		4b	Yes
5 Was there a liquidation, termination, dissolution, or substantial contraction during the year? If "Yes," attach the statement required by General Instruction T.		5	No
6 Are the requirements of section 508(e) (relating to sections 4941 through 4945) satisfied either • By language in the governing instrument, or • By state legislation that effectively amends the governing instrument so that no mandatory directions that conflict with the state law remain in the governing instrument?		6	Yes
7 Did the foundation have at least \$5,000 in assets at any time during the year? If "Yes," complete Part II, col (c), and Part XV		7	Yes
8a Enter the states to which the foundation reports or with which it is registered (see page 19 of the instructions) FL			
b If the answer is "Yes" to line 7, has the foundation furnished a copy of Form 990-PF to the Attorney General (or designate) of each state as required by General Instruction G? If "No," attach explanation .		8b	Yes
9 Is the foundation claiming status as a private operating foundation within the meaning of section 4942(j)(3) or 4942(j)(5) for calendar year 2010 or the taxable year beginning in 2010 (see instructions for Part XIV on page 27)? If "Yes," complete Part XIV		9	No
10 Did any persons become substantial contributors during the tax year? If "Yes," attach a schedule listing their names and addresses		10	No

Part VII-A

Statements Regarding Activities *(continued)*

11	At any time during the year, did the foundation, directly or indirectly, own a controlled entity within the meaning of section 512(b)(13)? If "Yes," attach schedule (see page 20 of the instructions).	11		No
12	Did the foundation acquire a direct or indirect interest in any applicable insurance contract before August 17, 2008?	12		No
13	Did the foundation comply with the public inspection requirements for its annual returns and exemption application? Website address N/A	13	Yes	
14	The books are in care of WELLS FARGO BANK NA Telephone no (561) 820-1012 Located at 255 S COUNTY ROAD PALM BEACH FL ZIP+4 33480			
15	Section 4947(a)(1) nonexempt charitable trusts filing Form 990-PF in lieu of Form 1041 —Check here and enter the amount of tax-exempt interest received or accrued during the year.	15		
16	At any time during calendar year 2010, did the foundation have an interest in or a signature or other authority over a bank, securities, or other financial account in a foreign country?	16		No
See page 20 of the instructions for exceptions and filing requirements for Form TD F 90-22.1 If "Yes", enter the name of the foreign country.				

Part VII-B

Statements Regarding Activities for Which Form 4720 May Be Required

File Form 4720 if any item is checked in the "Yes" column, unless an exception applies.			Yes	No
1a	During the year did the foundation (either directly or indirectly) (1) Engage in the sale or exchange, or leasing of property with a disqualified person? Yes No (2) Borrow money from, lend money to, or otherwise extend credit to (or accept it from) a disqualified person? Yes No (3) Furnish goods, services, or facilities to (or accept them from) a disqualified person? Yes No (4) Pay compensation to, or pay or reimburse the expenses of, a disqualified person? Yes No (5) Transfer any income or assets to a disqualified person (or make any of either available for the benefit or use of a disqualified person)? Yes No (6) Agree to pay money or property to a government official? (Exception. Check "No" if the foundation agreed to make a grant to or to employ the official for a period after termination of government service, if terminating within 90 days). Yes No			
b	If any answer is "Yes" to 1a(1)–(6), did any of the acts fail to qualify under the exceptions described in Regulations section 53.4941(d)-3 or in a current notice regarding disaster assistance (see page 20 of the instructions)? Organizations relying on a current notice regarding disaster assistance check here.	1b		
c	Did the foundation engage in a prior year in any of the acts described in 1a, other than excepted acts, that were not corrected before the first day of the tax year beginning in 2010?	1c		No
2	Taxes on failure to distribute income (section 4942) (does not apply for years the foundation was a private operating foundation defined in section 4942(j)(3) or 4942(j)(5))			
a	At the end of tax year 2010, did the foundation have any undistributed income (lines 6d and 6e, Part XIII) for tax year(s) beginning before 2010? If "Yes," list the years 20 , 20 , 20 , 20			
b	Are there any years listed in 2a for which the foundation is not applying the provisions of section 4942(a)(2) (relating to incorrect valuation of assets) to the year's undistributed income? (If applying section 4942(a)(2) to all years listed, answer "No" and attach statement—see page 20 of the instructions).	2b		
c	If the provisions of section 4942(a)(2) are being applied to any of the years listed in 2a, list the years here 20 , 20 , 20 , 20			
3a	Did the foundation hold more than a 2% direct or indirect interest in any business enterprise at any time during the year? Yes No			
b	If "Yes," did it have excess business holdings in 2010 as a result of (1) any purchase by the foundation or disqualified persons after May 26, 1969, (2) the lapse of the 5-year period (or longer period approved by the Commissioner under section 4943(c)(7)) to dispose of holdings acquired by gift or bequest, or (3) the lapse of the 10-, 15-, or 20-year first phase holding period? (Use Schedule C, Form 4720, to determine if the foundation had excess business holdings in 2010.).	3b		
4a	Did the foundation invest during the year any amount in a manner that would jeopardize its charitable purposes?	4a		No
b	Did the foundation make any investment in a prior year (but after December 31, 1969) that could jeopardize its charitable purpose that had not been removed from jeopardy before the first day of the tax year beginning in 2010?	4b		No

Part VII-B

Statements Regarding Activities for Which Form 4720 May Be Required (continued)

5a

During the year did the foundation pay or incur any amount to

(1) Carry on propaganda, or otherwise attempt to influence legislation (section 4945(e))?

☐ Yes ☒ No

(2) Influence the outcome of any specific public election (see section 4955), or to carry on, directly or indirectly, any voter registration drive?

☐ Yes ☒ No

(3) Provide a grant to an individual for travel, study, or other similar purposes?

☐ Yes ☒ No

(4) Provide a grant to an organization other than a charitable, etc , organization described in section 509(a)(1), (2), or (3), or section 4940(d)(2)? (see page 22 of the instructions).

☐ Yes ☒ No

(5) Provide for any purpose other than religious, charitable, scientific, literary, or educational purposes, or for the prevention of cruelty to children or animals?

☐ Yes ☒ No

b

If any answer is "Yes" to 5a(1)–(5), did **any** of the transactions fail to qualify under the exceptions described in Regulations section 53.4945 or in a current notice regarding disaster assistance (see page 22 of the instructions)?

Organizations relying on a current notice regarding disaster assistance check here.

☒

c

If the answer is "Yes" to question 5a(4), does the foundation claim exemption from the tax because it maintained expenditure responsibility for the grant?

☐ Yes ☐ No

If "Yes," attach the statement required by Regulations section 53.4945–5(d).

6a

Did the foundation, during the year, receive any funds, directly or indirectly, to pay premiums on a personal benefit contract?

☐ Yes ☒ No

b

Did the foundation, during the year, pay premiums, directly or indirectly, on a personal benefit contract?

☐ Yes ☒ No

If "Yes " to 6b, file Form 8870.

7a

At any time during the tax year, was the foundation a party to a prohibited tax shelter transaction?

☐ Yes ☒ No

b

If yes, did the foundation receive any proceeds or have any net income attributable to the transaction?

☐ Yes ☒ No

Part VIII

Information About Officers, Directors, Trustees, Foundation Managers, Highly Paid Employees, and Contractors

1

List all officers, directors, trustees, foundation managers and their compensation (see page 22 of the instructions).

(a) Name and address	(b) Title, and average hours per week devoted to position	(c) Compensation (If not paid, enter -0-)	(d) Contributions to employee benefit plans and deferred compensation	(e) Expense account, other allowances
JAYNE MALFITANO	PRES/SEC/DIRECTOR 20 00	0	0	0
255 S COUNTY ROAD PALM BEACH, FL 33480				
LAURA CAMERON	VICE PRES/DIRECTOR 5 00	0	0	0
255 S COUNTY ROAD PALM BEACH, FL 33480				

2

Compensation of five highest-paid employees (other than those included on line 1—see page 23 of the instructions). If none, enter "NONE."

(a) Name and address of each employee paid more than \$50,000	(b) Title, and average hours per week devoted to position	(c) Compensation	(d) Contributions to employee benefit plans and deferred compensation	(e) Expense account, other allowances
NONE				

Total

number of other employees paid over \$50,000.

0

Part VIII

Information About Officers, Directors, Trustees, Foundation Managers, Highly Paid Employees, and Contractors (continued)

3 Five highest-paid independent contractors for professional services (see page 23 of the instructions). If none, enter "NONE".		
(a) Name and address of each person paid more than \$50,000	(b) Type of service	(c) Compensation
NONE		
Total number of others receiving over \$50,000 for professional services.		0

Part IX-A

Summary of Direct Charitable Activities

List the foundation's four largest direct charitable activities during the tax year. Include relevant statistical information such as the number of organizations and other beneficiaries served, conferences convened, research papers produced, etc.	Expenses
1	
2	
3	
4	

Part IX-B

Summary of Program-Related Investments (see page 24 of the instructions)

Describe the two largest program-related investments made by the foundation during the tax year on lines 1 and 2	Amount
1	
2	
All other program-related investments. See page 24 of the instructions.	
3	
Total. Add lines 1 through 3.	0

Part X

Minimum Investment Return (All domestic foundations must complete this part. Foreign foundations, see page 24 of the instructions.)

1	Fair market value of assets not used (or held for use) directly in carrying out charitable, etc , purposes		
a	Average monthly fair market value of securities.	1a	20,956,856
b	Average of monthly cash balances.	1b	2,629,794
c	Fair market value of all other assets (see page 24 of the instructions).	1c	6,928,242
d	Total (add lines 1a, b, and c).	1d	30,514,892
e	Reduction claimed for blockage or other factors reported on lines 1a and 1c (attach detailed explanation).	1e	0
2	Acquisition indebtedness applicable to line 1 assets.	2	0
3	Subtract line 2 from line 1d.	3	30,514,892
4	Cash deemed held for charitable activities Enter 1 1/2% of line 3 (for greater amount, see page 25 of the instructions).	4	457,723
5	Net value of noncharitable-use assets. Subtract line 4 from line 3 Enter here and on Part V, line 4	5	30,057,169
6	Minimum investment return. Enter 5% of line 5.	6	1,502,858

Part XI

Distributable Amount (see page 25 of the instructions) (Section 4942(j)(3) and (j)(5) private operating foundations and certain foreign organizations check here ☒ and do not complete this part.)

1	Minimum investment return from Part X, line 6.	1	1,502,858
2a	Tax on investment income for 2010 from Part VI, line 5.	2a	18,677
b	Income tax for 2010 (This does not include the tax from Part VI).	2b	645
c	Add lines 2a and 2b.	2c	19,322
3	Distributable amount before adjustments Subtract line 2c from line 1.	3	1,483,536
4	Recoveries of amounts treated as qualifying distributions.	4	0
5	Add lines 3 and 4.	5	1,483,536
6	Deduction from distributable amount (see page 25 of the instructions).	6	0
7	Distributable amount as adjusted Subtract line 6 from line 5 Enter here and on Part XIII, line 1.	7	1,483,536

Part XII

Qualifying Distributions (see page 25 of the instructions)

1	Amounts paid (including administrative expenses) to accomplish charitable, etc , purposes		
a	Expenses, contributions, gifts, etc —total from Part I, column (d), line 26.	1a	1,944,800
b	Program-related investments—total from Part IX-B.	1b	0
2	Amounts paid to acquire assets used (or held for use) directly in carrying out charitable, etc , purposes.	2	
3	Amounts set aside for specific charitable projects that satisfy the		
a	Suitability test (prior IRS approval required).	3a	
b	Cash distribution test (attach the required schedule).	3b	
4	Qualifying distributions. Add lines 1a through 3b Enter here and on Part V, line 8, and Part XIII, line 4	4	1,944,800
5	Foundations that qualify under section 4940(e) for the reduced rate of tax on net investment income Enter 1% of Part I, line 27b (see page 26 of the instructions).	5	0
6	Adjusted qualifying distributions. Subtract line 5 from line 4.	6	1,944,800
Note: The amount on line 6 will be used in Part V, column (b), in subsequent years when calculating whether the foundation qualifies for the section 4940(e) reduction of tax in those years			

Part XIII

Undistributed Income (see page 26 of the instructions)

		(a) Corpus	(b) Years prior to 2009	(c) 2009	(d) 2010
1		Distributable amount for 2010 from Part XI, line 7			
2		Undistributed income, if any, as of the end of 2010			
a		Enter amount for 2009 only. 0			
b		Total for prior years 20__ , 20__ , 20__ 0			
3		Excess distributions carryover, if any, to 2010			
a		From 2005. 1,152,157			
b		From 2006. 1,278,868			
c		From 2007.			
d		From 2008. 419,114			
e		From 2009. 1,561,665			
f		Total of lines 3a through e. 4,411,804			
4		Qualifying distributions for 2010 from Part XII, line 4 ▶ \$ 1,944,800			
a		Applied to 2009, but not more than line 2a 0			
b		Applied to undistributed income of prior years (Election required—see page 26 of the instructions) 0			
c		Treated as distributions out of corpus (Election required—see page 26 of the instructions). . . 0			
d		Applied to 2010 distributable amount. 1,483,536			
e		Remaining amount distributed out of corpus 461,264			
5		Excess distributions carryover applied to 2010 0			
		(If an amount appears in column (d), the same amount must be shown in column (a).)			
6		Enter the net total of each column as indicated below:			
a		Corpus Add lines 3f, 4c, and 4e Subtract line 5 4,873,068			
b		Prior years' undistributed income Subtract line 4b from line 2b. 0			
c		Enter the amount of prior years' undistributed income for which a notice of deficiency has been issued, or on which the section 4942(a) tax has been previously assessed. 0			
d		Subtract line 6c from line 6b Taxable amount—see page 27 of the instructions . . . 0			
e		Undistributed income for 2009 Subtract line 4a from line 2a Taxable amount—see page 27 of the instructions 0			
f		Undistributed income for 2010 Subtract lines 4d and 5 from line 1 This amount must be distributed in 2011 0			
7		Amounts treated as distributions out of corpus to satisfy requirements imposed by section 170(b)(1)(F) or 4942(g)(3) (see page 27 of the instructions) 0			
8		Excess distributions carryover from 2005 not applied on line 5 or line 7 (see page 27 of the instructions) 1,152,157			
9		Excess distributions carryover to 2011. Subtract lines 7 and 8 from line 6a 3,720,911			
10		Analysis of line 9			
a		Excess from 2006. 1,278,868			
b		Excess from 2007.			
c		Excess from 2008. 419,114			
d		Excess from 2009. 1,561,665			
e		Excess from 2010. 461,264			

Part XIV

2a Enter the lesser of the adjusted net income from Part I or the minimum investment return from Part X for each year listed

[illegible]

1 Information Regarding Foundation Managers:

b List any managers of the foundation who own 10% or more of the stock of a corporation (or an equally large portion of the ownership of a partnership or other entity) of which the foundation has a 10% or greater interest

2 Information Regarding Contribution, Grant, Gift, Loan, Scholarship, etc., Programs:

a The name, address, and telephone number of the person to whom applications should be addressed

JAYNE MALFITANO
255 SOUTH COUNTY ROAD
PALM BEACH, FL 33480
(561) 820-1012

c Any submission deadlines
NONE

Form **990-PF** (2010)

Part XV

Supplementary Information (continued)

3 Grants and Contributions Paid During the Year or Approved for Future Payment

Recipient	If recipient is an individual, show any relationship to any foundation manager or substantial contributor	Foundation status of recipient	Purpose of grant or contribution	Amount
Name and address (home or business)				
a Paid during the year See Additional Data Table				
Total			▶ 3a	1,944,800
b Approved for future payment				
Total			▶ 3b	0

Enter gross amounts unless otherwise indicated	Unrelated business income		Excluded by section 512, 513, or 514		(e) Related or exempt function income (See page 28 of the instructions)
	(a) Business code	(b) Amount	(c) Exclusion code	(d) Amount	
1 Program service revenue					
a _____					
b _____					
c _____					
d _____					
e _____					
f _____					
g Fees and contracts from government agencies					
2 Membership dues and assessments.					
3 Interest on savings and temporary cash investments			14	279,380	
4 Dividends and interest from securities.			14	473,225	
5 Net rental income or (loss) from real estate					
a Debt-financed property.					
b Not debt-financed property.					
6 Net rental income or (loss) from personal property					
7 Other investment income.			14	6,534	
8 Gain or (loss) from sales of assets other than inventory			18	1,515,007	
9 Net income or (loss) from special events					
10 Gross profit or (loss) from sales of inventory. . .					
11 Other revenue a _____					
b _____					
c _____					
d _____					
e _____					
12 Subtotal. Add columns (b), (d), and (e).		0		2,274,146	0
13 Total. Add line 12, columns (b), (d), and (e).			13		2,274,146

[illegible]

Part XVII

Information Regarding Transfers To and Transactions and Relationships With Noncharitable Exempt Organizations

1

Did the organization directly or indirectly engage in any of the following with any other organization described in section 501(c) of the Code (other than section 501(c)(3) organizations) or in section 527, relating to political organizations?

a

Transfers from the reporting foundation to a noncharitable exempt organization of

1

Cash.

1a(1)

No

2

Other assets.

1a(2)

No

b

Other transactions

1

Sales of assets to a noncharitable exempt organization.

1b(1)

No

2

Purchases of assets from a noncharitable exempt organization.

1b(2)

No

3

Rental of facilities, equipment, or other assets.

1b(3)

No

4

Reimbursement arrangements.

1b(4)

No

5

Loans or loan guarantees.

1b(5)

No

6

Performance of services or membership or fundraising solicitations.

1b(6)

No

c

Sharing of facilities, equipment, mailing lists, other assets, or paid employees.

1c

No

d

If the answer to any of the above is "Yes," complete the following schedule. Column (b) should always show the fair market value of the goods, other assets, or services given by the reporting foundation. If the foundation received less than fair market value in any transaction or sharing arrangement, show in column (d) the value of the goods, other assets, or services received.

(a) Line No	(b) Amount involved	(c) Name of noncharitable exempt organization	(d) Description of transfers, transactions, and sharing arrangements

2a

Is the foundation directly or indirectly affiliated with, or related to, one or more tax-exempt organizations described in section 501(c) of the Code (other than section 501(c)(3)) or in section 527?

☐

Yes

☒

No

b

If "Yes," complete the following schedule.

(a) Name of organization	(b) Type of organization	(c) Description of relationship
--------------------------	--------------------------	---------------------------------

Sign Here

Under penalties of perjury, I declare that I have examined this return, including accompanying schedules and statements, and to the best of my knowledge and belief, it is true, correct, and complete. Declaration of preparer (other than taxpayer or fiduciary) is based on all information of which preparer has any knowledge.

Signature of officer or trustee

2012-05-03

Date

Title

Paid Preparer's Use Only

Preparer's Signature

ELSA G JOHNSON

Firm's name

ELSA G JOHNSON PA

301 YAMATO ROAD SUITE 3120

Firm's address

BOCA RATON, FL 33431

Date

Check if self-employed

PTIN

Firm's EIN

Phone no (561) 362-8300

Form 990-PF (2010)

Additional Data

Software ID:

Software Version:

EIN: 59-2018824

Name: HARCOURT M & VIRGINIA W SYLVESTER
FOUNDATION INC

Form 990PF Part IV - Capital Gains and Losses for Tax on Investment Income - Columns a - d

(a) List and describe the kind(s) of property sold (e g , real estate, 2-story brick warehouse, or common stock, 200 shs MLC Co)		(b) How acquired P—Purchase D—Donation	(c) Date acquired (mo , day, yr)	(d) Date sold (mo , day, yr)
A	0A0 GAZPROM LEVEL 1 ADR	P		2011-02-03
B	3M CO	P		2011-03-15
C	3M CO	P		2011-03-15
D	3M CO	P		2011-03-15
E	ABB LTD - ADR	P		2011-03-15
F	ABBOTT LABS	P		2010-08-03
G	ABBOTT LABS	P		2010-09-21
H	ACADIAN EMERGING MARKETS PTF-1 #1260	P		2011-03-14
I	ACCENTURE PLC	P		2011-03-15
J	ACME PACKET INC	P		2011-03-15
K	ACTIVISION BLIZZARD INC	P		2011-03-15
L	ADOBE SYS INC	P		2010-09-09
M	ADOBE SYS INC	P		2010-10-01
N	AFLAC INC	P		2011-03-15
O	AFLAC INC	P		2011-05-27
P	AFLAC INC	P		2011-07-08
Q	AGILENT TECHNOLOGIES INC	P		2011-03-15
R	AGILENT TECHNOLOGIES INC	P		2011-03-15
S	AIR PRODS & CHEMS INC COM	P		2011-03-15
T	AIR PRODS & CHEMS INC COM	P		2011-03-15
U	ALBERTO-CULVER CO	P		2011-03-15
V	ALBERTO-CULVER CO	P		2011-05-10
W	ALCON INC	P		2010-11-29
X	ALEXANDRIA REAL ESTATE EQUITIES	P		2011-02-03
Y	ALEXANDRIA REAL ESTATE EQUITIES	P		2011-02-28
Z	ALLEGHENY TECHNOLOGIES INC	P		2011-03-15
AA	ALLEGHENY TECHNOLOGIES INC	P		2011-03-15
AB	ALLERGAN INC	P		2011-03-15
AC	ALLERGAN INC	P		2011-03-15
AD	ALLIANZ SE ADR	P		2011-03-14

Form 990PF Part IV - Capital Gains and Losses for Tax on Investment Income - Columns a - d

(a) List and describe the kind(s) of property sold (e g , real estate, 2-story brick warehouse, or common stock, 200 shs MLC Co)		(b) How acquired P—Purchase D—Donation	(c) Date acquired (mo , day, yr)	(d) Date sold (mo , day, yr)
AE	ALLSTATE CORP	P		2011-03-15
AF	AMAZON COM INC COM	P		2011-03-15
AG	AMAZON COM INC COM	P		2011-06-01
AH	AMB PPTY CORP	P		2010-10-04
AI	AMB PPTY CORP	P		2010-10-25
AJ	AMB PPTY CORP	P		2010-12-07
AK	AMERICA MOVIL SAB DE 5 625% 11/15/17	P		2011-04-01
AL	AMERICAN ASSETS TRUST INC	P		2011-03-24
AM	AMERICAN CAMPUS CMNTYS INC	P		2010-12-07
AN	AMERICAN CAMPUS CMNTYS INC	P		2011-02-03
AO	AMERICAN CAMPUS CMNTYS INC	P		2011-05-05
AP	AMERICAN CAMPUS CMNTYS INC	P		2011-05-26
AQ	AMERICAN CAMPUS CMNTYS INC	P		2011-07-25
AR	AMERICAN EXPRESS 5 875% 5/02/13	P		2011-05-02
AS	AMERICAN WATER WORKS CO INC/NE	P		2011-03-09
AT	AMERICREDIT AUTOMOBIL 2 850% 8/08/16	P		2011-07-28
AU	AMERICREDIT AUTOMOBIL 4 000% 5/08/17	P		2011-07-28
AV	AMERICREDIT AUTOMOBIL 4 260% 2/08/17	P		2011-07-26
AW	ANHEUSER-BUSCH INBEV 4 375% 2/15/21	P		2011-03-07
AX	ANTHEM INC 6 800% 8/01/12	P		2011-05-02
AY	AON CORP	P		2010-11-09
AZ	AON CORP	P		2011-03-15
BA	APACHE CORP	P		2011-03-15
BB	APACHE CORP	P		2011-03-15
BC	APPLE INC	P		2010-09-30
BD	APPLE INC	P		2011-03-15
BE	APPLE INC	P		2011-03-15
BF	APPLE INC	P		2011-06-01
BG	APPLIED MATERIALS INC 5 850% 6/15/41	P		2011-06-08
BH	ASGI HEDGED EQ SUPER ACCRED U/INT W	P		2010-08-05

Form 990PF Part IV - Capital Gains and Losses for Tax on Investment Income - Columns a - d

(a) List and describe the kind(s) of property sold (e g , real estate, 2-story brick warehouse, or common stock, 200 shs MLC Co)		(b) How acquired P—Purchase D—Donation	(c) Date acquired (mo , day, yr)	(d) Date sold (mo , day, yr)
BI	ASGI MULTI-STR II SUPER ACR U/INT W	P		2010-08-05
BJ	ASTRAZENECA PLC ADR	P		2011-03-21
BK	AURORA GLOBAL OPP II ASP FD U/INT I	P		2010-11-04
BL	AUTOMATIC DATA PROCESSING INC	P		2011-03-15
BM	AVALONBAY CMNTYS INC	P		2010-10-04
BN	AVALONBAY CMNTYS INC	P		2010-10-25
BO	AVALONBAY CMNTYS INC	P		2011-03-24
BP	AVALONBAY CMNTYS INC	P		2011-05-05
BQ	AVALONBAY CMNTYS INC	P		2011-07-25
BR	BAE SYSTEMS PLC - ADR	P		2011-03-21
BS	BAE SYSTEMS PLC - ADR	P		2011-03-22
BT	BAKER HUGHES INC COM	P		2011-03-15
BU	BANCO SANTANDER CEN-SPON - ADR	P		2010-11-23
BV	BANK NEW YORK MELLON CORP COM	P		2011-03-15
BW	BANK OF AMERICA CORP	P		2011-03-15
BX	BANK OF AMERICA CORP 5 000% 5/13/21	P		2011-07-26
BY	BANK OF AMERICA CORP 5 000% 5/13/21	P		2011-07-29
BZ	BANK OF AMERICA CORP 5 625% 7/01/20	P		2011-02-01
CA	BARCLAYS BANK PLC 5 140%10/14/20	P		2011-07-29
CB	BASF AKTIENGESELLSCHAFT - LVL 1 ADR	P		2011-03-21
CC	BAXTER INTL INC	P		2011-03-15
CD	BECKMAN COULTER INC 6 000% 6/01/15	P		2011-05-24
CE	BG GROUP PLC - ADR	P		2011-04-05
CF	BHP BILLITON LIMITED - ADR	P		2011-03-15
CG	BIOMED RLTY TR INC	P		2010-10-04
CH	BIOMED RLTY TR INC	P		2010-12-31
CI	BIOMED RLTY TR INC	P		2011-02-03
CJ	BIOMED RLTY TR INC	P		2011-03-24
CK	BIOMED RLTY TR INC	P		2011-05-26
CL	BIOMED RLTY TR INC	P		2011-07-25

Form 990PF Part IV - Capital Gains and Losses for Tax on Investment Income - Columns a - d

(a) List and describe the kind(s) of property sold (e g , real estate, 2-story brick warehouse, or common stock, 200 shs MLC Co)		(b) How acquired P—Purchase D—Donation	(c) Date acquired (mo , day, yr)	(d) Date sold (mo , day, yr)
CM	BOEING CO	P		2011-03-15
CN	BOSTON PROPERTIES INC COM	P		2010-09-02
CO	BOSTON PROPERTIES INC COM	P		2010-10-04
CP	BOSTON PROPERTIES INC COM	P		2011-02-03
CQ	BOSTON PROPERTIES INC COM	P		2011-05-26
CR	BOSTON PROPERTIES LP 4 125% 5/15/21	P		2010-11-23
CS	BRISTOL MYERS SQUIBB CO	P		2011-02-17
CT	BRISTOL MYERS SQUIBB CO	P		2011-03-15
CU	BROADCOM CORPORATION COM	P		2011-03-15
CV	BROADCOM CORPORATION COM	P		2011-03-15
CW	BROOKFIELD PPTYS CORP	P		2010-12-31
CX	BROOKFIELD PPTYS CORP	P		2011-05-05
CY	BROOKFIELD RESIDENTIAL PROPE	P		2011-07-25
CZ	BROWN CAR SMALL-COM VALUE-I	P		2011-03-14
DA	BUNGE LIMITED	P		2010-09-13
DB	CAMDEN PPTY TR SH BEN INT	P		2010-12-07
DC	CAMDEN PPTY TR SH BEN INT	P		2010-12-31
DD	CAMDEN PPTY TR SH BEN INT	P		2011-02-28
DE	CAMDEN PPTY TR SH BEN INT	P		2011-03-24
DF	CAMDEN PPTY TR SH BEN INT	P		2011-05-05
DG	CAMDEN PPTY TR SH BEN INT	P		2011-05-26
DH	CAMDEN PPTY TR SH BEN INT	P		2011-07-25
DI	CAMECO CORP COM	P		2011-03-15
DJ	CAMECO CORP COM	P		2011-04-15
DK	CAMERON INTL CORP	P		2011-03-15
DL	CAMPUS CREST COMMUNITIES INC	P		2010-12-07
DM	CAMPUS CREST COMMUNITIES INC	P		2010-12-31
DN	CAMPUS CREST COMMUNITIES INC	P		2011-03-24
DO	CAMPUS CREST COMMUNITIES INC	P		2011-05-26
DP	CANADIAN NAT RES LTD	P		2011-04-27

Form 990PF Part IV - Capital Gains and Losses for Tax on Investment Income - Columns a - d

(a) List and describe the kind(s) of property sold (e g , real estate, 2-story brick warehouse, or common stock, 200 shs MLC Co)		(b) How acquired P—Purchase D—Donation	(c) Date acquired (mo , day, yr)	(d) Date sold (mo , day, yr)
DQ	CANADIAN NAT RES LTD	P		2011-07-14
DR	CANON INC - ADR	P		2011-03-15
DS	CAPITAL ONE FINANCIA 7 375% 5/23/14	P		2010-11-10
DT	CAPITAL ONE PRIME AU 4 940% 7/15/12	P		2010-08-16
DU	CARMAX AUTO OWNER TR 3 620% 8/15/17	P		2011-04-21
DV	CARMAX AUTO OWNER TR 3 620% 8/15/17	P		2011-07-28
DW	CARNIVAL CORP	P		2010-10-29
DX	CARNIVAL CORP	P		2011-03-15
DY	CELGENE CORP COM	P		2011-02-10
DZ	CENOVUS ENERGY INC	P		2010-08-09
EA	CENTERPOINT ENER TRA 5 090% 8/01/15	P		2011-03-28
EB	CENTERPOINT ENER TRA 5 170% 8/01/19	P		2011-03-28
EC	CENTRAL JAPAN RAI-UNSPON ADR	P		2010-09-21
ED	CENTRAL JAPAN RAI-UNSPON ADR	P		2011-05-11
EE	CERNER CORP COM	P		2011-03-15
EF	CERNER CORP COM	P		2011-03-29
EG	CERNER CORP COM	P		2011-04-08
EH	CHEVRON CORP	P		2011-03-15
EI	CHIPOTLE MEXICAN GRILL INC	P		2010-10-08
EJ	CISCO SYSTEMS INC	P		2010-10-19
EK	CISCO SYSTEMS INC	P		2010-10-22
EL	CISCO SYSTEMS INC	P		2010-11-16
EM	CISCO SYSTEMS INC	P		2010-12-21
EN	CISCO SYSTEMS INC	P		2011-03-15
EO	CISCO SYSTEMS INC	P		2011-04-08
EP	CISCO SYSTEMS INC	P		2011-04-13
EQ	CISCO SYSTEMS INC	P		2011-07-13
ER	CITIGROUP INC 4 750% 5/19/15	P		2011-05-02
ES	CITIGROUP INC 5 375% 8/09/20	P		2010-08-10
ET	CITIGROUP INC 5 375% 8/09/20	P		2011-04-20

Form 990PF Part IV - Capital Gains and Losses for Tax on Investment Income - Columns a - d

(a) List and describe the kind(s) of property sold (e g , real estate, 2-story brick warehouse, or common stock, 200 shs MLC Co)		(b) How acquired P—Purchase D—Donation	(c) Date acquired (mo , day, yr)	(d) Date sold (mo , day, yr)
EU	CITIGROUP INC 5 375%8/09/20	P		2011-07-13
EV	CITIGROUP INC 5 500%4/11/13	P		2010-10-13
EW	CNH EQUIPMENT TRUST 3 000% 8/17/15	P		2011-03-30
EX	COACH INC	P		2011-03-15
EY	COCA COLA CO	P		2011-01-10
EZ	COCA COLA CO	P		2011-03-15
FA	COCA COLA CO	P		2011-03-18
FB	COGNIZANT TECH SOLUTIONS CRP COM	P		2011-03-15
FC	COLGATE PALMOLIVE CO	P		2011-06-30
FD	COMCAST CORP 5 700%7/01/19	P		2011-03-10
FE	COMCAST CORP 6 500%1/15/17	P		2011-04-04
FF	COMCAST CORP CLASS A	P		2011-03-15
FG	COMP PARANAENSE DE ENERGIA-CO - ADR	P		2011-03-16
FH	CONSUMERS FUNDING LL 5 760%10/20/16	P		2011-03-28
FI	COOPER INDUSTRIES PLC NEW IRELAND	P		2011-03-15
FJ	COOPER INDUSTRIES PLC NEW IRELAND	P		2011-04-18
FK	COOPER INDUSTRIES PLC NEW IRELAND	P		2011-05-12
FL	CORESITE REALTY CORP	P		2010-12-31
FM	CORESITE REALTY CORP	P		2011-02-03
FN	CORESITE REALTY CORP	P		2011-02-28
FO	CORESITE REALTY CORP	P		2011-03-24
FP	CORESITE REALTY CORP	P		2011-05-26
FQ	CORESITE REALTY CORP	P		2011-07-25
FR	CORPORATE OFFICE PROPERTIES COM	P		2010-12-31
FS	COSTCO WHOLESALE CORP	P		2010-10-08
FT	COSTCO WHOLESALE CORP	P		2011-03-15
FU	COSTCO WHOLESALE CORP	P		2011-03-15
FV	COX COMMUNICATIONS 4 625% 6/01/13	P		2011-05-02
FW	CREE, INC	P		2011-01-24
FX	CRM MID CAP VALUE FD-INSTL #32	P		2011-03-14

Form 990PF Part IV - Capital Gains and Losses for Tax on Investment Income - Columns a - d

(a) List and describe the kind(s) of property sold (e g , real estate, 2-story brick warehouse, or common stock, 200 shs MLC Co)		(b) How acquired P—Purchase D—Donation	(c) Date acquired (mo , day, yr)	(d) Date sold (mo , day, yr)
FY	CSX CORP 6 250%3/15/18	P		2011-01-25
FZ	CVS CAREMARK CORP 5 750%6/01/17	P		2010-10-18
GA	CVS/CAREMARK CORPORATION	P		2010-10-27
GB	CVS/CAREMARK CORPORATION	P		2011-02-14
GC	CVS/CAREMARK CORPORATION	P		2011-02-15
GD	CVS/CAREMARK CORPORATION	P		2011-02-16
GE	CVS/CAREMARK CORPORATION	P		2011-02-17
GF	CVS/CAREMARK CORPORATION	P		2011-02-18
GG	CVS/CAREMARK CORPORATION	P		2011-03-15
GH	CVS/CAREMARK CORPORATION	P		2011-03-18
GI	CVS/CAREMARK CORPORATION	P		2011-05-27
GJ	CVS/CAREMARK CORPORATION	P		2011-06-28
GK	DAIMLERCHRYSLER NA 6 500%11/15/13	P		2010-11-23
GL	DANAHER CORP	P		2011-03-15
GM	DARDEN RESTAURANTS INC	P		2011-03-15
GN	DAVITA INC	P		2010-10-28
GO	DAVITA INC	P		2011-03-15
GP	DBS GROUP HOLDINGS LIMITED - ADR	P		2010-08-16
GQ	DBS GROUP HOLDINGS LIMITED - ADR	P		2010-10-27
GR	DBS GROUP HOLDINGS LIMITED - ADR	P		2011-05-10
GS	DBS GROUP HOLDINGS LIMITED - ADR	P		2011-07-26
GT	DCT INDUSTRIAL TRUST INC	P		2010-09-02
GU	DCT INDUSTRIAL TRUST INC	P		2010-10-25
GV	DCT INDUSTRIAL TRUST INC	P		2010-12-07
GW	DCT INDUSTRIAL TRUST INC	P		2010-12-31
GX	DCT INDUSTRIAL TRUST INC	P		2011-02-28
GY	DCT INDUSTRIAL TRUST INC	P		2011-05-05
GZ	DCT INDUSTRIAL TRUST INC	P		2011-07-25
HA	DEERE & CO	P		2010-11-30
HB	DENTSPLY INTL INC COM	P		2010-11-10

Form 990PF Part IV - Capital Gains and Losses for Tax on Investment Income - Columns a - d

(a) List and describe the kind(s) of property sold (e g , real estate, 2-story brick warehouse, or common stock, 200 shs MLC Co)		(b) How acquired P—Purchase D—Donation	(c) Date acquired (mo , day, yr)	(d) Date sold (mo , day, yr)
HC	DENTSPLY INTL INC COM	P		2010-11-12
HD	DENTSPLY INTL INC COM	P		2010-12-10
HE	DENTSPLY INTL INC COM	P		2010-12-17
HF	DENTSPLY INTL INC COM	P		2010-12-20
HG	DEUTSCHE LUFTHANSA A G ADR	P		2011-03-21
HH	DEUTSCHE LUFTHANSA A G ADR	P		2011-03-22
HI	DEVELOPERS DIVERSIFIED RLTY CORP	P		2010-10-25
HJ	DEVELOPERS DIVERSIFIED RLTY CORP	P		2010-12-31
HK	DEVELOPERS DIVERSIFIED RLTY CORP	P		2011-05-05
HL	DIAMOND OFFSHORE DRILLING INC COM	P		2010-09-24
HM	DIGITAL RLTY TR INC	P		2010-09-02
HN	DIGITAL RLTY TR INC	P		2010-10-04
HO	DIGITAL RLTY TR INC	P		2010-12-07
HP	DIGITAL RLTY TR INC	P		2011-02-03
HQ	DIGITAL RLTY TR INC	P		2011-02-28
HR	DIGITAL RLTY TR INC	P		2011-03-24
HS	DIGITAL RLTY TR INC	P		2011-05-05
HT	DIGITAL RLTY TR INC	P		2011-05-26
HU	DIGITAL RLTY TR INC	P		2011-07-25
HV	DISCOVERY COMMUNICAT 5 050% 6/01/20	P		2010-10-13
HW	DISCOVERY COMMUNICATIONS INC	P		2011-03-15
HX	DORCHESTER CAP INT ASP FD U/INT I	P		2010-11-26
HY	DR PEPPER SNAPPLE GR 6 820% 5/01/18	P		2010-12-30
HZ	DREAMWORKS ANIMATION INC	P		2010-09-09
IA	DREAMWORKS ANIMATION INC	P		2011-03-15
IB	DREAMWORKS ANIMATION INC	P		2011-06-14
IC	DUPONT FABROS TECHNOLOGY INC	P		2010-09-02
ID	DUPONT FABROS TECHNOLOGY INC	P		2010-12-31
IE	DUPONT FABROS TECHNOLOGY INC	P		2011-03-24
IF	DUPONT FABROS TECHNOLOGY INC	P		2011-05-26

Form 990PF Part IV - Capital Gains and Losses for Tax on Investment Income - Columns a - d

(a) List and describe the kind(s) of property sold (e g , real estate, 2-story brick warehouse, or common stock, 200 shs MLC Co)		(b) How acquired P—Purchase D—Donation	(c) Date acquired (mo , day, yr)	(d) Date sold (mo , day, yr)
IG	DUPONT FABROS TECHNOLOGY INC	P		2011-07-25
IH	E I DU PONT DE NEMO 5 875% 1/15/14	P		2010-10-21
II	E I DU PONT DE NEMO 5 875% 1/15/14	P		2011-01-13
IJ	EATON CORP	P		2011-03-07
IK	EATON CORP	P		2011-03-08
IL	EATON CORP	P		2011-03-15
IM	EBAY INC	P		2011-03-15
IN	ECOLAB INC	P		2011-03-15
IO	EDISON INTL COM	P		2011-03-15
IP	EMERSON ELECTRIC CO	P		2011-03-15
IQ	ENERGIZER HOLDINGS INC	P		2011-03-15
IR	ENI SPA - ADR	P		2011-02-07
IS	ENTERTAINMENT PPTYS TRUST COM SH	P		2010-09-02
IT	ENTERTAINMENT PPTYS TRUST COM SH	P		2011-02-03
IU	ENTERTAINMENT PPTYS TRUST COM SH	P		2011-05-26
IV	ENTERTAINMENT PPTYS TRUST COM SH	P		2011-07-25
IW	EOG RESOURCES, INC	P		2011-03-15
IX	EQUITY LIFESTYLE PPTYS INC	P		2010-10-04
IY	EQUITY LIFESTYLE PPTYS INC	P		2011-03-24
IZ	EQUITY LIFESTYLE PPTYS INC	P		2011-07-25
JA	EQUITY RESIDENTIAL PPTYS TR SH BEN	P		2010-10-04
JB	EQUITY RESIDENTIAL PPTYS TR SH BEN	P		2010-10-25
JC	EQUITY RESIDENTIAL PPTYS TR SH BEN	P		2010-12-07
JD	EQUITY RESIDENTIAL PPTYS TR SH BEN	P		2011-02-28
JE	EQUITY RESIDENTIAL PPTYS TR SH BEN	P		2011-05-05
JF	EQUITY RESIDENTIAL PPTYS TR SH BEN	P		2011-05-26
JG	ESSEX PPTY TR COM	P		2010-09-02
JH	ESSEX PPTY TR COM	P		2010-10-04
JI	ESSEX PPTY TR COM	P		2010-12-07
JJ	ESSEX PPTY TR COM	P		2011-02-03

Form 990PF Part IV – Capital Gains and Losses for Tax on Investment Income - Columns a - d

(a) List and describe the kind(s) of property sold (e g , real estate, 2-story brick warehouse, or common stock, 200 shs MLC Co)		(b) How acquired P—Purchase D—Donation	(c) Date acquired (mo , day, yr)	(d) Date sold (mo , day, yr)
JK	ESSEX PPTY TR COM	P		2011-03-24
JL	ESSEX PPTY TR COM	P		2011-05-05
JM	ESSEX PPTY TR COM	P		2011-05-26
JN	EXPEDITORS INTL WASH INC	P		2010-10-13
JO	EXPEDITORS INTL WASH INC	P		2011-03-15
JP	EXTRA SPACE STORAGE INC	P		2010-09-02
JQ	EXTRA SPACE STORAGE INC	P		2010-10-25
JR	EXTRA SPACE STORAGE INC	P		2010-12-07
JS	EXTRA SPACE STORAGE INC	P		2011-02-03
JT	EXTRA SPACE STORAGE INC	P		2011-02-28
JU	EXTRA SPACE STORAGE INC	P		2011-05-05
JV	EXTRA SPACE STORAGE INC	P		2011-05-26
JW	EXXON MOBIL CORPORATION	P		2011-03-15
JX	FED HOME LN BK 0 550%12/03/12	P		2011-04-14
JY	FED HOME LN BK 4 750%12/16/16	P		2011-04-12
JZ	FED HOME LN BK 5 500%8/13/14	P		2010-09-17
KA	FED HOME LN MTG CORP 1 750%11/23/15	P		2011-06-21
KB	FED HOME LN MTG CORP 3 500% 5/15/40	P		2010-12-15
KC	FED HOME LN MTG CORP 3 500% 5/15/40	P		2011-01-18
KD	FED HOME LN MTG CORP 3 500% 5/15/40	P		2011-02-15
KE	FED HOME LN MTG CORP 3 500% 5/15/40	P		2011-03-15
KF	FED HOME LN MTG CORP 3 500% 5/15/40	P		2011-04-15
KG	FED HOME LN MTG CORP 3 500% 5/15/40	P		2011-05-16
KH	FED HOME LN MTG CORP 3 500% 5/15/40	P		2011-06-15
KI	FED HOME LN MTG CORP 3 500% 5/15/40	P		2011-07-15
KJ	FED NATL MTG ASSN 0 750%12/18/13	P		2011-07-28
KK	FED NATL MTG ASSN 1 500%6/26/13	P		2011-05-05
KL	FED NATL MTG ASSN 2 375%7/28/15	P		2010-11-05
KM	FED NATL MTG ASSN 2 375%7/28/15	P		2011-03-25
KN	FED NATL MTG ASSN 2 500%5/15/14	P		2011-06-09

Form 990PF Part IV – Capital Gains and Losses for Tax on Investment Income - Columns a - d

(a) List and describe the kind(s) of property sold (e g , real estate, 2-story brick warehouse, or common stock, 200 shs MLC Co)		(b) How acquired P—Purchase D—Donation	(c) Date acquired (mo , day, yr)	(d) Date sold (mo , day, yr)
KO	FED NATL MTG ASSN 3 250% 8/12/10	P		2010-08-12
KP	FED NATL MTG ASSN 5 375% 11/15/11	P		2010-09-17
KQ	FED NATL MTG ASSN 5 375% 6/12/17	P		2011-02-22
KR	FED NATL MTG ASSN TB 4 500% 8/01/33	P		2010-08-13
KS	FED NATL MTG ASSN TB 6 000% 6/01/33	P		2011-06-13
KT	FEDERAL RLTY INVT TR SH BEN INT	P		2010-09-02
KU	FEDERAL RLTY INVT TR SH BEN INT	P		2010-10-25
KV	FEDERAL RLTY INVT TR SH BEN INT	P		2010-12-07
KW	FEDERAL RLTY INVT TR SH BEN INT	P		2011-02-28
KX	FEDERAL RLTY INVT TR SH BEN INT	P		2011-03-24
KY	FEDERAL RLTY INVT TR SH BEN INT	P		2011-05-26
KZ	FEDERAL RLTY INVT TR SH BEN INT	P		2011-07-25
LA	FEDEX CORPORATION	P		2011-03-15
LB	FEDEX CORPORATION	P		2011-07-21
LC	FHLMC POOL #A88048 5 500% 8/01/39	P		2010-08-16
LD	FHLMC POOL #A88048 5 500% 8/01/39	P		2010-09-15
LE	FHLMC POOL #A88048 5 500% 8/01/39	P		2010-10-15
LF	FHLMC POOL #A88048 5 500% 8/01/39	P		2010-11-15
LG	FHLMC POOL #A88048 5 500% 8/01/39	P		2010-12-15
LH	FHLMC POOL #A88048 5 500% 8/01/39	P		2011-01-18
LI	FHLMC POOL #A88048 5 500% 8/01/39	P		2011-02-15
LJ	FHLMC POOL #A88048 5 500% 8/01/39	P		2011-03-15
LK	FHLMC POOL #A88048 5 500% 8/01/39	P		2011-04-15
LL	FHLMC POOL #A88048 5 500% 8/01/39	P		2011-05-12
LM	FHLMC POOL #A88048 5 500% 8/01/39	P		2011-05-16
LN	FHLMC POOL #A94564 4 000% 10/01/40	P		2010-11-15
LO	FHLMC POOL #A94564 4 000% 10/01/40	P		2010-12-15
LP	FHLMC POOL #A94564 4 000% 10/01/40	P		2011-01-13
LQ	FHLMC POOL #A94564 4 000% 10/01/40	P		2011-01-18
LR	FHLMC POOL #G13593 4 500% 7/01/24	P		2010-08-16

Form 990PF Part IV - Capital Gains and Losses for Tax on Investment Income - Columns a - d

(a) List and describe the kind(s) of property sold (e g , real estate, 2-story brick warehouse, or common stock, 200 shs MLC Co)		(b) How acquired P—Purchase D—Donation	(c) Date acquired (mo , day, yr)	(d) Date sold (mo , day, yr)
LS	FHLMC POOL #G13593 4 500% 7/01/24	P		2010-09-15
LT	FHLMC POOL #G13593 4 500% 7/01/24	P		2010-09-20
LU	FHLMC POOL #J11738 4 500% 2/01/25	P		2010-08-16
LV	FHLMC POOL #J11738 4 500% 2/01/25	P		2010-09-15
LW	FHLMC POOL #J11738 4 500% 2/01/25	P		2010-10-15
LX	FHLMC POOL #J11738 4 500% 2/01/25	P		2010-11-15
LY	FHLMC POOL #J11738 4 500% 2/01/25	P		2010-12-15
LZ	FHLMC POOL #J11738 4 500% 2/01/25	P		2011-01-18
MA	FHLMC POOL #J11738 4 500% 2/01/25	P		2011-02-15
MB	FHLMC POOL #J11738 4 500% 2/01/25	P		2011-03-15
MC	FHLMC POOL #J11738 4 500% 2/01/25	P		2011-04-15
MD	FHLMC POOL #J11738 4 500% 2/01/25	P		2011-05-16
ME	FHLMC POOL #J11738 4 500% 2/01/25	P		2011-06-15
MF	FHLMC POOL #J11738 4 500% 2/01/25	P		2011-07-15
MG	FHLMC POOL #J11738 4 500% 2/01/25	P		2011-07-28
MH	FHLMC POOL #J11783 4 500% 3/01/25	P		2010-08-16
MI	FHLMC POOL #J11783 4 500% 3/01/25	P		2010-09-15
MJ	FHLMC POOL #J11783 4 500% 3/01/25	P		2010-10-15
MK	FHLMC POOL #J11783 4 500% 3/01/25	P		2010-11-15
ML	FHLMC POOL #J11783 4 500% 3/01/25	P		2010-11-16
MM	FIFTH THIRD BANCORP 3 625% 1/25/16	P		2011-03-18
MN	FIRST POTOMAC RLTY TR	P		2010-10-25
MO	FIRST POTOMAC RLTY TR	P		2011-02-03
MP	FIRST POTOMAC RLTY TR	P		2011-05-05
MQ	FIRST POTOMAC RLTY TR	P		2011-05-26
MR	FIRST SOLAR INC	P		2011-03-15
MS	FLUOR CORP NEW	P		2011-03-15
MT	FNMA 15 YR TBA 3 500% 10/01/25	P		2010-10-18
MU	FNMA 15 YR TBA 4 500% 8/01/18	P		2010-08-17
MV	FNMA 30 YR TBA 4 000% 10/01/39	P		2010-10-13

Form 990PF Part IV - Capital Gains and Losses for Tax on Investment Income - Columns a - d

(a) List and describe the kind(s) of property sold (e g , real estate, 2-story brick warehouse, or common stock, 200 shs MLC Co)		(b) How acquired P—Purchase D—Donation	(c) Date acquired (mo , day, yr)	(d) Date sold (mo , day, yr)
MW	FNMA 30 YR TBA 4 000%10/01/39	P		2010-10-13
MX	FNMA 30 YR TBA 5 500%6/01/33	P		2011-06-13
MY	FNMA 30YR TBA 5 000%8/01/33	P		2010-08-13
MZ	FNMA POOL #932121 5 500%10/01/39	P		2010-08-25
NA	FNMA POOL #932121 5 500%10/01/39	P		2010-09-27
NB	FNMA POOL #932121 5 500%10/01/39	P		2010-10-25
NC	FNMA POOL #932121 5 500%10/01/39	P		2010-11-26
ND	FNMA POOL #932121 5 500%10/01/39	P		2010-12-27
NE	FNMA POOL #932121 5 500%10/01/39	P		2011-01-25
NF	FNMA POOL #932121 5 500%10/01/39	P		2011-02-25
NG	FNMA POOL #932121 5 500%10/01/39	P		2011-03-25
NH	FNMA POOL #932121 5 500%10/01/39	P		2011-04-25
NI	FNMA POOL #932121 5 500%10/01/39	P		2011-05-12
NJ	FNMA POOL #932121 5 500%10/01/39	P		2011-05-25
NK	FNMA POOL #935228 5 000%5/01/39	P		2010-08-25
NL	FNMA POOL #935228 5 000%5/01/39	P		2010-09-27
NM	FNMA POOL #935228 5 000%5/01/39	P		2010-10-25
NN	FNMA POOL #935228 5 000%5/01/39	P		2010-11-10
NO	FNMA POOL #935228 5 000%5/01/39	P		2010-11-29
NP	FNMA POOL #935235 5 500%5/01/39	P		2010-08-25
NQ	FNMA POOL #935235 5 500%5/01/39	P		2010-09-27
NR	FNMA POOL #935235 5 500%5/01/39	P		2010-10-25
NS	FNMA POOL #935235 5 500%5/01/39	P		2010-11-26
NT	FNMA POOL #935235 5 500%5/01/39	P		2010-12-27
NU	FNMA POOL #935235 5 500%5/01/39	P		2011-01-25
NV	FNMA POOL #935235 5 500%5/01/39	P		2011-02-25
NW	FNMA POOL #935235 5 500%5/01/39	P		2011-03-25
NX	FNMA POOL #935235 5 500%5/01/39	P		2011-04-25
NY	FNMA POOL #935235 5 500%5/01/39	P		2011-05-12
NZ	FNMA POOL #935235 5 500%5/01/39	P		2011-05-25

Form 990PF Part IV - Capital Gains and Losses for Tax on Investment Income - Columns a - d

(a) List and describe the kind(s) of property sold (e g , real estate, 2-story brick warehouse, or common stock, 200 shs MLC Co)		(b) How acquired P—Purchase D—Donation	(c) Date acquired (mo , day, yr)	(d) Date sold (mo , day, yr)
OA	FNMA POOL #935558 5 500% 9/01/39	P		2010-08-25
OB	FNMA POOL #935558 5 500% 9/01/39	P		2010-09-27
OC	FNMA POOL #935558 5 500% 9/01/39	P		2010-10-25
OD	FNMA POOL #935558 5 500% 9/01/39	P		2010-11-26
OE	FNMA POOL #935558 5 500% 9/01/39	P		2010-12-27
OF	FNMA POOL #935558 5 500% 9/01/39	P		2011-01-25
OG	FNMA POOL #935558 5 500% 9/01/39	P		2011-02-25
OH	FNMA POOL #935558 5 500% 9/01/39	P		2011-03-25
OI	FNMA POOL #935558 5 500% 9/01/39	P		2011-04-25
OJ	FNMA POOL #935558 5 500% 9/01/39	P		2011-05-12
OK	FNMA POOL #935558 5 500% 9/01/39	P		2011-05-25
OL	FNMA POOL #AA4425 5 500% 3/01/39	P		2010-08-25
OM	FNMA POOL #AA4425 5 500% 3/01/39	P		2010-09-27
ON	FNMA POOL #AA4425 5 500% 3/01/39	P		2010-10-25
OO	FNMA POOL #AA4425 5 500% 3/01/39	P		2010-11-26
OP	FNMA POOL #AA4425 5 500% 3/01/39	P		2010-12-27
OQ	FNMA POOL #AA4425 5 500% 3/01/39	P		2011-01-25
OR	FNMA POOL #AA4425 5 500% 3/01/39	P		2011-03-01
OS	FNMA POOL #AA4425 5 500% 3/01/39	P		2011-03-25
OT	FNMA POOL #AA4425 5 500% 3/01/39	P		2011-04-25
OU	FNMA POOL #AA4425 5 500% 3/01/39	P		2011-05-12
OV	FNMA POOL #AA4425 5 500% 3/01/39	P		2011-05-25
OW	FNMA POOL #AA4434 5 000% 3/01/39	P		2010-08-12
OX	FNMA POOL #AA4434 5 000% 3/01/39	P		2010-08-25
OY	FNMA POOL #AA5026 4 000% 3/01/24	P		2010-08-25
OZ	FNMA POOL #AA5026 4 000% 3/01/24	P		2010-09-20
PA	FNMA POOL #AA5026 4 000% 3/01/24	P		2010-09-27
PB	FNMA POOL #AB1051 4 500% 5/01/40	P		2010-08-25
PC	FNMA POOL #AB1051 4 500% 5/01/40	P		2010-09-27
PD	FNMA POOL #AB1051 4 500% 5/01/40	P		2010-10-25

Form 990PF Part IV - Capital Gains and Losses for Tax on Investment Income - Columns a - d

(a) List and describe the kind(s) of property sold (e g , real estate, 2-story brick warehouse, or common stock, 200 shs MLC Co)		(b) How acquired P—Purchase D—Donation	(c) Date acquired (mo , day, yr)	(d) Date sold (mo , day, yr)
PE	FNMA POOL #AB1051 4 500%5/01/40	P		2010-11-26
PF	FNMA POOL #AB1051 4 500%5/01/40	P		2010-12-27
PG	FNMA POOL #AB1051 4 500%5/01/40	P		2011-01-25
PH	FNMA POOL #AB1051 4 500%5/01/40	P		2011-02-25
PI	FNMA POOL #AB1051 4 500%5/01/40	P		2011-03-25
PJ	FNMA POOL #AB1051 4 500%5/01/40	P		2011-04-13
PK	FNMA POOL #AB1051 4 500%5/01/40	P		2011-04-25
PL	FNMA POOL #AC1523 5 000%9/01/24	P		2010-08-25
PM	FNMA POOL #AC1523 5 000%9/01/24	P		2010-09-20
PN	FNMA POOL #AC1523 5 000%9/01/24	P		2010-09-27
PO	FNMA POOL #AD2312 5 000%2/01/25	P		2010-08-25
PP	FNMA POOL #AD2312 5 000%2/01/25	P		2010-09-27
PQ	FNMA POOL #AD2312 5 000%2/01/25	P		2010-10-25
PR	FNMA POOL #AD2312 5 000%2/01/25	P		2010-11-16
PS	FNMA POOL #AD2312 5 000%2/01/25	P		2010-11-26
PT	FNMA POOL #AD3278 4 000%2/01/25	P		2010-08-25
PU	FNMA POOL #AD3278 4 000%2/01/25	P		2010-09-27
PV	FNMA POOL #AD3278 4 000%2/01/25	P		2010-10-25
PW	FNMA POOL #AD3278 4 000%2/01/25	P		2010-11-26
PX	FNMA POOL #AD3278 4 000%2/01/25	P		2010-12-27
PY	FNMA POOL #AD3278 4 000%2/01/25	P		2011-01-25
PZ	FNMA POOL #AD3278 4 000%2/01/25	P		2011-02-25
QA	FNMA POOL #AD3278 4 000%2/01/25	P		2011-03-25
QB	FNMA POOL #AD3278 4 000%2/01/25	P		2011-04-25
QC	FNMA POOL #AD3278 4 000%2/01/25	P		2011-05-25
QD	FNMA POOL #AD3278 4 000%2/01/25	P		2011-06-27
QE	FNMA POOL #AD3278 4 000%2/01/25	P		2011-07-25
QF	FNMA POOL #AD3278 4 000%2/01/25	P		2011-07-28
QG	FNMA POOL #AD6946 5 500%6/01/40	P		2010-08-25
QH	FNMA POOL #AD6946 5 500%6/01/40	P		2010-09-27

Form 990PF Part IV - Capital Gains and Losses for Tax on Investment Income - Columns a - d

(a) List and describe the kind(s) of property sold (e g , real estate, 2-story brick warehouse, or common stock, 200 shs MLC Co)		(b) How acquired P—Purchase D—Donation	(c) Date acquired (mo , day, yr)	(d) Date sold (mo , day, yr)
QI	FNMA POOL #AD6946 5 500%6/01/40	P		2010-10-25
QJ	FNMA POOL #AD6946 5 500%6/01/40	P		2010-11-26
QK	FNMA POOL #AD6946 5 500%6/01/40	P		2010-12-27
QL	FNMA POOL #AD6946 5 500%6/01/40	P		2011-01-25
QM	FNMA POOL #AD6946 5 500%6/01/40	P		2011-02-25
QN	FNMA POOL #AD6946 5 500%6/01/40	P		2011-03-25
QO	FNMA POOL #AD6946 5 500%6/01/40	P		2011-04-25
QP	FNMA POOL #AD6946 5 500%6/01/40	P		2011-05-25
QQ	FNMA POOL #AD6946 5 500%6/01/40	P		2011-06-27
QR	FNMA POOL #AD6946 5 500%6/01/40	P		2011-07-25
QS	FNMA POOL #AD6992 5 500%7/01/40	P		2010-08-25
QT	FNMA POOL #AD6992 5 500%7/01/40	P		2010-09-27
QU	FNMA POOL #AD6992 5 500%7/01/40	P		2010-10-25
QV	FNMA POOL #AD6992 5 500%7/01/40	P		2010-11-26
QW	FNMA POOL #AD6992 5 500%7/01/40	P		2010-12-27
QX	FNMA POOL #AD6992 5 500%7/01/40	P		2011-01-25
QY	FNMA POOL #AD6992 5 500%7/01/40	P		2011-02-25
QZ	FNMA POOL #AD6992 5 500%7/01/40	P		2011-03-25
RA	FNMA POOL #AD6992 5 500%7/01/40	P		2011-04-25
RB	FNMA POOL #AD6992 5 500%7/01/40	P		2011-05-25
RC	FNMA POOL #AD6992 5 500%7/01/40	P		2011-06-27
RD	FNMA POOL #AD6992 5 500%7/01/40	P		2011-07-25
RE	FNMA POOL #AE5463 4 000%10/01/40	P		2010-11-26
RF	FNMA POOL #AE5463 4 000%10/01/40	P		2010-11-30
RG	FNMA POOL #AE5912 3 500%11/01/25	P		2010-11-26
RH	FNMA POOL #AE5912 3 500%11/01/25	P		2010-12-27
RI	FNMA POOL #AE5912 3 500%11/01/25	P		2011-01-25
RJ	FNMA POOL #AE5912 3 500%11/01/25	P		2011-01-28
RK	FNMA POOL #AE5912 3 500%11/01/25	P		2011-02-25
RL	FNMA POOL #AE5912 3 500%11/01/25	P		2011-03-25

Form 990PF Part IV - Capital Gains and Losses for Tax on Investment Income - Columns a - d

(a) List and describe the kind(s) of property sold (e g , real estate, 2-story brick warehouse, or common stock, 200 shs MLC Co)		(b) How acquired P—Purchase D—Donation	(c) Date acquired (mo , day, yr)	(d) Date sold (mo , day, yr)
RM	FNMA POOL #AE5912 3 500% 11/01/25	P		2011-04-13
RN	FNMA POOL #AE5912 3 500% 11/01/25	P		2011-04-25
RO	FNMA POOL #AH2415 5 000% 1/01/41	P		2011-02-25
RP	FNMA POOL #AH2415 5 000% 1/01/41	P		2011-03-25
RQ	FNMA POOL #AH2415 5 000% 1/01/41	P		2011-04-25
RR	FNMA POOL #AH2415 5 000% 1/01/41	P		2011-05-25
RS	FNMA POOL #AH2415 5 000% 1/01/41	P		2011-06-27
RT	FNMA POOL #AH2415 5 000% 1/01/41	P		2011-07-25
RU	FNMA POOL #AI4147 5 000% 6/01/41	P		2011-07-25
RV	FNMA TBA 15YR 4 000% 8/01/23	P		2010-08-17
RW	FOMENTO ECONOMICO MEX-SP ADR	P		2010-09-29
RX	FORD CREDIT FLOORPLA 2 610% 2/15/16	P		2011-03-22
RY	FRANKLIN RESOURCES INC	P		2011-03-11
RZ	FRANKLIN RESOURCES INC	P		2011-03-15
SA	FRANKLIN RESOURCES INC	P		2011-03-18
SB	FRANKLIN RESOURCES INC	P		2011-03-25
SC	FROM K-1 ASGI HEDGED EQUITIES	P		
SD	FROM K-1 ASGI HEDGED EQUITIES	P		
SE	FROM K-1 ASGI MULTI STRATEGY FUND	P		
SF	FROM K-1 ASGI MULTI STRATEGY FUND	P		
SG	FROM K-1 AURORA GLOBAL OPPORTUNITIES	P		
SH	FROM K-1 DORCHESTER CAPITAL INT'L	P		
SI	FROM K-1 SELECTINVEST INSTITUTIONAL	P		
SJ	FROM K-1 SINGULER GUFF OPPORT	P		
SK	FROM K-1 SINGULER GUFF OPPORT	P		
SL	FRONTIER COMMUNICATIONS CORPORATION	P		2010-08-31
SM	GE EQUIPMENT MIDTICK 3 130% 11/16/20	P		2011-03-28
SN	GENERAL ELEC CAP COR 4 375% 9/16/20	P		2011-02-25
SO	GENERAL ELEC CAP COR 4 625% 1/07/21	P		2011-02-11
SP	GENERAL ELECTRIC CO	P		2011-03-15

Form 990PF Part IV - Capital Gains and Losses for Tax on Investment Income - Columns a - d

(a) List and describe the kind(s) of property sold (e g , real estate, 2-story brick warehouse, or common stock, 200 shs MLC Co)		(b) How acquired P—Purchase D—Donation	(c) Date acquired (mo , day, yr)	(d) Date sold (mo , day, yr)
SQ	GENERAL ELECTRIC CO	P		2011-03-15
SR	GENERAL MILLS INC	P		2011-03-15
SS	GENERAL MILLS INC	P		2011-05-24
ST	GENERAL MILLS INC	P		2011-07-26
SU	GENERAL MILLS INC 5 250% 8/15/13	P		2010-10-14
SV	GILEAD SCIENCES INC	P		2011-03-15
SW	GILEAD SCIENCES INC	P		2011-03-18
SX	GNMA POOL #291635 10 000% 8/15/20	P		2010-08-16
SY	GNMA POOL #291635 10 000% 8/15/20	P		2010-09-15
SZ	GNMA POOL #291635 10 000% 8/15/20	P		2010-10-15
TA	GNMA POOL #291635 10 000% 8/15/20	P		2010-11-15
TB	GNMA POOL #291635 10 000% 8/15/20	P		2010-12-15
TC	GNMA POOL #291635 10 000% 8/15/20	P		2011-01-18
TD	GNMA POOL #291635 10 000% 8/15/20	P		2011-02-15
TE	GNMA POOL #291635 10 000% 8/15/20	P		2011-03-15
TF	GNMA POOL #291635 10 000% 8/15/20	P		2011-04-15
TG	GNMA POOL #291635 10 000% 8/15/20	P		2011-05-16
TH	GNMA POOL #291635 10 000% 8/15/20	P		2011-06-15
TI	GNMA POOL #291635 10 000% 8/15/20	P		2011-07-15
TJ	GNMA POOL #296654 10 000% 11/15/20	P		2010-08-16
TK	GNMA POOL #296654 10 000% 11/15/20	P		2010-09-15
TL	GNMA POOL #296654 10 000% 11/15/20	P		2010-11-15
TM	GNMA POOL #296654 10 000% 11/15/20	P		2010-12-15
TN	GNMA POOL #296654 10 000% 11/15/20	P		2011-01-18
TO	GNMA POOL #296654 10 000% 11/15/20	P		2011-02-15
TP	GNMA POOL #296654 10 000% 11/15/20	P		2011-03-15
TQ	GNMA POOL #296654 10 000% 11/15/20	P		2011-04-15
TR	GNMA POOL #296654 10 000% 11/15/20	P		2011-05-16
TS	GNMA POOL #296654 10 000% 11/15/20	P		2011-06-15
TT	GNMA POOL #296654 10 000% 11/15/20	P		2011-07-15

Form 990PF Part IV - Capital Gains and Losses for Tax on Investment Income - Columns a - d

(a) List and describe the kind(s) of property sold (e g , real estate, 2-story brick warehouse, or common stock, 200 shs MLC Co)		(b) How acquired P—Purchase D—Donation	(c) Date acquired (mo , day, yr)	(d) Date sold (mo , day, yr)
TU	GOLDMAN SACHS GROUP 5 375% 3/15/20	P		2011-01-28
TV	GOLDMAN SACHS GROUP INC	P		2011-03-15
TW	GOLDMAN SACHS GROUP INC	P		2011-03-15
TX	GOOGLE INC	P		2010-08-24
TY	GOOGLE INC	P		2010-09-13
TZ	GOOGLE INC	P		2011-03-15
UA	GOOGLE INC	P		2011-03-15
UB	GOVT NATL MTG ASSN 4 490% 8/16/25	P		2011-02-24
UC	GOVT NATL MTG ASSN 4 490% 8/16/25	P		2011-05-16
UD	GOVT NATL MTG ASSN 4 490% 8/16/25	P		2011-06-16
UE	GOVT NATL MTG ASSN 4 490% 8/16/25	P		2011-07-18
UF	GOVT NATL MTG ASSN 4 550%11/16/39	P		2011-02-22
UG	GREEN MOUNTAIN COFFEE INC	P		2011-03-15
UH	GREEN MOUNTAIN COFFEE INC	P		2011-06-03
UI	GREEN MOUNTAIN COFFEE INC	P		2011-07-08
UJ	HALLIBURTON CO	P		2011-03-15
UK	HANNOVER REINS CORP ADR	P		2010-09-28
UL	HANNOVER REINS CORP ADR	P		2010-09-29
UM	HARRIS CORP DEL	P		2010-09-29
UN	HARRIS CORP DEL	P		2010-10-05
UO	HARRIS CORP DEL	P		2010-10-18
UP	HCP INC	P		2010-09-02
UQ	HCP INC	P		2011-03-24
UR	HCP INC	P		2011-05-26
US	HCP INC	P		2011-07-25
UT	HEALTH CARE REIT INC	P		2010-12-31
UU	HEALTH CARE REIT INC	P		2011-05-26
UV	HEALTH CARE REIT INC	P		2011-07-25
UW	HEWLETT PACKARD CO	P		2010-12-27
UX	HEWLETT PACKARD CO	P		2010-12-28

Form 990PF Part IV - Capital Gains and Losses for Tax on Investment Income - Columns a - d

(a) List and describe the kind(s) of property sold (e g , real estate, 2-story brick warehouse, or common stock, 200 shs MLC Co)		(b) How acquired P—Purchase D—Donation	(c) Date acquired (mo , day, yr)	(d) Date sold (mo , day, yr)
UY	HEWLETT PACKARD CO	P		2011-03-15
UZ	HEWLETT PACKARD CO	P		2011-03-15
VA	HEWLETT PACKARD CO	P		2011-03-17
VB	HEWLETT PACKARD CO	P		2011-04-01
VC	HEWLETT PACKARD CO	P		2011-05-12
VD	HEWLETT PACKARD CO	P		2011-07-20
VE	HOME DEPOT INC 5 950%4/01/41	P		2011-04-01
VF	HONEYWELL INTERNATIONAL INC	P		2010-11-19
VG	HONEYWELL INTERNATIONAL INC	P		2010-11-22
VH	HONEYWELL INTERNATIONAL INC	P		2011-03-15
VI	HOST HOTELS & RESORTS, INC	P		2010-10-04
VJ	HOST HOTELS & RESORTS, INC	P		2010-12-31
VK	HOST HOTELS & RESORTS, INC	P		2011-03-24
VL	HOST HOTELS & RESORTS, INC	P		2011-05-26
VM	HOST HOTELS & RESORTS, INC	P		2011-07-25
VN	HUDSON CITY BANCORP INC	P		2010-09-24
VO	HUDSON PACIFIC PROPERTIES INC	P		2010-09-02
VP	HUDSON PACIFIC PROPERTIES INC	P		2010-12-31
VQ	HUNT J B TRANS SVCS INC	P		2011-03-15
VR	HUTCHISON WHAMPOA LIMITED - ADR	P		2010-09-01
VS	HUTCHISON WHAMPOA LIMITED - ADR	P		2011-01-26
VT	HUTCHISON WHAMPOA LIMITED - ADR	P		2011-03-01
VU	ILLINOIS TOOL WORKS INC	P		2011-03-15
VV	INGERSOLL-RAND PLC	P		2011-03-15
VW	INTERNATIONAL BUSINESS MACHS CORP	P		2011-03-15
VX	IRON MOUNTAIN INC	P		2011-03-15
VY	ISRAEL CHEMICALS LIMITED - ADR	P		2011-03-15
VZ	ITT CORPORATION	P		2011-03-15
WA	JACOBS ENGR GROUP INC	P		2011-03-15
WB	JACOBS ENGR GROUP INC	P		2011-03-15

Form 990PF Part IV - Capital Gains and Losses for Tax on Investment Income - Columns a - d

(a) List and describe the kind(s) of property sold (e g , real estate, 2-story brick warehouse, or common stock, 200 shs MLC Co)		(b) How acquired P—Purchase D—Donation	(c) Date acquired (mo , day, yr)	(d) Date sold (mo , day, yr)
WC	JPMORGAN CHASE & CO	P		2011-03-15
WD	JPMORGAN CHASE & CO	P		2011-03-15
WE	JPMORGAN CHASE & CO 3 150% 7/05/16	P		2011-07-26
WF	JSR CORP-UNSPONSORED ADR	P		2010-09-14
WG	JUNIPER NETWORKS INC	P		2011-03-15
WH	KALMAR GR W/VAL SM CAP FD #2	P		2011-03-14
WI	KDDI CORP-UNSPONSORED ADR	P		2011-05-11
WJ	KILROY REALTY CORP COM	P		2010-10-04
WK	KILROY REALTY CORP COM	P		2010-12-07
WL	KILROY REALTY CORP COM	P		2010-12-31
WM	KILROY REALTY CORP COM	P		2011-02-03
WN	KILROY REALTY CORP COM	P		2011-03-24
WO	KIMCO RLTY CORP	P		2010-09-02
WP	KIMCO RLTY CORP	P		2010-10-04
WQ	KITE REALTY GROUP TRUST	P		2010-10-25
WR	KITE REALTY GROUP TRUST	P		2010-12-07
WS	KITE REALTY GROUP TRUST	P		2010-12-31
WT	KLA-TENCOR CORP COM	P		2011-03-15
WU	KRAFT FOODS INC	P		2011-03-15
WV	KRISPYKREME DOUGHNUTS, INC 3/02/12	P		2010-10-19
WW	KUBOTA LIMITED - ADR	P		2010-08-20
WX	LAZARD LTD	P		2011-03-28
WY	LIBERTY PPTY TR SH BEN INT	P		2010-09-02
WZ	LIBERTY PPTY TR SH BEN INT	P		2010-10-04
XA	LIBERTY PPTY TR SH BEN INT	P		2011-02-03
XB	LIBERTY PPTY TR SH BEN INT	P		2011-03-24
XC	LIBERTY PPTY TR SH BEN INT	P		2011-05-05
XD	LIBERTY PPTY TR SH BEN INT	P		2011-07-25
XE	LINEAR TECHNOLOGY CORP	P		2010-08-03
XF	LINEAR TECHNOLOGY CORP	P		2010-08-27

Form 990PF Part IV - Capital Gains and Losses for Tax on Investment Income - Columns a - d

(a) List and describe the kind(s) of property sold (e g , real estate, 2-story brick warehouse, or common stock, 200 shs MLC Co)		(b) How acquired P—Purchase D—Donation	(c) Date acquired (mo , day, yr)	(d) Date sold (mo , day, yr)
XG	LINEAR TECHNOLOGY CORP	P		2010-10-14
XH	LOCKHEED MARTIN CORP	P		2011-03-15
XI	LOGITECH INTERNATIONAL S A	P		2011-06-17
XJ	LONG BEACH ACCEP AUT 4 250% 4/15/12	P		2010-09-15
XK	LONG BEACH ACCEP AUT 4 250% 4/15/12	P		2010-10-15
XL	LOOPNET INC	P		2011-03-15
XM	LOWES COS INC	P		2010-08-23
XN	LOWES COS INC	P		2011-03-15
XO	LVMH MOET HENNESSY UNSP ADR - ADR	P		2010-09-24
XP	LVMH MOET HENNESSY UNSP ADR - ADR	P		2011-02-02
XQ	MACERICH CO COM	P		2010-09-02
XR	MACERICH CO COM	P		2010-10-04
XS	MACERICH CO COM	P		2011-02-03
XT	MACERICH CO COM	P		2011-02-28
XU	MACERICH CO COM	P		2011-03-24
XV	MACERICH CO COM	P		2011-05-05
XW	MACK CALI RLTY CORP COM	P		2010-10-04
XX	MACQUARIE BK LTD ADR	P		2010-10-25
XY	MACYS INC	P		2011-03-15
XZ	MARATHON OIL CORP	P		2011-03-15
YA	MARATHON OIL CORP	P		2011-04-21
YB	MARSH & MCLENNAN COS INC	P		2011-03-15
YC	MASTERCARD INC	P		2011-01-24
YD	MASTR ASSET SECURITI 5 500% 6/25/33	P		2011-02-25
YE	MASTR ASSET SECURITI 5 500% 6/25/33	P		2011-03-25
YF	MASTR ASSET SECURITI 5 500% 6/25/33	P		2011-04-25
YG	MASTR ASSET SECURITI 5 500% 6/25/33	P		2011-05-25
YH	MASTR ASSET SECURITI 5 500% 6/25/33	P		2011-06-27
YI	MASTR ASSET SECURITI 5 500% 6/25/33	P		2011-06-28
YJ	MAXIM INTEGRATED PRODS INC	P		2011-03-15

Form 990PF Part IV - Capital Gains and Losses for Tax on Investment Income - Columns a - d

(a) List and describe the kind(s) of property sold (e g , real estate, 2-story brick warehouse, or common stock, 200 shs MLC Co)		(b) How acquired P—Purchase D—Donation	(c) Date acquired (mo , day, yr)	(d) Date sold (mo , day, yr)
YK	MCDONALDS CORP	P		2011-07-21
YL	MEDIASET S P A ADR	P		2011-02-07
YM	MEDIASET S P A ADR	P		2011-02-08
YN	MEDTRONIC INC	P		2010-11-29
YO	MEDTRONIC INC	P		2011-03-15
YP	MEDTRONIC INC	P		2011-03-21
YQ	MERCADOLIBRE INC	P		2011-03-15
YR	MERCK & CO INC NEW	P		2011-01-28
YS	MERCK & CO INC NEW	P		2011-02-08
YT	METLIFE INC	P		2011-03-15
YU	METLIFE INC 6 750%6/01/16	P		2011-03-18
YV	MICROCHIP TECHNOLOGY INC COM	P		2011-03-15
YW	MICROSOFT CORP	P		2010-08-03
YX	MICROSOFT CORP	P		2011-03-15
YY	MICROSOFT CORP	P		2011-03-15
YZ	MICROSOFT CORP	P		2011-03-15
ZA	MICROSOFT CORP	P		2011-03-18
ZB	MICROSOFT CORP	P		2011-04-01
ZC	MONSANTO CO NEW	P		2011-02-04
ZD	MONSANTO CO NEW	P		2011-03-15
ZE	MONSANTO CO NEW	P		2011-03-15
ZF	MONSANTO CO NEW	P		2011-03-15
ZG	MORGAN STANLEY CAP 5 010% 4/15/38	P		2011-05-16
ZH	MORGAN STANLEY CAP 5 010% 4/15/38	P		2011-06-15
ZI	MORGAN STANLEY CAP 5 010% 4/15/38	P		2011-07-15
ZJ	MORGAN STANLEY DEAN 4 740%11/13/36	P		2011-05-13
ZK	MORGAN STANLEY DEAN 4 740%11/13/36	P		2011-06-13
ZL	MORGAN STANLEY DEAN 4 740%11/13/36	P		2011-07-13
ZM	MYLAN LABS INC	P		2011-03-15
ZN	NATIONAL GRID PLC ADR	P		2011-03-15

Form 990PF Part IV - Capital Gains and Losses for Tax on Investment Income - Columns a - d

(a) List and describe the kind(s) of property sold (e g , real estate, 2-story brick warehouse, or common stock, 200 shs MLC Co)		(b) How acquired P—Purchase D—Donation	(c) Date acquired (mo , day, yr)	(d) Date sold (mo , day, yr)
ZO	NATIONAL INSTRS CORP COM	P		2011-03-15
ZP	NATIONAL OILWELL INC COM	P		2011-03-15
ZQ	NATIONAL RETAIL PPTYS INC	P		2010-10-04
ZR	NATIONAL RETAIL PPTYS INC	P		2010-12-07
ZS	NATIONAL RETAIL PPTYS INC	P		2011-02-28
ZT	NATIONAL RETAIL PPTYS INC	P		2011-05-05
ZU	NATIONWIDE HEALTH PPTYS INC	P		2010-09-02
ZV	NATIONWIDE HEALTH PPTYS INC	P		2010-10-25
ZW	NATIONWIDE HEALTH PPTYS INC	P		2010-12-31
ZX	NATIONWIDE HEALTH PPTYS INC	P		2011-02-03
ZY	NATIONWIDE HEALTH PPTYS INC	P		2011-02-28
ZZ	NATIONWIDE HEALTH PPTYS INC	P		2011-05-26
AAA	NCUA GTD NTS TR 2010 2 900%10/29/20	P		2011-01-26
AAB	NESTLE S A REGISTERED SHARES - ADR	P		2011-03-15
AAC	NETEASE COM, INC - ADR	P		2011-07-29
AAD	NETFLIX COM INC	P		2011-03-15
AAE	NETFLIX COM INC	P		2011-06-29
AAF	NIELSEN HOLDINGS B V	P		2011-03-15
AAG	NIKE INC CL B	P		2010-10-19
AAH	NIKE INC CL B	P		2010-10-20
AAI	NIKE INC CL B	P		2010-12-03
AAJ	NIKE INC CL B	P		2010-12-28
AAK	NIKE INC CL B	P		2011-03-15
AAL	NIKE INC CL B	P		2011-03-15
AAM	NIKE INC CL B	P		2011-03-15
AAN	NIKE INC CL B	P		2011-07-01
AAO	NINTENDO CO , LTD - ADR	P		2011-03-15
AAP	NISSAN AUTO RECEIVAB 1 940% 9/15/17	P		2011-07-26
AAQ	NOBLE ENERGY INC	P		2011-03-15
AAR	NORFOLK SOUTHERN CORP	P		2011-03-15

Form 990PF Part IV - Capital Gains and Losses for Tax on Investment Income - Columns a - d

(a) List and describe the kind(s) of property sold (e g , real estate, 2-story brick warehouse, or common stock, 200 shs MLC Co)		(b) How acquired P—Purchase D—Donation	(c) Date acquired (mo , day, yr)	(d) Date sold (mo , day, yr)
AAS	NORTHERN TRUST CORP	P		2010-12-10
AAT	NORTHERN TRUST CORP	P		2011-01-28
AAU	NORTHERN TRUST CORP	P		2011-02-02
AAV	NORTHERN TRUST CORP	P		2011-02-15
AAW	NOVARTIS AG - ADR	P		2011-05-04
AAX	NOVO NORDISK A/S - ADR	P		2011-02-08
AAZ	NOVO NORDISK A/S - ADR	P		2011-03-15
ABA	NUCOR CORP	P		2011-03-15
ABA	NUCOR CORP	P		2011-04-06
ABB	OAKMARK INTL SMALL CAP FD #811	P		2011-03-14
ABC	OCCIDENTAL PETE CORP	P		2011-03-15
ABD	OCCIDENTAL PETE CORP	P		2011-04-29
ABE	OMEGA HEALTHCARE INVS INC COM	P		2010-09-02
ABF	OMEGA HEALTHCARE INVS INC COM	P		2010-10-04
ABG	OMEGA HEALTHCARE INVS INC COM	P		2010-12-07
ABH	OMEGA HEALTHCARE INVS INC COM	P		2010-12-31
ABI	OMEGA HEALTHCARE INVS INC COM	P		2011-02-28
ABJ	OMEGA HEALTHCARE INVS INC COM	P		2011-03-24
ABK	OMEGA HEALTHCARE INVS INC COM	P		2011-05-26
ABL	OMEGA HEALTHCARE INVS INC COM	P		2011-07-25
ABM	OMNICOM GROUP	P		2011-03-15
ABN	OMNICOM GROUP	P		2011-03-15
ABO	OMNICOM GROUP	P		2011-03-18
ABP	OMNICOM GROUP	P		2011-04-18
ABQ	OMNICOM GROUP	P		2011-04-27
ABR	OMNICOM GROUP INC 4 450%8/15/20	P		2011-03-11
ABS	ORACLE CORPORATION	P		2010-09-10
ABT	ORACLE CORPORATION	P		2011-03-15
ABU	PAYCHEX INC	P		2011-02-11
ABV	PEBBLEBROOK HOTEL TRUST	P		2010-09-02

Form 990PF Part IV - Capital Gains and Losses for Tax on Investment Income - Columns a - d

(a) List and describe the kind(s) of property sold (e g , real estate, 2-story brick warehouse, or common stock, 200 shs MLC Co)		(b) How acquired P—Purchase D—Donation	(c) Date acquired (mo , day, yr)	(d) Date sold (mo , day, yr)
ABW	PEBBLEBROOK HOTEL TRUST	P		2010-12-07
ABX	PEBBLEBROOK HOTEL TRUST	P		2010-12-31
ABY	PEBBLEBROOK HOTEL TRUST	P		2011-02-28
ABZ	PEPSICO INC	P		2011-03-15
ACA	PEPSICO INC	P		2011-04-06
ACB	PEPSICO INC	P		2011-04-11
ACC	PETROBRAS INTL FIN 3 875% 1/27/16	P		2011-04-04
ACD	PETROBRAS INTL FIN 5 375% 1/27/21	P		2011-04-27
ACE	PHILIP MORRIS INTERNATIONAL IN	P		2011-03-15
ACF	PIEDMONT OFFICE REALTY TRU-A	P		2010-10-04
ACG	PIEDMONT OFFICE REALTY TRU-A	P		2010-12-07
ACH	PIEDMONT OFFICE REALTY TRU-A	P		2010-12-31
ACI	PIEDMONT OFFICE REALTY TRU-A	P		2011-02-03
ACJ	PIEDMONT OFFICE REALTY TRU-A	P		2011-05-26
ACK	PIMCO FOREIGN BD FD USD H-INST #103	P		2010-11-09
ACL	PINEHURST INST TRANS ASP U/INT I	P		2010-08-26
ACM	PINEHURST INST TRNS REDM ASP U/INT I	P		2010-12-03
ACN	PINEHURST INST TRNS REDM ASP U/INT I	P		2011-03-16
ACO	PINEHURST INST TRNS REDM ASP U/INT I	P		2011-04-08
ACP	PINEHURST INST TRNS REDM ASP U/INT I	P		2011-06-06
ACQ	PLUM CREEK TIMBER CO INC	P		2010-10-25
ACR	POLYCOM INC COM	P		2011-03-15
ACS	POSTNL N V SPONSORED ADR	P		2011-06-08
ACT	POTASH CORP SASK	P		2010-08-23
ACU	POTASH CORP SASK	P		2010-09-21
ACV	POTASH CORP SASK	P		2010-09-22
ACW	POTASH CORP SASK	P		2011-01-28
ACX	POTASH CORP-SASKATCH 6 500% 5/15/19	P		2011-01-10
ACY	PRICELINE COM INC	P		2011-03-15
ACZ	PRINCIPAL INV M/C GRWTH INST FD 4759	P		2011-03-14

Form 990PF Part IV - Capital Gains and Losses for Tax on Investment Income - Columns a - d

(a) List and describe the kind(s) of property sold (e g , real estate, 2-story brick warehouse, or common stock, 200 shs MLC Co)		(b) How acquired P—Purchase D—Donation	(c) Date acquired (mo , day, yr)	(d) Date sold (mo , day, yr)
ADA	PROCTER & GAMBLE CO	P		2010-09-30
ADB	PROCTER & GAMBLE CO	P		2011-02-02
ADC	PROCTER & GAMBLE CO	P		2011-03-15
ADD	PROCTER & GAMBLE CO	P		2011-03-15
ADE	PROCTER & GAMBLE CO	P		2011-07-08
ADF	PROCTER & GAMBLE CO	P		2011-07-28
ADG	PROGRESSIVE CORP OHIO	P		2011-03-15
ADH	PROGRESSIVE CORP OHIO	P		2011-06-03
ADI	PSEG POWER 6 950%6/01/12	P		2011-05-02
ADJ	PT TELEKOMUNIKASI INDONESIA TB - ADR	P		2010-11-24
ADK	PUBLIC STORAGE INC COM	P		2010-10-04
ADL	PUBLIC STORAGE INC COM	P		2010-10-25
ADM	PUBLIC STORAGE INC COM	P		2010-12-31
ADN	PUBLIC STORAGE INC COM	P		2011-05-05
ADO	PUBLIC STORAGE INC COM	P		2011-07-25
ADP	QUALCOMM INC	P		2011-03-03
ADQ	QUALCOMM INC	P		2011-03-15
ADR	QUALCOMM INC	P		2011-03-15
ADS	QUALCOMM INC	P		2011-06-14
ADT	QUEST DIAGNOSTICS INC	P		2011-01-31
ADU	QUEST DIAGNOSTICS INC	P		2011-03-15
ADV	QUEST DIAGNOSTICS INC	P		2011-04-27
ADW	QUEST DIAGNOSTICS INC	P		2011-06-03
ADX	QUEST DIAGNOSTICS INC	P		2011-06-13
ADY	QUEST DIAGNOSTICS INC	P		2011-06-17
ADZ	QUEST DIAGNOSTICS INC	P		2011-06-20
AEA	QUEST DIAGNOSTICS INC	P		2011-06-21
AEB	QUEST DIAGNOSTICS INC	P		2011-06-22
AEC	RAMCO-GERSHENSON PPTYS TR COM	P		2010-12-07
AED	RAMCO-GERSHENSON PPTYS TR COM	P		2010-12-31

Form 990PF Part IV - Capital Gains and Losses for Tax on Investment Income - Columns a - d

(a) List and describe the kind(s) of property sold (e g , real estate, 2-story brick warehouse, or common stock, 200 shs MLC Co)		(b) How acquired P—Purchase D—Donation	(c) Date acquired (mo , day, yr)	(d) Date sold (mo , day, yr)
AEE	RAMCO-GERSHENSON PPTYS TR COM	P		2011-02-03
AEF	RAMCO-GERSHENSON PPTYS TR COM	P		2011-02-28
AEG	REGENCY CENTERS CORP	P		2010-09-02
AEH	REGENCY CENTERS CORP	P		2010-10-04
AEI	REGENCY CENTERS CORP	P		2010-12-07
AEJ	REGENCY CENTERS CORP	P		2011-02-03
AEK	REGENCY CENTERS CORP	P		2011-02-28
AEL	REGENCY CENTERS CORP	P		2011-03-24
AEM	REGENCY CENTERS CORP	P		2011-05-05
AEN	REGENCY CENTERS CORP	P		2011-07-25
AEO	REPUBLIC SERVICES INC CL A COMM	P		2011-03-15
AEP	RETAIL OPPORTUNITY INVESTMENTS CORP	P		2010-12-07
AEQ	RETAIL OPPORTUNITY INVESTMENTS CORP	P		2011-02-28
AER	RETAIL OPPORTUNITY INVESTMENTS CORP	P		2011-03-24
AES	RETAIL OPPORTUNITY INVESTMENTS CORP	P		2011-07-25
AET	REXAM PLC - ADR	P		2010-08-16
AEU	RIO TINTO PLC - ADR	P		2011-03-15
AEV	ROYAL BK OF SCOTLAND 5 625% 8/24/20	P		2010-09-28
AEW	ROYAL BK OF SCOTLAND 6 125% 1/11/21	P		2011-07-29
AEX	ROYAL DUTCH SHELL PLC ADR	P		2011-03-15
AEY	RWE AG - ADR	P		2010-09-20
AEZ	SAFEWAY INC 6 250% 3/15/14	P		2010-11-23
AFA	SALESFORCE COM INC	P		2011-03-15
AFB	SANOFI-AVENTIS - ADR	P		2010-12-02
AFC	SANTANDER DRIVE AUTO 1 200% 6/16/14	P		2011-03-30
AFD	SANTANDER DRIVE AUTO 2 050% 5/15/15	P		2011-04-21
AFE	SANTANDER DRIVE AUTO 3 060% 11/15/17	P		2011-04-21
AFF	SAP AG - ADR	P		2011-03-15
AFG	SARA LEE CORP 6 250% 9/15/11	P		2010-10-08
AFH	SBA 5 524% 3/10/16	P		2010-09-10

Form 990PF Part IV - Capital Gains and Losses for Tax on Investment Income - Columns a - d

(a) List and describe the kind(s) of property sold (e g , real estate, 2-story brick warehouse, or common stock, 200 shs MLC Co)		(b) How acquired P—Purchase D—Donation	(c) Date acquired (mo , day, yr)	(d) Date sold (mo , day, yr)
AFI	SBA 5 524%3/10/16	P		2011-03-10
AFJ	SBA 5 524%3/10/16	P		2011-03-30
AFK	SCHLUMBERGER LTD	P		2011-03-15
AFL	SCHLUMBERGER LTD	P		2011-03-15
AFM	SCHLUMBERGER LTD	P		2011-03-15
AFN	SCHWAB CHARLES CORP NEW	P		2010-08-27
AFO	SCHWAB CHARLES CORP NEW	P		2011-03-15
AFP	SCHWAB CHARLES CORP NEW	P		2011-03-15
AFQ	SCP OCEAN FUND LP RESIDUAL	P		2011-04-29
AFR	SCP OCEAN OFFSHORE	P		2011-04-06
AFS	SCRIPPS NETWORKS INTERACTIVE	P		2011-03-15
AFT	SECOM LTD UNSPONSORED ADR	P		2011-06-06
AFU	SELECTINVEST INST ARV ASP FUND U	P		2010-10-21
AFV	SELECTINVEST INST ARV ASP FUND U	P		2011-01-11
AFW	SHIN-ETSU CHEMICAL CO ADR	P		2010-12-01
AFX	SHIRE PLC ADR	P		2011-03-15
AFY	SIMON PROPERTY GROUP INC	P		2010-09-02
AFZ	SIMON PROPERTY GROUP INC	P		2010-10-25
AGA	SIMON PROPERTY GROUP INC	P		2010-12-07
AGB	SIMON PROPERTY GROUP INC	P		2011-02-28
AGC	SIMON PROPERTY GROUP INC	P		2011-05-05
AGD	SIMON PROPERTY GROUP INC	P		2011-05-26
AGE	SPECTRA ENERGY CORP	P		2011-03-15
AGF	STANLEY BLACK & DECKER,INC	P		2011-03-15
AGG	STARWOOD HOTELS & RESORTS WORLDWIDE	P		2010-10-04
AGH	STARWOOD HOTELS & RESORTS WORLDWIDE	P		2010-12-07
AGI	STARWOOD HOTELS & RESORTS WORLDWIDE	P		2011-02-28
AGJ	STARWOOD HOTELS & RESORTS WORLDWIDE	P		2011-03-24
AGK	STATOIL ASA ADR	P		2011-04-06
AGL	STERICYCLE INC COM	P		2010-09-03

Form 990PF Part IV - Capital Gains and Losses for Tax on Investment Income - Columns a - d

(a) List and describe the kind(s) of property sold (e g , real estate, 2-story brick warehouse, or common stock, 200 shs MLC Co)		(b) How acquired P—Purchase D—Donation	(c) Date acquired (mo , day, yr)	(d) Date sold (mo , day, yr)
AGM	STRAYER ED INC COM	P		2010-08-24
AGN	STRAYER ED INC COM	P		2010-12-15
AGO	STRUCTURED ASSET SEC 5 500%10/25/33	P		2011-02-25
AGP	STRUCTURED ASSET SEC 5 500%10/25/33	P		2011-03-25
AGQ	STRUCTURED ASSET SEC 5 500%10/25/33	P		2011-04-25
AGR	STRUCTURED ASSET SEC 5 500%10/25/33	P		2011-05-25
AGS	STRUCTURED ASSET SEC 5 500%10/25/33	P		2011-07-01
AGT	STRUCTURED ASSET SEC 5 500%10/25/33	P		2011-07-05
AGU	STRYKER CORP	P		2010-10-22
AGV	STRYKER CORP	P		2011-03-15
AGW	SUNCOR ENERGY INC NEW F	P		2011-03-15
AGX	SUNCOR ENERGY INC NEW F	P		2011-03-15
AGY	SUNTRUST BANKS INC 3 600% 4/15/16	P		2011-03-28
AGZ	TAIWAN SEMICONDUCTOR MANUFACTU - ADR	P		2010-08-12
AHA	TAIWAN SEMICONDUCTOR MANUFACTU - ADR	P		2011-05-23
AHB	TAKEDA PHARMACEUTIC-SP ADR	P		2010-10-26
AHC	TAKEDA PHARMACEUTIC-SP ADR	P		2010-10-27
AHD	TALISMAN ENERGY INC COM	P		2011-01-26
AHE	TARGET CORP	P		2011-02-15
AHF	TARGET CORP	P		2011-03-15
AHG	TECK RESOURCES LIMIT 3 850% 8/15/17	P		2010-11-23
AHH	TELECOM ITALIA CAPIT 7 175% 6/18/19	P		2011-07-14
AHI	TELECOM ITALIA CAPIT 7 721% 6/04/38	P		2011-03-22
AHJ	TELEFONICA SA - ADR	P		2011-03-09
AHK	TELEFONICA SA - ADR	P		2011-03-14
AHL	TELENOR ASA - ADR	P		2010-09-30
AHM	TELENOR ASA - ADR	P		2010-10-13
AHN	TESCO PLC - ADR	P		2011-03-31
AHO	TEVA PHARMACEUTICAL INDUSTRIES - ADR	P		2011-03-15
AHP	TEVA PHARMACEUTICAL INDUSTRIES - ADR	P		2011-04-27

Form 990PF Part IV - Capital Gains and Losses for Tax on Investment Income - Columns a - d

(a) List and describe the kind(s) of property sold (e g , real estate, 2-story brick warehouse, or common stock, 200 shs MLC Co)		(b) How acquired P—Purchase D—Donation	(c) Date acquired (mo , day, yr)	(d) Date sold (mo , day, yr)
AHQ	TIFFANY & CO NEW	P		2011-03-15
AHR	TIME WARNER CABLE INC	P		2011-03-15
AHS	TIME WARNER INC	P		2010-09-29
AHT	TIME WARNER INC 4 700% 1/15/21	P		2010-10-13
AHU	TITANIUM METALS CORP	P		2011-03-15
AHV	TITANIUM METALS CORP	P		2011-04-15
AHW	TNT EXPRESS NV-ADR	P		2011-07-08
AHX	TNT EXPRESS NV-ADR	P		2011-07-11
AHY	TYCO ELECTRONICS LTD F	P		2011-03-15
AHZ	UNILEVER N V - ADR	P		2010-08-16
AIA	UNILEVER PLC - ADR	P		2010-08-27
AIB	UNION PACIFIC CORP	P		2010-11-09
AIC	UNION PACIFIC CORP	P		2011-03-15
AID	UNION PACIFIC CORP	P		2011-03-15
AIE	UNION PACIFIC CORP	P		2011-03-15
AIF	UNION PACIFIC CORP	P		2011-05-24
AIG	UNITED PARCEL SERVICE-CL B	P		2011-03-15
AIH	UNITED PARCEL SERVICE-CL B	P		2011-03-15
AII	UNITED TECHNOLOGIES CORP	P		2011-03-15
AIJ	UNITED TECHNOLOGIES CORP	P		2011-03-15
AIK	UNITEDHEALTH GROUP 6 000% 2/15/18	P		2011-05-03
AIL	UNITEDHEALTH GROUP INC	P		2011-03-15
AIM	URBAN OUTFITTERS INCORPORATED	P		2011-03-11
AIN	URBAN OUTFITTERS INCORPORATED	P		2011-03-15
AIO	URBAN OUTFITTERS INCORPORATED	P		2011-03-15
AIP	US BANCORP 4 200% 5/15/14	P		2011-02-04
AIQ	US TREAS INFL IND 2 500% 1/15/29	P		2010-08-13
AIR	US TREAS INFL INDEX 1 125% 7/15/20	P		2010-08-10
AIS	US TREAS INFL INDEX 1 125% 7/15/20	P		2011-06-27
AIT	US TREASURY BILL 1/27/11	P		2010-12-09

Form 990PF Part IV - Capital Gains and Losses for Tax on Investment Income - Columns a - d

(a) List and describe the kind(s) of property sold (e g , real estate, 2-story brick warehouse, or common stock, 200 shs MLC Co)		(b) How acquired P—Purchase D—Donation	(c) Date acquired (mo , day, yr)	(d) Date sold (mo , day, yr)
AIU	US TREASURY BILL 10/06/11	P		2011-06-20
AIV	US TREASURY BILL 10/06/11	P		2011-07-05
AIW	US TREASURY BILL 10/06/11	P		2011-07-26
AIX	US TREASURY BILL 11/18/10	P		2010-09-01
AIY	US TREASURY BILL 11/18/10	P		2010-10-13
AIZ	US TREASURY BILL 11/18/10	P		2010-10-18
AJA	US TREASURY BILL 11/18/10	P		2010-11-02
AJB	US TREASURY BOND 3 875% 8/15/40	P		2010-08-23
AJC	US TREASURY BOND 3 875% 8/15/40	P		2010-09-23
AJD	US TREASURY BOND 3 875% 8/15/40	P		2010-10-07
AJE	US TREASURY BOND 3 875% 8/15/40	P		2010-10-18
AJF	US TREASURY BOND 3 875% 8/15/40	P		2010-11-02
AJG	US TREASURY BOND 3 875% 8/15/40	P		2010-11-03
AJH	US TREASURY BOND 3 875% 8/15/40	P		2010-11-03
AJI	US TREASURY BOND 3 875% 8/15/40	P		2010-11-04
AJJ	US TREASURY BOND 3 875% 8/15/40	P		2010-11-18
AJK	US TREASURY BOND 3 875% 8/15/40	P		2010-12-06
AJL	US TREASURY BOND 4 250% 11/15/40	P		2011-02-09
AJM	US TREASURY BOND 4 250% 11/15/40	P		2011-02-16
AJN	US TREASURY BOND 4 375% 5/15/40	P		2010-08-04
AJO	US TREASURY BOND 4 375% 5/15/40	P		2010-08-09
AJP	US TREASURY BOND 4 375% 5/15/40	P		2010-08-09
AJQ	US TREASURY BOND 4 375% 5/15/40	P		2010-08-09
AJR	US TREASURY BOND 4 375% 5/15/40	P		2010-08-17
AJS	US TREASURY BOND 4 375% 5/15/40	P		2010-08-19
AJT	US TREASURY BOND 4 375% 5/15/41	P		2011-06-02
AJU	US TREASURY BOND 4 375% 5/15/41	P		2011-06-03
AJV	US TREASURY BOND 4 375% 5/15/41	P		2011-06-20
AJW	US TREASURY BOND 4 375% 5/15/41	P		2011-06-30
AJX	US TREASURY BOND 4 375% 5/15/41	P		2011-07-22

Form 990PF Part IV - Capital Gains and Losses for Tax on Investment Income - Columns a - d

(a) List and describe the kind(s) of property sold (e g , real estate, 2-story brick warehouse, or common stock, 200 shs MLC Co)		(b) How acquired P—Purchase D—Donation	(c) Date acquired (mo , day, yr)	(d) Date sold (mo , day, yr)
AJY	US TREASURY BOND 4 375% 5/15/41	P		2011-07-29
AJZ	US TREASURY BOND 4 750% 2/15/41	P		2011-02-22
AKA	US TREASURY BOND 4 750% 2/15/41	P		2011-02-28
AKB	US TREASURY BOND 4 750% 2/15/41	P		2011-03-02
AKC	US TREASURY BOND 4 750% 2/15/41	P		2011-03-07
AKD	US TREASURY BOND 4 750% 2/15/41	P		2011-03-07
AKE	US TREASURY BOND 4 750% 2/15/41	P		2011-03-09
AKF	US TREASURY BOND 4 750% 2/15/41	P		2011-03-31
AKG	US TREASURY BOND 4 750% 2/15/41	P		2011-04-25
AKH	US TREASURY BOND 4 750% 2/15/41	P		2011-04-29
AKI	US TREASURY BOND 4 750% 2/15/41	P		2011-05-18
AKJ	US TREASURY BOND 5 250% 11/15/28	P		2010-09-07
AKK	US TREASURY BOND 5 250% 11/15/28	P		2010-10-12
AKL	US TREASURY BOND 5 250% 11/15/28	P		2010-10-13
AKM	US TREASURY BOND 5 250% 11/15/28	P		2010-11-09
AKN	US TREASURY BOND 5 250% 11/15/28	P		2010-11-15
AKO	US TREASURY BOND 5 250% 11/15/28	P		2011-01-04
AKP	US TREASURY BOND 5 250% 11/15/28	P		2011-01-19
AKQ	US TREASURY BOND 5 250% 11/15/28	P		2011-02-04
AKR	US TREASURY BOND 5 250% 11/15/28	P		2011-02-11
AKS	US TREASURY BOND 5 250% 11/15/28	P		2011-04-07
AKT	US TREASURY BOND 5 250% 11/15/28	P		2011-04-28
AKU	US TREASURY BOND 5 250% 11/15/28	P		2011-05-12
AKV	US TREASURY BOND 5 250% 11/15/28	P		2011-07-01
AKW	US TREASURY BOND 5 250% 11/15/28	P		2011-07-22
AKX	US TREASURY NOTE 0 375% 8/31/12	P		2010-10-08
AKY	US TREASURY NOTE 0 375% 8/31/12	P		2010-10-12
AKZ	US TREASURY NOTE 0 375% 9/30/12	P		2010-11-15
ALA	US TREASURY NOTE 0 375% 9/30/12	P		2010-11-22
ALB	US TREASURY NOTE 0 375% 9/30/12	P		2010-11-30

Form 990PF Part IV - Capital Gains and Losses for Tax on Investment Income - Columns a - d

(a) List and describe the kind(s) of property sold (e g , real estate, 2-story brick warehouse, or common stock, 200 shs MLC Co)		(b) How acquired P—Purchase D—Donation	(c) Date acquired (mo , day, yr)	(d) Date sold (mo , day, yr)
ALC	US TREASURY NOTE 0 500%1/31/13	P		2011-02-24
ALD	US TREASURY NOTE 0 500%11/15/13	P		2010-11-22
ALE	US TREASURY NOTE 0 500%11/15/13	P		2011-01-31
ALF	US TREASURY NOTE 0 500%11/15/13	P		2011-02-01
ALG	US TREASURY NOTE 0 500%11/30/12	P		2010-12-14
ALH	US TREASURY NOTE 0 500%11/30/12	P		2011-01-28
ALI	US TREASURY NOTE 0 500%11/30/12	P		2011-02-01
ALJ	US TREASURY NOTE 0 500%5/31/13	P		2011-07-22
ALK	US TREASURY NOTE 0 500%5/31/13	P		2011-07-25
ALL	US TREASURY NOTE 0 625%1/31/13	P		2011-03-01
ALM	US TREASURY NOTE 0 625%2/28/13	P		2011-03-14
ALN	US TREASURY NOTE 0 625%2/28/13	P		2011-04-05
ALO	US TREASURY NOTE 0 625%3/31/13	P		2011-04-13
ALP	US TREASURY NOTE 0 625%6/30/12	P		2010-08-17
ALQ	US TREASURY NOTE 0 625%6/30/12	P		2010-08-20
ALR	US TREASURY NOTE 0 625%7/31/12	P		2010-08-30
ALS	US TREASURY NOTE 0 625%7/31/12	P		2010-09-08
ALT	US TREASURY NOTE 0 750%3/31/13	P		2011-04-29
ALU	US TREASURY NOTE 0 750%3/31/13	P		2011-04-29
ALV	US TREASURY NOTE 0 750%3/31/13	P		2011-05-09
ALW	US TREASURY NOTE 0 750%3/31/13	P		2011-05-12
ALX	US TREASURY NOTE 0 750%8/15/13	P		2010-08-30
ALY	US TREASURY NOTE 0 750%8/15/13	P		2010-10-08
ALZ	US TREASURY NOTE 0 750%9/15/13	P		2010-11-08
AMA	US TREASURY NOTE 0 750%9/15/13	P		2010-11-18
AMB	US TREASURY NOTE 1 000%1/15/14	P		2011-02-22
AMC	US TREASURY NOTE 1 000%4/30/12	P		2011-02-03
AMD	US TREASURY NOTE 1 000%4/30/12	P		2011-05-09
AME	US TREASURY NOTE 1 000%7/15/13	P		2010-08-17
AMF	US TREASURY NOTE 1 250%10/31/15	P		2010-12-06

Form 990PF Part IV - Capital Gains and Losses for Tax on Investment Income - Columns a - d

(a) List and describe the kind(s) of property sold (e g , real estate, 2-story brick warehouse, or common stock, 200 shs MLC Co)		(b) How acquired P—Purchase D—Donation	(c) Date acquired (mo , day, yr)	(d) Date sold (mo , day, yr)
AMG	US TREASURY NOTE 1 250%6/15/13	P		2010-08-17
AMH	US TREASURY NOTE 1 250%8/31/15	P		2010-09-28
AMI	US TREASURY NOTE 1 250%8/31/15	P		2010-10-07
AMJ	US TREASURY NOTE 1 250%9/30/15	P		2010-10-12
AMK	US TREASURY NOTE 1 250%9/30/15	P		2010-11-08
AML	US TREASURY NOTE 1 250%9/30/15	P		2010-11-12
AMM	US TREASURY NOTE 1 375%11/30/15	P		2011-01-20
AMN	US TREASURY NOTE 1 375%11/30/15	P		2011-01-21
AMO	US TREASURY NOTE 1 375%11/30/15	P		2011-01-25
AMP	US TREASURY NOTE 1 375%11/30/15	P		2011-01-27
AMQ	US TREASURY NOTE 1 375%11/30/15	P		2011-01-31
AMR	US TREASURY NOTE 1 375%11/30/15	P		2011-02-01
AMS	US TREASURY NOTE 1 375%11/30/15	P		2011-02-02
AMT	US TREASURY NOTE 1 750%5/31/16	P		2011-07-18
AMU	US TREASURY NOTE 1 750%5/31/16	P		2011-07-22
AMV	US TREASURY NOTE 1 750%5/31/16	P		2011-07-25
AMW	US TREASURY NOTE 1 875%6/30/15	P		2010-09-07
AMX	US TREASURY NOTE 1 875%6/30/15	P		2010-09-07
AMY	US TREASURY NOTE 2 000%1/31/16	P		2011-03-01
AMZ	US TREASURY NOTE 2 250%2/29/16	P		2011-04-05
ANA	US TREASURY NOTE 2 250%3/31/16	P		2011-04-15
ANB	US TREASURY NOTE 2 250%3/31/16	P		2011-04-15
ANC	US TREASURY NOTE 2 250%3/31/16	P		2011-04-19
AND	US TREASURY NOTE 2 250%3/31/16	P		2011-04-29
ANE	US TREASURY NOTE 2 250%3/31/16	P		2011-04-29
ANF	US TREASURY NOTE 2 250%3/31/16	P		2011-05-09
ANG	US TREASURY NOTE 2 250%3/31/16	P		2011-05-12
ANH	US TREASURY NOTE 2 250%3/31/16	P		2011-05-18
ANI	US TREASURY NOTE 2 250%3/31/16	P		2011-06-08
ANJ	US TREASURY NOTE 2 250%3/31/16	P		2011-06-08

Form 990PF Part IV - Capital Gains and Losses for Tax on Investment Income - Columns a - d

(a) List and describe the kind(s) of property sold (e g , real estate, 2-story brick warehouse, or common stock, 200 shs MLC Co)		(b) How acquired P—Purchase D—Donation	(c) Date acquired (mo , day, yr)	(d) Date sold (mo , day, yr)
ANK	US TREASURY NOTE 2 625%11/15/20	P		2010-12-20
ANL	US TREASURY NOTE 2 625%11/15/20	P		2011-01-07
ANM	US TREASURY NOTE 2 625%11/15/20	P		2011-01-19
ANN	US TREASURY NOTE 2 625%8/15/20	P		2010-11-10
ANO	US TREASURY NOTE 2 625%8/15/20	P		2010-11-10
ANP	US TREASURY NOTE 2 625%8/15/20	P		2010-11-18
ANQ	US TREASURY NOTE 2 875%8/15/20	P		2010-08-30
ANR	US TREASURY NOTE 2 875%8/15/20	P		2010-08-30
ANS	US TREASURY NOTE 2 875%8/15/20	P		2010-09-07
ANT	US TREASURY NOTE 3 125%5/15/21	P		2011-06-24
ANU	US TREASURY NOTE 3 125%5/15/21	P		2011-07-05
ANV	US TREASURY NOTE 3 125%5/15/21	P		2011-07-25
ANW	US TREASURY NOTE 3 250%5/15/21	P		2011-05-27
ANX	US TREASURY NOTE 3 250%5/15/21	P		2011-06-20
ANY	US TREASURY NOTE 3 500%5/15/20	P		2010-08-03
ANZ	US TREASURY NOTE 3 500%5/15/20	P		2010-08-04
AOA	US TREASURY NOTE 3 500%5/15/20	P		2010-08-04
AOB	US TREASURY NOTE 3 500%5/15/20	P		2010-08-18
AOC	US TREASURY NOTE 3 625%2/15/21	P		2011-04-15
AOD	US TREASURY NOTE 3 625%2/15/21	P		2011-05-09
AOE	US TREASURY NOTE 3 625%2/15/21	P		2011-05-13
AOF	USG CORP COM NEW	P		2011-03-15
AOG	USTREASURYSECSTRIPPED 2/15/31	P		2011-01-04
AOH	USTREASURYSECSTRIPPED 2/15/31	P		2011-07-29
AOI	VALE OVERSEAS LIMITE 5 625% 9/15/19	P		2011-05-09
AOJ	VARIAN MED SYS INC	P		2010-12-10
AOK	VENTAS REALTY LP/CAP 4 750% 6/01/21	P		2011-07-26
AOL	VERIZON COMMUNICATIO 5 550% 2/15/16	P		2010-09-13
AOM	VERIZON COMMUNICATIO 6 000% 4/01/41	P		2011-07-18
AON	VERIZON COMMUNICATIONS	P		2011-03-15

Form 990PF Part IV - Capital Gains and Losses for Tax on Investment Income - Columns a - d

(a) List and describe the kind(s) of property sold (e g , real estate, 2-story brick warehouse, or common stock, 200 shs MLC Co)		(b) How acquired P—Purchase D—Donation	(c) Date acquired (mo , day, yr)	(d) Date sold (mo , day, yr)
AOO	VFCORP	P		2011-03-15
AOP	VFCORP	P		2011-07-12
AOQ	VIACOM INC 6 250% 4/30/16	P		2011-02-09
AOR	VISA INC-CLASS A SHRS	P		2011-01-28
AOS	VISA INC-CLASS A SHRS	P		2011-03-15
AOT	VIVENDI ADR	P		2010-08-31
AOU	VMWARE INC	P		2011-03-15
AOV	VODAFONE GROUP PLC 5 750% 3/15/16	P		2011-05-06
AOW	VORNADO REALTY TRUST	P		2010-09-02
AOX	VORNADO REALTY TRUST	P		2010-10-25
AOY	VORNADO REALTY TRUST	P		2010-12-31
AOZ	VORNADO REALTY TRUST	P		2011-05-26
APA	VORNADO REALTY TRUST	P		2011-07-25
APB	VR FRANCE TELECOM SA 7 750% 3/01/11	P		2010-10-08
APC	VR GOLDMAN SACHS 0 759% 3/22/16	P		2011-05-02
APD	VULCAN MATLS CO	P		2010-09-10
APE	VULCAN MATLS CO	P		2010-09-10
APF	VULCAN MATLS CO	P		2010-09-30
APG	VULCAN MATLS CO	P		2011-03-15
APH	WABCO HOLDINGS INC	P		2011-03-15
API	WACHOVIA BANK NA 4 875% 2/01/15	P		2011-07-26
APJ	WAL MART STORES INC	P		2010-08-04
APK	WAL-MART DE MEXICO-SPON ADR	P		2011-04-04
APL	WALGREEN CO	P		2010-08-11
APM	WALT DISNEY CO	P		2010-09-09
APN	WALT DISNEY CO	P		2011-03-15
APO	WALT DISNEY CO	P		2011-03-15
APP	WEATHERFORD INTL LTD 6 750% 9/15/40	P		2011-04-27
APQ	WEATHERFORD INTNTL LTD NEW	P		2011-03-15
APR	WHIRLPOOL CORP	P		2011-03-15

Form 990PF Part IV - Capital Gains and Losses for Tax on Investment Income - Columns a - d

(a) List and describe the kind(s) of property sold (e g , real estate, 2-story brick warehouse, or common stock, 200 shs MLC Co)		(b) How acquired P—Purchase D—Donation	(c) Date acquired (mo , day, yr)	(d) Date sold (mo , day, yr)
APS	WORLD OMNI AUTO RECE 2 330% 9/15/16	P		2011-04-21
APT	WPP GRP PLC AMER DEPOSITARY SH - ADR	P		2011-03-15
APU	XEROX CORP	P		2011-03-15
APV	XTO ENERGY INC 5 650% 4/01/16	P		2010-12-17
APW	CAPITAL GAINS DIVIDENDS	P		

Form 990PF Part IV - Capital Gains and Losses for Tax on Investment Income - Columns e - h

(e) Gross sales price		(f) Depreciation allowed (or allowable)	(g) Cost or other basis plus expense of sale	(h) Gain or (loss) (e) plus (f) minus (g)
A	16,239		12,152	4,087
B	8,525		8,272	253
C	2,658		2,367	291
D	15,124		14,040	1,084
E	10,571		7,466	3,105
F	12,429		11,855	574
G	39,696		36,513	3,183
H	66,100		52,141	13,959
I	15,010		11,023	3,987
J	3,328		2,603	725
K	5,790		5,654	136
L	4,366		4,888	-522
M	1,921		2,411	-490
N	6,975		6,436	539
O	12,586		9,341	3,245
P	19,815		14,917	4,898
Q	770		545	225
R	18,322		12,977	5,345
S	3,540		2,766	774
T	8,404		7,041	1,363
U	558		418	140
V	2,963		2,203	760
W	19,549		18,586	963
X	233		219	14
Y	78		73	5
Z	4,016		3,478	538
AA	14,664		12,627	2,037
AB	8,967		8,998	-31
AC	3,488		2,922	566
AD	7,856		5,990	1,866

Form 990PF Part IV - Capital Gains and Losses for Tax on Investment Income - Columns e - h

(e) Gross sales price		(f) Depreciation allowed (or allowable)	(g) Cost or other basis plus expense of sale	(h) Gain or (loss) (e) plus (f) minus (g)
A E	2,295		2,225	70
A F	14,036		13,186	850
A G	10,965		4,545	6,420
A H	442		388	54
A I	277		227	50
A J	842		635	207
A K	21,880		22,033	-153
A L	86		86	0
A M	95		91	4
A N	1,379		1,307	72
A O	174		161	13
A P	34		32	2
A Q	301		258	43
A R	32,501		32,757	-256
A S	24,476		17,991	6,485
A T	85,973		84,995	978
A U	50,910		49,983	927
A V	71,017		70,110	907
A W	19,983		19,857	126
A X	21,399		22,060	-661
A Y	2,789		2,652	137
A Z	606		468	138
B A	16,262		15,178	1,084
B B	11,231		8,468	2,763
B C	7,636		4,818	2,818
B D	18,338		6,879	11,459
B E	1,729		649	1,080
B F	19,105		8,026	11,079
B G	14,954		14,939	15
B H	487,318		684,345	-197,027

Form 990PF Part IV - Capital Gains and Losses for Tax on Investment Income - Columns e - h

(e) Gross sales price		(f) Depreciation allowed (or allowable)	(g) Cost or other basis plus expense of sale	(h) Gain or (loss) (e) plus (f) minus (g)
BI	939,154		1,534,703	-595,549
BJ	25,956		27,257	-1,301
BK	1,814,490		1,717,423	97,067
BL	10,354		8,286	2,068
BM	519		454	65
BN	1,136		908	228
BO	830		795	35
BP	127		113	14
BQ	1,098		1,005	93
BR	6,071		5,960	111
BS	18,550		18,228	322
BT	8,416		5,183	3,233
BU	8		10	-2
BV	468		443	25
BW	16,347		12,664	3,683
BX	29,456		30,065	-609
BY	29,535		29,832	-297
BZ	20,555		21,260	-705
CA	4,738		5,087	-349
CB	16,008		11,835	4,173
CC	16,813		17,696	-883
CD	22,655		22,477	178
CE	9,316		6,162	3,154
CF	4,432		4,594	-162
CG	268		253	15
CH	187		177	10
CI	697		618	79
CJ	306		294	12
CK	137		139	-2
CL	1,435		1,358	77

Form 990PF Part IV - Capital Gains and Losses for Tax on Investment Income - Columns e - h

(e) Gross sales price		(f) Depreciation allowed (or allowable)	(g) Cost or other basis plus expense of sale	(h) Gain or (loss) (e) plus (f) minus (g)
CM	935		591	344
CN	326		281	45
CO	84		70	14
CP	1,511		1,283	228
CQ	931		814	117
CR	19,312		19,995	-683
CS	3,112		2,818	294
CT	1,001		878	123
CU	9,421		9,748	-327
CV	1,400		937	463
CW	69		70	-1
CX	517		454	63
CY	311		338	-27
CZ	64,485		51,590	12,895
DA	15,246		14,387	859
DB	2,277		1,944	333
DC	161		121	40
DD	284		217	67
DE	1,363		966	397
DF	627		403	224
DG	123		81	42
DH	2,315		1,365	950
DI	2,398		2,110	288
DJ	12,355		11,194	1,161
DK	36,656		23,011	13,645
DL	152		151	1
DM	80		75	5
DN	652		801	-149
DO	223		243	-20
DP	4,470		3,181	1,289

Form 990PF Part IV - Capital Gains and Losses for Tax on Investment Income - Columns e - h

(e) Gross sales price		(f) Depreciation allowed (or allowable)	(g) Cost or other basis plus expense of sale	(h) Gain or (loss) (e) plus (f) minus (g)
DQ	4,291		3,513	778
DR	599		524	75
DS	29,350		28,685	665
DT	16,035		15,954	81
DU	100,945		99,980	965
DV	66,290		64,870	1,420
DW	5,427		4,517	910
DX	20,180		19,028	1,152
DY	8,007		8,228	-221
DZ	12,247		12,081	166
EA	37,930		38,763	-833
EB	16,727		17,213	-486
EC	10,551		11,818	-1,267
ED	12,678		13,892	-1,214
EE	3,769		3,067	702
EF	2,380		1,824	556
EG	4,365		3,150	1,215
EH	1,389		1,024	365
EI	7,157		5,289	1,868
EJ	28,625		25,352	3,273
EK	7,983		6,475	1,508
EL	14,511		12,949	1,562
EM	31,918		30,079	1,839
EN	2,748		3,473	-725
EO	6,304		7,814	-1,510
EP	3,103		3,771	-668
EQ	5,052		6,921	-1,869
ER	31,802		32,129	-327
ES	10,017		9,900	117
ET	25,943		25,866	77

Form 990PF Part IV - Capital Gains and Losses for Tax on Investment Income - Columns e - h

(e) Gross sales price		(f) Depreciation allowed (or allowable)	(g) Cost or other basis plus expense of sale	(h) Gain or (loss) (e) plus (f) minus (g)
EU	31,730		31,444	286
EV	21,626		20,924	702
EW	66,706		67,763	-1,057
EX	1,622		1,204	418
EY	34,996		28,732	6,264
EZ	3,991		3,187	804
FA	17,479		14,575	2,904
FB	8,693		5,685	3,008
FC	3,511		3,247	264
FD	21,690		22,036	-346
FE	28,501		28,519	-18
FF	4,044		3,801	243
FG	9,573		7,851	1,722
FH	22,569		23,175	-606
FI	5,357		4,105	1,252
FJ	12,894		9,260	3,634
FK	24,704		18,615	6,089
FL	82		97	-15
FM	29		32	-3
FN	90		97	-7
FO	127		129	-2
FP	197		194	3
FQ	52		49	3
FR	36		35	1
FS	8,334		7,591	743
FT	4,044		3,237	807
FU	1,177		904	273
FV	21,286		21,357	-71
FW	13,569		12,732	837
FX	161,500		146,439	15,061

Form 990PF Part IV - Capital Gains and Losses for Tax on Investment Income - Columns e - h

(e) Gross sales price		(f) Depreciation allowed (or allowable)	(g) Cost or other basis plus expense of sale	(h) Gain or (loss) (e) plus (f) minus (g)
FY	11,386		11,863	-477
FZ	28,914		27,697	1,217
GA	25,195		28,128	-2,933
GB	26,498		27,827	-1,329
GC	15,364		16,046	-682
GD	5,110		5,277	-167
GE	5,076		5,277	-201
GF	18,926		19,610	-684
GG	7,664		7,946	-282
GH	8,309		8,790	-481
GI	10,541		9,739	802
GJ	6,818		6,540	278
GK	22,795		22,443	352
GL	3,462		3,064	398
GM	7,977		8,004	-27
GN	1,795		1,535	260
GO	1,614		1,228	386
GP	14,564		14,072	492
GQ	19,125		17,490	1,635
GR	15,041		12,735	2,306
GS	19		18	1
GT	185		169	16
GU	153		141	12
GV	1,386		1,200	186
GW	2,956		2,386	570
GX	2,412		2,209	203
GY	121		103	18
GZ	1,297		1,028	269
HA	29,983		23,652	6,331
HB	18,219		18,758	-539

Form 990PF Part IV - Capital Gains and Losses for Tax on Investment Income - Columns e - h

(e) Gross sales price		(f) Depreciation allowed (or allowable)	(g) Cost or other basis plus expense of sale	(h) Gain or (loss) (e) plus (f) minus (g)
HC	5,596		5,923	-327
HD	14,682		14,809	-127
HE	2,561		2,501	60
HF	14,821		14,447	374
HG	7,005		5,402	1,603
HH	5,979		4,620	1,359
HI	910		767	143
HJ	179		172	7
HK	59		55	4
HL	1,433		1,599	-166
HM	467		491	-24
HN	184		184	0
HO	4,718		5,150	-432
HP	324		347	-23
HQ	56		58	-2
HR	56		58	-2
HS	1,581		1,502	79
HT	121		116	5
HU	4,530		4,090	440
HV	22,222		20,765	1,457
HW	570		533	37
HX	1,531,290		1,512,870	18,420
HY	18,049		17,756	293
HZ	5,241		5,082	159
IA	2,048		2,329	-281
IB	9,708		13,345	-3,637
IC	1,343		1,292	51
ID	210		252	-42
IE	168		176	-8
IF	419		419	0

Form 990PF Part IV - Capital Gains and Losses for Tax on Investment Income - Columns e - h

(e) Gross sales price		(f) Depreciation allowed (or allowable)	(g) Cost or other basis plus expense of sale	(h) Gain or (loss) (e) plus (f) minus (g)
IG	556		526	30
IH	13,819		13,639	180
II	3,352		3,410	-58
IJ	5,450		3,816	1,634
IK	4,420		3,053	1,367
IL	12,173		8,968	3,205
IM	1,991		1,505	486
IN	945		940	5
IO	941		800	141
IP	4,368		3,437	931
IQ	476		395	81
IR	21,858		17,054	4,804
IS	127		111	16
IT	967		981	-14
IU	188		190	-2
IV	50		48	2
IW	1,650		1,032	618
IX	54		51	3
IY	57		57	0
IZ	943		777	166
JA	236		223	13
JB	1,036		813	223
JC	869		691	178
JD	959		849	110
JE	479		427	52
JF	830		569	261
JG	1,150		1,047	103
JH	1,181		1,047	134
JI	227		190	37
JJ	1,279		1,068	211

Form 990PF Part IV - Capital Gains and Losses for Tax on Investment Income - Columns e - h

(e) Gross sales price		(f) Depreciation allowed (or allowable)	(g) Cost or other basis plus expense of sale	(h) Gain or (loss) (e) plus (f) minus (g)
JK	122		95	27
JL	136		95	41
JM	132		95	37
JN	9,336		7,704	1,632
JO	3,771		3,005	766
JP	375		353	22
JQ	654		643	11
JR	1,920		1,606	314
JS	1,033		940	93
JT	875		628	247
JU	1,823		1,412	411
JV	147		93	54
JW	905		662	243
JX	334,330		333,749	581
JY	77,434		67,865	9,569
JZ	52,282		45,202	7,080
KA	29,883		29,346	537
KB	4,133		4,145	-12
KC	3,171		3,180	-9
KD	1,759		1,763	-4
KE	1,188		1,191	-3
KF	960		963	-3
KG	915		911	4
KH	1,126		1,120	6
KI	1,679		1,671	8
KJ	130,027		129,263	764
KK	162,584		162,107	477
KL	15,881		15,286	595
KM	5,078		5,095	-17
KN	110,086		109,669	417

Form 990PF Part IV - Capital Gains and Losses for Tax on Investment Income - Columns e - h

(e) Gross sales price		(f) Depreciation allowed (or allowable)	(g) Cost or other basis plus expense of sale	(h) Gain or (loss) (e) plus (f) minus (g)
KO	55,000		56,784	-1,784
KP	84,620		79,833	4,787
KQ	79,356		73,194	6,162
KR	260,977		259,141	1,836
KS	148,838		147,741	1,097
KT	393		352	41
KU	840		817	23
KV	547		527	20
KW	163		155	8
KX	82		78	4
KY	85		88	-3
KZ	89		88	1
LA	2,545		2,297	248
LB	2,261		2,051	210
LC	22		23	-1
LD	22		23	-1
LE	22		23	-1
LF	22		24	-2
LG	22		24	-2
LH	22		24	-2
LI	28		30	-2
LJ	29		31	-2
LK	28		30	-2
LL	31,725		31,515	210
LM	34		36	-2
LN	247		256	-9
LO	321		333	-12
LP	187,819		196,093	-8,274
LQ	313		324	-11
LR	1,864		1,972	-108

Form 990PF Part IV - Capital Gains and Losses for Tax on Investment Income - Columns e - h

(e) Gross sales price		(f) Depreciation allowed (or allowable)	(g) Cost or other basis plus expense of sale	(h) Gain or (loss) (e) plus (f) minus (g)
LS	3,161		3,343	-182
LT	115,701		116,211	-510
LU	283		299	-16
LV	682		721	-39
LW	213		226	-13
LX	207		219	-12
LY	189		199	-10
LZ	269		285	-16
MA	1,323		1,399	-76
MB	725		767	-42
MC	875		926	-51
MD	867		916	-49
ME	275		290	-15
MF	1,524		1,609	-85
MG	52,754		52,140	614
MH	256		271	-15
MI	218		231	-13
MJ	1,563		1,653	-90
MK	1,674		1,770	-96
ML	31,439		31,305	134
MM	30,209		29,982	227
MN	164		151	13
MO	822		866	-44
MP	228		240	-12
MQ	127		137	-10
MR	834		679	155
MS	7,676		5,559	2,117
MT	166,200		164,525	1,675
MU	264,453		263,438	1,015
MV	165,450		165,400	50

Form 990PF Part IV - Capital Gains and Losses for Tax on Investment Income - Columns e - h

(e) Gross sales price		(f) Depreciation allowed (or allowable)	(g) Cost or other basis plus expense of sale	(h) Gain or (loss) (e) plus (f) minus (g)
MW	166,175		164,225	1,950
MX	147,087		145,378	1,709
MY	266,133		264,375	1,758
MZ	40		43	-3
NA	47		51	-4
NB	44		47	-3
NC	44		48	-4
ND	44		47	-3
NE	44		48	-4
NF	2,645		2,851	-206
NG	48		51	-3
NH	47		51	-4
NI	41,862		41,558	304
NJ	1,273		1,358	-85
NK	198		211	-13
NL	5,411		5,756	-345
NM	230		244	-14
NN	127,378		126,912	466
NO	5,363		5,688	-325
NP	57		62	-5
NQ	55		59	-4
NR	64		70	-6
NS	55		60	-5
NT	82		89	-7
NU	63		67	-4
NV	52		57	-5
NW	63		68	-5
NX	70		76	-6
NY	60,651		60,234	417
NZ	118		126	-8

Form 990PF Part IV - Capital Gains and Losses for Tax on Investment Income - Columns e - h

(e) Gross sales price		(f) Depreciation allowed (or allowable)	(g) Cost or other basis plus expense of sale	(h) Gain or (loss) (e) plus (f) minus (g)
OA	33		35	-2
OB	33		36	-3
OC	34		36	-2
OD	34		36	-2
OE	34		37	-3
OF	34		37	-3
OG	41		44	-3
OH	41		44	-3
OI	12,585		13,563	-978
OJ	21,119		20,977	142
OK	24		26	-2
OL	5		5	0
OM	6		7	-1
ON	338		365	-27
OO	4		5	-1
OP	5		5	0
OQ	5		5	0
OR	5,503		5,915	-412
OS	62		66	-4
OT	62		67	-5
OU	65,089		64,481	608
OV	75		80	-5
OW	126,635		126,292	343
OX	6,515		6,931	-416
OY	397		414	-17
OZ	72,559		72,299	260
PA	411		428	-17
PB	1,182		1,229	-47
PC	192		200	-8
PD	189		196	-7

Form 990PF Part IV - Capital Gains and Losses for Tax on Investment Income - Columns e - h

(e) Gross sales price		(f) Depreciation allowed (or allowable)	(g) Cost or other basis plus expense of sale	(h) Gain or (loss) (e) plus (f) minus (g)
PE	760		790	-30
PF	3,091		3,214	-123
PG	2,170		2,257	-87
PH	239		248	-9
PI	219		228	-9
PJ	166,600		170,195	-3,595
PK	248		255	-7
PL	2,003		2,144	-141
PM	77,084		77,785	-701
PN	4,453		4,733	-280
PO	121		130	-9
PP	99		106	-7
PQ	121		129	-8
PR	24,725		24,567	158
PS	995		1,063	-68
PT	1,146		1,197	-51
PU	1,985		2,074	-89
PV	1,105		1,154	-49
PW	4,009		4,188	-179
PX	2,577		2,692	-115
PY	5,576		5,825	-249
PZ	1,515		1,582	-67
QA	2,359		2,463	-104
QB	2,129		2,223	-94
QC	5,297		5,515	-218
QD	5,019		5,226	-207
QE	6,870		7,153	-283
QF	249,234		246,857	2,377
QG	236		254	-18
QH	229		246	-17

Form 990PF Part IV - Capital Gains and Losses for Tax on Investment Income - Columns e - h

(e) Gross sales price		(f) Depreciation allowed (or allowable)	(g) Cost or other basis plus expense of sale	(h) Gain or (loss) (e) plus (f) minus (g)
Q I	261		281	-20
Q J	231		248	-17
Q K	244		262	-18
Q L	268		288	-20
Q M	271		291	-20
Q N	2,872		3,085	-213
Q O	291		312	-21
Q P	316		339	-23
Q Q	353		379	-26
Q R	344		369	-25
Q S	112		121	-9
Q T	119		128	-9
Q U	119		127	-8
Q V	119		128	-9
Q W	121		130	-9
Q X	122		131	-9
Q Y	133		143	-10
Q Z	141		151	-10
RA	136		146	-10
RB	6,879		7,378	-499
RC	162		173	-11
RD	160		172	-12
RE	402		418	-16
RF	198,490		202,199	-3,709
RG	1,067		1,113	-46
RH	1,023		1,067	-44
RI	1,215		1,268	-53
RJ	4,938		5,133	-195
RK	1,108		1,156	-48
RL	2,801		2,923	-122

Form 990PF Part IV - Capital Gains and Losses for Tax on Investment Income - Columns e - h

(e) Gross sales price		(f) Depreciation allowed (or allowable)	(g) Cost or other basis plus expense of sale	(h) Gain or (loss) (e) plus (f) minus (g)
RM	191,942		200,061	-8,119
RN	1,134		1,183	-49
RO	190		201	-11
RP	154		163	-9
RQ	231		245	-14
RR	209		221	-12
RS	252		266	-14
RT	4,008		4,232	-224
RU	181		194	-13
RV	261,055		259,453	1,602
RW	4,957		4,298	659
RX	100,766		99,981	785
RY	19,743		15,135	4,608
RZ	3,507		2,590	917
SA	12,473		8,054	4,419
SB	12,715		5,453	7,262
SC	19,835			19,835
SD	21,674			21,674
SE	6,924			6,924
SF	184,588			184,588
SG	60,393			60,393
SH	25,945			25,945
SI			21,446	-21,446
SJ	2,812			2,812
SK	3,823			3,823
SL	176		161	15
SM	82,563		82,400	163
SN	24,295		24,804	-509
SO	19,536		19,924	-388
SP	6,739		5,391	1,348

Form 990PF Part IV - Capital Gains and Losses for Tax on Investment Income - Columns e - h

(e) Gross sales price		(f) Depreciation allowed (or allowable)	(g) Cost or other basis plus expense of sale	(h) Gain or (loss) (e) plus (f) minus (g)
SQ	2,512		1,956	556
SR	9,704		9,259	445
SS	3,748		2,819	929
ST	6,708		5,308	1,400
SU	22,368		22,144	224
SV	15,154		13,200	1,954
SW	9,993		8,967	1,026
SX	8		8	0
SY	8		8	0
SZ	8		8	0
TA	8		8	0
TB	8		8	0
TC	8		8	0
TD	8		8	0
TE	8		8	0
TF	8		8	0
TG	8		9	-1
TH	8		9	-1
TI	9		9	0
TJ	9		9	0
TK	9		9	0
TL	11		11	0
TM	9		9	0
TN	9		9	0
TO	9		9	0
TP	20		20	0
TQ	10		10	0
TR	10		10	0
TS	10		10	0
TT	10		10	0

Form 990PF Part IV - Capital Gains and Losses for Tax on Investment Income - Columns e - h

(e) Gross sales price		(f) Depreciation allowed (or allowable)	(g) Cost or other basis plus expense of sale	(h) Gain or (loss) (e) plus (f) minus (g)
TU	20,495		19,968	527
TV	3,209		2,847	362
TW	24,049		21,448	2,601
TX	14,097		12,578	1,519
TY	10,825		9,238	1,587
TZ	5,256		3,615	1,641
UA	1,750		1,702	48
UB	130,977		131,978	-1,001
UC	605		638	-33
UD	682		718	-36
UE	3,270		3,447	-177
UF	64,959		67,285	-2,326
UG	19,654		11,527	8,127
UH	10,364		7,762	2,602
UI	9,381		5,974	3,407
UJ	1,411		925	486
UK	2,843		2,815	28
UL	5,647		5,493	154
UM	14,233		14,759	-526
UN	4,963		5,154	-191
UO	17,713		18,741	-1,028
UP	1,105		985	120
UQ	530		524	6
UR	37		40	-3
US	1,430		1,444	-14
UT	47		51	-4
UU	1,279		1,310	-31
UV	54		52	2
UW	13,204		14,619	-1,415
UX	13,099		14,619	-1,520

Form 990PF Part IV - Capital Gains and Losses for Tax on Investment Income - Columns e - h

(e) Gross sales price		(f) Depreciation allowed (or allowable)	(g) Cost or other basis plus expense of sale	(h) Gain or (loss) (e) plus (f) minus (g)
UY	18,225		20,652	-2,427
UZ	14,786		16,476	-1,690
VA	669		745	-76
VB	39,447		44,792	-5,345
VC	29,829		32,430	-2,601
VD	3,396		4,518	-1,122
VE	29,763		29,858	-95
VF	14,526		9,618	4,908
VG	21,716		13,971	7,745
VH	11,320		8,656	2,664
VI	1,005		917	88
VJ	747		567	180
VK	817		778	39
VL	1,175		953	222
VM	843		652	191
VN	3,525		3,600	-75
VO	33		34	-1
VP	2,573		2,881	-308
VQ	4,009		3,754	255
VR	3,316		2,735	581
VS	17,867		9,355	8,512
VT	20,506		11,220	9,286
VU	4,087		3,596	491
VV	12,193		10,413	1,780
VW	5,041		3,887	1,154
VX	3,253		2,886	367
VY	806		883	-77
VZ	7,910		7,945	-35
WA	474		415	59
WB	12,360		10,776	1,584

Form 990PF Part IV - Capital Gains and Losses for Tax on Investment Income - Columns e - h

(e) Gross sales price		(f) Depreciation allowed (or allowable)	(g) Cost or other basis plus expense of sale	(h) Gain or (loss) (e) plus (f) minus (g)
WC	9,464		9,324	140
WD	4,933		3,651	1,282
WE	10,033		9,976	57
WF	9,831		11,697	-1,866
WG	672		428	244
WH	98,000		72,919	25,081
WI	33,980		24,745	9,235
WJ	326		301	25
WK	339		280	59
WL	513		392	121
WM	76		56	20
WN	114		113	1
WO	90		77	13
WP	2,642		2,146	496
WQ	242		214	28
WR	299		251	48
WS	324		234	90
WT	1,419		1,051	368
WU	881		809	72
WV	12		1	11
WW	24,265		22,850	1,415
WX	31,518		24,231	7,287
WY	30		28	2
WZ	94		84	10
XA	803		706	97
XB	1,079		1,033	46
XC	70		56	14
XD	654		655	-1
XE	7,987		7,057	930
XF	5,896		5,646	250

Form 990PF Part IV - Capital Gains and Losses for Tax on Investment Income - Columns e - h

(e) Gross sales price		(f) Depreciation allowed (or allowable)	(g) Cost or other basis plus expense of sale	(h) Gain or (loss) (e) plus (f) minus (g)
XG	18,162		16,373	1,789
XH	10,388		10,462	-74
XI	9,370		12,777	-3,407
XJ	1,977		1,975	2
XK	16,378		16,357	21
XL	713		650	63
XM	28,071		33,400	-5,329
XN	5,895		5,519	376
XO	20,257		16,648	3,609
XP	20,141		14,528	5,613
XQ	1,556		1,413	143
XR	85		73	12
XS	390		375	15
XT	861		824	37
XU	245		225	20
XV	316		270	46
XW	2,591		2,281	310
XX	8,453		8,268	185
XY	12,463		11,358	1,105
XZ	1,083		682	401
YA	7,816		4,772	3,044
YB	472		369	103
YC	39,665		37,071	2,594
YD	276		289	-13
YE	923		967	-44
YF	323		338	-15
YG	636		666	-30
YH	810		847	-37
YI	47,705		47,662	43
YJ	2,236		1,631	605

Form 990PF Part IV - Capital Gains and Losses for Tax on Investment Income - Columns e - h

(e) Gross sales price		(f) Depreciation allowed (or allowable)	(g) Cost or other basis plus expense of sale	(h) Gain or (loss) (e) plus (f) minus (g)
YK	4,269		3,432	837
YL	16,001		13,919	2,082
YM	12,345		10,876	1,469
YN	4,011		4,694	-683
YO	894		915	-21
YP	5,003		5,410	-407
YQ	4,736		4,469	267
YR	13,862		15,154	-1,292
YS	5,472		6,095	-623
YT	14,383		12,640	1,743
YU	23,329		22,804	525
YV	2,159		1,663	496
YW	11,682		13,029	-1,347
YX	8,753		9,931	-1,178
YY	3,148		3,679	-531
YZ	9,461		11,112	-1,651
ZA	13,909		15,925	-2,016
ZB	10,154		10,981	-827
ZC	1,584		1,119	465
ZD	10,477		9,304	1,173
ZE	2,096		1,652	444
ZF	9,803		7,705	2,098
ZG	5,132		5,392	-260
ZH	949		997	-48
ZI	231		243	-12
ZJ	453		471	-18
ZK	429		446	-17
ZL	458		476	-18
ZM	3,965		3,342	623
ZN	701		597	104

Form 990PF Part IV - Capital Gains and Losses for Tax on Investment Income - Columns e - h

(e) Gross sales price		(f) Depreciation allowed (or allowable)	(g) Cost or other basis plus expense of sale	(h) Gain or (loss) (e) plus (f) minus (g)
ZO	636		441	195
ZP	10,250		6,610	3,640
ZQ	1,319		1,259	60
ZR	1,458		1,409	49
ZS	2,713		2,479	234
ZT	1,415		1,357	58
ZU	501		477	24
ZV	1,242		1,128	114
ZW	779		786	-7
ZX	375		354	21
ZY	266		248	18
ZZ	1,139		1,196	-57
AAA	68,152		69,822	-1,670
AAB	1,437		1,154	283
AAC	38,309		24,870	13,439
AAD	20,807		12,230	8,577
AAE	9,173		7,499	1,674
AAF	1,915		1,852	63
AAG	16,335		14,609	1,726
AAH	7,367		6,574	793
AAI	1,727		1,461	266
AAJ	21,691		18,203	3,488
AAK	6,191		5,097	1,094
AAL	530		446	84
AAM	24,357		20,088	4,269
AAN	10,856		9,131	1,725
AAO	1,014		1,135	-121
AAP	56,177		54,988	1,189
AAQ	2,221		1,856	365
AAR	1,753		1,503	250

Form 990PF Part IV - Capital Gains and Losses for Tax on Investment Income - Columns e - h

(e) Gross sales price		(f) Depreciation allowed (or allowable)	(g) Cost or other basis plus expense of sale	(h) Gain or (loss) (e) plus (f) minus (g)
AAS	20,951		20,388	563
AAT	7,849		7,646	203
AAU	10,371		10,194	177
AAV	12,489		12,132	357
AAW	40		37	3
AAX	14,675		11,029	3,646
AAZ	1,002		605	397
AAZ	1,589		1,522	67
ABA	1,860		1,739	121
ABB	69,200		54,934	14,266
ABC	6,670		4,093	2,577
ABD	46,591		25,865	20,726
ABE	381		403	-22
ABF	155		157	-2
ABG	600		626	-26
ABH	202		189	13
ABI	113		112	1
ABJ	69		67	2
ABK	620		688	-68
ABL	1,303		1,235	68
ABM	5,902		5,506	396
ABN	828		648	180
ABO	11,789		10,074	1,715
ABP	7,979		6,290	1,689
ABQ	18,487		14,322	4,165
ABR	29,483		29,743	-260
ABS	31,700		26,021	5,679
ABT	2,462		2,161	301
ABU	6,104		5,302	802
ABV	271		279	-8

Form 990PF Part IV - Capital Gains and Losses for Tax on Investment Income - Columns e - h

(e) Gross sales price		(f) Depreciation allowed (or allowable)	(g) Cost or other basis plus expense of sale	(h) Gain or (loss) (e) plus (f) minus (g)
ABW	152		149	3
ABX	417		372	45
ABY	406		377	29
ABZ	1,812		1,745	67
ACA	3,902		3,740	162
ACB	3,552		3,366	186
ACC	35,189		35,079	110
ACD	30,137		30,157	-20
ACE	1,405		974	431
ACF	113		108	5
ACG	98		90	8
ACH	61		54	7
ACI	1,044		927	117
ACJ	162		159	3
ACK	431,683		400,000	31,683
ACL	713,085		706,927	6,158
ACM	127,000		122,304	4,696
ACN	26,100		23,937	2,163
ACO	47,900		43,325	4,575
ACP	89,700		79,843	9,857
ACQ	5,457		4,954	503
ACR	948		609	339
ACS	10,102		27,264	-17,162
ACT	3,829		2,707	1,122
ACU	2,824		1,965	859
ACV	2,663		1,861	802
ACW	3,246		2,067	1,179
ACX	11,528		11,798	-270
ACY	11,681		4,539	7,142
ACZ	212,500		155,749	56,751

Form 990PF Part IV - Capital Gains and Losses for Tax on Investment Income - Columns e - h

(e) Gross sales price		(f) Depreciation allowed (or allowable)	(g) Cost or other basis plus expense of sale	(h) Gain or (loss) (e) plus (f) minus (g)
ADA	10,157		10,134	23
ADB	32,076		30,860	1,216
ADC	7,193		7,221	-28
ADD	738		733	5
ADE	9,640		9,258	382
ADF	3,816		3,663	153
ADG	2,289		2,162	127
ADH	2,856		2,594	262
ADI	21,262		21,942	-680
ADJ	23,597		21,969	1,628
ADK	195		196	-1
ADL	1,027		959	68
ADM	305		294	11
ADN	1,635		1,534	101
ADO	1,815		1,695	120
ADP	23,740		16,440	7,300
ADQ	13,632		9,337	4,295
ADR	2,938		1,952	986
ADS	5,212		3,361	1,851
ADT	11,231		10,171	1,060
ADU	11,078		10,171	907
ADV	1,453		1,304	149
ADW	4,938		4,434	504
ADX	3,489		3,130	359
ADY	5,054		4,434	620
ADZ	2,381		2,086	295
AEA	7,453		6,520	933
AEB	13,964		11,997	1,967
AEC	80		84	-4
AED	160		156	4

Form 990PF Part IV - Capital Gains and Losses for Tax on Investment Income - Columns e - h

(e) Gross sales price		(f) Depreciation allowed (or allowable)	(g) Cost or other basis plus expense of sale	(h) Gain or (loss) (e) plus (f) minus (g)
AEE	13		12	1
AEF	79		72	7
AEG	403		360	43
AEH	154		131	23
AEI	83		86	-3
AEJ	129		129	0
AEK	88		86	2
AEL	1,076		1,004	72
AEM	376		262	114
AEN	1,466		1,036	430
AEO	1,517		1,515	2
AEP	275		272	3
AEQ	353		323	30
AER	213		182	31
AES	67		68	-1
AET	8,477		8,133	344
AEU	1,337		1,356	-19
AEV	15,551		15,258	293
AEW	5,152		4,982	170
AEX	4,543		3,373	1,170
AEY	17,644		17,979	-335
AEZ	16,904		17,029	-125
AFA	4,935		4,061	874
AFB	32,304		30,996	1,308
AFC	89,888		89,997	-109
AFD	95,980		94,943	1,037
AFE	45,724		44,934	790
AFF	1,430		1,015	415
AFG	21,078		21,168	-90
AFH	1,078		1,144	-66

Form 990PF Part IV - Capital Gains and Losses for Tax on Investment Income - Columns e - h

(e) Gross sales price		(f) Depreciation allowed (or allowable)	(g) Cost or other basis plus expense of sale	(h) Gain or (loss) (e) plus (f) minus (g)
AFI	3,208		3,405	-197
AFJ	89,310		90,321	-1,011
AFK	12,663		10,250	2,413
AFL	4,363		3,533	830
AFM	20,163		15,322	4,841
AFN	5,547		6,560	-1,013
AFO	3,402		3,001	401
AFP	3,199		2,893	306
AFQ	57,644		61,393	-3,749
AFR	1,167,000		1,140,000	27,000
AFS	1,206		1,097	109
AFT	23,951		24,047	-96
AFU	26,500		24,579	1,921
AFV	132,600		114,521	18,079
AFW	19,902		19,596	306
AFX	4,320		2,917	1,403
AFY	1,989		1,734	255
AFZ	985		931	54
AGA	1,926		1,561	365
AGB	2,782		2,604	178
AGC	1,267		1,145	122
AGD	2,366		1,707	659
AGE	681		516	165
AGF	1,360		1,010	350
AGG	732		648	84
AGH	705		555	150
AGI	121		121	0
AGJ	996		1,029	-33
AGK	30,118		22,088	8,030
AGL	26,553		24,044	2,509

Form 990PF Part IV - Capital Gains and Losses for Tax on Investment Income - Columns e - h

(e) Gross sales price		(f) Depreciation allowed (or allowable)	(g) Cost or other basis plus expense of sale	(h) Gain or (loss) (e) plus (f) minus (g)
AGM	1,978		2,916	-938
AGN	2,265		3,645	-1,380
AGO	1,295		1,356	-61
AGP	384		402	-18
AGQ	167		175	-8
AGR	419		437	-18
AGS	64,277		64,626	-349
AGT	584		603	-19
AGU	9,962		10,706	-744
AGV	5,738		4,871	867
AGW	7,652		6,093	1,559
AGX	816		557	259
AGY	10,008		9,996	12
AGZ	12,493		12,580	-87
AHA	18,434		13,630	4,804
AHB	15,130		14,726	404
AHC	4,530		4,393	137
AHD	43,037		30,205	12,832
AHE	26,779		26,582	197
AHF	4,157		4,422	-265
AHG	10,177		9,995	182
AHH	10,618		10,818	-200
AHI	36,824		38,788	-1,964
AHJ	6,240		4,978	1,262
AHK	10,435		8,323	2,112
AHL	4,730		3,993	737
AHM	13,931		12,462	1,469
AHN	8,068		7,769	299
AHO	7,912		9,347	-1,435
AHP	9,202		11,554	-2,352

Form 990PF Part IV - Capital Gains and Losses for Tax on Investment Income - Columns e - h

(e) Gross sales price		(f) Depreciation allowed (or allowable)	(g) Cost or other basis plus expense of sale	(h) Gain or (loss) (e) plus (f) minus (g)
AHQ	2,625		1,835	790
AHR	761		603	158
AHS	5,052		4,883	169
AHT	16,283		14,964	1,319
AHU	761		737	24
AHV	3,421		3,164	257
AHW	5,793		7,894	-2,101
AHX	4,619		6,320	-1,701
AHY	1,317		1,066	251
AHZ	7,917		8,420	-503
AIA	5,927		6,332	-405
AIB	4,587		3,541	1,046
AIC	4,979		3,837	1,142
AID	2,825		2,124	701
AIE	15,489		11,742	3,747
AIF	3,000		2,053	947
AIG	883		752	131
AIH	12,435		9,196	3,239
AII	3,165		3,204	-39
AIJ	15,051		12,417	2,634
AIK	33,874		33,726	148
AIL	2,338		1,549	789
AIM	11,098		12,651	-1,553
AIN	7,612		8,514	-902
AIO	1,797		2,115	-318
AIP	21,543		21,772	-229
AIQ	34,772		33,877	895
AIR	35,799		34,771	1,028
AIS	27,252		25,945	1,307
AIT	49,988		49,987	1

Form 990PF Part IV - Capital Gains and Losses for Tax on Investment Income - Columns e - h

(e) Gross sales price		(f) Depreciation allowed (or allowable)	(g) Cost or other basis plus expense of sale	(h) Gain or (loss) (e) plus (f) minus (g)
AIU	44,991		44,991	0
AIV	149,977		149,971	6
AIW	99,987		99,980	7
AIX	249,929		249,927	2
AIY	199,956		199,955	1
AIZ	224,941		224,941	0
AJA	249,882		249,877	5
AJB	10,302		10,250	52
AJC	5,103		5,286	-183
AJD	10,354		10,571	-217
AJE	20,045		20,637	-592
AJF	182,196		189,848	-7,652
AJG	4,947		5,125	-178
AJH	4,930		5,125	-195
AJI	19,770		20,500	-730
AJJ	9,586		10,250	-664
AJK	51,520		53,988	-2,468
AJL	9,239		9,920	-681
AJM	115,703		119,229	-3,526
AJN	111,419		111,807	-388
AJO	10,547		10,561	-14
AJP	21,163		21,122	41
AJQ	10,579		10,561	18
AJR	5,557		5,280	277
AJS	189,444		179,063	10,381
AJT	25,655		25,582	73
AJU	36,403		35,815	588
AJV	15,435		15,349	86
AJW	20,277		20,432	-155
AJX	25,277		25,423	-146

Form 990PF Part IV - Capital Gains and Losses for Tax on Investment Income - Columns e - h

(e) Gross sales price		(f) Depreciation allowed (or allowable)	(g) Cost or other basis plus expense of sale	(h) Gain or (loss) (e) plus (f) minus (g)
AJY	15,251		15,512	-261
AJZ	15,258		15,133	125
AKA	5,151		5,038	113
AKB	36,317		35,263	1,054
AKC	10,393		10,075	318
AKD	5,154		5,038	116
AKE	5,102		5,038	64
AKF	26,023		25,853	170
AKG	10,495		10,345	150
AKH	31,634		31,253	381
AKI	201,361		193,255	8,106
AKJ	19,078		18,302	776
AKK	38,148		35,366	2,782
AKL	25,278		23,576	1,702
AKM	60,896		58,359	2,537
AKN	24,142		23,245	897
AKO	50,992		53,352	-2,360
AKP	39,792		40,665	-873
AKQ	111,219		111,535	-316
AKR	21,802		22,834	-1,032
AKS	22,344		22,192	152
AKT	17,092		16,644	448
AKU	28,894		27,714	1,180
AKV	11,667		11,689	-22
AKW	23,626		22,463	1,163
AKX	270,127		269,353	774
AKY	110,004		109,736	268
AKZ	84,934		85,050	-116
ALA	99,773		100,059	-286
ALB	339,336		340,067	-731

Form 990PF Part IV - Capital Gains and Losses for Tax on Investment Income - Columns e - h

(e) Gross sales price		(f) Depreciation allowed (or allowable)	(g) Cost or other basis plus expense of sale	(h) Gain or (loss) (e) plus (f) minus (g)
ALC	149,367		149,894	-527
ALD	59,491		59,545	-54
ALE	128,339		129,068	-729
ALF	54,407		54,519	-112
ALG	79,806		80,000	-194
ALH	54,946		55,000	-54
ALI	179,972		180,000	-28
ALJ	70,164		70,071	93
ALK	80,200		80,081	119
ALL	69,945		70,160	-215
ALM	104,852		104,841	11
ALN	249,098		250,355	-1,257
ALO	84,987		84,834	153
ALP	55,140		55,097	43
ALQ	531,014		530,535	479
ALR	220,524		220,503	21
ALS	396,034		395,741	293
ALT	150,469		150,246	223
ALU	65,198		65,107	91
ALV	95,375		95,084	291
ALW	135,475		134,736	739
ALX	219,983		219,807	176
ALY	221,186		219,792	1,394
ALZ	45,381		45,225	156
AMA	205,240		205,963	-723
AMB	84,173		84,907	-734
AMC	226,723		227,060	-337
AMD	166,296		166,154	142
AME	70,555		70,435	120
AMF	324,393		332,003	-7,610

Form 990PF Part IV - Capital Gains and Losses for Tax on Investment Income - Columns e - h

(e) Gross sales price		(f) Depreciation allowed (or allowable)	(g) Cost or other basis plus expense of sale	(h) Gain or (loss) (e) plus (f) minus (g)
AMG	343,666		342,009	1,657
AMH	44,889		44,552	337
AMI	355,416		351,810	3,606
AMJ	45,199		45,000	199
AMK	25,193		25,000	193
AML	282,363		280,000	2,363
AMM	24,363		24,453	-90
AMN	219,498		220,070	-572
AMO	43,690		44,438	-748
AMP	34,035		34,563	-528
AMQ	184,805		187,188	-2,383
AMR	38,988		39,328	-340
AMS	53,520		53,807	-287
AMT	35,472		35,319	153
AMU	218,317		216,240	2,077
AMV	30,482		30,059	423
AMW	66,622		66,051	571
AMX	388,313		382,500	5,813
AMY	184,162		184,643	-481
AMZ	412,536		416,590	-4,054
ANA	60,223		59,945	278
ANB	165,612		164,755	857
ANC	45,381		44,933	448
AND	25,227		25,207	20
ANE	50,477		50,387	90
ANF	30,560		30,383	177
ANG	50,887		50,322	565
ANH	51,186		50,243	943
ANI	87,836		86,261	1,575
ANJ	206,375		199,623	6,752

Form 990PF Part IV - Capital Gains and Losses for Tax on Investment Income - Columns e - h

(e) Gross sales price		(f) Depreciation allowed (or allowable)	(g) Cost or other basis plus expense of sale	(h) Gain or (loss) (e) plus (f) minus (g)
ANK	23,109		24,621	-1,512
ANL	23,260		23,971	-711
ANM	23,571		24,534	-963
ANN	25,093		25,201	-108
ANO	30,253		29,925	328
ANP	24,609		24,684	-75
ANQ	40,505		39,900	605
ANR	15,149		14,963	186
ANS	25,161		24,938	223
ANT	25,279		24,837	442
ANU	25,268		25,629	-361
ANV	35,671		34,772	899
ANW	24,936		24,837	99
ANX	40,253		40,267	-14
ANY	63,014		62,609	405
ANZ	62,566		63,443	-877
AOA	5,228		5,141	87
AOB	123,607		119,226	4,381
AOC	70,938		71,101	-163
AOD	10,365		10,328	37
AOE	124,538		121,326	3,212
AOF	5,789		6,244	-455
AOG	44,450		46,995	-2,545
AOH	13,003		12,421	582
AOI	16,025		15,960	65
AOJ	26,600		19,859	6,741
AOK	10,026		9,913	113
AOL	17,195		16,934	261
AOM	43,490		41,214	2,276
AON	544		384	160

Form 990PF Part IV - Capital Gains and Losses for Tax on Investment Income - Columns e - h

(e) Gross sales price		(f) Depreciation allowed (or allowable)	(g) Cost or other basis plus expense of sale	(h) Gain or (loss) (e) plus (f) minus (g)
A O O	7,660		6,068	1,592
A O P	25,108		17,585	7,523
A O Q	11,260		11,311	-51
A O R	4,771		4,586	185
A O S	1,293		1,144	149
A O T	16,525		16,125	400
A O U	6,416		6,278	138
A O V	22,639		22,384	255
A O W	652		562	90
A O X	903		854	49
A O Y	916		773	143
A O Z	284		290	-6
A P A	1,811		1,644	167
A P B	20,576		20,816	-240
A P C	43,351		42,943	408
A P D	5,806		7,637	-1,831
A P E	5,650		7,465	-1,815
A P F	13,424		17,858	-4,434
A P G	1,162		1,381	-219
A P H	17,058		8,708	8,350
A P I	21,466		21,037	429
A P J	3,407		3,651	-244
A P K	11,783		9,292	2,491
A P L	2,961		3,461	-500
A P M	2,934		2,837	97
A P N	2,432		1,903	529
A P O	11,318		8,870	2,448
A P P	47,930		47,455	475
A P Q	1,260		887	373
A P R	11,606		10,686	920

Form 990PF Part IV - Capital Gains and Losses for Tax on Investment Income - Columns e - h

(e) Gross sales price		(f) Depreciation allowed (or allowable)	(g) Cost or other basis plus expense of sale	(h) Gain or (loss) (e) plus (f) minus (g)
APS	60,342		59,884	458
APT	7,146		5,538	1,608
APU	12,950		14,856	-1,906
APV	17,374		17,423	-49
APW	6,610			6,610

Form 990PF Part IV - Capital Gains and Losses for Tax on Investment Income - Columns i - I

Complete only for assets showing gain in column (h) and owned by the foundation on 12/31/69				(l) Gains (Col (h) gain minus col (k), but not less than -0-) or Losses (from col (h))
(i) F M V as of 12/31/69		(j) Adjusted basis as of 12/31/69	(k) Excess of col (i) over col (j), if any	
A				4,087
B				253
C				291
D				1,084
E				3,105
F				574
G				3,183
H				13,959
I				3,987
J				725
K				136
L				-522
M				-490
N				539
O				3,245
P				4,898
Q				225
R				5,345
S				774
T				1,363
U				140
V				760
W				963
X				14
Y				5
Z				538
AA				2,037
AB				-31
AC				566
AD				1,866

Form 990PF Part IV - Capital Gains and Losses for Tax on Investment Income - Columns i - I

Complete only for assets showing gain in column (h) and owned by the foundation on 12/31/69				(l) Gains (Col (h) gain minus col (k), but not less than -0-) or Losses (from col (h))
(i) F M V as of 12/31/69		(j) Adjusted basis as of 12/31/69	(k) Excess of col (i) over col (j), if any	
A E				70
A F				850
A G				6,420
A H				54
A I				50
A J				207
A K				-153
A L				0
A M				4
A N				72
A O				13
A P				2
A Q				43
A R				-256
A S				6,485
A T				978
A U				927
A V				907
A W				126
A X				-661
A Y				137
A Z				138
B A				1,084
B B				2,763
B C				2,818
B D				11,459
B E				1,080
B F				11,079
B G				15
B H				-197,027

Form 990PF Part IV - Capital Gains and Losses for Tax on Investment Income - Columns i - l

Complete only for assets showing gain in column (h) and owned by the foundation on 12/31/69				(l) Gains (Col (h) gain minus col (k), but not less than -0-) or Losses (from col (h))
(i) FMV as of 12/31/69		(j) Adjusted basis as of 12/31/69	(k) Excess of col (i) over col (j), if any	
BI				-595,549
BJ				-1,301
BK				97,067
BL				2,068
BM				65
BN				228
BO				35
BP				14
BQ				93
BR				111
BS				322
BT				3,233
BU				-2
BV				25
BW				3,683
BX				-609
BY				-297
BZ				-705
CA				-349
CB				4,173
CC				-883
CD				178
CE				3,154
CF				-162
CG				15
CH				10
CI				79
CJ				12
CK				-2
CL				77

Form 990PF Part IV - Capital Gains and Losses for Tax on Investment Income - Columns i - I

Complete only for assets showing gain in column (h) and owned by the foundation on 12/31/69			(l) Gains (Col (h) gain minus col (k), but not less than -0-) or Losses (from col (h))
(i) F M V as of 12/31/69		(j) Adjusted basis as of 12/31/69	
CM			344
CN			45
CO			14
CP			228
CQ			117
CR			-683
CS			294
CT			123
CU			-327
CV			463
CW			-1
CX			63
CY			-27
CZ			12,895
DA			859
DB			333
DC			40
DD			67
DE			397
DF			224
DG			42
DH			950
DI			288
DJ			1,161
DK			13,645
DL			1
DM			5
DN			-149
DO			-20
DP			1,289

Form 990PF Part IV - Capital Gains and Losses for Tax on Investment Income - Columns i - I

Complete only for assets showing gain in column (h) and owned by the foundation on 12/31/69				(l) Gains (Col (h) gain minus col (k), but not less than -0-) or Losses (from col (h))
(i) F M V as of 12/31/69		(j) Adjusted basis as of 12/31/69	(k) Excess of col (i) over col (j), if any	
DQ				778
DR				75
DS				665
DT				81
DU				965
DV				1,420
DW				910
DX				1,152
DY				-221
DZ				166
EA				-833
EB				-486
EC				-1,267
ED				-1,214
EE				702
EF				556
EG				1,215
EH				365
EI				1,868
EJ				3,273
EK				1,508
EL				1,562
EM				1,839
EN				-725
EO				-1,510
EP				-668
EQ				-1,869
ER				-327
ES				117
ET				77

Form 990PF Part IV - Capital Gains and Losses for Tax on Investment Income - Columns i - I

Complete only for assets showing gain in column (h) and owned by the foundation on 12/31/69				(l) Gains (Col (h) gain minus col (k), but not less than -0-) or Losses (from col (h))
(i) F M V as of 12/31/69		(j) Adjusted basis as of 12/31/69	(k) Excess of col (i) over col (j), if any	
EU				286
EV				702
EW				-1,057
EX				418
EY				6,264
EZ				804
FA				2,904
FB				3,008
FC				264
FD				-346
FE				-18
FF				243
FG				1,722
FH				-606
FI				1,252
FJ				3,634
FK				6,089
FL				-15
FM				-3
FN				-7
FO				-2
FP				3
FQ				3
FR				1
FS				743
FT				807
FU				273
FV				-71
FW				837
FX				15,061

Form 990PF Part IV - Capital Gains and Losses for Tax on Investment Income - Columns i - l

Complete only for assets showing gain in column (h) and owned by the foundation on 12/31/69				(l) Gains (Col (h) gain minus col (k), but not less than -0-) or Losses (from col (h))
(i) F M V as of 12/31/69		(j) Adjusted basis as of 12/31/69	(k) Excess of col (i) over col (j), if any	
FY				-477
FZ				1,217
GA				-2,933
GB				-1,329
GC				-682
GD				-167
GE				-201
GF				-684
GG				-282
GH				-481
GI				802
GJ				278
GK				352
GL				398
GM				-27
GN				260
GO				386
GP				492
GQ				1,635
GR				2,306
GS				1
GT				16
GU				12
GV				186
GW				570
GX				203
GY				18
GZ				269
HA				6,331
HB				-539

Form 990PF Part IV - Capital Gains and Losses for Tax on Investment Income - Columns i - I

Complete only for assets showing gain in column (h) and owned by the foundation on 12/31/69				(l) Gains (Col (h) gain minus col (k), but not less than -0-) or Losses (from col (h))
(i) F M V as of 12/31/69		(j) Adjusted basis as of 12/31/69	(k) Excess of col (i) over col (j), if any	
HC				-327
HD				-127
HE				60
HF				374
HG				1,603
HH				1,359
HI				143
HJ				7
HK				4
HL				-166
HM				-24
HN				0
HO				-432
HP				-23
HQ				-2
HR				-2
HS				79
HT				5
HU				440
HV				1,457
HW				37
HX				18,420
HY				293
HZ				159
IA				-281
IB				-3,637
IC				51
ID				-42
IE				-8
IF				0

Form 990PF Part IV - Capital Gains and Losses for Tax on Investment Income - Columns i - I

Complete only for assets showing gain in column (h) and owned by the foundation on 12/31/69				(I) Gains (Col (h) gain minus col (k), but not less than -0-) or Losses (from col (h))
(i) F M V as of 12/31/69		(j) Adjusted basis as of 12/31/69	(k) Excess of col (i) over col (j), if any	
IG				30
IH				180
II				-58
IJ				1,634
IK				1,367
IL				3,205
IM				486
IN				5
IO				141
IP				931
IQ				81
IR				4,804
IS				16
IT				-14
IU				-2
IV				2
IW				618
IX				3
IY				0
IZ				166
JA				13
JB				223
JC				178
JD				110
JE				52
JF				261
JG				103
JH				134
JI				37
JJ				211

Form 990PF Part IV - Capital Gains and Losses for Tax on Investment Income - Columns i - l

Complete only for assets showing gain in column (h) and owned by the foundation on 12/31/69				(l) Gains (Col (h) gain minus col (k), but not less than -0-) or Losses (from col (h))
(i) F M V as of 12/31/69		(j) Adjusted basis as of 12/31/69	(k) Excess of col (i) over col (j), if any	
JK				27
JL				41
JM				37
JN				1,632
JO				766
JP				22
JQ				11
JR				314
JS				93
JT				247
JU				411
JV				54
JW				243
JX				581
JY				9,569
JZ				7,080
KA				537
KB				-12
KC				-9
KD				-4
KE				-3
KF				-3
KG				4
KH				6
KI				8
KJ				764
KK				477
KL				595
KM				-17
KN				417

Form 990PF Part IV - Capital Gains and Losses for Tax on Investment Income - Columns i - l

Complete only for assets showing gain in column (h) and owned by the foundation on 12/31/69				(l) Gains (Col (h) gain minus col (k), but not less than -0-) or Losses (from col (h))
(i) F M V as of 12/31/69		(j) Adjusted basis as of 12/31/69	(k) Excess of col (i) over col (j), if any	
KO				-1,784
KP				4,787
KQ				6,162
KR				1,836
KS				1,097
KT				41
KU				23
KV				20
KW				8
KX				4
KY				-3
KZ				1
LA				248
LB				210
LC				-1
LD				-1
LE				-1
LF				-2
LG				-2
LH				-2
LI				-2
LJ				-2
LK				-2
LL				210
LM				-2
LN				-9
LO				-12
LP				-8,274
LQ				-11
LR				-108

Form 990PF Part IV - Capital Gains and Losses for Tax on Investment Income - Columns i - l

Complete only for assets showing gain in column (h) and owned by the foundation on 12/31/69			(l) Gains (Col (h) gain minus col (k), but not less than -0-) or Losses (from col (h))
(i) F M V as of 12/31/69		(j) Adjusted basis as of 12/31/69	
LS			-182
LT			-510
LU			-16
LV			-39
LW			-13
LX			-12
LY			-10
LZ			-16
MA			-76
MB			-42
MC			-51
MD			-49
ME			-15
MF			-85
MG			614
MH			-15
MI			-13
MJ			-90
MK			-96
ML			134
MM			227
MN			13
MO			-44
MP			-12
MQ			-10
MR			155
MS			2,117
MT			1,675
MU			1,015
MV			50

Form 990PF Part IV - Capital Gains and Losses for Tax on Investment Income - Columns i - l

Complete only for assets showing gain in column (h) and owned by the foundation on 12/31/69			(l) Gains (Col (h) gain minus col (k), but not less than -0-) or Losses (from col (h))
(i) F M V as of 12/31/69		(j) Adjusted basis as of 12/31/69	
MW			1,950
MX			1,709
MY			1,758
MZ			-3
NA			-4
NB			-3
NC			-4
ND			-3
NE			-4
NF			-206
NG			-3
NH			-4
NI			304
NJ			-85
NK			-13
NL			-345
NM			-14
NN			466
NO			-325
NP			-5
NQ			-4
NR			-6
NS			-5
NT			-7
NU			-4
NV			-5
NW			-5
NX			-6
NY			417
NZ			-8

Form 990PF Part IV - Capital Gains and Losses for Tax on Investment Income - Columns i - I

Complete only for assets showing gain in column (h) and owned by the foundation on 12/31/69			(l) Gains (Col (h) gain minus col (k), but not less than -0-) or Losses (from col (h))
(i) F M V as of 12/31/69		(j) Adjusted basis as of 12/31/69	
OA			-2
OB			-3
OC			-2
OD			-2
OE			-3
OF			-3
OG			-3
OH			-3
OI			-978
OJ			142
OK			-2
OL			0
OM			-1
ON			-27
OO			-1
OP			0
OQ			0
OR			-412
OS			-4
OT			-5
OU			608
OV			-5
OW			343
OX			-416
OY			-17
OZ			260
PA			-17
PB			-47
PC			-8
PD			-7

Form 990PF Part IV - Capital Gains and Losses for Tax on Investment Income - Columns i - I

Complete only for assets showing gain in column (h) and owned by the foundation on 12/31/69			(l) Gains (Col (h) gain minus col (k), but not less than -0-) or Losses (from col (h))
(i) F M V as of 12/31/69		(j) Adjusted basis as of 12/31/69	
PE			-30
PF			-123
PG			-87
PH			-9
PI			-9
PJ			-3,595
PK			-7
PL			-141
PM			-701
PN			-280
PO			-9
PP			-7
PQ			-8
PR			158
PS			-68
PT			-51
PU			-89
PV			-49
PW			-179
PX			-115
PY			-249
PZ			-67
QA			-104
QB			-94
QC			-218
QD			-207
QE			-283
QF			2,377
QG			-18
QH			-17

Form 990PF Part IV - Capital Gains and Losses for Tax on Investment Income - Columns i - I

Complete only for assets showing gain in column (h) and owned by the foundation on 12/31/69			(l) Gains (Col (h) gain minus col (k), but not less than -0-) or Losses (from col (h))
(i) F M V as of 12/31/69		(j) Adjusted basis as of 12/31/69	
Q I			-20
Q J			-17
Q K			-18
Q L			-20
Q M			-20
Q N			-213
Q O			-21
Q P			-23
Q Q			-26
Q R			-25
Q S			-9
Q T			-9
Q U			-8
Q V			-9
Q W			-9
Q X			-9
Q Y			-10
Q Z			-10
RA			-10
RB			-499
RC			-11
RD			-12
RE			-16
RF			-3,709
RG			-46
RH			-44
RI			-53
RJ			-195
RK			-48
RL			-122

Form 990PF Part IV - Capital Gains and Losses for Tax on Investment Income - Columns i - I

Complete only for assets showing gain in column (h) and owned by the foundation on 12/31/69				(I) Gains (Col (h) gain minus col (k), but not less than -0-) or Losses (from col (h))
(i) F M V as of 12/31/69		(j) Adjusted basis as of 12/31/69	(k) Excess of col (i) over col (j), if any	
RM				-8,119
RN				-49
RO				-11
RP				-9
RQ				-14
RR				-12
RS				-14
RT				-224
RU				-13
RV				1,602
RW				659
RX				785
RY				4,608
RZ				917
SA				4,419
SB				7,262
SC				19,835
SD				21,674
SE				6,924
SF				184,588
SG				60,393
SH				25,945
SI				-21,446
SJ				2,812
SK				3,823
SL				15
SM				163
SN				-509
SO				-388
SP				1,348

Form 990PF Part IV - Capital Gains and Losses for Tax on Investment Income - Columns i - I

Complete only for assets showing gain in column (h) and owned by the foundation on 12/31/69				(l) Gains (Col (h) gain minus col (k), but not less than -0-) or Losses (from col (h))
(i) F M V as of 12/31/69		(j) Adjusted basis as of 12/31/69	(k) Excess of col (i) over col (j), if any	
SQ				556
SR				445
SS				929
ST				1,400
SU				224
SV				1,954
SW				1,026
SX				0
SY				0
SZ				0
TA				0
TB				0
TC				0
TD				0
TE				0
TF				0
TG				-1
TH				-1
TI				0
TJ				0
TK				0
TL				0
TM				0
TN				0
TO				0
TP				0
TQ				0
TR				0
TS				0
TT				0

Form 990PF Part IV - Capital Gains and Losses for Tax on Investment Income - Columns i - I

Complete only for assets showing gain in column (h) and owned by the foundation on 12/31/69				(l) Gains (Col (h) gain minus col (k), but not less than -0-) or Losses (from col (h))
(i) F M V as of 12/31/69		(j) Adjusted basis as of 12/31/69	(k) Excess of col (i) over col (j), if any	
TU				527
TV				362
TW				2,601
TX				1,519
TY				1,587
TZ				1,641
UA				48
UB				-1,001
UC				-33
UD				-36
UE				-177
UF				-2,326
UG				8,127
UH				2,602
UI				3,407
UJ				486
UK				28
UL				154
UM				-526
UN				-191
UO				-1,028
UP				120
UQ				6
UR				-3
US				-14
UT				-4
UU				-31
UV				2
UW				-1,415
UX				-1,520

Form 990PF Part IV - Capital Gains and Losses for Tax on Investment Income - Columns i - l

Complete only for assets showing gain in column (h) and owned by the foundation on 12/31/69				(l) Gains (Col (h) gain minus col (k), but not less than -0-) or Losses (from col (h))
(i) F M V as of 12/31/69		(j) Adjusted basis as of 12/31/69	(k) Excess of col (i) over col (j), if any	
UY				-2,427
UZ				-1,690
VA				-76
VB				-5,345
VC				-2,601
VD				-1,122
VE				-95
VF				4,908
VG				7,745
VH				2,664
VI				88
VJ				180
VK				39
VL				222
VM				191
VN				-75
VO				-1
VP				-308
VQ				255
VR				581
VS				8,512
VT				9,286
VU				491
VV				1,780
VW				1,154
VX				367
VY				-77
VZ				-35
WA				59
WB				1,584

Form 990PF Part IV - Capital Gains and Losses for Tax on Investment Income - Columns i - l

Complete only for assets showing gain in column (h) and owned by the foundation on 12/31/69				(l) Gains (Col (h) gain minus col (k), but not less than -0-) or Losses (from col (h))
(i) F M V as of 12/31/69		(j) Adjusted basis as of 12/31/69	(k) Excess of col (i) over col (j), if any	
WC				140
WD				1,282
WE				57
WF				-1,866
WG				244
WH				25,081
WI				9,235
WJ				25
WK				59
WL				121
WM				20
WN				1
WO				13
WP				496
WQ				28
WR				48
WS				90
WT				368
WU				72
WV				11
WW				1,415
WX				7,287
WY				2
WZ				10
XA				97
XB				46
XC				14
XD				-1
XE				930
XF				250

Form 990PF Part IV - Capital Gains and Losses for Tax on Investment Income - Columns i - I

Complete only for assets showing gain in column (h) and owned by the foundation on 12/31/69				(l) Gains (Col (h) gain minus col (k), but not less than -0-) or Losses (from col (h))
(i) F M V as of 12/31/69		(j) Adjusted basis as of 12/31/69	(k) Excess of col (i) over col (j), if any	
XG				1,789
XH				-74
XI				-3,407
XJ				2
XK				21
XL				63
XM				-5,329
XN				376
XO				3,609
XP				5,613
XQ				143
XR				12
XS				15
XT				37
XU				20
XV				46
XW				310
XX				185
XY				1,105
XZ				401
YA				3,044
YB				103
YC				2,594
YD				-13
YE				-44
YF				-15
YG				-30
YH				-37
YI				43
YJ				605

Form 990PF Part IV - Capital Gains and Losses for Tax on Investment Income - Columns i - I

Complete only for assets showing gain in column (h) and owned by the foundation on 12/31/69				(l) Gains (Col (h) gain minus col (k), but not less than -0-) or Losses (from col (h))
(i) F M V as of 12/31/69		(j) Adjusted basis as of 12/31/69	(k) Excess of col (i) over col (j), if any	
YK				837
YL				2,082
YM				1,469
YN				-683
YO				-21
YP				-407
YQ				267
YR				-1,292
YS				-623
YT				1,743
YU				525
YV				496
YW				-1,347
YX				-1,178
YY				-531
YZ				-1,651
ZA				-2,016
ZB				-827
ZC				465
ZD				1,173
ZE				444
ZF				2,098
ZG				-260
ZH				-48
ZI				-12
ZJ				-18
ZK				-17
ZL				-18
ZM				623
ZN				104

Form 990PF Part IV - Capital Gains and Losses for Tax on Investment Income - Columns i - l

Complete only for assets showing gain in column (h) and owned by the foundation on 12/31/69				(l) Gains (Col (h) gain minus col (k), but not less than -0-) or Losses (from col (h))
(i) F M V as of 12/31/69		(j) Adjusted basis as of 12/31/69	(k) Excess of col (i) over col (j), if any	
ZO				195
ZP				3,640
ZQ				60
ZR				49
ZS				234
ZT				58
ZU				24
ZV				114
ZW				-7
ZX				21
ZY				18
ZZ				-57
AAA				-1,670
AAB				283
AAC				13,439
AAD				8,577
AAE				1,674
AAF				63
AAG				1,726
AAH				793
AAI				266
AAJ				3,488
AAK				1,094
AAL				84
AAM				4,269
AAN				1,725
AAO				-121
AAP				1,189
AAQ				365
AAR				250

Form 990PF Part IV - Capital Gains and Losses for Tax on Investment Income - Columns i - l

Complete only for assets showing gain in column (h) and owned by the foundation on 12/31/69				(l) Gains (Col (h) gain minus col (k), but not less than -0-) or Losses (from col (h))
(i) F M V as of 12/31/69		(j) Adjusted basis as of 12/31/69	(k) Excess of col (i) over col (j), if any	
AAS				563
AAT				203
AAU				177
AAV				357
AAW				3
AAX				3,646
AAZ				397
ABA				67
ABB				121
ABB				14,266
ABC				2,577
ABD				20,726
ABE				-22
ABF				-2
ABG				-26
ABH				13
ABI				1
ABJ				2
ABK				-68
ABL				68
ABM				396
ABN				180
ABO				1,715
ABP				1,689
ABQ				4,165
ABR				-260
ABS				5,679
ABT				301
ABU				802
ABV				-8

Form 990PF Part IV - Capital Gains and Losses for Tax on Investment Income - Columns i - l

Complete only for assets showing gain in column (h) and owned by the foundation on 12/31/69				(l) Gains (Col (h) gain minus col (k), but not less than -0-) or Losses (from col (h))
(i) F M V as of 12/31/69		(j) Adjusted basis as of 12/31/69	(k) Excess of col (i) over col (j), if any	
ABW				3
ABX				45
ABY				29
ABZ				67
ACA				162
ACB				186
ACC				110
ACD				-20
ACE				431
ACF				5
ACG				8
ACH				7
ACI				117
ACJ				3
ACK				31,683
ACL				6,158
ACM				4,696
ACN				2,163
ACO				4,575
ACP				9,857
ACQ				503
ACR				339
ACS				-17,162
ACT				1,122
ACU				859
ACV				802
ACW				1,179
ACX				-270
ACY				7,142
ACZ				56,751

Form 990PF Part IV - Capital Gains and Losses for Tax on Investment Income - Columns i - l

Complete only for assets showing gain in column (h) and owned by the foundation on 12/31/69				(l) Gains (Col (h) gain minus col (k), but not less than -0-) or Losses (from col (h))
(i) F M V as of 12/31/69		(j) Adjusted basis as of 12/31/69	(k) Excess of col (l) over col (j), if any	
ADA				23
ADB				1,216
ADC				-28
ADD				5
ADE				382
ADF				153
ADG				127
ADH				262
ADI				-680
ADJ				1,628
ADK				-1
ADL				68
ADM				11
ADN				101
ADO				120
ADP				7,300
ADQ				4,295
ADR				986
ADS				1,851
ADT				1,060
ADU				907
ADV				149
ADW				504
ADX				359
ADY				620
ADZ				295
AEA				933
AEB				1,967
AEC				-4
AED				4

Form 990PF Part IV - Capital Gains and Losses for Tax on Investment Income - Columns i - l

Complete only for assets showing gain in column (h) and owned by the foundation on 12/31/69				(l) Gains (Col (h) gain minus col (k), but not less than -0-) or Losses (from col (h))
(i) F M V as of 12/31/69		(j) Adjusted basis as of 12/31/69	(k) Excess of col (i) over col (j), if any	
AEE				1
AEF				7
AEG				43
AEH				23
AEI				-3
AEJ				0
AEK				2
AEL				72
AEM				114
AEN				430
AEO				2
AEP				3
AEQ				30
AER				31
AES				-1
AET				344
AEU				-19
AEV				293
AEW				170
AEX				1,170
AEY				-335
AEZ				-125
AFA				874
AFB				1,308
AFC				-109
AFD				1,037
AFE				790
AFF				415
AFG				-90
AFH				-66

Form 990PF Part IV - Capital Gains and Losses for Tax on Investment Income - Columns i - l

Complete only for assets showing gain in column (h) and owned by the foundation on 12/31/69				(l) Gains (Col (h) gain minus col (k), but not less than -0-) or Losses (from col (h))
(i) F M V as of 12/31/69		(j) Adjusted basis as of 12/31/69	(k) Excess of col (i) over col (j), if any	
AFI				-197
AFJ				-1,011
AFK				2,413
AFL				830
AFM				4,841
AFN				-1,013
AFO				401
AFP				306
AFQ				-3,749
AFR				27,000
AFS				109
AFT				-96
AFU				1,921
AFV				18,079
AFW				306
AFX				1,403
AFY				255
AFZ				54
AGA				365
AGB				178
AGC				122
AGD				659
AGE				165
AGF				350
AGG				84
AGH				150
AGI				0
AGJ				-33
AGK				8,030
AGL				2,509

Form 990PF Part IV - Capital Gains and Losses for Tax on Investment Income - Columns i - I

Complete only for assets showing gain in column (h) and owned by the foundation on 12/31/69				(l) Gains (Col (h) gain minus col (k), but not less than -0-) or Losses (from col (h))
(i) F M V as of 12/31/69		(j) Adjusted basis as of 12/31/69	(k) Excess of col (l) over col (j), if any	
AGM				-938
AGN				-1,380
AGO				-61
AGP				-18
AGQ				-8
AGR				-18
AGS				-349
AGT				-19
AGU				-744
AGV				867
AGW				1,559
AGX				259
AGY				12
AGZ				-87
AHA				4,804
AHB				404
AHC				137
AHD				12,832
AHE				197
AHF				-265
AHG				182
AHH				-200
AHI				-1,964
AHJ				1,262
AHK				2,112
AHL				737
AHM				1,469
AHN				299
AHO				-1,435
AHP				-2,352

Form 990PF Part IV - Capital Gains and Losses for Tax on Investment Income - Columns i - l

Complete only for assets showing gain in column (h) and owned by the foundation on 12/31/69				(l) Gains (Col (h) gain minus col (k), but not less than -0-) or Losses (from col (h))
(i) F M V as of 12/31/69		(j) Adjusted basis as of 12/31/69	(k) Excess of col (i) over col (j), if any	
AHQ				790
AHR				158
AHS				169
AHT				1,319
AHU				24
AHV				257
AHW				-2,101
AHX				-1,701
AHY				251
AHZ				-503
AIA				-405
AIB				1,046
AIC				1,142
AID				701
AIE				3,747
AIF				947
AIG				131
AIH				3,239
AII				-39
AIJ				2,634
AIK				148
AIL				789
AIM				-1,553
AIN				-902
AIO				-318
AIP				-229
AIQ				895
AIR				1,028
AIS				1,307
AIT				1

Form 990PF Part IV - Capital Gains and Losses for Tax on Investment Income - Columns i - l

Complete only for assets showing gain in column (h) and owned by the foundation on 12/31/69			(l) Gains (Col (h) gain minus col (k), but not less than -0-) or Losses (from col (h))
(i) F M V as of 12/31/69		(j) Adjusted basis as of 12/31/69	
		(k) Excess of col (i) over col (j), if any	
AIU			0
AIV			6
AIW			7
AIX			2
AIY			1
AIZ			0
AJA			5
AJB			52
AJC			-183
AJD			-217
AJE			-592
AJF			-7,652
AJG			-178
AJH			-195
AJI			-730
AJJ			-664
AJK			-2,468
AJL			-681
AJM			-3,526
AJN			-388
AJO			-14
AJP			41
AJQ			18
AJR			277
AJS			10,381
AJT			73
AJU			588
AJV			86
AJW			-155
AJX			-146

Form 990PF Part IV - Capital Gains and Losses for Tax on Investment Income - Columns i - I

Complete only for assets showing gain in column (h) and owned by the foundation on 12/31/69				(l) Gains (Col (h) gain minus col (k), but not less than -0-) or Losses (from col (h))
(i) F M V as of 12/31/69		(j) Adjusted basis as of 12/31/69	(k) Excess of col (i) over col (j), if any	
AJY				-261
AJZ				125
AKA				113
AKB				1,054
AKC				318
AKD				116
AKE				64
AKF				170
AKG				150
AKH				381
AKI				8,106
AKJ				776
AKK				2,782
AKL				1,702
AKM				2,537
AKN				897
AKO				-2,360
AKP				-873
AKQ				-316
AKR				-1,032
AKS				152
AKT				448
AKU				1,180
AKV				-22
AKW				1,163
AKX				774
AKY				268
AKZ				-116
ALA				-286
ALB				-731

Form 990PF Part IV - Capital Gains and Losses for Tax on Investment Income - Columns i - l

Complete only for assets showing gain in column (h) and owned by the foundation on 12/31/69				(l) Gains (Col (h) gain minus col (k), but not less than -0-) or Losses (from col (h))
(i) F M V as of 12/31/69		(j) Adjusted basis as of 12/31/69	(k) Excess of col (i) over col (j), if any	
ALC				-527
ALD				-54
ALE				-729
ALF				-112
ALG				-194
ALH				-54
ALI				-28
ALJ				93
ALK				119
ALL				-215
ALM				11
ALN				-1,257
ALO				153
ALP				43
ALQ				479
ALR				21
ALS				293
ALT				223
ALU				91
ALV				291
ALW				739
ALX				176
ALY				1,394
ALZ				156
AMA				-723
AMB				-734
AMC				-337
AMD				142
AME				120
AMF				-7,610

Form 990PF Part IV - Capital Gains and Losses for Tax on Investment Income - Columns i - l

Complete only for assets showing gain in column (h) and owned by the foundation on 12/31/69				(l) Gains (Col (h) gain minus col (k), but not less than -0-) or Losses (from col (h))
(i) FMV as of 12/31/69		(j) Adjusted basis as of 12/31/69	(k) Excess of col (i) over col (j), if any	
AMG				1,657
AMH				337
AMI				3,606
AMJ				199
AMK				193
AML				2,363
AMM				-90
AMN				-572
AMO				-748
AMP				-528
AMQ				-2,383
AMR				-340
AMS				-287
AMT				153
AMU				2,077
AMV				423
AMW				571
AMX				5,813
AMY				-481
AMZ				-4,054
ANA				278
ANB				857
ANC				448
AND				20
ANE				90
ANF				177
ANG				565
ANH				943
ANI				1,575
ANJ				6,752

Form 990PF Part IV - Capital Gains and Losses for Tax on Investment Income - Columns i - l

Complete only for assets showing gain in column (h) and owned by the foundation on 12/31/69				(l) Gains (Col (h) gain minus col (k), but not less than -0-) or Losses (from col (h))
(i) F M V as of 12/31/69		(j) Adjusted basis as of 12/31/69	(k) Excess of col (i) over col (j), if any	
ANK				-1,512
ANL				-711
ANM				-963
ANN				-108
ANO				328
ANP				-75
ANQ				605
ANR				186
ANS				223
ANT				442
ANU				-361
ANV				899
ANW				99
ANX				-14
ANY				405
ANZ				-877
AOA				87
AOB				4,381
AOC				-163
AOD				37
AOE				3,212
AOF				-455
AOG				-2,545
AOH				582
AOI				65
AOJ				6,741
AOK				113
AOL				261
AOM				2,276
AON				160


Form 990PF Part IV - Capital Gains and Losses for Tax on Investment Income - Columns i - l

Complete only for assets showing gain in column (h) and owned by the foundation on 12/31/69				(l) Gains (Col (h) gain minus col (k), but not less than -0-) or Losses (from col (h))
(i) FM V as of 12/31/69		(j) Adjusted basis as of 12/31/69	(k) Excess of col (i) over col (j), if any	
AOO				1,592
AOP				7,523
AOQ				-51
AOR				185
AOS				149
AOT				400
AOU				138
AOV				255
AOW				90
AOX				49
AOY				143
AOZ				-6
APA				167
APB				-240
APC				408
APD				-1,831
APE				-1,815
APF				-4,434
APG				-219
APH				8,350
API				429
APJ				-244
APK				2,491
APL				-500
APM				97
APN				529
APO				2,448
APP				475
APQ				373
APR				920


Form 990PF Part IV - Capital Gains and Losses for Tax on Investment Income - Columns i - l

Complete only for assets showing gain in column (h) and owned by the foundation on 12/31/69				(l) Gains (Col (h) gain minus col (k), but not less than -0-) or Losses (from col (h))
(i) F M V as of 12/31/69		(j) Adjusted basis as of 12/31/69	(k) Excess of col (i) over col (j), if any	
APS				458
APT				1,608
APU				-1,906
APV				-49
APW				6,610

Form 990PF Part XV Line 3 - Grants and Contributions Paid During the Year or Approved for Future Payment

Recipient	If recipient is an individual, show any relationship to any foundation manager or substantial contributor	Foundation status of recipient	Purpose of grant or contribution	Amount
Name and address (home or business)				
a Paid during the year				
211 BROWARD 3217 NW 10TH TERRACE 307 FT LAUDERDALE, FL 33309	NONE	PUBLIC CHARITY	PUBLIC WELFARE	1,000
AD COUNCIL OF ROCHESTER 274 N GOODMAN STREET SUITE B269 ROCHESTER, NY 14607	NONE	PUBLIC CHARITY	EDUCATION	40,000
AL SIGL COMMUNITY OF AGENCIES 1000 ELMWOOD AVENUE ROCHESTER, NY 14620	NONE	PUBLIC CHARITY	PUBLIC WELFARE	10,000
BOCA RATON COMMUNITY HOSPITAL 745 MEADOWS ROAD BOCA RATON, FL 33486	NONE	PUBLIC CHARITY	MEDICAL	10,000
CARIDAD CENTER 8645 BOYNTON BEACH BLVD BOYNTON BEACH, FL 33472	NONE	PUBLIC CHARITY	MEDICAL	1,000
CHILDREN'S PLACE HOME SAFE 2840 SIXTH AVENUE SOUTH LAKE WORTH, FL 33461	NONE	PUBLIC CHARITY	PUBLIC WELFARE	25,000
CHRISTINE E LYNN COLLEGE OF NURSING 777 GLADES ROAD BOCA RATON, FL 33431	NONE	PUBLIC CHARITY	MEDICAL	25,000
DAILY BREAD FOOD BANK 426 CALAREMORE DRIVE WEST PALM BEACH, FL 33401	NONE	PUBLIC CHARITY	PUBLIC WELFARE	10,000
DEERFIELD ACADEMY P O BOX 87 DEERFIELD, MA 01342	NONE	PUBLIC CHARITY	EDUCATION	125,000
FOOD FOR THE POOR 6401 LYONS ROAD COCONUT CREEK, FL 33073	NONE	PUBLIC CHARITY	PUBLIC WELFARE	10,000
GEORGE EASTMAN HOUSE 900 EAST AVENUE ROCHESTER, NY 14607	NONE	PUBLIC CHARITY	EDUCATION	90,900
JUNIOR LEAGUE OF BOCA RATON 261 NW 13TH STREET BOCA RATON, FL 33432	NONE	PUBLIC CHARITY	PUBLIC WELFARE	4,500
LITTLE SMILES 4611 OKEECHOBEE BLVD WEST PALM BEACH, FL 33417	NONE	PUBLIC CHARITY	PUBLIC WELFARE	5,000
MAKE A WISH FOUNDATION 4491 S STATE ROAD 7 SUITE 201 FT LAUDERDALE, FL 33314	NONE	PUBLIC CHARITY	PUBLIC WELFARE	5,000
PROCTOR ACADEMY 204 MAIN STREET ANDOVER, NH 03216	NONE	PUBLIC CHARITY	PUBLIC WELFARE	125,000
Total  3a				1,944,800

Form 990PF Part XV Line 3 - Grants and Contributions Paid During the Year or Approved for Future Payment

Recipient	If recipient is an individual, show any relationship to any foundation manager or substantial contributor	Foundation status of recipient	Purpose of grant or contribution	Amount
Name and address (home or business)				
a <i>Paid during the year</i>				
SALVATION ARMY 2100 PALM BEACH LAKES BLVD WEST PALM BEACH, FL 33409	NONE	PUBLIC CHARITY	PUBLIC WELFARE	10,000
ST AMBROSE CATHOLIC CHURCH 380 SOUTH FEDERAL HIGHWAY DEERFIELD BEACH, FL 33441	NONE	PUBLIC CHARITY	PUBLIC WELFARE	10,000
THE LORD'S PLACE 2808 NORTH AUSTRALIAN AVENUE WEST PALM BEACH, FL 33407	NONE	PUBLIC CHARITY	PUBLIC WELFARE	10,000
UM SYLVESTER COMPREHENSIVE CANCER CENTER 1475 NW 12TH AVENUE MIAMI, FL 33136	NONE	PUBLIC CHARITY	MEDICAL	1,177,400
UNIVERSITY OF MIAMI 1320 S DIXIE HIGHWAY CORAL GABLES, FL 33124	NONE	PUBLIC CHARITY	PUBLIC WELFARE	250,000
Total  3a				1,944,800

TY 2010 Accounting Fees Schedule

Name: HARCOURT M & VIRGINIA W SYLVESTER
FOUNDATION INC
EIN: 59-2018824

Category	Amount	Net Investment Income	Adjusted Net Income	Disbursements for Charitable Purposes
ACCOUNTING FEES	51,000	0		0

**TY 2010 Investments Corporate
Bonds Schedule**

Name: HARCOURT M & VIRGINIA W SYLVESTER
FOUNDATION INC
EIN: 59-2018824

TY 2010 Investments Corporate Bonds Schedule

Name of Bond	End of Year Book Value	End of Year Fair Market Value
FIXED INCOME OBLIGATIONS	4,636,817	6,940,231

**TY 2010 Investments Corporate
Stock Schedule**

Name: HARCOURT M & VIRGINIA W SYLVESTER
FOUNDATION INC
EIN: 59-2018824

Name of Stock	End of Year Book Value	End of Year Fair Market Value
EQUITIES AND MUTUAL FUNDS	19,884,168	20,494,042

TY 2010 Investments - Other Schedule

Name: HARCOURT M & VIRGINIA W SYLVESTER
FOUNDATION INC
EIN: 59-2018824

Category / Item	Listed at Cost or FMV	Book Value	End of Year Fair Market Value
MONEY MARKET FUNDS	AT COST	1,679,185	1,679,365

TY 2010 Legal Fees Schedule

Name: HARCOURT M & VIRGINIA W SYLVESTER
FOUNDATION INC
EIN: 59-2018824

Category	Amount	Net Investment Income	Adjusted Net Income	Disbursements for Charitable Purposes
LEGAL	12,974	0		0

TY 2010 Other Decreases Schedule

Name: HARCOURT M & VIRGINIA W SYLVESTER
FOUNDATION INC

EIN: 59-2018824

Description	Amount
PARTNERSHIP ACTIVITY NOT RECORDED ON BOOKS	266,831

TY 2010 Other Expenses Schedule

Name: HARCOURT M & VIRGINIA W SYLVESTER
FOUNDATION INC

EIN: 59-2018824

Description	Revenue and Expenses per Books	Net Investment Income	Adjusted Net Income	Disbursements for Charitable Purposes
OFFICE EXPENSE	3,245	0		0
FILING FEES	155	0		0
ADR FEES	3,612	3,612		0
K-1 PORTFOLIO DEDUCTIONS	39,339	39,339		0
K-1 INVESTMENT INTEREST EXPENSE	1,781	1,781		0

TY 2010 Other Income Schedule

Name: HARCOURT M & VIRGINIA W SYLVESTER
FOUNDATION INC

EIN: 59-2018824

Description	Revenue And Expenses Per Books	Net Investment Income	Adjusted Net Income
K-1 PORTFOLIO INCOME	547	547	547
WELLS FARGO - ACCRETION	1,148	1,148	1,148
CLASS ACTION AND OTHER INCOME	4,839	4,839	4,839

TY 2010 Other Increases Schedule

Name: HARCOURT M & VIRGINIA W SYLVESTER
FOUNDATION INC

EIN: 59-2018824

Description	Amount
OTHER TIMING DIFFERENCES	8,750

TY 2010 Other Professional Fees Schedule

Name: HARCOURT M & VIRGINIA W SYLVESTER
FOUNDATION INC

EIN: 59-2018824

Category	Amount	Net Investment Income	Adjusted Net Income	Disbursements for Charitable Purposes
INVESTMENT MGMT FEES	29,619	29,619		0
FIDUCIARY FEES	113,250	113,250		0

TY 2010 Taxes Schedule

Name: HARCOURT M & VIRGINIA W SYLVESTER
FOUNDATION INC

EIN: 59-2018824

Category	Amount	Net Investment Income	Adjusted Net Income	Disbursements for Charitable Purposes
FOREIGN TAX WITHHELD FROM DIVIDENDS	9,937	9,937		0
FOREIGN TAX WITHHELD FROM K-1	141	141		0