



See a Social Security Number? Say Something!
Report Privacy Problems to <https://public.resource.org/privacy>
Or call the IRS Identity Theft Hotline at 1-800-908-4490



Return of Private Foundation
or Section 4947(a)(1) Nonexempt Charitable Trust
Treated as a Private Foundation

2010

Note. The foundation may be able to use a copy of this return to satisfy state reporting requirements

For calendar year 2010, or tax year beginning 07/01, 2010, and ending 06/30, 2011

G Check all that apply: Initial return, Initial return of a former public charity, Final return, Amended return, Address change, Name change

Name of foundation: **MACOMBER FAMILY FOUNDATION**

Number and street (or P O box number if mail is not delivered to street address): **C/O JOHN D. MACOMBER, 2806 N STREET, NW**

City or town, state, and ZIP code: **WASHINGTON, DC 20007**

H Check type of organization: Section 501(c)(3) exempt private foundation, Section 4947(a)(1) nonexempt charitable trust, Other taxable private foundation

I Fair market value of all assets at end of year (from Part II, col (c), line 16) **\$ 758,684.**

J Accounting method: Cash, Accrual, Other (specify) _____

A Employer identification number: **83-0478666**

B Telephone number (see page 10 of the instructions): **(202) 338-0290**

C If exemption application is pending, check here


D 1. Foreign organizations, check here
2. Foreign organizations meeting the 85% test, check here and attach computation

E If private foundation status was terminated under section 507(b)(1)(A), check here

F If the foundation is in a 60-month termination under section 507(b)(1)(B), check here

Part I Analysis of Revenue and Expenses (The total of amounts in columns (b), (c), and (d) may not necessarily equal the amounts in column (a) (see page 11 of the instructions))		(a) Revenue and expenses per books	(b) Net investment income	(c) Adjusted net income	(d) Disbursements for charitable purposes (cash basis only)
Revenue	1 Contributions, gifts, grants, etc., received (attach schedule)	500,000.			
	2 Check <input type="checkbox"/> if the foundation is not required to attach Sch. B				
	3 Interest on savings and temporary cash investments				
	4 Dividends and interest from securities	11,934.	11,934.		ATCH 1
	5a Gross rents				
	b Net rental income or (loss)				
	6a Net gain or (loss) from sale of assets not on line 10	-17,343.			
	b Gross sales price for all assets on line 6a	345,665.			
	7 Capital gain net income (from Part IV, line 2)				
	8 Net short-term capital gain				
	9 Income modifications				
	10a Gross sales less returns and allowances				
b Less Cost of goods sold					
c Gross profit or (loss) (attach schedule)					
11 Other income (attach schedule)					
12 Total. Add lines 1 through 11	494,591.	11,934.			
Operating and Administrative Expenses	13 Compensation of officers, directors, trustees, etc.	0.			
	14 Other employee salaries and wages				
	15 Pension plans, employee benefits				
	16a Legal fees (attach schedule)				
	b Accounting fees (attach schedule) ATCH 2	4,950.	2,475.	0.	2,475.
	c Other professional fees (attach schedule) *	4,130.	4,130.		
	17 Interest				
	18 Taxes (attach schedule) (see page 14 of the instructions) *	382.	382.		
	19 Depreciation (attach schedule) and depletion				
	20 Occupancy				
	21 Travel, conferences, and meetings				
	22 Printing and publications				
	23 Other expenses (attach schedule) ATCH 5	157.	157.		
	24 Total operating and administrative expenses. Add lines 13 through 23	9,619.	7,144.	0.	2,475.
	25 Contributions, gifts, grants paid	6,000.			6,000.
26 Total expenses and disbursements. Add lines 24 and 25	15,619.	7,144.	0.	8,475.	
27 Subtract line 26 from line 12					
a Excess of revenue over expenses and disbursements	478,972.				
b Net investment income (if negative, enter -0-)		4,790.			
c Adjusted net income (if negative, enter -0-)					

SCANNED NOV 4 2011



Part II Balance Sheets		Attached schedules and amounts in the description column should be for end-of-year amounts only (See instructions)	Beginning of year	End of year	
			(a) Book Value	(b) Book Value	(c) Fair Market Value
Assets	1	Cash - non-interest-bearing	4,171.	11,330.	11,330.
	2	Savings and temporary cash investments			
	3	Accounts receivable ▶ Less allowance for doubtful accounts ▶			
	4	Pledges receivable ▶ Less allowance for doubtful accounts ▶			
	5	Grants receivable			
	6	Receivables due from officers, directors, trustees, and other disqualified persons (attach schedule) (see page 15 of the instructions)			
	7	Other notes and loans receivable (attach schedule) ▶ Less allowance for doubtful accounts ▶			
	8	Inventories for sale or use			
	9	Prepaid expenses and deferred charges			
	10 a	Investments - U S and state government obligations (attach schedule)			
	b	Investments - corporate stock (attach schedule) ATCH 6	236,205.	560,763.	586,450.
	c	Investments - corporate bonds (attach schedule)			
	11	Investments - land, buildings, and equipment basis Less accumulated depreciation (attach schedule) ▶			
	12	Investments - mortgage loans			
	13	Investments - other (attach schedule) ATCH 7	2,745.	150,000.	160,904.
	14	Land, buildings, and equipment basis Less accumulated depreciation (attach schedule) ▶			
15	Other assets (describe ▶)				
16	Total assets (to be completed by all filers - see the instructions Also, see page 1, item I)	243,121.	722,093.	758,684.	
Liabilities	17	Accounts payable and accrued expenses			
	18	Grants payable			
	19	Deferred revenue			
	20	Loans from officers, directors, trustees, and other disqualified persons			
	21	Mortgages and other notes payable (attach schedule)			
	22	Other liabilities (describe ▶)			
23	Total liabilities (add lines 17 through 22)		0.		
Net Assets or Fund Balances	Foundations that follow SFAS 117, check here ▶ <input type="checkbox"/>				
	and complete lines 24 through 26 and lines 30 and 31.				
	24	Unrestricted			
	25	Temporarily restricted			
	26	Permanently restricted			
	Foundations that do not follow SFAS 117, check here and complete lines 27 through 31. ▶ <input checked="" type="checkbox"/>				
	27	Capital stock, trust principal, or current funds	463,251.	463,251.	
28	Paid-in or capital surplus, or land, bldg, and equipment fund				
29	Retained earnings, accumulated income, endowment, or other funds	-220,130.	258,842.		
30	Total net assets or fund balances (see page 17 of the instructions)	243,121.	722,093.		
31	Total liabilities and net assets/fund balances (see page 17 of the instructions)	243,121.	722,093.		

Part III Analysis of Changes in Net Assets or Fund Balances

1	Total net assets or fund balances at beginning of year - Part II, column (a), line 30 (must agree with end-of-year figure reported on prior year's return)	1	243,121.
2	Enter amount from Part I, line 27a	2	478,972.
3	Other increases not included in line 2 (itemize) ▶	3	
4	Add lines 1, 2, and 3	4	722,093.
5	Decreases not included in line 2 (itemize) ▶	5	
6	Total net assets or fund balances at end of year (line 4 minus line 5) - Part II, column (b), line 30	6	722,093.

Part IV Capital Gains and Losses for Tax on Investment Income

(a) List and describe the kind(s) of property sold (e.g., real estate, 2-story brick warehouse, or common stock, 200 shs MLC Co)		(b) How acquired P-Purchase D-Donation	(c) Date acquired (mo., day, yr.)	(d) Date sold (mo., day, yr.)
1a	SEE PART IV SCHEDULE			
b				
c				
d				
e				
(e) Gross sales price	(f) Depreciation allowed (or allowable)	(g) Cost or other basis plus expense of sale	(h) Gain or (loss) (e) plus (f) minus (g)	
a				
b				
c				
d				
e				
Complete only for assets showing gain in column (h) and owned by the foundation on 12/31/69			(l) Gains (Col (h) gain minus col (k), but not less than -0-) or Losses (from col (h))	
(i) F.M.V. as of 12/31/69	(j) Adjusted basis as of 12/31/69	(k) Excess of col (i) over col (j), if any		
a				
b				
c				
d				
e				
2	Capital gain net income or (net capital loss)	{ If gain, also enter in Part I, line 7 If (loss), enter -0- in Part I, line 7 }	2	-17,343.
3	Net short-term capital gain or (loss) as defined in sections 1222(5) and (6) If gain, also enter in Part I, line 8, column (c) (see pages 13 and 17 of the instructions) If (loss), enter -0- in Part I, line 8.		3	

Part V Qualification Under Section 4940(e) for Reduced Tax on Net Investment Income

(For optional use by domestic private foundations subject to the section 4940(a) tax on net investment income)

If section 4940(d)(2) applies, leave this part blank

Was the foundation liable for the section 4942 tax on the distributable amount of any year in the base period? Yes No
 If "Yes," the foundation does not qualify under section 4940(e). Do not complete this part.

1 Enter the appropriate amount in each column for each year; see page 18 of the instructions before making any entries

(a) Base period years Calendar year (or tax year beginning in)	(b) Adjusted qualifying distributions	(c) Net value of noncharitable-use assets	(d) Distribution ratio (col (b) divided by col (c))
2009	13,000.	228,071.	0.057000
2008	59,981.	217,735.	0.275477
2007	60,000.	574,816.	0.104381
2006			
2005			
2	Total of line 1, column (d)		0.436858
3	Average distribution ratio for the 5-year base period - divide the total on line 2 by 5, or by the number of years the foundation has been in existence if less than 5 years		0.145619
4	Enter the net value of noncharitable-use assets for 2010 from Part X, line 5		515,697.
5	Multiply line 4 by line 3		75,095.
6	Enter 1% of net investment income (1% of Part I, line 27b)		48.
7	Add lines 5 and 6		75,143.
8	Enter qualifying distributions from Part XII, line 4 If line 8 is equal to or greater than line 7, check the box in Part VI, line 1b, and complete that part using a 1% tax rate. See the Part VI instructions on page 18		8,475.

Part VI Excise Tax Based on Investment Income (Section 4940(a), 4940(b), 4940(e), or 4948 - see page 18 of the instructions)

Table with 11 rows for excise tax calculations. Includes sub-rows 6a-6d for credits. Total tax due is 498, refunded 498.

Part VII-A Statements Regarding Activities

Table with 10 rows of activity statements. Includes questions about political campaigns, unrelated business income, and state reporting. Includes 'ATTACHMENT 8' in row 10.

Part VII-A Statements Regarding Activities (continued)

11 At any time during the year, did the foundation, directly or indirectly, own a controlled entity within the meaning of section 512(b)(13)? ... 12 Did the foundation acquire a direct or indirect interest in any applicable insurance contract before August 17, 2008? ... 13 Did the foundation comply with the public inspection requirements for its annual returns and exemption application? ... Website address N/A ... 14 The books are in care of JOHN D. MACOMBER Telephone no ... Located at 2806 N ST, NW WASHINGTON, DC ZIP + 4 20007 ... 15 Section 4947(a)(1) nonexempt charitable trusts filing Form 990-PF in lieu of Form 1041 - Check here ... 16 At any time during calendar year 2010, did the foundation have an interest in or a signature or other authority over a bank, securities, or other financial account in a foreign country? ...

Part VII-B Statements Regarding Activities for Which Form 4720 May Be Required

File Form 4720 if any item is checked in the "Yes" column, unless an exception applies.

1a During the year did the foundation (either directly or indirectly) (1) Engage in the sale or exchange, or leasing of property with a disqualified person? ... (2) Borrow money from, lend money to, or otherwise extend credit to (or accept it from) a disqualified person? ... (3) Furnish goods, services, or facilities to (or accept them from) a disqualified person? ... (4) Pay compensation to, or pay or reimburse the expenses of, a disqualified person? ... (5) Transfer any income or assets to a disqualified person (or make any of either available for the benefit or use of a disqualified person)? ... (6) Agree to pay money or property to a government official? ... 1b If any answer is "Yes" to 1a(1)-(6), did any of the acts fail to qualify under the exceptions described in Regulations section 53.4941(d)-3 or in a current notice regarding disaster assistance (see page 22 of the instructions)? ... Organizations relying on a current notice regarding disaster assistance check here ... 1c Did the foundation engage in a prior year in any of the acts described in 1a, other than excepted acts, that were not corrected before the first day of the tax year beginning in 2010? ... 2 Taxes on failure to distribute income (section 4942) (does not apply for years the foundation was a private operating foundation defined in section 4942(j)(3) or 4942(j)(5)) a At the end of tax year 2010, did the foundation have any undistributed income (lines 6d and 6e, Part XIII) for tax year(s) beginning before 2010? ... If "Yes," list the years ... b Are there any years listed in 2a for which the foundation is not applying the provisions of section 4942(a)(2) (relating to incorrect valuation of assets) to the year's undistributed income? ... c If the provisions of section 4942(a)(2) are being applied to any of the years listed in 2a, list the years here ... 3a Did the foundation hold more than a 2% direct or indirect interest in any business enterprise at any time during the year? ... b If "Yes," did it have excess business holdings in 2010 as a result of (1) any purchase by the foundation or disqualified persons after May 26, 1969, (2) the lapse of the 5-year period (or longer period approved by the Commissioner under section 4943(c)(7)) to dispose of holdings acquired by gift or bequest, or (3) the lapse of the 10-, 15-, or 20-year first phase holding period? ... 4a Did the foundation invest during the year any amount in a manner that would jeopardize its charitable purposes? ... b Did the foundation make any investment in a prior year (but after December 31, 1969) that could jeopardize its charitable purpose that had not been removed from jeopardy before the first day of the tax year beginning in 2010? ...

Part VII-B Statements Regarding Activities for Which Form 4720 May Be Required (continued)

5a During the year did the foundation pay or incur any amount to. (1) Carry on propaganda... (2) Influence the outcome of any specific public election... (3) Provide a grant to an individual for travel... (4) Provide a grant to an organization other than a charitable... (5) Provide for any purpose other than religious... b If any answer is "Yes" to 5a(1)-(5), did any of the transactions fail to qualify... c If the answer is "Yes" to question 5a(4), does the foundation claim exemption... 6a Did the foundation, during the year, receive any funds... 6b Did the foundation, during the year, pay premiums... 7a At any time during the tax year, was the foundation a party to a prohibited tax shelter transaction? 7b If "Yes," did the foundation receive any proceeds or have any net income...

Part VIII Information About Officers, Directors, Trustees, Foundation Managers, Highly Paid Employees, and Contractors

1 List all officers, directors, trustees, foundation managers and their compensation (see page 22 of the instructions).

Table with 5 columns: (a) Name and address, (b) Title, and average hours per week devoted to position, (c) Compensation (if not paid, enter -0-), (d) Contributions to employee benefit plans and deferred compensation, (e) Expense account, other allowances. Row 1: ATTACHMENT 9, 0, 0, 0.

2 Compensation of five highest-paid employees (other than those included on line 1 - see page 23 of the instructions). If none, enter "NONE."

Table with 5 columns: (a) Name and address of each employee paid more than \$50,000, (b) Title, and average hours per week devoted to position, (c) Compensation, (d) Contributions to employee benefit plans and deferred compensation, (e) Expense account, other allowances. Row 1: NONE.

Total number of other employees paid over \$50,000

Part VIII Information About Officers, Directors, Trustees, Foundation Managers, Highly Paid Employees, and Contractors (continued)

3 Five highest-paid independent contractors for professional services (see page 23 of the instructions). If none, enter "NONE."

(a) Name and address of each person paid more than \$50,000	(b) Type of service	(c) Compensation
NONE		
Total number of others receiving over \$50,000 for professional services		NONE

Part IX-A Summary of Direct Charitable Activities

List the foundation's four largest direct charitable activities during the tax year. Include relevant statistical information such as the number of organizations and other beneficiaries served, conferences convened, research papers produced, etc

	Expenses
1 N/A	
2	
3	
4	

Part IX-B Summary of Program-Related Investments (see page 24 of the instructions)

Describe the two largest program-related investments made by the foundation during the tax year on lines 1 and 2

	Amount
1 NONE	
2	
All other program-related investments See page 24 of the instructions	
3 NONE	
Total. Add lines 1 through 3	

Part X Minimum Investment Return (All domestic foundations must complete this part. Foreign foundations, see page 24 of the instructions.)

1	Fair market value of assets not used (or held for use) directly in carrying out charitable, etc., purposes		
a	Average monthly fair market value of securities	1a	493,333.
b	Average of monthly cash balances	1b	30,217.
c	Fair market value of all other assets (see page 25 of the instructions)	1c	0.
d	Total (add lines 1a, b, and c)	1d	523,550.
e	Reduction claimed for blockage or other factors reported on lines 1a and 1c (attach detailed explanation)	1e	
2	Acquisition indebtedness applicable to line 1 assets	2	0.
3	Subtract line 2 from line 1d	3	523,550.
4	Cash deemed held for charitable activities Enter 1 1/2 % of line 3 (for greater amount, see page 25 of the instructions)	4	7,853.
5	Net value of noncharitable-use assets. Subtract line 4 from line 3 Enter here and on Part V, line 4	5	515,697.
6	Minimum investment return. Enter 5% of line 5	6	25,785.

Part XI Distributable Amount (see page 25 of the instructions) (Section 4942(j)(3) and (j)(5) private operating foundations and certain foreign organizations check here and do not complete this part)

1	Minimum investment return from Part X, line 6	1	25,785.
2a	Tax on investment income for 2010 from Part VI, line 5	2a	96.
b	Income tax for 2010 (This does not include the tax from Part VI)	2b	
c	Add lines 2a and 2b	2c	96.
3	Distributable amount before adjustments Subtract line 2c from line 1	3	25,689.
4	Recoveries of amounts treated as qualifying distributions	4	
5	Add lines 3 and 4	5	25,689.
6	Deduction from distributable amount (see page 25 of the instructions)	6	
7	Distributable amount as adjusted Subtract line 6 from line 5 Enter here and on Part XIII, line 1	7	25,689.

Part XII Qualifying Distributions (see page 25 of the instructions)

1	Amounts paid (including administrative expenses) to accomplish charitable, etc., purposes		
a	Expenses, contributions, gifts, etc - total from Part I, column (d), line 26	1a	8,475.
b	Program-related investments - total from Part IX-B	1b	0.
2	Amounts paid to acquire assets used (or held for use) directly in carrying out charitable, etc., purposes	2	0.
3	Amounts set aside for specific charitable projects that satisfy the		
a	Suitability test (prior IRS approval required)	3a	0.
b	Cash distribution test (attach the required schedule)	3b	0.
4	Qualifying distributions. Add lines 1a through 3b Enter here and on Part V, line 8, and Part XIII, line 4	4	8,475.
5	Foundations that qualify under section 4940(e) for the reduced rate of tax on net investment income Enter 1% of Part I, line 27b (see page 26 of the instructions)	5	N/A
6	Adjusted qualifying distributions. Subtract line 5 from line 4	6	8,475.

Note: The amount on line 6 will be used in Part V, column (b), in subsequent years when calculating whether the foundation qualifies for the section 4940(e) reduction of tax in those years

Part XIII Undistributed Income (see page 26 of the instructions)

	(a) Corpus	(b) Years prior to 2009	(c) 2009	(d) 2010
1 Distributable amount for 2010 from Part XI, line 7				25,689.
2 Undistributed income, if any, as of the end of 2010				
a Enter amount for 2009 only				
b Total for prior years 20 08, 20 07, 20 06				
3 Excess distributions carryover, if any, to 2010				
a From 2005				
b From 2006				
c From 2007				39,200.
d From 2008				49,132.
e From 2009				1,622.
f Total of lines 3a through e	89,954.			
4 Qualifying distributions for 2010 from Part XII, line 4 ▶ \$ 8,475.				
a Applied to 2009, but not more than line 2a				
b Applied to undistributed income of prior years (Election required - see page 26 of the instructions)				
c Treated as distributions out of corpus (Election required - see page 26 of the instructions)				
d Applied to 2010 distributable amount				8,475.
e Remaining amount distributed out of corpus				0.
5 Excess distributions carryover applied to 2010 (If an amount appears in column (d), the same amount must be shown in column (a))	17,214.			17,214.
6 Enter the net total of each column as indicated below:				
a Corpus Add lines 3f, 4c, and 4e Subtract line 5	72,740.			
b Prior years' undistributed income Subtract line 4b from line 2b				
c Enter the amount of prior years' undistributed income for which a notice of deficiency has been issued, or on which the section 4942(a) tax has been previously assessed				
d Subtract line 6c from line 6b Taxable amount - see page 27 of the instructions				
e Undistributed income for 2009 Subtract line 4a from line 2a. Taxable amount - see page 27 of the instructions				
f Undistributed income for 2010 Subtract lines 4d and 5 from line 1 This amount must be distributed in 2011				
7 Amounts treated as distributions out of corpus to satisfy requirements imposed by section 170(b)(1)(F) or 4942(g)(3) (see page 27 of the instructions)				
8 Excess distributions carryover from 2005 not applied on line 5 or line 7 (see page 27 of the instructions)				
9 Excess distributions carryover to 2011. Subtract lines 7 and 8 from line 6a	72,740.			
10 Analysis of line 9				
a Excess from 2006				
b Excess from 2007				21,986.
c Excess from 2008				49,132.
d Excess from 2009				1,622.
e Excess from 2010				

Part XIV Private Operating Foundations (see page 27 of the instructions and Part VII-A, question 9) NOT APPLICABLE

- 1a If the foundation has received a ruling or determination letter that it is a private operating foundation, and the ruling is effective for 2010, enter the date of the ruling
b Check box to indicate whether the foundation is a private operating foundation described in section 4942(j)(3) or 4942(j)(5)

Table with 5 columns: (a) 2010, (b) 2009, (c) 2008, (d) 2007, (e) Total. Rows include: 2a Enter the lesser of the adjusted net income from Part I or the minimum investment return from Part X for each year listed; b 85% of line 2a; c Qualifying distributions from Part XII, line 4 for each year listed; d Amounts included in line 2c not used directly for active conduct of exempt activities; e Qualifying distributions made directly for active conduct of exempt activities; 3 Complete 3a, b, or c for the alternative test relied upon; a 'Assets' alternative test; b 'Endowment' alternative test; c 'Support' alternative test.

Part XV Supplementary Information (Complete this part only if the foundation had \$5,000 or more in assets at any time during the year - see page 28 of the instructions.)

- 1 Information Regarding Foundation Managers:
a List any managers of the foundation who have contributed more than 2% of the total contributions received by the foundation before the close of any tax year (but only if they have contributed more than \$5,000) (See section 507(d)(2). NONE
b List any managers of the foundation who own 10% or more of the stock of a corporation (or an equally large portion of the ownership of a partnership or other entity) of which the foundation has a 10% or greater interest NONE
2 Information Regarding Contribution, Grant, Gift, Loan, Scholarship, etc., Programs:
Check here [X] if the foundation only makes contributions to preselected charitable organizations and does not accept unsolicited requests for funds. If the foundation makes gifts, grants, etc (see page 28 of the instructions) to individuals or organizations under other conditions, complete items 2a, b, c, and d
a The name, address, and telephone number of the person to whom applications should be addressed
b The form in which applications should be submitted and information and materials they should include
c Any submission deadlines
d Any restrictions or limitations on awards, such as by geographical areas, charitable fields, kinds of institutions, or other factors

Part XV Supplementary Information (continued)

3 Grants and Contributions Paid During the Year or Approved for Future Payment

Recipient Name and address (home or business)	If recipient is an individual, show any relationship to any foundation manager or substantial contributor	Foundation status of recipient	Purpose of grant or contribution	Amount
<i>a Paid during the year</i> ATTACHMENT 10				
Total ▶ 3a				6,000.
<i>b Approved for future payment</i>				
Total ▶ 3b				

Schedule of Contributors

▶ Attach to Form 990, 990-EZ, or 990-PF.

2010

Name of the organization MACOMBER FAMILY FOUNDATION	Employer identification number 83-0478666
--	--

Organization type (check one)

Filers of:

Section:

Form 990 or 990-EZ

501(c)() (enter number) organization

4947(a)(1) nonexempt charitable trust not treated as a private foundation

527 political organization

Form 990-PF

501(c)(3) exempt private foundation

4947(a)(1) nonexempt charitable trust treated as a private foundation

501(c)(3) taxable private foundation

Check if your organization is covered by the **General Rule** or a **Special Rule**.

Note. Only a section 501(c)(7), (8), or (10) organization can check boxes for both the General Rule and a Special Rule. See instructions.

General Rule

For an organization filing Form 990, 990-EZ, or 990-PF that received, during the year, \$5,000 or more (in money or property) from any one contributor. Complete Parts I and II.

Special Rules

For a section 501(c)(3) organization filing Form 990 or 990-EZ that met the 33 1/3% support test of the regulations under sections 509(a)(1) and 170(b)(1)(A)(vi), and received from any one contributor, during the year, a contribution of the greater of (1) \$5,000 or (2) 2% of the amount on (i) Form 990, Part VIII, line 1h or (ii) Form 990-EZ, line 1. Complete Parts I and II.

For a section 501(c)(7), (8), or (10) organization filing Form 990 or 990-EZ that received from any one contributor, during the year, aggregate contributions of more than \$1,000 for use *exclusively* for religious, charitable, scientific, literary, or educational purposes, or the prevention of cruelty to children or animals. Complete Parts I, II, and III.

For a section 501(c)(7), (8), or (10) organization filing Form 990 or 990-EZ that received from any one contributor, during the year, contributions for use *exclusively* for religious, charitable, etc., purposes, but these contributions did not aggregate to more than \$1,000. If this box is checked, enter here the total contributions that were received during the year for an *exclusively* religious, charitable, etc., purpose. Do not complete any of the parts unless the **General Rule** applies to this organization because it received nonexclusively religious, charitable, etc., contributions of \$5,000 or more during the year. ▶ \$ _____

Caution. An organization that is not covered by the General Rule and/or the Special Rules does not file Schedule B (Form 990, 990-EZ, or 990-PF), but it **must** answer "No" on Part IV, line 2 of its Form 990, or check the box on line H of its Form 990-EZ, or on line 2 of its Form 990-PF, to certify that it does not meet the filing requirements of Schedule B (Form 990, 990-EZ, or 990-PF).

Name of organization **MACOMBER FAMILY FOUNDATION**

Employer identification number
83-0478666

Part I Contributors (see instructions)

(a) No.	(b) Name, address, and ZIP + 4	(c) Aggregate contributions	(d) Type of contribution
1	JOHN D. MACOMBER ----- 2806 N ST, NW ----- WASHINGTON, DC 20007 -----	\$ ----- 500,000.	Person <input checked="" type="checkbox"/> Payroll <input type="checkbox"/> Noncash <input type="checkbox"/> (Complete Part II if there is a noncash contribution)
-----	-----	\$ -----	Person <input type="checkbox"/> Payroll <input type="checkbox"/> Noncash <input type="checkbox"/> (Complete Part II if there is a noncash contribution)
-----	-----	\$ -----	Person <input type="checkbox"/> Payroll <input type="checkbox"/> Noncash <input type="checkbox"/> (Complete Part II if there is a noncash contribution)
-----	-----	\$ -----	Person <input type="checkbox"/> Payroll <input type="checkbox"/> Noncash <input type="checkbox"/> (Complete Part II if there is a noncash contribution)
-----	-----	\$ -----	Person <input type="checkbox"/> Payroll <input type="checkbox"/> Noncash <input type="checkbox"/> (Complete Part II if there is a noncash contribution)
-----	-----	\$ -----	Person <input type="checkbox"/> Payroll <input type="checkbox"/> Noncash <input type="checkbox"/> (Complete Part II if there is a noncash contribution)

**FORM 990-PF - PART IV
CAPITAL GAINS AND LOSSES FOR TAX ON INVESTMENT INCOME**

Kind of Property		Description				P or D	Date acquired	Date sold
Gross sale price less expenses of sale	Depreciation allowed/ allowable	Cost or other basis	FMV as of 12/31/69	Adj basis as of 12/31/69	Excess of FMV over adj basis		Gain or (loss)	
260.		5 SHS AMER TOWER CORP CL PROPERTY TYPE: SECURITIES 202.				P	12/14/2009	06/27/2011 58.
156.		3 SHS AMER TOWER CORP CL PROPERTY TYPE: SECURITIES 121.				P	12/14/2009	02/02/2011 35.
694.		12 SHS AMGEN INC PROPERTY TYPE: SECURITIES 683.				P	12/14/2009	06/27/2011 11.
680.		22 SHS AT&T INC PROPERTY TYPE: SECURITIES 617.				P	12/14/2009	06/27/2011 63.
490.		17 SHS AT&T INC PROPERTY TYPE: SECURITIES 476.				P	12/14/2009	03/25/2011 14.
393.		9 SHS AUTODESK INC PROPERTY TYPE: SECURITIES 214.				P	12/14/2009	03/25/2011 179.
644.		15 SHS AUTODESK INC PROPERTY TYPE: SECURITIES 358.				P	12/14/2009	02/02/2011 286.
1,697.		30 SHS BED BATH & BEYOND INC PROPERTY TYPE: SECURITIES 1,180.				P	01/26/2010	06/27/2011 517.
851.		27 SHS BEST BUY CO INC PROPERTY TYPE: SECURITIES 1,210.				P	12/14/2009	06/27/2011 -359.
70.		2 SHS BEST BUY CO INC PROPERTY TYPE: SECURITIES 90.				P	12/14/2009	02/02/2011 -20.
654.		11 SHS CELGENE CORP PROPERTY TYPE: SECURITIES 593.				P	12/14/2009	06/27/2011 61.
556.		10 SHS CELGENE CORP PROPERTY TYPE: SECURITIES 539.				P	12/14/2009	03/25/2011 17.

**FORM 990-PF - PART IV
CAPITAL GAINS AND LOSSES FOR TAX ON INVESTMENT INCOME**

Kind of Property		Description				P or D	Date acquired	Date sold
Gross sale price less expenses of sale	Depreciation allowed/ allowable	Cost or other basis	FMV as of 12/31/69	Adj basis as of 12/31/69	Excess of FMV over adj basis		Gain or (loss)	
4,871.		225 SHS CISCO SYSTEMS INC PROPERTY TYPE: SECURITIES 5,422.				P	12/14/2009	02/02/2011 -551.
1,246.		21 SHS COACH INC PROPERTY TYPE: SECURITIES 766.				P	12/14/2009	06/27/2011 480.
1,199.		15 SHS COSTCO WHOLESALE CORP PROPERTY TYPE: SECURITIES 890.				P	12/14/2009	06/27/2011 309.
450.		21 SHS INTEL CORP PROPERTY TYPE: SECURITIES 420.				P	12/14/2009	06/27/2011 30.
238.		11 SHS INTEL CORP PROPERTY TYPE: SECURITIES 220.				P	12/14/2009	02/02/2011 18.
814.		5 SHS INTL BUSINESS MACH PROPERTY TYPE: SECURITIES 649.				P	12/14/2009	02/02/2011 165.
504.		3 SHS INTL BUSINESS MACH PROPERTY TYPE: SECURITIES 390.				P	12/14/2009	06/27/2011 114.
984.		36 SHS LOWES COMPANIES INC PROPERTY TYPE: SECURITIES 866.				P	12/14/2009	03/25/2011 118.
661.		8 SHS NIKE INC CL B PROPERTY TYPE: SECURITIES 510.				P	12/14/2009	06/27/2011 151.
466.		14 SHS ORACLE CORP PROPERTY TYPE: SECURITIES 325.				P	12/14/2009	02/02/2011 141.
818.		15 SHS QUALCOMM INC PROPERTY TYPE: SECURITIES 672.				P	12/14/2009	02/02/2011 146.
275.		5 SHS QUALCOMM INC PROPERTY TYPE: SECURITIES 224.				P	12/14/2009	06/27/2011 51.

**FORM 990-PF - PART IV
CAPITAL GAINS AND LOSSES FOR TAX ON INVESTMENT INCOME**

Kind of Property		Description				P or D	Date acquired	Date sold
Gross sale price less expenses of sale	Depreciation allowed/ allowable	Cost or other basis	FMV as of 12/31/69	Adj basis as of 12/31/69	Excess of FMV over adj basis		Gain or (loss)	
370.		6 SHS RESEARCH IN MOTION LTD PROPERTY TYPE: SECURITIES 388.				P	12/14/2009	02/02/2011 -18.
1,611.		62 SHS RESEARCH IN MOTION LTD PROPERTY TYPE: SECURITIES 4,006.				P	12/14/2009	06/20/2011 -2,395.
156.		6 SHS RESEARCH IN MOTION LTD PROPERTY TYPE: SECURITIES 350.				P	06/08/2010	06/20/2011 -194.
409.		11 SHS VERIZON COMMUNICATIONS INC PROPERTY TYPE: SECURITIES 349.				P	12/14/2009	03/25/2011 60.
144.		4 SHS VERIZON COMMUNICATIONS INC PROPERTY TYPE: SECURITIES 127.				P	12/14/2009	02/02/2011 17.
2,230.		92 SHS ALLEGHENY ENERGY INC PROPERTY TYPE: SECURITIES 4,903.				P	08/01/2007	09/28/2010 -2,673.
457.		23 SHS ANGLO AMERN PLC PROPERTY TYPE: SECURITIES 220.				P	11/14/2008	09/23/2010 237.
762.		38 SHS ANGLO AMERN PLC PROPERTY TYPE: SECURITIES 364.				P	11/14/2008	09/28/2010 398.
680.		34 SHS ANGLO AMERN PLC PROPERTY TYPE: SECURITIES 326.				P	11/14/2008	09/24/2010 354.
822.		41 SHS ANGLO AMERN PLC PROPERTY TYPE: SECURITIES 434.				P	04/15/2009	09/28/2010 388.
1,083.		54 SHS ANGLO AMERN PLC PROPERTY TYPE: SECURITIES 571.				P	04/16/2009	09/28/2010 512.
912.		2000 SHS BEIJING CAPITAL INTL ARPT CO LT PROPERTY TYPE: SECURITIES 3,339.				P	08/09/2007	09/29/2010 -2,427.

**FORM 990-PF - PART IV
CAPITAL GAINS AND LOSSES FOR TAX ON INVESTMENT INCOME**

Kind of Property		Description				P or D	Date acquired	Date sold
Gross sale price less expenses of sale	Depreciation allowed/ allowable	Cost or other basis	FMV as of 12/31/69	Adj basis as of 12/31/69	Excess of FMV over adj basis		Gain or (loss)	
5,394.		65 SHS BERKSHIRE HATHAWAY INC PROPERTY TYPE: SECURITIES 4,674.				P	08/01/2007	09/28/2010 720.
436.		7 SHS BHP BILLITON LTD PROPERTY TYPE: SECURITIES 528.				P	07/30/2008	07/02/2010 -92.
7,279.		259 SHS BROOKFIELD ASSET MGMT INC LTD PROPERTY TYPE: SECURITIES 8,459.				P	08/01/2007	09/28/2010 -1,180.
3,562.		93 SHS CARNIVAL CORP PROPERTY TYPE: SECURITIES 3,539.				P	09/04/2008	09/28/2010 23.
530.		17 SHS CARNIVAL CORP PROPERTY TYPE: SECURITIES 647.				P	09/04/2008	08/31/2010 -117.
2,312.		83 SHS CENOVUS ENERGY INC PROPERTY TYPE: SECURITIES 2,470.				P	08/01/2007	09/28/2010 -158.
2,579.		43 SHS CHINA LIFE INSURANCE CO PROPERTY TYPE: SECURITIES 2,073.				P	03/19/2009	09/28/2010 506.
2,531.		174 SHS CHINA UNICOM HONG KONG LTD PROPERTY TYPE: SECURITIES 2,181.				P	11/14/2008	09/28/2010 350.
2,648.		10 SHS CME GROUP INC PROPERTY TYPE: SECURITIES 1,800.				P	03/03/2009	09/28/2010 848.
3,060.		16 SHS CNOOC LTD PROPERTY TYPE: SECURITIES 1,840.				P	08/01/2007	09/28/2010 1,220.
1,341.		109 SHS EL PASO CORP PROPERTY TYPE: SECURITIES 1,804.				P	08/01/2007	09/28/2010 -463.
641.		52 SHS EL PASO CORP PROPERTY TYPE: SECURITIES 861.				P	08/01/2007	09/24/2010 -220.

**FORM 990-PF - PART IV
CAPITAL GAINS AND LOSSES FOR TAX ON INVESTMENT INCOME**

Kind of Property		Description				P or D	Date acquired	Date sold
Gross sale price less expenses of sale	Depreciation allowed/allowable	Cost or other basis	FMV as of 12/31/69	Adj basis as of 12/31/69	Excess of FMV over adj basis		Gain or (loss)	
2,362.		83 SHS ENCANA CORP CAD PROPERTY TYPE: SECURITIES 2,622.				P	08/01/2007	09/28/2010 -260.
46.		162 SHS FANNIE MAE PROPERTY TYPE: SECURITIES 4,015.				P	03/05/2008	09/28/2010 -3,969.
2,402.		34 SHS GENZYME CORP PROPERTY TYPE: SECURITIES 1,865.				P	04/28/2009	09/21/2010 537.
3,381.		500 SHS HENDERSON LAND DEVELOPMENT CO LT PROPERTY TYPE: SECURITIES 1,721.				P	11/17/2008	09/29/2010 1,660.
3,757.		200 SHS HONG KONG EXCHANGE & CLEARING LT PROPERTY TYPE: SECURITIES 3,297.				P	08/09/2007	09/29/2010 460.
2,132.		43 SHS ICICI BANK LTD PROPERTY TYPE: SECURITIES 1,873.				P	08/01/2007	09/28/2010 259.
1,240.		25 SHS ICICI BANK LTD PROPERTY TYPE: SECURITIES 748.				P	06/19/2009	09/28/2010 492.
4,629.		124 SHS IMPERIAL OIL LTD PROPERTY TYPE: SECURITIES 5,785.				P	08/01/2007	09/28/2010 -1,156.
551.		19 SHS LEGG MASON INC PROPERTY TYPE: SECURITIES 1,387.				P	02/04/2008	08/04/2010 -836.
1,100.		38 SHS LEGG MASON INC PROPERTY TYPE: SECURITIES 2,774.				P	02/04/2008	07/28/2010 -1,674.
410.		15 SHS LEGG MASON INC PROPERTY TYPE: SECURITIES 1,095.				P	02/04/2008	07/20/2010 -685.
607.		21 SHS LEGG MASON INC PROPERTY TYPE: SECURITIES 1,533.				P	02/04/2008	07/08/2010 -926.

**FORM 990-PF - PART IV
CAPITAL GAINS AND LOSSES FOR TAX ON INVESTMENT INCOME**

Kind of Property		Description				P or D	Date acquired	Date sold
Gross sale price less expenses of sale	Depreciation allowed/ allowable	Cost or other basis	FMV as of 12/31/69	Adj basis as of 12/31/69	Excess of FMV over adj basis		Gain or (loss)	
2,136.		90 SHS LEUCADIA NATIONAL CORP PROPERTY TYPE: SECURITIES 3,340.				P	08/01/2007	09/28/2010 -1,204.
646.		71 SHS LONDON STOCK EXCHANGE GROUP PLC PROPERTY TYPE: SECURITIES 2,083.				P	08/09/2007	07/13/2010 -1,437.
196.		22 SHS LONDON STOCK EXCHANGE GROUP PLC PROPERTY TYPE: SECURITIES 646.				P	08/09/2007	07/12/2010 -450.
370.		41 SHS LONDON STOCK EXCHANGE GROUP PLC PROPERTY TYPE: SECURITIES 1,203.				P	08/09/2007	07/09/2010 -833.
469.		53 SHS LONDON STOCK EXCHANGE GROUP PLC PROPERTY TYPE: SECURITIES 1,555.				P	08/09/2007	07/08/2010 -1,086.
505.		59 SHS LONDON STOCK EXCHANGE GROUP PLC PROPERTY TYPE: SECURITIES 1,731.				P	08/09/2007	07/07/2010 -1,226.
1,595.		57 SHS MARKET VECTORS ETF TRUST GAMING E PROPERTY TYPE: SECURITIES 1,153.				P	05/15/2009	09/28/2010 442.
2,099.		75 SHS MARKET VECTORS ETF TRUST GAMING E PROPERTY TYPE: SECURITIES 1,592.				P	05/21/2009	09/28/2010 507.
446.		2 SHS MASTERCARD INC CL A PROPERTY TYPE: SECURITIES 546.				P	07/22/2008	09/28/2010 -100.
2,006.		9 SHS MASTERCARD INC CL A PROPERTY TYPE: SECURITIES 1,448.				P	02/24/2009	09/28/2010 558.
1,889.		95 SHS NASDAQ OMX GROUP PROPERTY TYPE: SECURITIES 2,868.				P	08/01/2007	09/28/2010 -979.
2,676.		93 SHS NYSE EURONEXT PROPERTY TYPE: SECURITIES 7,085.				P	08/01/2007	09/28/2010 -4,409.

**FORM 990-PF - PART IV
CAPITAL GAINS AND LOSSES FOR TAX ON INVESTMENT INCOME**

Kind of Property		Description				P or D	Date acquired	Date sold
Gross sale price less expenses of sale	Depreciation allowed/ allowable	Cost or other basis	FMV as of 12/31/69	Adj. basis as of 12/31/69	Excess of FMV over adj. basis		Gain or (loss)	
701.		34 SHS OAO GAZPROM LEVEL 1 PROPERTY TYPE: SECURITIES 1,443.				P	08/01/2007	09/28/2010 -742.
1,031.		50 SHS OAO GAZPROM LEVEL 2 PROPERTY TYPE: SECURITIES 2,134.				P	09/13/2007	09/28/2010 -1,103.
527.		10 SHS PHILIP MORRIS INTL INC PROPERTY TYPE: SECURITIES 390.				P	11/14/2008	08/10/2010 137.
1,120.		24 SHS PHILIP MORRIS INTL INC PROPERTY TYPE: SECURITIES 935.				P	11/14/2008	07/07/2010 185.
554.		10 SHS PHILIP MORRIS INTL INC PROPERTY TYPE: SECURITIES 390.				P	11/14/2008	09/15/2010 164.
1,075.		20 SHS PHILIP MORRIS INTL INC PROPERTY TYPE: SECURITIES 779.				P	11/14/2008	09/08/2010 296.
1,020.		20 SHS PHILIP MORRIS INTL INC PROPERTY TYPE: SECURITIES 779.				P	11/14/2008	08/27/2010 241.
581.		11 SHS PHILIP MORRIS INTL INC PROPERTY TYPE: SECURITIES 429.				P	11/14/2008	08/18/2010 152.
369.		8 SHS RIO TINTO PLC SPON ADR PROPERTY TYPE: SECURITIES 791.				P	08/01/2008	07/07/2010 -422.
40.		11 SHS RRI ENERGY INC PROPERTY TYPE: SECURITIES 289.				P	08/01/2007	09/28/2010 -249.
1,152.		320 SHS RRI ENERGY INC PROPERTY TYPE: SECURITIES 1,433.				P	04/13/2009	09/28/2010 -281.
367.		102 SHS RRI ENERGY INC PROPERTY TYPE: SECURITIES 455.				P	04/14/2009	09/28/2010 -88.

**FORM 990-PF - PART IV
CAPITAL GAINS AND LOSSES FOR TAX ON INVESTMENT INCOME**

Kind of Property		Description				P or D	Date acquired	Date sold
Gross sale price less expenses of sale	Depreciation allowed/ allowable	Cost or other basis	FMV as of 12/31/69	Adj basis as of 12/31/69	Excess of FMV over adj basis		Gain or (loss)	
615.		19 SHS TIME WARNER INC NEW PROPERTY TYPE: SECURITIES 668.				P	09/02/2008	08/04/2010 -53.
802.		26 SHS TIME WARNER INC NEW PROPERTY TYPE: SECURITIES 914.				P	09/02/2008	09/01/2010 -112.
1,024.		34 SHS TIME WARNER INC NEW PROPERTY TYPE: SECURITIES 1,195.				P	09/02/2008	08/20/2010 -171.
499.		16 SHS TIME WARNER INC NEW PROPERTY TYPE: SECURITIES 562.				P	09/02/2008	08/17/2010 -63.
1,988.		23 SHS VORNADO REALTY TRUST PROPERTY TYPE: SECURITIES 748.				P	03/25/2009	09/28/2010 1,240.
365.		7 SHS AMER TOWER CORP CL PROPERTY TYPE: SECURITIES 284.				P	12/14/2009	11/08/2010 81.
307.		6 SHS AMER TOWER CORP CL PROPERTY TYPE: SECURITIES 243.				P	12/14/2009	11/17/2010 64.
269.		5 SHS AMGEN INC PROPERTY TYPE: SECURITIES 284.				P	12/14/2009	11/17/2010 -15.
144.		5 SHS AT&T INC PROPERTY TYPE: SECURITIES 140.				P	12/14/2009	12/09/2010 4.
197.		7 SHS AT&T INC PROPERTY TYPE: SECURITIES 196.				P	12/14/2009	11/17/2010 1.
387.		11 SHS AUTODESK INC PROPERTY TYPE: SECURITIES 263.				P	12/14/2009	11/17/2010 124.
926.		26 SHS AUTODESK INC PROPERTY TYPE: SECURITIES 621.				P	12/14/2009	11/08/2010 305.

**FORM 990-PF - PART IV
CAPITAL GAINS AND LOSSES FOR TAX ON INVESTMENT INCOME**

Kind of Property		Description				P or D	Date acquired	Date sold
Gross sale price less expenses of sale	Depreciation allowed/allowable	Cost or other basis	FMV as of 12/31/69	Adj basis as of 12/31/69	Excess of FMV over adj basis		Gain or (loss)	
496.		13 SHS AUTODESK INC PROPERTY TYPE: SECURITIES 310.				P	12/14/2009	12/09/2010 186.
373.		8 SHS BED BATH & BEYOND INC PROPERTY TYPE: SECURITIES 315.				P	01/26/2010	12/09/2010 58.
261.		6 SHS BED BATH & BEYOND INC PROPERTY TYPE: SECURITIES 236.				P	01/26/2010	11/17/2010 25.
171.		4 SHS BEST BUY CO INC PROPERTY TYPE: SECURITIES 179.				P	12/14/2009	11/17/2010 -8.
299.		5 SHS CELGENE CORP PROPERTY TYPE: SECURITIES 270.				P	12/14/2009	11/17/2010 29.
108.		5 SHS CISCO SYSTEMS INC PROPERTY TYPE: SECURITIES 115.				P	06/08/2010	02/02/2011 -7.
455.		21 SHS CISCO SYSTEMS INC PROPERTY TYPE: SECURITIES 515.				P	11/08/2010	02/02/2011 -60.
866.		40 SHS CISCO SYSTEMS INC PROPERTY TYPE: SECURITIES 784.				P	11/17/2010	02/02/2011 82.
2,706.		125 SHS CISCO SYSTEMS INC PROPERTY TYPE: SECURITIES 2,463.				P	12/23/2010	02/02/2011 243.
457.		8 SHS COACH INC PROPERTY TYPE: SECURITIES 292.				P	12/14/2009	12/09/2010 165.
475.		9 SHS COACH INC PROPERTY TYPE: SECURITIES 328.				P	12/14/2009	11/17/2010 147.
794.		15 SHS COACH INC PROPERTY TYPE: SECURITIES 547.				P	12/14/2009	11/08/2010 247.

**FORM 990-PF - PART IV
CAPITAL GAINS AND LOSSES FOR TAX ON INVESTMENT INCOME**

Kind of Property		Description				P or D	Date acquired	Date sold
Gross sale price less expenses of sale	Depreciation allowed/allowable	Cost or other basis	FMV as of 12/31/69	Adj basis as of 12/31/69	Excess of FMV over adj basis		Gain or (loss)	
600.		9 SHS COSTCO WHOLESALE CORP PROPERTY TYPE: SECURITIES 534.				P	12/14/2009	11/17/2010 66.
353.		5 SHS COSTCO WHOLESALE CORP PROPERTY TYPE: SECURITIES 297.				P	12/14/2009	12/09/2010 56.
4.		0.61 SHS FRONTIER COMMUNICATIONS CORP PROPERTY TYPE: SECURITIES 5.				P	12/14/2009	07/02/2010 -1.
292.		38 SHS FRONTIER COMMUNICATIONS CORP PROPERTY TYPE: SECURITIES 338.				P	12/14/2009	08/03/2010 -46.
54.		7 SHS FRONTIER COMMUNICATIONS CORP PROPERTY TYPE: SECURITIES 51.				P	06/08/2010	08/03/2010 3.
7,756.		109 SHS GENZYME CORP PROPERTY TYPE: SECURITIES 5,422.				P	12/14/2009	10/04/2010 2,334.
71.		1 SHS GENZYME CORP PROPERTY TYPE: SECURITIES 48.				P	06/08/2010	10/04/2010 23.
219.		10 SHS INTEL CORP PROPERTY TYPE: SECURITIES 200.				P	12/14/2009	12/09/2010 19.
358.		17 SHS INTEL CORP PROPERTY TYPE: SECURITIES 340.				P	12/14/2009	11/17/2010 18.
284.		2 SHS INTL BUSINESS MACH PROPERTY TYPE: SECURITIES 260.				P	12/14/2009	11/17/2010 24.
216.		6 SHS JOHNSON CONTROLS INC PROPERTY TYPE: SECURITIES 224.				P	11/08/2010	11/17/2010 -8.
958.		23 SHS JOHNSON CONTROLS INC PROPERTY TYPE: SECURITIES 859.				P	11/08/2010	03/25/2011 99.

**FORM 990-PF - PART IV
CAPITAL GAINS AND LOSSES FOR TAX ON INVESTMENT INCOME**

Kind of Property		Description				P or D	Date acquired	Date sold
Gross sale price less expenses of sale	Depreciation allowed/allowable	Cost or other basis	FMV as of 12/31/69	Adj basis as of 12/31/69	Excess of FMV over adj basis		Gain or (loss)	
383.		10 SHS JOHNSON CONTROLS INC PROPERTY TYPE: SECURITIES 373.				P	11/08/2010	12/09/2010 10.
955.		38 SHS LOWES COMPANIES INC PROPERTY TYPE: SECURITIES 915.				P	12/14/2009	12/09/2010 40.
300.		14 SHS LOWES COMPANIES INC PROPERTY TYPE: SECURITIES 337.				P	12/14/2009	11/17/2010 -37.
439.		5 SHS NIKE INC CL B PROPERTY TYPE: SECURITIES 319.				P	12/14/2009	12/09/2010 120.
327.		4 SHS NIKE INC CL B PROPERTY TYPE: SECURITIES 255.				P	12/14/2009	11/17/2010 72.
84.		1 SHS NIKE INC CL B PROPERTY TYPE: SECURITIES 64.				P	12/14/2009	11/08/2010 20.
5,033.		327 SHS NVIDIA CORP PROPERTY TYPE: SECURITIES 8,320.				P	02/02/2011	06/27/2011 -3,287.
1,432.		93 SHS NVIDIA CORP PROPERTY TYPE: SECURITIES 1,787.				P	03/25/2011	06/27/2011 -355.
263.		9 SHS ORACLE CORP PROPERTY TYPE: SECURITIES 209.				P	12/14/2009	12/09/2010 54.
252.		9 SHS ORACLE CORP PROPERTY TYPE: SECURITIES 209.				P	12/14/2009	11/17/2010 43.
842.		29 SHS ORACLE CORP PROPERTY TYPE: SECURITIES 674.				P	12/14/2009	11/08/2010 168.
98.		2 SHS QUALCOMM INC PROPERTY TYPE: SECURITIES 90.				P	12/14/2009	12/09/2010 8.

**FORM 990-PF - PART IV
CAPITAL GAINS AND LOSSES FOR TAX ON INVESTMENT INCOME**

Kind of Property		Description				P or D	Date acquired	Date sold
Gross sale price less expenses of sale	Depreciation allowed/ allowable	Cost or other basis	FMV as of 12/31/69	Adj basis as of 12/31/69	Excess of FMV over adj basis		Gain or (loss)	
481.		10 SHS QUALCOMM INC PROPERTY TYPE: SECURITIES 448.				P	12/14/2009	11/17/2010 33.
957.		20 SHS QUALCOMM INC PROPERTY TYPE: SECURITIES 896.				P	12/14/2009	11/08/2010 61.
507.		9 SHS RESEARCH IN MOTION LTD PROPERTY TYPE: SECURITIES 581.				P	12/14/2009	11/17/2010 -74.
428.		7 SHS RESEARCH IN MOTION LTD PROPERTY TYPE: SECURITIES 452.				P	12/14/2009	12/09/2010 -24.
520.		20 SHS RESEARCH IN MOTION LTD PROPERTY TYPE: SECURITIES 1,124.				P	11/08/2010	06/20/2011 -604.
1,195.		46 SHS RESEARCH IN MOTION LTD PROPERTY TYPE: SECURITIES 2,700.				P	12/23/2010	06/20/2011 -1,505.
182.		7 SHS RESEARCH IN MOTION LTD PROPERTY TYPE: SECURITIES 400.				P	03/25/2011	06/20/2011 -218.
500.		9 SHS TARGET CORP PROPERTY TYPE: SECURITIES 427.				P	12/14/2009	11/17/2010 73.
416.		7 SHS TARGET CORP PROPERTY TYPE: SECURITIES 332.				P	12/14/2009	12/09/2010 84.
99.		3 SHS VERIZON COMMUNICATIONS INC PROPERTY TYPE: SECURITIES 95.				P	12/14/2009	11/08/2010 4.
202.		6 SHS VERIZON COMMUNICATIONS INC PROPERTY TYPE: SECURITIES 190.				P	12/14/2009	12/09/2010 12.
357.		11 SHS VERIZON COMMUNICATIONS INC PROPERTY TYPE: SECURITIES 349.				P	12/14/2009	11/17/2010 8.

**FORM 990-PF - PART IV
CAPITAL GAINS AND LOSSES FOR TAX ON INVESTMENT INCOME**

Kind of Property		Description				P or D	Date acquired	Date sold
Gross sale price less expenses of sale	Depreciation allowed/allowable	Cost or other basis	FMV as of 12/31/69	Adj. basis as of 12/31/69	Excess of FMV over adj. basis		Gain or (loss)	
473.		3 SHS BLACKROCK INC PROPERTY TYPE: SECURITIES 606.				P	04/06/2010	07/13/2010 -133.
789.		5 SHS BLACKROCK INC PROPERTY TYPE: SECURITIES 826.				P	05/21/2010	07/13/2010 -37.
218.		5 SHS BOK FINANCIAL CORP PROPERTY TYPE: SECURITIES 234.				P	03/12/2010	09/28/2010 -16.
218.		5 SHS BOK FINANCIAL CORP PROPERTY TYPE: SECURITIES 249.				P	03/16/2010	09/28/2010 -31.
44.		1 SHS BOK FINANCIAL CORP PROPERTY TYPE: SECURITIES 50.				P	03/17/2010	09/28/2010 -6.
396.		21 SHS CB RICHARD ELLIS GROUP INC PROPERTY TYPE: SECURITIES 263.				P	02/11/2010	09/28/2010 133.
528.		28 SHS CB RICHARD ELLIS GROUP INC PROPERTY TYPE: SECURITIES 353.				P	02/12/2010	09/28/2010 175.
132.		7 SHS CB RICHARD ELLIS GROUP INC PROPERTY TYPE: SECURITIES 91.				P	02/16/2010	09/28/2010 41.
566.		30 SHS CB RICHARD ELLIS GROUP INC PROPERTY TYPE: SECURITIES 387.				P	02/17/2010	09/28/2010 179.
209.		21 SHS DE LA RUE PLC GBP PROPERTY TYPE: SECURITIES 327.				P	12/09/2009	09/29/2010 -118.
209.		21 SHS DE LA RUE PLC GBP PROPERTY TYPE: SECURITIES 334.				P	12/10/2009	09/29/2010 -125.
507.		51 SHS DE LA RUE PLC GBP PROPERTY TYPE: SECURITIES 804.				P	12/23/2009	09/29/2010 -297.

**FORM 990-PF - PART IV
CAPITAL GAINS AND LOSSES FOR TAX ON INVESTMENT INCOME**

Kind of Property		Description				P or D	Date acquired	Date sold
Gross sale price less expenses of sale	Depreciation allowed/ allowable	Cost or other basis	FMV as of 12/31/69	Adj basis as of 12/31/69	Excess of FMV over adj basis		Gain or (loss)	
109.		11 SHS DE LA RUE PLC GBP PROPERTY TYPE: SECURITIES 174.				P	12/30/2009	09/29/2010 -65.
99.		10 SHS DE LA RUE PLC GBP PROPERTY TYPE: SECURITIES 161.				P	01/12/2010	09/29/2010 -62.
348.		35 SHS DE LA RUE PLC GBP PROPERTY TYPE: SECURITIES 574.				P	01/15/2010	09/29/2010 -226.
608.		19 SHS DREAMWORKS ANIMATION SKG CL PROPERTY TYPE: SECURITIES 551.				P	06/25/2010	09/28/2010 57.
640.		20 SHS DREAMWORKS ANIMATION SKG CL PROPERTY TYPE: SECURITIES 580.				P	06/30/2010	09/28/2010 60.
428.		34 SHS FOREST CITY ENTERPRISES INC PROPERTY TYPE: SECURITIES 474.				P	03/25/2010	09/28/2010 -46.
441.		35 SHS FOREST CITY ENTERPRISES INC PROPERTY TYPE: SECURITIES 542.				P	04/16/2010	09/28/2010 -101.
252.		20 SHS FOREST CITY ENTERPRISES INC PROPERTY TYPE: SECURITIES 288.				P	05/06/2010	09/28/2010 -36.
352.		28 SHS FOREST CITY ENTERPRISES INC PROPERTY TYPE: SECURITIES 396.				P	05/07/2010	09/28/2010 -44.
592.		47 SHS FOREST CITY ENTERPRISES INC PROPERTY TYPE: SECURITIES 535.				P	07/09/2010	09/28/2010 57.
290.		23 SHS FOREST CITY ENTERPRISES INC PROPERTY TYPE: SECURITIES 257.				P	08/26/2010	09/28/2010 33.
264.		21 SHS FOREST CITY ENTERPRISES INC PROPERTY TYPE: SECURITIES 236.				P	08/27/2010	09/28/2010 28.

**FORM 990-PF - PART IV
CAPITAL GAINS AND LOSSES FOR TAX ON INVESTMENT INCOME**

Kind of Property		Description				P or D	Date acquired	Date sold
Gross sale price less expenses of sale	Depreciation allowed/allowable	Cost or other basis	FMV as of 12/31/69	Adj basis as of 12/31/69	Excess of FMV over adj basis		Gain or (loss)	
345.		11 SHS FRANCO NEV CORP CAD PROPERTY TYPE: SECURITIES 321.				P	07/16/2010	09/28/2010 24.
188.		6 SHS FRANCO NEV CORP CAD PROPERTY TYPE: SECURITIES 172.				P	07/19/2010	09/28/2010 16.
345.		11 SHS FRANCO NEV CORP CAD PROPERTY TYPE: SECURITIES 352.				P	08/04/2010	09/28/2010 -7.
219.		7 SHS FRANCO NEV CORP CAD PROPERTY TYPE: SECURITIES 226.				P	08/05/2010	09/28/2010 -7.
595.		19 SHS FRANCO NEV CORP CAD PROPERTY TYPE: SECURITIES 597.				P	09/16/2010	09/28/2010 -2.
25.		1 SHS GREENLIGHT CAPITAL RE LTD PROPERTY TYPE: SECURITIES 26.				P	03/24/2010	09/28/2010 -1.
275.		11 SHS GREENLIGHT CAPITAL RE LTD PROPERTY TYPE: SECURITIES 285.				P	03/25/2010	09/28/2010 -10.
125.		5 SHS GREENLIGHT CAPITAL RE LTD PROPERTY TYPE: SECURITIES 129.				P	04/08/2010	09/28/2010 -4.
75.		3 SHS GREENLIGHT CAPITAL RE LTD PROPERTY TYPE: SECURITIES 78.				P	04/09/2010	09/28/2010 -3.
625.		25 SHS GREENLIGHT CAPITAL RE LTD PROPERTY TYPE: SECURITIES 590.				P	05/21/2010	09/28/2010 35.
3,220.		171 SHS GRUPO TELEVISA PROPERTY TYPE: SECURITIES 3,489.				P	10/26/2009	09/28/2010 -269.
676.		100 SHS HENDERSON LAND DEVELOPMENT CO LT PROPERTY TYPE: SECURITIES 636.				P	09/10/2010	09/29/2010 40.

**FORM 990-PF - PART IV
CAPITAL GAINS AND LOSSES FOR TAX ON INVESTMENT INCOME**

Kind of Property		Description				P or D	Date acquired	Date sold
Gross sale price less expenses of sale	Depreciation allowed/allowable	Cost or other basis	FMV as of 12/31/69	Adj basis as of 12/31/69	Excess of FMV over adj basis		Gain or (loss)	
431.		14 SHS JARDEN CORP PROPERTY TYPE: SECURITIES 484.				P	03/11/2010	09/28/2010 -53.
370.		12 SHS JARDEN CORP PROPERTY TYPE: SECURITIES 415.				P	03/12/2010	09/28/2010 -45.
523.		17 SHS JARDEN CORP PROPERTY TYPE: SECURITIES 518.				P	06/21/2010	09/28/2010 5.
154.		5 SHS JARDEN CORP PROPERTY TYPE: SECURITIES 138.				P	07/09/2010	09/28/2010 16.
277.		9 SHS JARDEN CORP PROPERTY TYPE: SECURITIES 252.				P	07/12/2010	09/28/2010 25.
616.		20 SHS JARDEN CORP PROPERTY TYPE: SECURITIES 556.				P	08/06/2010	09/28/2010 60.
154.		5 SHS JARDEN CORP PROPERTY TYPE: SECURITIES 135.				P	08/27/2010	09/28/2010 19.
431.		14 SHS JARDEN CORP PROPERTY TYPE: SECURITIES 379.				P	08/30/2010	09/28/2010 52.
400.		13 SHS JARDEN CORP PROPERTY TYPE: SECURITIES 377.				P	09/09/2010	09/28/2010 23.
308.		10 SHS JARDEN CORP PROPERTY TYPE: SECURITIES 292.				P	09/10/2010	09/28/2010 16.
585.		19 SHS JARDEN CORP PROPERTY TYPE: SECURITIES 581.				P	09/28/2010	09/28/2010 4.
261.		8 SHS LENDER PROCESSING SERVICES INC PROPERTY TYPE: SECURITIES 343.				P	12/22/2009	09/28/2010 -82.

**FORM 990-PF - PART IV
CAPITAL GAINS AND LOSSES FOR TAX ON INVESTMENT INCOME**

Kind of Property		Description				P or D	Date acquired	Date sold
Gross sale price less expenses of sale	Depreciation allowed/allowable	Cost or other basis	FMV as of 12/31/69	Adj basis as of 12/31/69	Excess of FMV over adj basis		Gain or (loss)	
751.		23 SHS LENDER PROCESSING SERVICES INC PROPERTY TYPE: SECURITIES 979.				P	12/23/2009	09/28/2010 -228.
196.		6 SHS LENDER PROCESSING SERVICES INC PROPERTY TYPE: SECURITIES 255.				P	12/24/2009	09/28/2010 -59.
229.		7 SHS LENDER PROCESSING SERVICES INC PROPERTY TYPE: SECURITIES 299.				P	12/28/2009	09/28/2010 -70.
163.		5 SHS LENDER PROCESSING SERVICES INC PROPERTY TYPE: SECURITIES 211.				P	12/29/2009	09/28/2010 -48.
327.		10 SHS LENDER PROCESSING SERVICES INC PROPERTY TYPE: SECURITIES 418.				P	12/30/2009	09/28/2010 -91.
686.		21 SHS LENDER PROCESSING SERVICES INC PROPERTY TYPE: SECURITIES 868.				P	12/31/2009	09/28/2010 -182.
617.		26 SHS LEUCADIA NATIONAL CORP PROPERTY TYPE: SECURITIES 624.				P	05/06/2010	09/28/2010 -7.
664.		28 SHS LEUCADIA NATIONAL CORP PROPERTY TYPE: SECURITIES 564.				P	08/24/2010	09/28/2010 100.
949.		40 SHS LEUCADIA NATIONAL CORP PROPERTY TYPE: SECURITIES 802.				P	08/25/2010	09/28/2010 147.
475.		20 SHS LEUCADIA NATIONAL CORP PROPERTY TYPE: SECURITIES 407.				P	08/26/2010	09/28/2010 68.
680.		13 SHS LIBERTY MEDIA CAPITAL CORP PROPERTY TYPE: SECURITIES 527.				P	06/10/2010	09/28/2010 153.
627.		12 SHS LIBERTY MEDIA CAPITAL CORP PROPERTY TYPE: SECURITIES 536.				P	06/22/2010	09/28/2010 91.

**FORM 990-PF - PART IV
CAPITAL GAINS AND LOSSES FOR TAX ON INVESTMENT INCOME**

Kind of Property		Description				P or D	Date acquired	Date sold
Gross sale price less expenses of sale	Depreciation allowed/allowable	Cost or other basis	FMV as of 12/31/69	Adj. basis as of 12/31/69	Excess of FMV over adj basis		Gain or (loss)	
523.		10 SHS LIBERTY MEDIA CAPITAL CORP PROPERTY TYPE: SECURITIES 450.				P	07/13/2010	09/28/2010 73.
627.		12 SHS LIBERTY MEDIA CAPITAL CORP PROPERTY TYPE: SECURITIES 568.				P	08/05/2010	09/28/2010 59.
575.		11 SHS LIBERTY MEDIA CAPITAL CORP PROPERTY TYPE: SECURITIES 511.				P	08/12/2010	09/28/2010 64.
523.		10 SHS LIBERTY MEDIA CAPITAL CORP PROPERTY TYPE: SECURITIES 488.				P	09/03/2010	09/28/2010 35.
565.		15 SHS LOEWS CORP PROPERTY TYPE: SECURITIES 544.				P	07/14/2010	09/28/2010 21.
527.		14 SHS LOEWS CORP PROPERTY TYPE: SECURITIES 533.				P	08/04/2010	09/28/2010 -6.
565.		15 SHS LOEWS CORP PROPERTY TYPE: SECURITIES 560.				P	08/11/2010	09/28/2010 5.
527.		14 SHS LOEWS CORP PROPERTY TYPE: SECURITIES 514.				P	08/19/2010	09/28/2010 13.
565.		15 SHS LOEWS CORP PROPERTY TYPE: SECURITIES 525.				P	08/26/2010	09/28/2010 40.
602.		16 SHS LOEWS CORP PROPERTY TYPE: SECURITIES 575.				P	09/02/2010	09/28/2010 27.
438.		6 SHS SEARS HOLDINGS CORP PROPERTY TYPE: SECURITIES 719.				P	04/28/2010	09/28/2010 -281.
438.		6 SHS SEARS HOLDINGS CORP PROPERTY TYPE: SECURITIES 530.				P	05/28/2010	09/28/2010 -92.

**FORM 990-PF - PART IV
CAPITAL GAINS AND LOSSES FOR TAX ON INVESTMENT INCOME**

Kind of Property		Description				P or D	Date acquired	Date sold
Gross sale price less expenses of sale	Depreciation allowed/allowable	Cost or other basis	FMV as of 12/31/69	Adj basis as of 12/31/69	Excess of FMV over adj basis		Gain or (loss)	
511.		7 SHS SEARS HOLDINGS CORP PROPERTY TYPE: SECURITIES 573.				P	06/15/2010	09/28/2010 -62.
146.		2 SHS SEARS HOLDINGS CORP PROPERTY TYPE: SECURITIES 147.				P	06/23/2010	09/28/2010 -1.
438.		6 SHS SEARS HOLDINGS CORP PROPERTY TYPE: SECURITIES 435.				P	06/24/2010	09/28/2010 3.
730.		10 SHS SEARS HOLDINGS CORP PROPERTY TYPE: SECURITIES 630.				P	07/02/2010	09/28/2010 100.
511.		7 SHS SEARS HOLDINGS CORP PROPERTY TYPE: SECURITIES 432.				P	07/08/2010	09/28/2010 79.
584.		8 SHS SEARS HOLDINGS CORP PROPERTY TYPE: SECURITIES 513.				P	07/16/2010	09/28/2010 71.
657.		9 SHS SEARS HOLDINGS CORP PROPERTY TYPE: SECURITIES 571.				P	07/21/2010	09/28/2010 86.
584.		8 SHS SEARS HOLDINGS CORP PROPERTY TYPE: SECURITIES 555.				P	07/28/2010	09/28/2010 29.
511.		7 SHS SEARS HOLDINGS CORP PROPERTY TYPE: SECURITIES 503.				P	08/06/2010	09/28/2010 8.
20.		120 SHS WTS HENDERSON LAND PROPERTY TYPE: SECURITIES 0.				P	06/02/2010	07/27/2010 20.
501.		11 SHS ABBOTT LABS PROPERTY TYPE: SECURITIES 584.				P	10/05/2010	02/08/2011 -83.
239.		5 SHS ABBOTT LABS PROPERTY TYPE: SECURITIES 265.				P	10/05/2010	01/11/2011 -26.

**FORM 990-PF - PART IV
CAPITAL GAINS AND LOSSES FOR TAX ON INVESTMENT INCOME**

Kind of Property		Description				P or D	Date acquired	Date sold
Gross sale price less expenses of sale	Depreciation allowed/ allowable	Cost or other basis	FMV as of 12/31/69	Adj basis as of 12/31/69	Excess of FMV over adj basis		Gain or (loss)	
684.		15 SHS ABBOTT LABS PROPERTY TYPE: SECURITIES 791.				P	10/06/2010	02/08/2011 -107.
775.		17 SHS ABBOTT LABS PROPERTY TYPE: SECURITIES 904.				P	10/12/2010	02/08/2011 -129.
775.		17 SHS ABBOTT LABS PROPERTY TYPE: SECURITIES 900.				P	10/14/2010	02/08/2011 -125.
182.		4 SHS ABBOTT LABS PROPERTY TYPE: SECURITIES 200.				P	11/09/2010	02/08/2011 -18.
319.		7 SHS ABBOTT LABS PROPERTY TYPE: SECURITIES 332.				P	12/13/2010	02/08/2011 -13.
1,459.		32 SHS ABBOTT LABS PROPERTY TYPE: SECURITIES 1,530.				P	12/23/2010	02/08/2011 -71.
88.		1 SHS AIR PROD & CHEMICAL INC PROPERTY TYPE: SECURITIES 86.				P	11/09/2010	01/11/2011 2.
94.		2 SHS ASTRAZENECA PLC PROPERTY TYPE: SECURITIES 103.				P	10/05/2010	01/11/2011 -9.
677.		14 SHS ASTRAZENECA PLC PROPERTY TYPE: SECURITIES 723.				P	10/05/2010	03/07/2011 -46.
773.		16 SHS ASTRAZENECA PLC PROPERTY TYPE: SECURITIES 824.				P	10/06/2010	03/07/2011 -51.
822.		17 SHS ASTRAZENECA PLC PROPERTY TYPE: SECURITIES 890.				P	10/12/2010	03/07/2011 -68.
822.		17 SHS ASTRAZENECA PLC PROPERTY TYPE: SECURITIES 907.				P	10/14/2010	03/07/2011 -85.

**FORM 990-PF - PART IV
CAPITAL GAINS AND LOSSES FOR TAX ON INVESTMENT INCOME**

Kind of Property		Description				P or D	Date acquired	Date sold
Gross sale price less expenses of sale	Depreciation allowed/ allowable	Cost or other basis	FMV as of 12/31/69	Adj basis as of 12/31/69	Excess of FMV over adj basis		Gain or (loss)	
193.		4 SHS ASTRAZENECA PLC PROPERTY TYPE: SECURITIES 198.				P	11/09/2010	03/07/2011 -5.
193.		4 SHS ASTRAZENECA PLC PROPERTY TYPE: SECURITIES 195.				P	12/13/2010	03/07/2011 -2.
1,595.		33 SHS ASTRAZENECA PLC PROPERTY TYPE: SECURITIES 1,526.				P	12/23/2010	03/07/2011 69.
690.		10 SHS BOEING COMPANY PROPERTY TYPE: SECURITIES 691.				P	11/09/2010	01/11/2011 -1.
227.		3 SHS BRITISH AMER TOBACCO PLC PROPERTY TYPE: SECURITIES 226.				P	10/05/2010	01/11/2011 1.
78.		1 SHS BRITISH AMER TOBACCO PLC PROPERTY TYPE: SECURITIES 75.				P	10/05/2010	11/09/2010 3.
517.		6 SHS BRITISH AMER TOBACCO PLC PROPERTY TYPE: SECURITIES 453.				P	10/05/2010	06/20/2011 64.
46.		-1 SHS CALL ABBOTT LABS DUE 05/21/11 PROPERTY TYPE: SECURITIES 24.				P	02/08/2011	01/26/2011 22.
125.		-1 SHS CALL ASTRAZENECA PLC SPO DUE 07/11 PROPERTY TYPE: SECURITIES 185.				P	03/07/2011	01/12/2011 -60.
83.		-1 SHS CALL GENL MILLS INC DUE 04/16/11 PROPERTY TYPE: SECURITIES 0.				P	04/18/2011	12/14/2010 83.
72.		-1 SHS CALL HOME DEPOT INC DUE 05/21/11 PROPERTY TYPE: SECURITIES 0.				P	05/23/2011	01/26/2011 72.
111.		-1 SHS CALL ILLINOIS TOOL WORKS DUE 06/11 PROPERTY TYPE: SECURITIES 0.				P	06/20/2011	01/26/2011 111.

**FORM 990-PF - PART IV
CAPITAL GAINS AND LOSSES FOR TAX ON INVESTMENT INCOME**

Kind of Property		Description				P or D	Date acquired	Date sold
Gross sale price less expenses of sale	Depreciation allowed/ allowable	Cost or other basis	FMV as of 12/31/69	Adj basis as of 12/31/69	Excess of FMV over adj basis		Gain or (loss)	
75.		-1 SHS CALL OMNICOM GROUP INC DUE 07/16/ PROPERTY TYPE: SECURITIES 15.				P	05/10/2011	03/09/2011 60.
115.		-1 SHS CALL RAYTHEON CO NEW DUE 05/21/11 PROPERTY TYPE: SECURITIES 0.				P	05/23/2011	01/12/2011 115.
50.		-2 SHS CALL TELEFONOS DE MEXICO DUE 05/2 PROPERTY TYPE: SECURITIES 60.				P	12/14/2010	10/22/2010 -10.
80.		-1 SHS CALL UNILEVER PLC AMER S DUE 02/1 PROPERTY TYPE: SECURITIES 0.				P	02/22/2011	10/22/2010 80.
188.		3 SHS COCA COLA CO COM PROPERTY TYPE: SECURITIES 179.				P	10/05/2010	11/09/2010 9.
78.		1 SHS COLGATE PALMOLIVE CO PROPERTY TYPE: SECURITIES 75.				P	10/05/2010	01/11/2011 3.
77.		1 SHS COLGATE PALMOLIVE CO PROPERTY TYPE: SECURITIES 75.				P	10/05/2010	11/09/2010 2.
266.		3 SHS COLGATE PALMOLIVE CO PROPERTY TYPE: SECURITIES 224.				P	10/05/2010	06/20/2011 42.
353.		5 SHS EXXON MOBIL CORP PROPERTY TYPE: SECURITIES 316.				P	10/05/2010	11/09/2010 37.
453.		6 SHS EXXON MOBIL CORP PROPERTY TYPE: SECURITIES 379.				P	10/05/2010	01/11/2011 74.
216.		6 SHS GENL MILLS INC PROPERTY TYPE: SECURITIES 223.				P	10/05/2010	01/11/2011 -7.
430.		13 SHS HOME DEPOT INC PROPERTY TYPE: SECURITIES 414.				P	10/05/2010	01/21/2011 16.

**FORM 990-PF - PART IV
CAPITAL GAINS AND LOSSES FOR TAX ON INVESTMENT INCOME**

Kind of Property		Description				P or D	Date acquired	Date sold
Gross sale price less expenses of sale	Depreciation allowed/allowable	Cost or other basis	FMV as of 12/31/69	Adj. basis as of 12/31/69	Excess of FMV over adj basis		Gain or (loss)	
280.		8 SHS HOME DEPOT INC PROPERTY TYPE: SECURITIES 254.				P	10/05/2010	01/11/2011 26.
173.		5 SHS HOME DEPOT INC PROPERTY TYPE: SECURITIES 159.				P	10/05/2010	12/13/2010 14.
31.		1 SHS HOME DEPOT INC PROPERTY TYPE: SECURITIES 32.				P	10/05/2010	11/09/2010 -1.
861.		26 SHS HOME DEPOT INC PROPERTY TYPE: SECURITIES 823.				P	10/06/2010	01/21/2011 38.
960.		29 SHS HOME DEPOT INC PROPERTY TYPE: SECURITIES 911.				P	10/12/2010	01/21/2011 49.
960.		29 SHS HOME DEPOT INC PROPERTY TYPE: SECURITIES 897.				P	10/14/2010	01/21/2011 63.
99.		3 SHS HOME DEPOT INC PROPERTY TYPE: SECURITIES 105.				P	12/23/2010	01/21/2011 -6.
103.		2 SHS ILLINOIS TOOL WORKS INC PROPERTY TYPE: SECURITIES 96.				P	10/05/2010	12/13/2010 7.
124.		2 SHS JOHNSON & JOHNSON COM PROPERTY TYPE: SECURITIES 126.				P	10/05/2010	01/11/2011 -2.
165.		2 SHS MCDONALDS CORP PROPERTY TYPE: SECURITIES 153.				P	03/07/2011	06/20/2011 12.
106.		3 SHS MEDTRONIC INC PROPERTY TYPE: SECURITIES 102.				P	10/05/2010	11/09/2010 4.
601.		16 SHS MEDTRONIC INC PROPERTY TYPE: SECURITIES 543.				P	10/05/2010	01/21/2011 58.

**FORM 990-PF - PART IV
CAPITAL GAINS AND LOSSES FOR TAX ON INVESTMENT INCOME**

Kind of Property		Description				P or D	Date acquired	Date sold
Gross sale price less expenses of sale	Depreciation allowed/ allowable	Cost or other basis	FMV as of 12/31/69	Adj basis as of 12/31/69	Excess of FMV over adj basis		Gain or (loss)	
219.		6 SHS MEDTRONIC INC PROPERTY TYPE: SECURITIES 204.				P	10/05/2010	01/11/2011 15.
901.		24 SHS MEDTRONIC INC PROPERTY TYPE: SECURITIES 804.				P	10/06/2010	01/21/2011 97.
1,014.		27 SHS MEDTRONIC INC PROPERTY TYPE: SECURITIES 898.				P	10/12/2010	01/21/2011 116.
1,014.		27 SHS MEDTRONIC INC PROPERTY TYPE: SECURITIES 900.				P	10/14/2010	01/21/2011 114.
225.		6 SHS MEDTRONIC INC PROPERTY TYPE: SECURITIES 222.				P	12/23/2010	01/21/2011 3.
1,500.		36 SHS MEDTRONIC INC PROPERTY TYPE: SECURITIES 1,332.				P	12/23/2010	05/20/2011 168.
2,667.		64 SHS MEDTRONIC INC PROPERTY TYPE: SECURITIES 2,420.				P	01/25/2011	05/20/2011 247.
143.		3 SHS NATIONAL GRID PLC PROPERTY TYPE: SECURITIES 135.				P	10/05/2010	06/20/2011 8.
131.		3 SHS NATIONAL GRID PLC PROPERTY TYPE: SECURITIES 135.				P	10/05/2010	01/11/2011 -4.
93.		2 SHS NATIONAL GRID PLC PROPERTY TYPE: SECURITIES 90.				P	10/05/2010	11/09/2010 3.
114.		2 SHS NESTLE S A SPONSORED PROPERTY TYPE: SECURITIES 109.				P	10/05/2010	11/09/2010 5.
311.		5 SHS NESTLE S A SPONSORED PROPERTY TYPE: SECURITIES 272.				P	10/05/2010	06/20/2011 39.

**FORM 990-PF - PART IV
CAPITAL GAINS AND LOSSES FOR TAX ON INVESTMENT INCOME**

Kind of Property		Description				P or D	Date acquired	Date sold
Gross sale price less expenses of sale	Depreciation allowed/ allowable	Cost or other basis	FMV as of 12/31/69	Adj basis as of 12/31/69	Excess of FMV over adj basis		Gain or (loss)	
175.		5 SHS NORTHEAST UTILITIES PROPERTY TYPE: SECURITIES 151.				P	10/05/2010	06/20/2011 24.
158.		5 SHS NORTHEAST UTILITIES PROPERTY TYPE: SECURITIES 151.				P	10/05/2010	01/11/2011 7.
156.		5 SHS NORTHEAST UTILITIES PROPERTY TYPE: SECURITIES 151.				P	10/05/2010	11/09/2010 5.
228.		4 SHS NOVARTIS AG SPON ADR PROPERTY TYPE: SECURITIES 232.				P	10/05/2010	01/11/2011 -4.
309.		18 SHS NTT DOCOMO INC PROPERTY TYPE: SECURITIES 310.				P	10/05/2010	01/11/2011 -1.
17.		1 SHS NTT DOCOMO INC PROPERTY TYPE: SECURITIES 17.				P	10/05/2010	11/09/2010
972.		21 SHS OMNICOM GROUP INC PROPERTY TYPE: SECURITIES 845.				P	10/05/2010	11/09/2010 127.
926.		20 SHS OMNICOM GROUP INC PROPERTY TYPE: SECURITIES 798.				P	10/06/2010	11/09/2010 128.
1,018.		22 SHS OMNICOM GROUP INC PROPERTY TYPE: SECURITIES 894.				P	10/12/2010	11/09/2010 124.
1,018.		22 SHS OMNICOM GROUP INC PROPERTY TYPE: SECURITIES 905.				P	10/14/2010	11/09/2010 113.
1,774.		37 SHS OMNICOM GROUP INC PROPERTY TYPE: SECURITIES 1,812.				P	03/07/2011	05/10/2011 -38.
3,187.		67 SHS OMNICOM GROUP INC PROPERTY TYPE: SECURITIES 3,282.				P	03/07/2011	05/11/2011 -95.

**FORM 990-PF - PART IV
CAPITAL GAINS AND LOSSES FOR TAX ON INVESTMENT INCOME**

Kind of Property		Description				P or D	Date acquired	Date sold
Gross sale price less expenses of sale	Depreciation allowed/ allowable	Cost or other basis	FMV as of 12/31/69	Adj. basis as of 12/31/69	Excess of FMV over adj. basis		Gain or (loss)	
651.		35 SHS PEARSON PLC PROPERTY TYPE: SECURITIES 549.				P	10/05/2010	06/20/2011 102.
31.		2 SHS PEARSON PLC PROPERTY TYPE: SECURITIES 31.				P	10/05/2010	01/11/2011
199.		3 SHS PEPSICO INC PROPERTY TYPE: SECURITIES 203.				P	10/05/2010	01/11/2011 -4.
93.		1 SHS PRAXAIR INC PROPERTY TYPE: SECURITIES 91.				P	10/05/2010	01/11/2011 2.
92.		1 SHS PRAXAIR INC PROPERTY TYPE: SECURITIES 91.				P	10/05/2010	11/09/2010 1.
102.		1 SHS PRAXAIR INC PROPERTY TYPE: SECURITIES 91.				P	10/05/2010	06/20/2011 11.
191.		3 SHS PROCTER & GAMBLE CO PROPERTY TYPE: SECURITIES 182.				P	10/05/2010	01/11/2011 9.
194.		3 SHS PROCTER & GAMBLE CO PROPERTY TYPE: SECURITIES 182.				P	10/05/2010	11/09/2010 12.
240.		5 SHS RAYTHEON CO PROPERTY TYPE: SECURITIES 228.				P	10/05/2010	11/09/2010 12.
639.		13 SHS RAYTHEON CO PROPERTY TYPE: SECURITIES 594.				P	10/05/2010	01/11/2011 45.
709.		20 SHS ROCHE HLDG LTD PROPERTY TYPE: SECURITIES 710.				P	10/05/2010	03/07/2011 -1.
35.		1 SHS ROCHE HLDG LTD PROPERTY TYPE: SECURITIES 36.				P	10/05/2010	01/11/2011 -1.

**FORM 990-PF - PART IV
CAPITAL GAINS AND LOSSES FOR TAX ON INVESTMENT INCOME**

Kind of Property		Description				P or D	Date acquired	Date sold
Gross sale price less expenses of sale	Depreciation allowed/ allowable	Cost or other basis	FMV as of 12/31/69	Adj basis as of 12/31/69	Excess of FMV over adj basis		Gain or (loss)	
146.		4 SHS ROCHE HLDG LTD PROPERTY TYPE: SECURITIES 142.				P	10/05/2010	11/09/2010 4.
815.		23 SHS ROCHE HLDG LTD PROPERTY TYPE: SECURITIES 828.				P	10/06/2010	03/07/2011 -13.
886.		25 SHS ROCHE HLDG LTD PROPERTY TYPE: SECURITIES 887.				P	10/12/2010	03/07/2011 -1.
886.		25 SHS ROCHE HLDG LTD PROPERTY TYPE: SECURITIES 904.				P	10/14/2010	03/07/2011 -18.
213.		6 SHS ROCHE HLDG LTD PROPERTY TYPE: SECURITIES 220.				P	12/13/2010	03/07/2011 -7.
1,525.		43 SHS ROCHE HLDG LTD PROPERTY TYPE: SECURITIES 1,554.				P	12/23/2010	03/07/2011 -29.
3,845.		100 SHS SANOFI SPON ADR PROPERTY TYPE: SECURITIES 3,537.				P	03/07/2011	05/10/2011 308.
671.		18 SHS SANOFI SPON ADR PROPERTY TYPE: SECURITIES 637.				P	03/07/2011	06/20/2011 34.
155.		10 SHS TELEFONOS DE MEXICO S A PROPERTY TYPE: SECURITIES 152.				P	10/05/2010	11/09/2010 3.
747.		47 SHS TELEFONOS DE MEXICO S A PROPERTY TYPE: SECURITIES 715.				P	10/05/2010	12/13/2010 32.
858.		54 SHS TELEFONOS DE MEXICO S A PROPERTY TYPE: SECURITIES 828.				P	10/06/2010	12/13/2010 30.
985.		62 SHS TELEFONOS DE MEXICO S A PROPERTY TYPE: SECURITIES 922.				P	10/12/2010	12/13/2010 63.

**FORM 990-PF - PART IV
CAPITAL GAINS AND LOSSES FOR TAX ON INVESTMENT INCOME**

Kind of Property		Description				P or D	Date acquired	Date sold
Gross sale price less expenses of sale	Depreciation allowed/ allowable	Cost or other basis	FMV as of 12/31/69	Adj. basis as of 12/31/69	Excess of FMV over adj basis		Gain or (loss)	
969.		61 SHS TELEFONOS DE MEXICO S A PROPERTY TYPE: SECURITIES 921.				P	10/14/2010	12/13/2010 48.
712.		37 SHS TESCO PLC PROPERTY TYPE: SECURITIES 768.				P	10/05/2010	04/11/2011 -56.
100.		5 SHS TESCO PLC PROPERTY TYPE: SECURITIES 104.				P	10/05/2010	01/11/2011 -4.
751.		39 SHS TESCO PLC PROPERTY TYPE: SECURITIES 823.				P	10/06/2010	04/11/2011 -72.
847.		44 SHS TESCO PLC PROPERTY TYPE: SECURITIES 917.				P	10/12/2010	04/11/2011 -70.
847.		44 SHS TESCO PLC PROPERTY TYPE: SECURITIES 924.				P	10/14/2010	04/11/2011 -77.
96.		5 SHS TESCO PLC PROPERTY TYPE: SECURITIES 100.				P	11/09/2010	04/11/2011 -4.
38.		2 SHS TESCO PLC PROPERTY TYPE: SECURITIES 41.				P	12/13/2010	04/11/2011 -3.
1,482.		77 SHS TESCO PLC PROPERTY TYPE: SECURITIES 1,548.				P	12/23/2010	04/11/2011 -66.
671.		11 SHS TOTAL S.A. FRANCE PROPERTY TYPE: SECURITIES 585.				P	10/05/2010	03/07/2011 86.
213.		4 SHS TOTAL S.A. FRANCE PROPERTY TYPE: SECURITIES 213.				P	10/05/2010	01/11/2011
55.		1 SHS TOTAL S.A. FRANCE PROPERTY TYPE: SECURITIES 53.				P	10/05/2010	11/09/2010 2.

**FORM 990-PF - PART IV
CAPITAL GAINS AND LOSSES FOR TAX ON INVESTMENT INCOME**

Kind of Property		Description				P or D	Date acquired	Date sold
Gross sale price less expenses of sale	Depreciation allowed/ allowable	Cost or other basis	FMV as of 12/31/69	Adj basis as of 12/31/69	Excess of FMV over adj basis		Gain or (loss)	
915.		15 SHS TOTAL S.A. FRANCE PROPERTY TYPE: SECURITIES 808.				P	10/06/2010	03/07/2011 107.
1,036.		17 SHS TOTAL S.A. FRANCE PROPERTY TYPE: SECURITIES 897.				P	10/12/2010	03/07/2011 139.
976.		16 SHS TOTAL S.A. FRANCE PROPERTY TYPE: SECURITIES 874.				P	10/14/2010	03/07/2011 102.
305.		5 SHS TOTAL S.A. FRANCE PROPERTY TYPE: SECURITIES 266.				P	12/13/2010	03/07/2011 39.
1,768.		29 SHS TOTAL S.A. FRANCE PROPERTY TYPE: SECURITIES 1,538.				P	12/23/2010	03/07/2011 230.
151.		5 SHS UNILEVER PLC AMER PROPERTY TYPE: SECURITIES 147.				P	10/05/2010	11/09/2010 4.
711.		22 SHS UNILEVER PLC AMER PROPERTY TYPE: SECURITIES 647.				P	10/05/2010	05/11/2011 64.
59.		2 SHS UNILEVER PLC AMER PROPERTY TYPE: SECURITIES 59.				P	10/05/2010	01/11/2011
904.		28 SHS UNILEVER PLC AMER PROPERTY TYPE: SECURITIES 826.				P	10/06/2010	05/11/2011 78.
1,034.		32 SHS UNILEVER PLC AMER PROPERTY TYPE: SECURITIES 912.				P	10/12/2010	05/11/2011 122.
1,001.		31 SHS UNILEVER PLC AMER PROPERTY TYPE: SECURITIES 907.				P	10/14/2010	05/11/2011 94.
129.		4 SHS UNILEVER PLC AMER PROPERTY TYPE: SECURITIES 122.				P	12/13/2010	05/11/2011 7.

**FORM 990-PF - PART IV
CAPITAL GAINS AND LOSSES FOR TAX ON INVESTMENT INCOME**

Kind of Property		Description				P or D	Date acquired	Date sold
Gross sale price less expenses of sale	Depreciation allowed/ allowable	Cost or other basis	FMV as of 12/31/69	Adj. basis as of 12/31/69	Excess of FMV over adj basis		Gain or (loss)	
1,615.		50 SHS UNILEVER PLC AMER PROPERTY TYPE: SECURITIES 1,539.				P	12/23/2010	05/11/2011 76.
73.		1 SHS UNITED PARCEL SERVICE INC PROPERTY TYPE: SECURITIES 68.				P	10/05/2010	12/13/2010 5.
71.		1 SHS UNITED PARCEL SERVICE INC PROPERTY TYPE: SECURITIES 68.				P	10/05/2010	01/11/2011 3.
153.		2 SHS UNTD TECHNOLOGIES CORP PROPERTY TYPE: SECURITIES 145.				P	10/05/2010	11/09/2010 8.
86.		1 SHS UNTD TECHNOLOGIES CORP PROPERTY TYPE: SECURITIES 73.				P	10/05/2010	06/20/2011 13.
157.		2 SHS UNTD TECHNOLOGIES CORP PROPERTY TYPE: SECURITIES 145.				P	10/05/2010	01/11/2011 12.
3,156.		100 SHS VEOLIA ENVIRONNEMENT PROPERTY TYPE: SECURITIES 2,880.				P	11/09/2010	04/15/2011 276.
28.		1 SHS VEOLIA ENVIRONNEMENT PROPERTY TYPE: SECURITIES 29.				P	11/09/2010	01/11/2011 -1.
893.		15 SHS WPP PLC PROPERTY TYPE: SECURITIES 836.				P	10/05/2010	11/09/2010 57.
833.		14 SHS WPP PLC PROPERTY TYPE: SECURITIES 782.				P	10/06/2010	11/09/2010 51.
952.		16 SHS WPP PLC PROPERTY TYPE: SECURITIES 891.				P	10/12/2010	11/09/2010 61.
952.		16 SHS WPP PLC PROPERTY TYPE: SECURITIES 916.				P	10/14/2010	11/09/2010 36.

**FORM 990-PF - PART IV
CAPITAL GAINS AND LOSSES FOR TAX ON INVESTMENT INCOME**

Kind of Property		Description				P or D	Date acquired	Date sold
Gross sale price less expenses of sale	Depreciation allowed/ allowable	Cost or other basis	FMV as of 12/31/69	Adj basis as of 12/31/69	Excess of FMV over adj basis		Gain or (loss)	
351.		4 SHS 3M CO PROPERTY TYPE: SECURITIES 355.				P	10/05/2010	01/11/2011 -4.
828.		62 SHS CALAMOS CV OPPORTUNITIES & INCOME PROPERTY TYPE: SECURITIES 808.				P	12/30/2010	02/16/2011 20.
332.		25 SHS CALAMOS CV OPPORTUNITIES & INCOME PROPERTY TYPE: SECURITIES 326.				P	12/30/2010	02/18/2011 6.
706.		53 SHS CALAMOS CV OPPORTUNITIES & INCOME PROPERTY TYPE: SECURITIES 691.				P	12/30/2010	02/17/2011 15.
466.		36 SHS CALAMOS CV OPPORTUNITIES & INCOME PROPERTY TYPE: SECURITIES 469.				P	12/30/2010	02/24/2011 -3.
259.		20 SHS CALAMOS CV OPPORTUNITIES & INCOME PROPERTY TYPE: SECURITIES 261.				P	12/30/2010	02/24/2011 -2.
284.		22 SHS CALAMOS CV OPPORTUNITIES & INCOME PROPERTY TYPE: SECURITIES 287.				P	12/30/2010	02/24/2011 -3.
39.		3 SHS CALAMOS CV OPPORTUNITIES & INCOME PROPERTY TYPE: SECURITIES 39.				P	12/30/2010	02/23/2011
685.		53 SHS CALAMOS CV OPPORTUNITIES & INCOME PROPERTY TYPE: SECURITIES 691.				P	12/30/2010	02/23/2011 -6.
327.		25 SHS CALAMOS CV OPPORTUNITIES & INCOME PROPERTY TYPE: SECURITIES 326.				P	12/30/2010	02/22/2011 1.
326.		25 SHS CALAMOS CV OPPORTUNITIES & INCOME PROPERTY TYPE: SECURITIES 326.				P	12/30/2010	02/22/2011
65.		5 SHS CALAMOS CV OPPORTUNITIES & INCOME PROPERTY TYPE: SECURITIES 65.				P	12/30/2010	02/22/2011

**FORM 990-PF - PART IV
CAPITAL GAINS AND LOSSES FOR TAX ON INVESTMENT INCOME**

Kind of Property		Description				P or D	Date acquired	Date sold
Gross sale price less expenses of sale	Depreciation allowed/ allowable	Cost or other basis	FMV as of 12/31/69	Adj basis as of 12/31/69	Excess of FMV over adj basis		Gain or (loss)	
330.		25 SHS CALAMOS CV OPPORTUNITIES & INCOME PROPERTY TYPE: SECURITIES 326.				P	12/30/2010	02/18/2011 4.
333.		25 SHS CALAMOS CV OPPORTUNITIES & INCOME PROPERTY TYPE: SECURITIES 326.				P	12/30/2010	02/18/2011 7.
26.		2 SHS CALAMOS CV OPPORTUNITIES & INCOME PROPERTY TYPE: SECURITIES 26.				P	02/15/2011	02/24/2011
10,076.		1070.74 SHS EATON VANCE FLOATING RATE FU PROPERTY TYPE: SECURITIES 9,915.				P	12/30/2010	02/16/2011 161.
28.		3 SHS EATON VANCE FLOATING RATE FUND PROPERTY TYPE: SECURITIES 28.				P	01/31/2011	02/16/2011
49.		3.57 SHS FT TEMPLETON GLOBAL BOND PROPERTY TYPE: SECURITIES 48.				P	12/30/2010	05/23/2011 1.
39.		1 SHS ISHARES TRUST S&P U S PFD STOCK IN PROPERTY TYPE: SECURITIES 39.				P	12/30/2010	02/16/2011
2,702.		216.35 SHS LOOMIS SAYLES INVESTMENT GRAD PROPERTY TYPE: SECURITIES 2,609.				P	12/30/2010	06/10/2011 93.
81.		6.48 SHS LOOMIS SAYLES INVESTMENT GRADE PROPERTY TYPE: SECURITIES 78.				P	12/30/2010	05/23/2011 3.
9,961.		819.87 SHS LOOMIS SAYLES INVESTMENT GRAD PROPERTY TYPE: SECURITIES 9,888.				P	12/30/2010	02/16/2011 73.
5,133.		543.74 SHS NEUBERGER BERMAN HIGH INCOME PROPERTY TYPE: SECURITIES 5,106.				P	12/30/2010	06/10/2011 27.
5,269.		551.2 SHS NEUBERGER BERMAN HIGH INCOME B PROPERTY TYPE: SECURITIES 5,176.				P	12/30/2010	02/16/2011 93.

**FORM 990-PF - PART IV
CAPITAL GAINS AND LOSSES FOR TAX ON INVESTMENT INCOME**

Kind of Property		Description				P or D	Date acquired	Date sold
Gross sale price less expenses of sale	Depreciation allowed/allowable	Cost or other basis	FMV as of 12/31/69	Adj basis as of 12/31/69	Excess of FMV over adj basis		Gain or (loss)	
2,661.		317.5 SHS OPPENHEIMER SENIOR FLOATING RA PROPERTY TYPE: SECURITIES 2,673.				P	02/17/2011	06/10/2011 -12.
148.		18.07 SHS PUTNAM DIVERSIFIED INCOME TRUS PROPERTY TYPE: SECURITIES 146.				P	12/30/2010	02/16/2011 2.
347.		42.35 SHS PUTNAM DIVERSIFIED INCOME TRUS PROPERTY TYPE: SECURITIES 341.				P	12/30/2010	05/23/2011 6.
10,742.		938.2 SHS TCW EMERGING MARKETS INCOME FU PROPERTY TYPE: SECURITIES 10,395.				P	12/30/2010	05/23/2011 347.
2,481.		215.02 SHS THIRD AVENUE FOCUSED CREDIT I PROPERTY TYPE: SECURITIES 2,496.				P	02/17/2011	06/10/2011 -15.
4,442.		379.66 SHS THIRD AVENUE FOCUSED CREDIT I PROPERTY TYPE: SECURITIES 4,408.				P	02/17/2011	05/23/2011 34.
636.		99 SHS ADVANCED SEMICONDUCTOR ENGINEERIN PROPERTY TYPE: SECURITIES 563.				P	12/31/2010	01/26/2011 73.
2,280.		393 SHS ADVANCED SEMICONDUCTOR ENGINEERI PROPERTY TYPE: SECURITIES 2,236.				P	12/31/2010	05/27/2011 44.
99.		17 SHS ADVANCED SEMICONDUCTOR ENGINEERIN PROPERTY TYPE: SECURITIES 98.				P	02/24/2011	05/27/2011 1.
524.		50 SHS AKBANK T.A.S. PROPERTY TYPE: SECURITIES 562.				P	12/31/2010	04/26/2011 -38.
81.		2 SHS BANCO MACRO S.A PROPERTY TYPE: SECURITIES 99.				P	12/31/2010	02/24/2011 -18.
5.		0.6 SHS CIELO S A PROPERTY TYPE: SECURITIES 4.				P	12/31/2010	05/17/2011 1.

**FORM 990-PF - PART IV
CAPITAL GAINS AND LOSSES FOR TAX ON INVESTMENT INCOME**

Kind of Property		Description				P or D	Date acquired	Date sold
Gross sale price less expenses of sale	Depreciation allowed/ allowable	Cost or other basis	FMV as of 12/31/69	Adj. basis as of 12/31/69	Excess of FMV over adj basis		Gain or (loss)	
333.		54 SHS COMMERCIAL INTL BANK PROPERTY TYPE: SECURITIES 450.				P	12/31/2010	02/24/2011 -117.
82.		5 SHS COMPANHIA ENERGETICA DE MINAS GERA PROPERTY TYPE: SECURITIES 83.				P	12/31/2010	02/24/2011 -1.
469.		8 SHS FOMENTO ECONOMICO MEXICANO S.A.B. PROPERTY TYPE: SECURITIES 446.				P	12/31/2010	03/28/2011 23.
443.		7 SHS FOMENTO ECONOMICO MEXICANO S.A.B. PROPERTY TYPE: SECURITIES 390.				P	12/31/2010	04/20/2011 53.
695.		11 SHS FOMENTO ECONOMICO MEXICANO S.A.B. PROPERTY TYPE: SECURITIES 613.				P	12/31/2010	04/27/2011 82.
748.		12 SHS FOMENTO ECONOMICO MEXICANO S.A.B. PROPERTY TYPE: SECURITIES 669.				P	12/31/2010	05/19/2011 79.
549.		23 SHS GRUPO TELEVISA SA DE CV PROPERTY TYPE: SECURITIES 595.				P	12/31/2010	03/28/2011 -46.
1,024.		15 SHS KUMBA IRON ORE LTD PROPERTY TYPE: SECURITIES 970.				P	12/31/2010	06/07/2011 54.
822.		13 SHS LUKOIL OIL CO PROPERTY TYPE: SECURITIES 742.				P	12/31/2010	01/27/2011 80.
702.		10 SHS LUKOIL OIL CO PROPERTY TYPE: SECURITIES 571.				P	12/31/2010	03/22/2011 131.
1,705.		24 SHS LUKOIL OIL CO PROPERTY TYPE: SECURITIES 1,369.				P	12/31/2010	03/30/2011 336.
1,058.		302 SHS MURRAY & ROBERTS HLDGS LTD PROPERTY TYPE: SECURITIES 1,851.				P	12/31/2010	02/24/2011 -793.

**FORM 990-PF - PART IV
CAPITAL GAINS AND LOSSES FOR TAX ON INVESTMENT INCOME**

Kind of Property		Description				P or D	Date acquired	Date sold
Gross sale price less expenses of sale	Depreciation allowed/allowable	Cost or other basis	FMV as of 12/31/69	Adj basis as of 12/31/69	Excess of FMV over adj basis		Gain or (loss)	
729.		18 SHS NETEASE.COM INC PROPERTY TYPE: SECURITIES 660.				P	12/31/2010	02/03/2011 69.
921.		19 SHS NETEASE.COM INC PROPERTY TYPE: SECURITIES 697.				P	12/31/2010	03/28/2011 224.
262.		8 SHS ORASCOM CONSTR PROPERTY TYPE: SECURITIES 398.				P	12/31/2010	02/24/2011 -136.
930.		20 SHS ORASCOM CONSTR PROPERTY TYPE: SECURITIES 995.				P	12/31/2010	06/23/2011 -65.
246.		9 SHS ORIFLAME COSMETICS SA PROPERTY TYPE: SECURITIES 240.				P	12/31/2010	02/24/2011 6.
68.		10 SHS PT BK MANDIRI PERSERO PROPERTY TYPE: SECURITIES 75.				P	12/31/2010	02/24/2011 -7.
98.		2 SHS PT SEMEN GRESIK PERSERO PROPERTY TYPE: SECURITIES 107.				P	12/31/2010	02/24/2011 -9.
682.		34 SHS SANLAM LTD PROPERTY TYPE: SECURITIES 730.				P	12/31/2010	06/09/2011 -48.
798.		9 SHS SHINHAN FINANCIAL HLDG CO PROPERTY TYPE: SECURITIES 846.				P	12/31/2010	01/27/2011 -48.
1,442.		109 SHS TAIWAN SEMICONDUCTOR MFG CO LTD PROPERTY TYPE: SECURITIES 1,361.				P	12/31/2010	01/26/2011 81.
1,006.		89 SHS USIMINAS SIDERURG MINAS S.A. REG PROPERTY TYPE: SECURITIES 1,066.				P	12/31/2010	01/27/2011 -60.
418.		37 SHS USIMINAS SIDERURG MINAS S.A. REG PROPERTY TYPE: SECURITIES 443.				P	12/31/2010	02/24/2011 -25.

**FORM 990-PF - PART IV
CAPITAL GAINS AND LOSSES FOR TAX ON INVESTMENT INCOME**

Kind of Property		Description				P or D	Date acquired	Date sold
Gross sale price less expenses of sale	Depreciation allowed/ allowable	Cost or other basis	FMV as of 12/31/69	Adj basis as of 12/31/69	Excess of FMV over adj basis		Gain or (loss)	
543.		44 SHS USIMINAS SIDERURG MINAS S.A. REG PROPERTY TYPE: SECURITIES 527.				P	12/31/2010	04/01/2011
							16.	
1,176.		136 SHS USIMINAS SIDERURG MINAS S.A. REG PROPERTY TYPE: SECURITIES 1,629.				P	12/31/2010	06/29/2011
							-453.	
TOTAL GAIN (LOSS)							<u>-17,343.</u>	

ATTACHMENT 1

FORM 990PF, PART I - DIVIDENDS AND INTEREST FROM SECURITIES

<u>DESCRIPTION</u>	<u>REVENUE AND EXPENSES PER BOOKS</u>	<u>NET INVESTMENT INCOME</u>
UBS Y111818	2,026.	2,026.
UBS Y106484	603.	603.
UBS Y106483	1.	1.
UBS Y113971	3,776.	3,776.
UBS Y114416	2,830.	2,830.
UBS Y114417	2,698.	2,698.
TOTAL	<u>11,934.</u>	<u>11,934.</u>

ATTACHMENT 2

FORM 990PF, PART I - ACCOUNTING FEES

<u>DESCRIPTION</u>	<u>REVENUE AND EXPENSES PER BOOKS</u>	<u>NET INVESTMENT INCOME</u>	<u>ADJUSTED NET INCOME</u>	<u>CHARITABLE PURPOSES</u>
FRIEDMAN & HUEY	4,950.	2,475.		2,475.
TOTALS	<u>4,950.</u>	<u>2,475.</u>	<u>0.</u>	<u>2,475.</u>

ATTACHMENT 3

FORM 990PF, PART I - OTHER PROFESSIONAL FEES

<u>DESCRIPTION</u>	<u>REVENUE AND EXPENSES PER BOOKS</u>	<u>NET INVESTMENT INCOME</u>
INVESTMENT ADVISORY FEES	4,130.	4,130.
TOTALS	<u>4,130.</u>	<u>4,130.</u>

FORM 990PF, PART I - TAXES

<u>DESCRIPTION</u>	<u>REVENUE AND EXPENSES PER BOOKS</u>	<u>NET INVESTMENT INCOME</u>
FOREIGN TAXES PAID	382.	382.
TOTALS	<u>382.</u>	<u>382.</u>

FORM 990PF, PART I - OTHER EXPENSES

<u>DESCRIPTION</u>	<u>REVENUE AND EXPENSES PER BOOKS</u>	<u>NET INVESTMENT INCOME</u>
ADR FEES PAID	157.	157.
TOTALS	<u>157.</u>	<u>157.</u>

ATTACHMENT 6

FORM 990PF, PART II - CORPORATE STOCK

<u>DESCRIPTION</u>	<u>ENDING BOOK VALUE</u>	<u>ENDING FMV</u>
UBS Y111818	145,592.	164,514.
UBS Y106484	0.	0.
UBS Y113971	167,339.	178,501.
UBS Y114416	101,032.	100,911.
UBS Y114417	146,800.	142,524.
TOTALS	<u>560,763.</u>	<u>586,450.</u>

ATTACHMENT 7

FORM 990PF, PART II - OTHER INVESTMENTS

<u>DESCRIPTION</u>	<u>ENDING BOOK VALUE</u>	<u>ENDING FMV</u>
UBS Y106484	0.	0.
UBS Y106483	150,000.	160,904.
TOTALS	<u>150,000.</u>	<u>160,904.</u>

FORM 990PF, PART VII-A, LINE 10 - NEW SUBSTANTIAL CONTRIBUTORS

ATTACHMENT 8

DIRECT
PUBLIC
SUPPORT

NAME AND ADDRESS

DATE

JOHN D. MACOMBER	12/21/2010	500,000.
2806 N ST, NW		
WASHINGTON, DC 20007		

TOTAL CONTRIBUTION AMOUNTS 500,000.

MACOMBER FAMILY FOUNDATION

83-0478666

FORM 990PF, PART VIII - LIST OF OFFICERS, DIRECTORS, AND TRUSTEES

ATTACHMENT 9

NAME AND ADDRESS	TITLE AND AVERAGE HOURS PER WEEK DEVOTED TO POSITION	COMPENSATION	CONTRIBUTIONS TO EMPLOYEE BENEFIT PLANS	EXPENSE ACCT AND OTHER ALLOWANCES
JOHN D. MACOMBER 2806 N STREET, NW WASHINGTON, DC 20007	PRESIDENT - PART TIME	0.	0.	0.
JOYCE RUPERTUS 2806 N STREET, NW WASHINGTON, DC 20007	1ST VICE PRESIDENT - PART TIME	0.	0.	0.
CAROLINE MACOMBER 2806 N STREET, NW WASHINGTON, DC 20007	SECRETARY/TREASURER -PART TIME	0.	0.	0.
GRAND TOTALS		0.	0.	0.

FORM 990PF, PART XV - GRANTS AND CONTRIBUTIONS PAID DURING THE YEAR

ATTACHMENT 10

RELATIONSHIP TO SUBSTANTIAL CONTRIBUTOR
AND

FOUNDATION STATUS OF RECIPIENT

RECIPIENT NAME AND ADDRESS

PURPOSE OF GRANT OR CONTRIBUTION

AMOUNT

(SEE STMT ATTACHED)

NONE
PUBLIC

FOR GENERAL OPERATING PURPOSES

6,000.

TOTAL CONTRIBUTIONS PAID

6,000.

83-0478666

MACOMBER FAMILY FOUNDATION

FORM 990PF, PART XV - GRANTS AND CONTRIBUTIONS PAID DURING THE YEAR

<u>RECIPIENT NAME AND ADDRESS</u>	<u>RELATIONSHIP TO SUBSTANTIAL CONTRIBUTOR AND FOUNDATION STATUS OF RECIPIENT</u>	<u>PURPOSE OF GRANT OR CONTRIBUTION</u>	<u>AMOUNT</u>
Metropolitan Family Services 1808 SE Belmont Street Portland, OR 97214	NONE PUBLIC	GENERAL	\$ 250 00
Childpeace Montesson School 1516 NW Thurman Street Portland, OR 97209	NONE PUBLIC	GENERAL	\$ 250 00
Catlin Gabel School 8825 SW Barnes Road Portland, Oregon 97225	NONE PUBLIC	GENERAL	\$ 1,500 00
Vashon Community Care Center 15333 Vashon Highway SW Vashon WA 98070	NONE PUBLIC	GENERAL	\$ 500 00
Vashon Maury Island Land Trust 10014 SW Bank Road Vashon, WA 98070	NONE PUBLIC	GENERAL	\$ 1,500 00
Community Partners FBO Friends of Micheltorena 1000 North Alameda Street, Suite 240 Los Angeles, CA 90012	NONE PUBLIC	GENERAL	\$ 500 00
Playwrights Project 2356 Moore Street, Suite 204 San Diego, CA 92110-3019	NONE PUBLIC	GENERAL	\$ 500 00
The Mayhew Program PO Box 120 Bristol, NH 03222	NONE PUBLIC	GENERAL	\$ 500 00
Silverlake Independent Jewish Community Center 1110 Bates Avenue Los Angeles, CA 90029	NONE PUBLIC	GENERAL	\$ 500 00
TOTAL CHARITABLE CONTRIBUTIONS			<u>\$ 6,000 00</u>



Managed Accounts Consulting
June 2011

Account name: MACOMBER FAMILY FOUNDATION
Friendly account name: MF FDTN WESTEND
Account number: Y1 11818 3Y

Your Financial Advisor:
WITOVER/ROSENTHAL
212-821-7000/800-308-3140

Your assets

Some prices, income and current values shown may be approximate. As a result, gains and losses may not be accurately reflected. See *Important information about your statement* at the end of this document for more information.

Cash

Cash and money balances

Holding	Opening balance on Jun 1 (\$)	Closing balance on Jun 30 (\$)	Price per share on Jun 30 (\$)	Average rate	Dividend/Interest period	Days in period
Cash	0.00	339.44				
RMA GOVERNMENT PORTFOLIO	2,805.84	2,721.12	1.00	0.01%	May 24 to Jun 23	31
Total	\$2,805.84	\$3,060.56				

Equities

Common stock

Holding	Trade date	Number of shares	Purchase price/Average price per share (\$)	Cost basis (\$)	Price per share on Jun 30 (\$)	Value on Jun 30 (\$)	Unrealized gain or loss (\$)	Holding period
ADOBE SYSTEMS INC (DELAWARE)								
Symbol ADBE Exchange OTC	Jun 20, 11	127,000	30.945	3,930.08	31.450	3,994.15	64.07	ST
	Jun 27, 11	131,000	30.989	4,059.59	31.450	4,119.95	60.36	ST
Security total		258,000	30.968	7,989.67		8,114.10	124.43	
AMER TOWER CORP CL A								
Symbol AMT Exchange NYSE	Dec 14, 09	104,000	40.577	4,220.01	52.330	5,442.32	1,222.31	LT
	Dec 23, 10	50,000	50.510	2,525.50	52.330	2,616.50	91.00	ST
Security total		154,000	43.802	6,745.51		8,058.82	1,313.31	
AMGEN INC								
Symbol AMGN Exchange OTC	Dec 14, 09	78,000	56.960	4,442.88	58.350	4,551.30	108.42	LT
	Jun 8, 10	3,000	53.834	161.50	58.350	175.05	13.55	LT
	Nov 8, 10	13,000	55.387	720.03	58.350	758.55	38.52	ST
	Dec 23, 10	39,000	56.660	2,209.74	58.350	2,275.65	65.91	ST
	Feb 2, 11	5,000	55.209	276.05	58.350	291.75	15.70	ST
Security total		138,000	56.596	7,810.20		8,052.30	242.10	

continued next page



Friendly account name: MF FDTN WESTEND
Account number: Y1 11818 3Y

Your assets • Equities • Common stock (continued)

Holding	Trade date	Number of shares	Purchase price/Average price per share (\$)	Cost basis (\$)	Price per share on Jun 30 (\$)	Value on Jun 30 (\$)	Unrealized gain or loss (\$)	Holding period
AT&T INC								
Symbol T Exchange NYSE								
EAI \$445 Current yield 5.47%								
	Dec 14, 09	142,000	28,038	3,981,46	31,410	4,460,22	478,76	LT
	Jun 8, 10	17,000	24,980	424,66	31,410	533,97	109,31	LT
	Nov 8, 10	1,000	29,175	29,18	31,410	31,41	2,23	ST
	Dec 23, 10	82,000	29,168	2,391,78	31,410	2,575,62	183,84	ST
	Feb 2, 11	17,000	27,608	469,34	31,410	533,97	64,63	ST
Security total		259,000	28,172	7,296,42		8,135,19	838,77	
AUTODESK INC								
Symbol ADSK Exchange OTC								
	Dec 14, 09	126,000	23,877	3,008,57	38,600	4,863,60	1,855,03	LT
	Dec 23, 10	59,000	39,260	2,316,34	38,600	2,277,40	-38,94	ST
	Jun 27, 11	28,000	37,681	1,055,07	38,600	1,080,80	25,73	ST
Security total		213,000	29,953	6,379,98		8,221,80	1,841,82	
BED BATH & BEYOND INC								
Symbol BBBY Exchange OTC								
	Jan 26, 10	79,000	39,338	3,107,75	58,370	4,611,23	1,503,48	LT
	Nov 8, 10	14,000	45,025	630,36	58,370	817,18	186,82	ST
	Dec 23, 10	40,000	50,250	2,010,00	58,370	2,334,80	324,80	ST
	Feb 2, 11	9,000	47,570	428,13	58,370	525,33	97,20	ST
Security total		142,000	43,495	6,176,24		8,288,54	2,112,30	
BEST BUY CO INC								
Symbol BBY Exchange NYSE								
EAI \$163 Current yield 2.04%								
	Dec 14, 09	88,000	44,808	3,943,15	31,410	2,764,08	-1,179,07	LT
	Jun 8, 10	15,000	38,705	580,58	31,410	471,15	-109,43	LT
	Nov 8, 10	1,000	44,959	44,96	31,410	31,41	-13,55	ST
	Dec 9, 10	3,000	42,048	126,14	31,410	94,23	-31,91	ST
	Dec 23, 10	103,000	34,350	3,538,05	31,410	3,235,23	-302,82	ST
	Mar 25, 11	44,000	28,888	1,271,10	31,410	1,382,04	110,94	ST
Security total		254,000	37,417	9,503,98		7,978,14	-1,525,84	
CELGENE CORP								
Symbol CELG Exchange OTC								
	Dec 14, 09	74,000	53,927	3,990,64	60,320	4,463,68	473,04	LT
	Nov 8, 10	1,000	61,017	61,02	60,320	60,32	-0,70	ST
	Dec 9, 10	4,000	57,053	228,21	60,320	241,28	13,07	ST
	Dec 23, 10	37,000	59,600	2,205,20	60,320	2,231,84	26,64	ST

continued next page



Managed Accounts Consulting
June 2011

Account name: MACAMBER FAMILY FOUNDATION
Friendly account name: MF FDTN WESTEND
Account number: Y1 11818 3Y

Your Financial Advisor:
WITOVER/ROSENTHAL
212-821-7000/800-308-3140

Your assets • Equities • Common stock (continued)

Holding	Trade date	Number of shares	Purchase price/Average price per share (\$)	Cost basis (\$)	Price per share on Jun 30 (\$)	Value on Jun 30 (\$)	Unrealized gain or loss (\$)	Holding period
Security total	Feb 2, 11	19,000	52,834	1,003,85	60,320	1,146,08	142,23	ST
COACH INC		135,000	55,473	7,488,92		8,143,20	654,28	
Symbol COH Exchange NYSE	Dec 14, 09	79,000	36,458	2,880,23	63,930	5,050,47	2,170,24	LT
EAI \$122 Current yield 1.41%	Dec 23, 10	47,000	55,698	2,617,81	63,930	3,004,71	386,90	ST
Security total	Feb 2, 11	9,000	53,081	477,73	63,930	575,37	97,64	ST
		135,000	44,265	5,975,77		8,630,55	2,654,78	
COSTCO WHOLESALE CORP								
Symbol COST Exchange OTC	Dec 14, 09	62,000	59,336	3,678,89	81,240	5,036,88	1,357,99	LT
EAI \$96 Current yield 1.18%	Jun 8, 10	2,000	56,675	113,35	81,240	162,48	49,13	LT
Security total	Nov 8, 10	2,000	64,739	129,48	81,240	162,48	33,00	ST
	Dec 23, 10	33,000	72,170	2,381,61	81,240	2,680,92	299,31	ST
	Feb 2, 11	1,000	71,987	71,99	81,240	81,24	9,25	ST
Security total		100,000	63,753	6,375,32		8,124,00	1,748,68	
EMC CORP MASS								
Symbol EMC Exchange NYSE	Jun 27, 11	299,000	26,644	7,966,59	27,550	8,237,45	270,86	ST
INTEL CORP								
Symbol INTC Exchange OTC	Dec 14, 09	202,000	20,007	4,041,51	22,160	4,476,32	434,81	LT
EAI \$270 Current yield 3.27%	Nov 8, 10	27,000	21,360	576,72	22,160	598,32	21,60	ST
Security total	Dec 23, 10	132,000	20,857	2,753,12	22,160	2,925,12	172,00	ST
	Mar 25, 11	12,000	20,590	247,08	22,160	265,92	18,84	ST
Security total		373,000	20,425	7,618,43		8,265,68	647,25	
INTL BUSINESS MACH								
Symbol IBM Exchange NYSE	Dec 14, 09	32,000	129,870	4,155,84	171,550	5,489,60	1,333,76	LT
EAI \$144 Current yield 1.75%	Dec 23, 10	16,000	145,658	2,330,53	171,550	2,744,80	414,27	ST
Security total		48,000	135,133	6,486,37		8,234,40	1,748,03	
JOHNSON CONTROLS INC								
Symbol JCI Exchange NYSE	Nov 8, 10	126,000	37,335	4,704,32	41,660	5,249,16	544,84	ST
EAI \$129 Current yield 1.53%								

continued next page



Friendly account name: MF FDTN WESTEND
Account number: Y1 11818 3Y

Your assets • Equities • Common stock (continued)

Holding	Trade date	Number of shares	Purchase price/Average price per share (\$)	Cost basis (\$)	Price per share on Jun 30 (\$)	Value on Jun 30 (\$)	Unrealized gain or loss (\$)	Holding period
	Dec 23, 10	66 000	38 250	2,524 50	41 660	2,749 56	225 06	ST
	Feb 2, 11	2 000	37 799	75 60	41 660	83 32	7 72	ST
	Jun 27, 11	8 000	39 737	317 90	41 660	333 28	15 38	ST
Security total		202 000	37 734	7,622 32		8,415 32	793 00	
LOWES COMPANIES INC								
Symbol	LOW	Exchange	NYSE					
EAI	\$192	Current yield	2 40%					
	Dec 14, 09	136 000	24 067	3,273 18	23 310	3,170 16	-103 02	LT
	Nov 8, 10	56 000	22 100	1,237 62	23 310	1,305 36	67 74	ST
	Dec 23, 10	94 000	25 500	2,397 00	23 310	2,191 14	-205 86	ST
	Feb 2, 11	11 000	24 579	270 37	23 310	256 41	-13 96	ST
	Jun 27, 11	46 000	23 272	1,070 55	23 310	1,072 26	1 71	ST
Security total		343 000	24 049	8,248 72		7,995 33	-253 39	
NIKE INC CL B								
Symbol	NKE	Exchange	NYSE					
EAI	\$120	Current yield	1 37%					
	Dec 14, 09	57 000	63 800	3,636 60	89 980	5,128 86	1,492 26	LT
	Dec 23, 10	30 000	86 080	2,582 40	89 980	2,699 40	117 00	ST
	Feb 2, 11	4 000	83 606	334 42	89 980	359 92	25 50	ST
	Mar 25, 11	6 000	77 209	463 26	89 980	539 88	76 62	ST
Security total		97 000	72 337	7,016 68		8,728 06	1,711 38	
ORACLE CORP								
Symbol	ORCL	Exchange	OTC					
EAI	\$60	Current yield	0 72%					
	Dec 14, 09	172 000	23 237	3,996 85	32 910	5,660 52	1,663 67	LT
	Jun 8, 10	9 000	21 732	195 59	32 910	296 19	100 60	LT
	Dec 23, 10	66 000	31 490	2,078 34	32 910	2,172 06	93 72	ST
	Jun 27, 11	5 000	31 810	159 05	32 910	164 55	5 50	ST
Security total		252 000	25 515	6,429 83		8,293 32	1,863 49	
QUALCOMM INC								
Symbol	QCOM	Exchange	OTC					
EAI	\$126	Current yield	1 52%					
	Dec 14, 09	69 000	44 787	3,090 34	56 790	3,918 51	828 17	LT
	Jun 8, 10	28 000	35 247	986 93	56 790	1,590 12	603 19	LT
	Dec 23, 10	49 000	49 330	2,417 17	56 790	2,782 71	365 54	ST
Security total		146 000	44 482	6,494 44		8,291 34	1,796 90	

continued next page



Managed Accounts Consulting
June 2011

Account name: MACOMBER FAMILY FOUNDATION
Friendly account name: MF FDTN WESTEND
Account number: Y1 11818 3Y

Your Financial Advisor:
WITOVER/ROSENTHAL
212-821-7000/800-308-3140

Your assets › Equities › Common stock (continued)

Holding	Trade date	Number of shares	Purchase price/Average price per share (\$)	Cost basis (\$)	Price per share on Jun 30 (\$)	Value on Jun 30 (\$)	Unrealized gain or loss (\$)	Holding period
TARGET CORP								
Symbol TGT Exchange NYSE	Dec 14, 09	84 000	47 437	3,984 71	46 910	3,940 44	-44 27	LT
EAI \$208 Current yield 2 56%	Nov 8, 10	12 000	55 015	660 19	46 910	562 92	-97 27	ST
	Dec 23, 10	40 000	60 208	2,408 32	46 910	1,876 40	-531 92	ST
	Feb 2, 11	17 000	53 650	912 06	46 910	797 47	-114 59	ST
	Mar 25, 11	8 000	50 180	401 44	46 910	375 28	-26 16	ST
	Jun 27, 11	12 000	46 480	557 76	46 910	562 92	5 16	ST
Security total		173 000	51 587	8,924 48		8,115 43	-809 05	
VERIZON COMMUNICATIONS INC								
Symbol VZ Exchange NYSE	Dec 14, 09	125 000	31 700	3,962 52	37 230	4,653 75	691 23	LT
EAI \$429 Current yield 5 24%	Jun 8, 10	30 000	25 932	777 96	37 230	1,116 90	338 94	LT
	Dec 23, 10	62 000	35 360	2,192 32	37 230	2,308 26	115 94	ST
	Jun 27, 11	3 000	36 450	109 35	37 230	111 69	2 34	ST
Security total		220 000	32 010	7,042 15		8,190 60	1,148 45	
Total				\$145,592.02		\$164,513.57	\$18,921.55	
Total estimated annual income: \$2,504								

Your total assets

	Value on Jun 30 (\$)	Percentage of your account	Cost basis (\$)	Estimated annual income (\$)	Unrealized gain or loss (\$)
Cash	3,060.56	1.83%	3,060.56	2,504.00	18,921.55
Equities	164,513.57	98.17%	145,592.02	2,504.00	18,921.55
Total	\$167,574.13	100.00%	\$148,652.58	\$2,504.00	\$18,921.55



Business Services Account
June 2011

Account name: MACOMBER FAMILY FOUNDATION
Friendly account name: MF FDTN MAIN
Account number: Y1 06483 3V

Your Financial Advisor:
WITOVER/ROSENTHAL
212-821-7000/800-308-3140

Your assets

Some prices, income and current values shown may be approximate. As a result, gains and losses may not be accurately reflected. See *Important information about your statement* at the end of this document for more information.

Cash

Cash and money balances

Holding	Opening balance on Jun 1 (\$)	Closing balance on Jun 30 (\$)	Price per share on Jun 30 (\$)	Average rate	Dividend/Interest period	Days in period
RMA GOVERNMENT PORTFOLIO	0.85	0.85	1.00	0.01%	May 24 to Jun 23	31

Equities

Mutual funds

Total reinvested is the total of all reinvested dividends. It does not include any cash dividends. It is not a tax lot for the purposes of determining holding periods or cost basis. The shares you receive each time you reinvest dividends become a separate tax lot.

Cost basis is the total purchase cost of the security, including reinvested dividends. The cost basis may need to be adjusted for return of capital payments in order to determine the adjusted cost basis for tax reporting purposes.

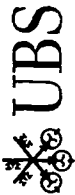
Unrealized (tax) gain or loss is the difference between the current value and the cost basis and would generally be your taxable gain or loss if the security was sold on this date. The unrealized (tax) gain or loss may need to be adjusted for return of capital payments in order to determine the realized gain or loss for tax reporting purposes.

Investment return is the current value minus the amount you invested. It does not include any cash dividends that were not reinvested.

Holding	Number of shares	Purchase price/Average price per share (\$)	Value on Jun 30 (\$)	Client investment (\$)	Cost basis (\$)	Price per share on Jun 30 (\$)	Value on Jun 30 (\$)	Unrealized (tax) gain or loss (\$)	Investment return (\$)	Holding period
EDGEWOOD GROWTH FUND INSTI	13,297.872	11.280	150,000.00	150,000.00	150,000.00	12.100	160,904.25	10,904.25	10,904.25	ST

Your total assets

Cash	Value on Jun 30 (\$)	Percentage of your account	Cost basis (\$)	Estimated annual income (\$)	Unrealized gain or loss (\$)
Cash and money balances	0.85		0.85		
Equities	160,904.25	100.00%	150,000.00		10,904.25
Total	\$160,905.10	100.00%	\$150,000.85		\$10,904.25



Portfolio Management Program
June 2011

Account name: MACOMBER FAMILY FOUNDATION
Friendly account name: MIF FDTN DIV RUL
Account number: Y1 13971 3V

Your Financial Advisor:
WITOVER/ROSENTHAL
212-821-7000/800-308-3140

Your assets

Some prices, income and current values shown may be approximate. As a result, gains and losses may not be accurately reflected. See *Important information about your statement* at the end of this document for more information.

Cash

Cash and money balances

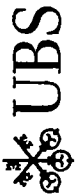
Holding	Opening balance on Jun 1 (\$)	Closing balance on Jun 30 (\$)	Price per share on Jun 30 (\$)	Average rate	Dividend/interest period	Days in period
RMA MONEY MKT PORTFOLIO	12,515.34	1,891.67	1.00	0.01%	May 24 to Jun 23	31

Equities

Common stock

Holding	Trade date	Number of shares	Purchase price/Average price per share (\$)	Cost basis (\$)	Price per share on Jun 30 (\$)	Value on Jun 30 (\$)	Unrealized gain or loss (\$)	Holding period
AFLAC INC								
Symbol AFL Exchange NYSE								
EAI \$137 Current yield 2.57%	Jan 11, 11	89,000	55.574	4,946.16	46.680	4,154.52	-791.64	ST
	Jun 20, 11	25,000	45.248	1,131.20	46.680	1,167.00	35.80	ST
Security total		114,000	53.310	6,077.36		5,321.52	-755.84	
AIR PROD & CHEMICAL INC								
Symbol APD Exchange NYSE								
EAI \$137 Current yield 2.43%	Nov 9, 10	39,000	85.674	3,341.29	95.580	3,727.62	386.33	ST
	Dec 23, 10	17,000	90.750	1,542.75	95.580	1,624.86	82.11	ST
	Jun 20, 11	3,000	91.200	273.60	95.580	286.74	13.14	ST
Security total		59,000	87.418	5,157.64		5,639.22	481.58	
ASTRAZENECA PLC SPON ADR								
Symbol AZN Exchange NYSE								
EAI \$275 Current yield 5.09%	Jun 20, 11	108,000	49.279	5,322.23	50.070	5,407.56	85.33	ST
AT&T INC								
Symbol T Exchange NYSE								
EAI \$296 Current yield 5.48%	Apr 11, 11	155,000	30.661	4,752.56	31.410	4,868.55	115.99	ST
	Jun 20, 11	17,000	30.969	526.48	31.410	533.97	7.49	ST
Security total		172,000	30.692	5,279.04		5,402.52	123.48	

continued next page



Friendly account name: MF FDTN DIV RUL
Account number: Y1 13971 3V

Your assets • Equities • Common stock (continued)

Holding	Trade date	Number of shares	Purchase price/Average price per share (\$)	Cost basis (\$)	Price per share on Jun 30 (\$)	Value on Jun 30 (\$)	Unrealized gain or loss (\$)	Holding period
BOEING COMPANY								
Symbol BA Exchange NYSE								
EAI \$121 Current yield 2.27%	Nov 9, 10	40 000	69 140	2,765 64	73 930	2,957 20	191 56	ST
	Dec 13, 10	7 000	63 902	447 32	73 930	517 51	70 19	ST
	Dec 23, 10	24 000	64 836	1,556 06	73 930	1,774 32	218 26	ST
	Jun 20, 11	1 000	74 690	74 69	73 930	73 93	-0 76	ST
Security total		72 000	67 274	4,843 71		5,322 96	479 25	
BRITISH AMER TOBACCO PLC GB								
SPON ADR								
Symbol BTI Exchange AMEX								
EAI \$229 Current yield 4.20%	Oct 5, 10	1 000	75 470	75 47	88 000	88 00	12 53	ST
	Oct 6, 10	11 000	75 286	828 15	88 000	968 00	139 85	ST
	Oct 12, 10	12 000	76 100	913 20	88 000	1,056 00	142 80	ST
	Oct 14, 10	11 000	77 349	850 85	88 000	968 00	117 15	ST
	Dec 13, 10	4 000	75 440	301 76	88 000	352 00	50 24	ST
	Dec 23, 10	20 000	77 560	1,551 20	88 000	1,760 00	208 80	ST
	Jan 25, 11	3 000	74 500	223 50	88 000	264 00	40 50	ST
Security total		62 000	76 518	4,744 13		5,456 00	711 87	
COCA COLA CO COM								
Symbol KO Exchange NYSE								
EAI \$152 Current yield 2.79%	Oct 5, 10	11 000	59 578	655 36	67 290	740 19	84 83	ST
	Oct 6, 10	14 000	59 498	832 97	67 290	942 06	109 09	ST
	Oct 12, 10	15 000	59 598	893 98	67 290	1,009 35	115 37	ST
	Oct 14, 10	15 000	59 888	898 33	67 290	1,009 35	111 02	ST
	Dec 13, 10	1 000	64 955	64 96	67 290	67 29	2 33	ST
	Dec 23, 10	23 000	65 580	1,508 34	67 290	1,547.67	39 33	ST
	Jun 20, 11	2 000	65 900	131 80	67 290	134 58	2 78	ST
Security total		81 000	61 552	4,985 74		5,450 49	464 75	
COLGATE PALMOLIVE CO								
Symbol CL Exchange NYSE								
EAI \$139 Current yield 2.65%	Oct 5, 10	6 000	74 638	447 83	87 410	524 46	76 63	ST
	Oct 6, 10	11 000	74 039	814 43	87 410	961 51	147 08	ST
	Oct 12, 10	12 000	74 649	895 80	87 410	1,048 92	153 12	ST

continued next page



Portfolio Management Program
June 2011

Account name: MACOMBER FAMILY FOUNDATION
Friendly account name: MF FDTN DIV RUL
Account number: Y1 13971 3V

Your Financial Advisor:
WITOVER/ROSENTHAL
212-821-7000/800-308-3140

Your assets • Equities • Common stock (continued)

Holding	Trade date	Number of shares	Purchase price/Average price per share (\$)	Cost basis (\$)	Price per share on Jun 30 (\$)	Value on Jun 30 (\$)	Unrealized gain or loss (\$)	Holding period
Security total		12 000	76 036	912 44	87 410	1,048 92	136 48	ST
EMERSON ELECTRIC CO								
Symbol EMR Exchange NYSE								
EAI \$139 Current yield 2.45%								
Security total		98 000	54 582	5,349 13	56 250	5,512 50	163 37	ST
EXXON MOBIL CORP								
Symbol XOM Exchange NYSE								
EAI \$126 Current yield 2.31%								
Security total		3 000	52 850	158 55	56 250	168 75	10 20	ST
Security total		101 000	54 531	5,507 68		5,681 25	173 57	
GENL MILLS INC								
Symbol GIS Exchange NYSE								
EAI \$170 Current yield 3.29%								
Security total		2 000	63 188	126 38	81 380	162 76	36 38	ST
Security total		13 000	63 689	827 97	81 380	1,057 94	229 97	ST
Security total		14 000	64 288	900 03	81 380	1,139 32	239 29	ST
Security total		14 000	65 169	912 37	81 380	1,139 32	226 95	ST
Security total		1 000	72 616	72 62	81 380	81 38	8 76	ST
Security total		21 000	73 030	1,533 63	81 380	1,708 98	175 35	ST
Security total		2 000	79 680	159 36	81 380	162 76	3 40	ST
Security total		67 000	67 647	4,532 36		5,452 46	920 10	
HOME DEPOT INC								
Symbol HD Exchange NYSE								
EAI \$153 Current yield 2.76%								
Security total		17 000	37 208	632 54	37 220	632 74	0 20	ST
Security total		22 000	36 978	813 52	37 220	818 84	5 32	ST
Security total		25 000	36 859	921 48	37 220	930 50	9 02	ST
Security total		24 000	37 299	895 19	37 220	893 28	-1 91	ST
Security total		2 000	36 158	72 32	37 220	74 44	2 12	ST
Security total		5 000	35 994	179 97	37 220	186 10	6 13	ST
Security total		43 000	35 698	1,535 01	37 220	1,600 46	65 45	ST
Security total		1 000	38 310	38 31	37 220	37 22	-1 09	ST
Security total		139 000	36 607	5,088 34		5,173 58	85 24	
HOME DEPOT INC								
Symbol HD Exchange NYSE								
EAI \$153 Current yield 2.76%								
Security total		41 000	35 040	1,436 64	36 220	1,485 02	48 38	ST

continued next page



Friendly account name: MF FDTN DIV RUL
Account number: Y1 13971 3V

Your assets • Equities • Common stock (continued)

Holding	Trade date	Number of shares	Purchase price/Average price per share (\$)	Cost basis (\$)	Price per share on Jun 30 (\$)	Value on Jun 30 (\$)	Unrealized gain or loss (\$)	Holding period
Security total		153 000	36 132	5,528 13	36 220	5,541 66	13 53	ST
ILLINOIS TOOL WORKS INC								
Symbol ITW Exchange NYSE								
EAI \$136 Current yield 2.41%	Jan 25, 11	97 000	36 810	3,570 57	36 220	3,513 34	-57 23	ST
	Jun 20, 11	15 000	34 728	520 92	36 220	543 30	22 38	ST
Security total		16 000	48 048	768 77	56 490	903 84	135 07	ST
INTEL CORP								
Symbol INTC Exchange OTC								
EAI \$181 Current yield 3.28%	Oct 5, 10	17 000	48 308	821 25	56 490	960 33	139 08	ST
	Oct 6, 10	19 000	48 008	912 16	56 490	1,073 31	161 15	ST
	Oct 12, 10	18 000	48 878	879 80	56 490	1,016 82	137 02	ST
	Oct 14, 10	29 000	53 418	1,549 12	56 490	1,638 21	89 09	ST
	Dec 23, 10	1 000	54 360	54 36	56 490	56 49	2 13	ST
Security total		100 000	49 855	4,985 46	22 160	5,649 00	663 54	ST
INTEL CORP								
Symbol INTC Exchange OTC								
EAI \$181 Current yield 3.28%	May 10, 11	215 000	23 110	4,968 65	22 160	4,764 40	-204 25	ST
	Jun 20, 11	34 000	21 368	726 52	22 160	753 44	26 92	ST
Security total		249 000	22 872	5,695 17	22 160	5,517 84	-177 33	ST
JOHNSON & JOHNSON COM								
Symbol JNJ Exchange NYSE								
EAI \$182 Current yield 3.42%	Oct 5, 10	11 000	62 758	690 34	66 520	731 72	41 38	ST
	Oct 6, 10	13 000	62 859	817 17	66 520	864 76	47 59	ST
	Oct 12, 10	14 000	63 129	883 82	66 520	931 28	47 46	ST
	Oct 14, 10	14 000	63 508	889 12	66 520	931 28	42 16	ST
	Dec 13, 10	4 000	61 908	247 63	66 520	266 08	18 45	ST
	Dec 23, 10	24 000	62 460	1,499 04	66 520	1,596 48	97 44	ST
Security total		80 000	62 839	5,027 12	66 520	5,321 60	294 48	ST
MCDONALDS CORP								
Symbol MCD Exchange NYSE								
EAI \$156 Current yield 2.89%	Mar 7, 11	64 000	76 367	4,887 49	84 320	5,396 48	508 99	ST
MEDTRONIC INC								
Symbol MDT Exchange NYSE								
EAI \$131 Current yield 2.52%	Jan 25, 11	35 000	37 815	1,323 53	38 530	1,348 55	25 02	ST
	May 25, 11	100 000	40 246	4,024.69	38 530	3,853 00	-171 69	ST

continued next page



Portfolio Management Program
June 2011

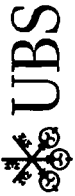
Account name: MACOMBER FAMILY FOUNDATION
Friendly account name: MF FDTN DIV RUL
Account number: Y1 13971 3V

Your Financial Advisor:
WITOVER/ROSENTHAL
212-821-7000/800-308-3140

Your assets › Equities › Common stock (continued)

Holding	Trade date	Number of shares	Purchase price/Average price per share (\$)	Cost basis (\$)	Price per share on Jun 30 (\$)	Value on Jun 30 (\$)	Unrealized gain or loss (\$)	Holding period
Security total		135 000	39 616	5,348 22		5,201 55	-146 67	
NATIONAL GRID PLC NEW SPON ADR								
Symbol	NGG	Exchange	NYSE					
EAI	\$322	Current yield	5.92%					
	Oct 5, 10	11 000	44 846	493 31	49 430	543 73	50 42	ST
	Oct 6, 10	18 000	45 040	810 72	49 430	889 74	79 02	ST
	Oct 12, 10	20 000	45 379	907 60	49 430	988 60	81 00	ST
	Oct 14, 10	20 000	46 167	923 34	49 430	988 60	65 26	ST
	Dec 13, 10	6 000	44 614	267 69	49 430	296 58	28 89	ST
	Dec 23, 10	35 000	44 450	1,555 75	49 430	1,730 05	174 30	ST
Security total		110 000	45 076	4,958.41		5,437 30	478 89	
NESTLE S SPONSORED ADR								
Symbol	REG	SHS	SWITZ	ADR				
EAI	\$150	Current yield	2.83%					
	Oct 5, 10	9 000	54 320	488 88	62 380	561 42	72 54	ST
	Oct 6, 10	15 000	54 870	823 05	62 380	935 70	112 65	ST
	Oct 12, 10	16 000	54 671	874 74	62 380	998 08	123 34	ST
	Oct 14, 10	16 000	54 800	876 80	62 380	998 08	121 28	ST
	Dec 13, 10	2 000	57 630	115 26	62 380	124 76	9 50	ST
	Dec 23, 10	26 000	58 880	1,530 88	62 380	1,621 88	91 00	ST
	Jan 11, 11	1 000	55 170	55 17	62 380	62 38	7 21	ST
Security total		85 000	56.056	4,764 78		5,302 30	537 52	
NEXTERA ENERGY INC COM								
Symbol	NEE	Exchange	NYSE					
EAI	\$220	Current yield	3.83%					
	Oct 5, 10	16 000	54 358	869 74	57 460	919 36	49 62	ST
	Oct 6, 10	15 000	54 715	820 73	57 460	861 90	41 17	ST
	Oct 12, 10	16 000	54 880	878 08	57 460	919 36	41 28	ST
	Oct 14, 10	16 000	55 399	886 40	57 460	919 36	32 96	ST
	Nov 9, 10	1 000	54 376	54 38	57 460	57 46	3 08	ST
	Dec 13, 10	5 000	52 195	260 98	57 460	287 30	26 32	ST
	Dec 23, 10	29 000	52 266	1,515 73	57 460	1,666 34	150 61	ST
	Jun 6, 11	2 000	55 530	111 06	57 460	114 92	3 86	ST
Security total		100 000	53 971	5,397 10		5,746 00	348 90	

continued next page



Friendly account name: MF FDTN DIV RUL
 Account number: Y1 13971 3V

Your assets › Equities › Common stock (continued)

Holding	Trade date	Number of shares	Purchase price/Average price per share (\$)	Cost basis (\$)	Price per share on Jun 30 (\$)	Value on Jun 30 (\$)	Unrealized gain or loss (\$)	Holding period
NORTHEAST UTILITIES								
Symbol NU Exchange NYSE								
EAI \$167 Current yield 3.12%	Oct 5, 10	14,000	30.128	421.80	35.170	492.38	70.58	ST
	Oct 6, 10	27,000	30.158	814.28	35.170	949.59	135.31	ST
	Oct 12, 10	30,000	30.159	904.78	35.170	1,055.10	150.32	ST
	Oct 14, 10	30,000	30.488	914.65	35.170	1,055.10	140.45	ST
	Dec 13, 10	3,000	31.676	95.03	35.170	105.51	10.48	ST
	Dec 23, 10	48,000	31.800	1,526.40	35.170	1,688.16	161.76	ST
Security total		152,000	30.769	4,676.94		5,345.84	668.90	
NOVARTIS AG SPON ADR								
Symbol NVS Exchange NYSE								
EAI \$174 Current yield 3.27%	Oct 5, 10	11,000	57.896	636.86	61.110	672.21	35.35	ST
	Oct 6, 10	14,000	57.919	810.88	61.110	855.54	44.66	ST
	Oct 12, 10	15,000	59.068	886.03	61.110	916.65	30.62	ST
	Oct 14, 10	15,000	59.428	891.43	61.110	916.65	25.22	ST
	Nov 9, 10	2,000	56.940	113.88	61.110	122.22	8.34	ST
	Dec 13, 10	4,000	55.238	220.95	61.110	244.44	23.49	ST
	Dec 23, 10	26,000	58.920	1,531.92	61.110	1,588.86	56.94	ST
Security total		87,000	58.528	5,091.95		5,316.57	224.62	
NTT DOCOMO INC ECH REPSTG								
1/200TH COM SHS SPON ADR								
Symbol DCM Exchange NYSE								
EAI \$176 Current yield 3.25%	Oct 5, 10	31,000	17.196	533.09	17.910	555.21	22.12	ST
	Oct 6, 10	48,000	17.037	817.81	17.910	859.68	41.87	ST
	Oct 12, 10	55,000	16.666	916.68	17.910	985.05	68.37	ST
	Oct 14, 10	55,000	16.643	915.37	17.910	985.05	69.68	ST
	Dec 13, 10	10,000	16.675	166.76	17.910	179.10	12.34	ST
	Dec 23, 10	90,000	17.253	1,552.77	17.910	1,611.90	59.13	ST
	Jun 20, 11	13,000	17.628	229.17	17.910	232.83	3.66	ST
Security total		302,000	16.992	5,131.65		5,408.82	277.17	
PEARSON PLC SPON ADR								
Symbol PSO Exchange NYSE								
EAI \$178 Current yield 3.27%	Oct 5, 10	18,000	15.686	282.36	19.010	342.18	59.82	ST

continued next page



Portfolio Management Program
June 2011

Account name: MACOMBER FAMILY FOUNDATION
Friendly account name: MF FDTN DIV RUL
Account number: Y1 13971 3V

Your Financial Advisor:
WITOVER/ROSENTHAL
212-821-7000/800-308-3140

Your assets › Equities › Common stock (continued)

Holding	Trade date	Number of shares	Purchase price/Average price per share (\$)	Cost basis (\$)	Price per share on Jun 30 (\$)	Value on Jun 30 (\$)	Unrealized gain or loss (\$)	Holding period
	Oct 6, 10	52 000	15 970	830 44	19 010	988 52	158 08	ST
	Oct 12, 10	58 000	15 868	920 36	19 010	1,102 58	182 22	ST
	Oct 14, 10	58 000	15 840	918 72	19 010	1,102 58	183 86	ST
	Nov 9, 10	1 000	15 533	15 53	19 010	19 01	3 48	ST
	Dec 13, 10	2 000	16 073	32 15	19 010	38 02	5 87	ST
	Dec 23, 10	97 000	15 903	1,542 59	19 010	1,843 97	301 38	ST
Security total		286 000	15 882	4,542 15		5,436 86	894 71	

PEPSICO INC

Symbol PEP Exchange NYSE
EAI \$155 Current yield 2 93%

	Oct 5, 10	9 000	67 729	609 56	70 430	633 87	24 31	ST
	Oct 6, 10	12 000	67 809	813 71	70 430	845 16	31 45	ST
	Oct 12, 10	14 000	65 919	922 87	70 430	986 02	63 15	ST
	Oct 14, 10	13 000	66 788	868 24	70 430	915 59	47 35	ST
	Nov 9, 10	2 000	65 272	130 55	70 430	140 86	10 31	ST
	Dec 13, 10	2 000	65 649	131 30	70 430	140 86	9 56	ST
	Dec 23, 10	23 000	65 700	1,511 10	70 430	1,619 89	108 79	ST
Security total		75 000	66 498	4,987 33		5,282 25	294 92	

PRAXAIR INC

Symbol PX Exchange NYSE
EAI \$104 Current yield 1 85%

	Oct 5, 10	6 000	90 878	545 27	108 390	650 34	105 07	ST
	Oct 6, 10	9 000	91 008	819 08	108 390	975 51	156 43	ST
	Oct 12, 10	10 000	90 180	901 80	108 390	1,083 90	182 10	ST
	Oct 14, 10	10 000	90 898	908 99	108 390	1,083 90	174 91	ST
	Dec 13, 10	1 000	93 748	93 75	108 390	108 39	14 64	ST
	Dec 23, 10	16 000	95 450	1,527 20	108 390	1,734 24	207 04	ST
Security total		52 000	92 233	4,796 09		5,636 28	840 19	

PROCTER & GAMBLE CO

Symbol PG Exchange NYSE
EAI \$172 Current yield 3 30%

	Oct 5, 10	8 000	60 688	485 50	63 570	508 56	23 06	ST
	Oct 6, 10	13 000	60 899	791 69	63 570	826 41	34 72	ST
	Oct 12, 10	15 000	61 768	926 53	63 570	953 55	27 02	ST
	Oct 14, 10	14 000	62 658	877 22	63 570	889 98	12 76	ST

continued next page



Friendly account name: MF FDTN DIV RUL
 Account number: Y1 13971 3V

Your assets • Equities • Common stock (continued)

Holding	Trade date	Number of shares	Purchase price/Average price per share (\$)	Cost basis (\$)	Price per share on Jun. 30 (\$)	Value on Jun. 30 (\$)	Unrealized gain or loss (\$)	Holding period
Security total		82 000	62 903	5,158 06		5,212 74	54 68	ST
RAYTHEON CO NEW								
Symbol RTN Exchange NYSE								
EAI \$187 Current yield 3.44%								
	Oct 5, 10	1 000	45 698	45 70	49 850	49 85	4 15	ST
	Oct 6, 10	18 000	45 539	819 71	49 850	897 30	77 59	ST
	Oct 12, 10	20 000	45 408	908 17	49 850	997 00	88 83	ST
	Oct 14, 10	20 000	45 378	907 58	49 850	997 00	89 42	ST
	Dec 13, 10	7 000	45 600	319 20	49 850	348 95	29 75	ST
	Dec 23, 10	34 000	45 648	1,552 03	49 850	1,694 90	142 87	ST
	Jun 20, 11	9 000	49 008	441 08	49 850	448 65	7 57	ST
Security total		109 000	45 812	4,993 47		5,433 65	440 18	
SANOFI SPON ADR								
Symbol SNY Exchange NYSE								
EAI \$188 Current yield 3.30%								
	Mar 7, 11	42 000	35 370	1,485 54	40 170	1,687 14	201 60	ST
	Jun 3, 11	100 000	38 405	3,840 50	40 170	4,017 00	176 50	ST
Security total		142 000	37 507	5,326 04		5,704 14	378 10	
UNITED PARCEL SERVICE INC CL B								
Symbol UPS Exchange NYSE								
EAI \$160 Current yield 2.85%								
	Oct 5, 10	10 000	68 148	681 48	72 930	729 30	47 82	ST
	Oct 6, 10	12 000	68 116	817 40	72 930	875 16	57 76	ST
	Oct 12, 10	13 000	66 966	870 57	72 930	948 09	77 52	ST
	Oct 14, 10	13 000	68 819	894 65	72 930	948 09	53 44	ST
	Dec 23, 10	21 000	72 530	1,523 13	72 930	1,531 53	8 40	ST
	Jun 20, 11	8 000	69 308	554 47	72 930	583 44	28 97	ST
Security total		77 000	69 373	5,341 70		5,615 61	273 91	
UNITD TECHNOLOGIES CORP								
Symbol UTX Exchange NYSE								
EAI \$119 Current yield 2.17%								
	Oct 5, 10	7 000	72 608	508 26	88 510	619 57	111 31	ST
	Oct 6, 10	11 000	72 858	801 44	88 510	973 61	172 17	ST
	Oct 12, 10	12 000	72 550	870 60	88 510	1,062 12	191 52	ST

continued next page



Portfolio Management Program
June 2011

Account name: MACOMBER FAMILY FOUNDATION
Friendly account name: MF FDTN DIV RUL
Account number: Y1 13971 3V

Your Financial Advisor:
WITOVER/ROSENTHAL
212-821-7000/800-308-3140

Your assets • Equities • Common stock (continued)

Holding	Trade date	Number of shares	Purchase price/Average price per share (\$)	Cost basis (\$)	Price per share on Jun 30 (\$)	Value on Jun 30 (\$)	Unrealized gain or loss (\$)	Holding period
	Oct 14, 10	12 000	73 648	883 78	88 510	1,062 12	178 34	ST
	Dec 13, 10	1 000	78 381	78 38	88 510	88 51	10 13	ST
	Dec 23, 10	19 000	79 300	1,506 70	88 510	1,681 69	174 99	ST
Security total		62 000	74 986	4,649 16		5,487 62	838 46	
VEOLIA ENVIRONNEMENT SPON ADR								
Symbol VE Exchange NYSE								
EAI \$294 Current yield 5 19%	Nov 9, 10	20 000	28 802	576 05	28 340	566 80	-9 25	ST
	Dec 13, 10	3 000	29 128	87 39	28 340	85 02	-2 37	ST
	Dec 23, 10	52 000	29 600	1,539 20	28 340	1,473 68	-65 52	ST
	Apr 20, 11	100 000	31 623	3,162 37	28 340	2,834 00	-328 37	ST
	Jun 20, 11	25 000	27 597	689 93	28 340	708 50	18 57	ST
Security total		200 000	30 275	6,054 94		5,668 00	-386 94	
3M CO								
Symbol MMM Exchange NYSE								
EAI \$128 Current yield 2 33%	Oct 5, 10	5 000	88 836	444 18	94 850	474 25	30 07	ST
	Oct 6, 10	9 000	89 719	807 47	94 850	853 65	46 18	ST
	Oct 12, 10	10 000	87 709	877 09	94 850	948 50	71 41	ST
	Oct 14, 10	10 000	88 706	887 06	94 850	948 50	61 44	ST
	Nov 9, 10	2 000	85 358	170 72	94 850	189 70	18 98	ST
	Dec 13, 10	2 000	85 581	171 16	94 850	189 70	18 54	ST
	Dec 23, 10	18 000	86 340	1,554 12	94 850	1,707 30	153 18	ST
	Jun 20, 11	2 000	92 560	185 12	94 850	189 70	4 58	ST
Security total		58 000	87 878	5,096 92		5,501 30	404 38	
Total				\$168,577.08		\$179,715.57	\$11,138.49	
Total estimated annual income:		\$5,754						



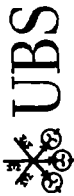
Friendly account name: MF FDTN DIV RUL
 Account number: Y1 13971 3V

Your assets • Equities (continued)

Short options

Holding	Trade date	Number of contracts	Sale price per contract (\$)	Sale proceeds (\$)	Price per contract on Jun 30 (\$)	Contract premium (\$)	Value on Jun 30 (\$)	Unrealized gain or loss (\$)	Holding period
CALL INTEL CORP									
DUE 08/20/11 25 000									
Expires Aug 11									
Symbol INTC	May 11, 11	-2 000	0 490	-97 99	5 000	0 050	-10 00	87 99	ST
CALL NEXTERA ENERGY INC									
DUE 09/17/11 60 000									
Expires Sep 11									
Symbol NEE	Jun 06, 11	-1 000	0 320	-31 99	40 000	0 400	-40 00	-8 01	ST
CALL EMERSON ELECTRIC CO									
DUE 09/17/11 57 500									
Expires Sep 11									
Symbol EMR	Jun 20, 11	-1 000	0 700	-69 99	155 000	1 550	-155 00	-85 01	ST
CALL SANOFI-AVENTIS SA S									
DUE 09/17/11 41 000									
Expires Sep 11									
Symbol SNY	Jun 07, 11	-1 000	1 000	-99 99	140 000	1 400	-140 00	-40 01	ST
CALL AT&T INC									
DUE 10/22/11 33 000									
Expires Oct 11									
Symbol T	May 02, 11	-1 000	0 580	-57 99	31 000	0 310	-31 00	26 99	ST
CALL GENL MILLS INC									
DUE 10/22/11 41 000									
Expires Oct 11									
Symbol GIS	May 02, 11	-1 000	0 874	-87 40	17 000	0 170	-17 00	70 40	ST
CALL ASTRAZENCA PLC SPO									
DUE 10/22/11 55 000									
Expires Oct 11									
Symbol AZN	Jun 20, 11	-1 000	0 500	-49 99	45 000	0 450	-45 00	4 99	ST
CALL VEOLIA ENVIRONNEMEN									
DUE 10/22/11 35 000									
Expires Oct 11									
Symbol VE	May 02, 11	-1 000	0 950	-94 99	10 000	0 100	-10 00	84 99	ST

continued next page



Portfolio Management Program
June 2011

Your Financial Advisor:
WITOVER/ROSENTHAL
212-821-7000/800-308-3140

Account name: MACOMBER FAMILY FOUNDATION
Friendly account name: MF FDTN DIV RUL
Account number: Y1 13971 3V

Your assets • Equities • Short options (continued)

Holding	Trade date	Number of contracts	Sale price per contract (\$)	Sale proceeds (\$)	Price per contract on Jun 30 (\$)	Contract premium (\$)	Value on Jun 30 (\$)	Unrealized gain or loss (\$)	Holding period
CALL HOME DEPOT INC									
DUE 11/19/11 37 000									
Expires Nov 11									
Symbol HD	Jun 06, 11	-1 000	0 800	-80 02	151 500	1 515	-151 50	-71 48	ST
CALL AFLAC INC									
DUE 11/19/11 50 000									
Expires Nov 11									
Symbol AFL	Jun 20, 11	-1 000	1 770	-176 99	186 000	1 860	-186 00	-9 01	ST
CALL RAYTHEON CO NEW									
DUE 11/19/11 52 500									
Expires Nov 11									
Symbol RTN	Jun 06, 11	-1 000	0 980	-97 99	100 000	1 000	-100 00	-2 01	ST
CALL MEDTRONIC INC									
DUE 11/19/11 45 000									
Expires Nov 11									
Symbol MDT	Jun 06, 11	-1 000	0 430	-42 99	24 500	0 245	-24 50	18 49	ST
CALL ILLINOIS TOOL WORKS									
DUE 12/17/11 60 000									
Expires Dec 11									
Symbol ITW	Jun 23, 11	-1 000	1 300	-129 99	160 000	1 600	-160 00	-30 01	ST
CALL VEOLIA ENVIRONNEMEN									
DUE 01/21/12 30 000									
Expires Jan 12									
Symbol VE	Jun 23, 11	-1 000	1 200	-119 99	145 000	1 450	-145 00	-25 01	ST
Total				-\$1,238.30			-\$1,215.00	\$23.30	



Friendly account name: MF FDTN DIV RUL
Account number: Y1 13971 3V

Your assets (continued)

Your total assets

	Value on Jun 30 (\$)	Percentage of your account	Cost basis (\$)	Estimated annual income (\$)	Unrealized gain or loss (\$)
Cash	1,891.67	1.05%	1,891.67		
Cash and money balances					
Common stock	179,715.57		168,577.08	5,754.00	11,138.49
Short options	-1,215.00		-1,238.30		23.30
Total equities	178,500.57	98.95%	167,338.78	5,754.00	11,161.79
Total	\$180,392.24	100.00%	\$169,230.45	\$5,754.00	\$11,161.79



Portfolio Management Program
June 2011

Account name: MACOMBER FAMILY FOUNDATION
Friendly account name: MF FDTN CREDIT
Account number: Y1 14416 3N

Your Financial Advisor:
WITOVER/ROSENTHAL
212-821-7000/800-308-3140

Your assets

Some prices, income and current values shown may be approximate. As a result, gains and losses may not be accurately reflected. See *Important information about your statement* at the end of this document for more information.

Cash

Cash and money balances

Holding	Opening balance on Jun 1 (\$)	Closing balance on Jun 30 (\$)	Price per share on Jun 30 (\$)	Average rate	Dividend/interest period	Days in period
Cash	0 00	0 64				
RMA MONEY MKT PORTFOLIO	539 49	2,200 88	1 00	0 01%	May 24 to Jun 23	31
Total	\$539.49	\$2,201.52				

Fixed income

Closed end funds & Exchange traded products

Holding	Trade date	Number of shares	Purchase price per share (\$)	Cost basis (\$)	Price per share on Jun 30 (\$)	Value on Jun 30 (\$)	Unrealized gain or loss (\$)	Holding period
ISHARES BARCLAY 3-7 YEAR TREAS								
BD FD								
Symbol IEI Exchange NYSE								
EAI \$39 Current yield 1 96%	Jun 10, 11	17 000	117 890	2,004 13	117 100	1,990 70	-13 43	ST
ISHARES TRUST S&P U S PFD								
STOCK INDEX FUND								
Symbol PFF Exchange NYSE								
EAI \$370 Current yield 7 18%	Dec 30, 10	127 000	38 666	4,910 65	39 660	5,036 82	126 17	ST
	May 23, 11	3 000	40 040	120 12	39 660	118 98	-1 14	ST
Security total		130 000		5,030 77		5,155 80	125 03	
Total				\$7,034.90		\$7,146.50	\$111.60	

Total estimated annual income: \$409



Friendly account name: MF FDTN CREDIT
 Account number: Y1 14416 3N

Your assets • Fixed income (continued)

Mutual funds

Total reinvested is the total of all reinvested dividends. It does not include any cash dividends. It is not a tax lot for the purposes of determining holding periods or cost basis. The shares you receive each time you reinvest dividends become a separate tax lot.

Cost basis is the total purchase cost of the security, including reinvested dividends. The cost basis may need to be adjusted for return of capital payments in order to determine the adjusted cost basis for tax reporting purposes.

Unrealized (tax) gain or loss is the difference between the current value and the cost basis and would generally be your taxable gain or loss if the security was sold on this date. The unrealized (tax) gain or loss may need to be adjusted for return of capital payments in order to determine the realized gain or loss for tax reporting purposes.

Investment return is the current value minus the amount you invested. It does not include any cash dividends that were not reinvested.

Holding	Number of shares	Purchase price/Average price per share (\$)	Client investment (\$)	Cost basis (\$)	Price per share on Jun 30 (\$)	Value on Jun 30 (\$)	Unrealized (tax) gain or loss (\$)	Investment return (\$)	Holding period
BLACKROCK STRATEGIC									
INCOME A									
Symbol	BASIX								
Trade date	1,565,475	10,000	15,654,75	15,654,75	9,910	15,513,85	-140,90		ST
Total reinvested	0,539	10,000		5,39	9,910	5,34	-0,05		
EAI	\$608 Current yield 3.92%								
Security total	1,566,014	10,000	15,654,75	15,660,14		15,519,19	-140,95		-135,56
DOUBLELINE CORE FIXED									
INCOME FUND CLASS N									
Symbol	DLFNX								
Trade date	874,684	10,680	9,341,62	9,341,62	10,590	9,262,90	-78,72		ST
EAI	\$517 Current yield 5.58%								
FT TEMPLETON GLOBAL BOND A									
Symbol	TPINX								
Trade date	727,093	13,570	9,866,65	9,866,65	13,910	10,113,86	247,21		ST
Trade date	9,117	13,590	123,90	123,90	13,910	126,82	2,92		ST
Total reinvested	16,313	13,664		222,91	13,910	226,91	4,00		
EAI	\$451 Current yield 4.31%								
Security total	752,523	13,572	9,990,55	10,213,46		10,467,59	254,13		477,04
LOOMIS SAYLES									
INVESTMENT GRADE BOND									
FUND CLASS A									
Symbol	LIGRX								
Trade date	601,595	12,060	7,255,24	7,255,24	12,440	7,483,84	228,60		ST
Total reinvested	20,337	12,309		250,33	12,440	252,99	2,66		
EAI	\$365 Current yield 4.72%								

continued next page



Portfolio Management Program
June 2011

Account name: MACOMBER FAMILY FOUNDATION
Friendly account name: MF FDTN CREDIT
Account number: Y1 14416 3N

Your Financial Advisor:
WITOVERROSENTHAL
212-821-7000/800-308-3140

Your assets • Fixed income • Mutual funds (continued)

Holding	Number of shares	Purchase price/Average price per share (\$)	Client investment (\$)	Cost basis (\$)	Price per share on Jun 30 (\$)	Value on Jun 30 (\$)	Unrealized (tax) gain or loss (\$)	Investment return (\$)	Holding period
Security total	621,932	12,068	7,255.24	7,505.57		7,736.83	231.26	481.59	
NEUBERGER BERMAN HIGH									
INCOME BOND FUND FUND A									
Symbol NH/AX									
Trade date Dec 30, 10	488,939	9,390	4,591.14	4,591.14	9,380	4,586.25	-4.89		ST
Trade date Dec 31, 10	12,138	9,330	113.25	113.25	9,380	113.85	0.60		ST
Trade date May 23, 11	13,392	9,590	128.43	128.43	9,380	125.62	-2.81		ST
Total reinvested	34,141	9,547		325.96	9,380	320.24	-5.72		
EAI \$366 Current yield 7.11%									
Security total	548,610	9,403	4,832.82	5,158.78		5,145.96	-12.82	313.14	
OPPENHEIMER SENIOR									
FLOATING RATE FUND									
CLASS A									
Symbol OOSAX									
Trade date Feb 17, 11	435,374	8,420	3,665.85	3,665.85	8,350	3,635.37	-30.48		ST
Trade date Feb 22, 11	105,109	8,420	885.02	885.02	8,350	877.66	-7.36		ST
Trade date Feb 23, 11	469,822	8,420	3,955.90	3,955.90	8,350	3,923.01	-32.89		ST
Trade date Feb 24, 11	120,143	8,410	1,010.40	1,010.40	8,350	1,003.19	-7.21		ST
Trade date May 23, 11	87,671	8,410	737.31	737.31	8,350	732.05	-5.26		ST
Total reinvested	20,514	8,403		172.39	8,350	171.29	-1.10		
EAI \$595 Current yield 5.75%									
Security total	1,238,633	8,418	10,254.48	10,426.87		10,342.58	-84.30	88.09	
PUTNAM DIVERSIFIED									
INCOME TRUST CLASS A									
Symbol PDINX									
Trade date Dec 30, 10	2,399,896	8,060	19,343.16	19,343.16	7,970	19,127.17	-215.99		ST
Total reinvested	90,766	8,146		739.43	7,970	723.40	-16.03		
EAI \$1,713 Current yield 8.63%									
Security total	2,490,662	8,063	19,343.16	20,082.59		19,850.57	-232.02	507.41	
TCW EMERGING MARKETS									
INCOME FUND CLASS N									

continued next page



Friendly account name: MF FDTN CREDIT
 Account number: Y1 14416 3N

Your assets • Fixed income • Mutual funds (continued)

Holding	Symbol	Number of shares	Purchase price/Average price per share (\$)	Client investment (\$)	Cost basis (\$)	Price per share on Jun 30 (\$)	Value on Jun 30 (\$)	Unrealized gain or loss (\$)	Unrealized (tax) gain or loss (\$)	Investment return (\$)	Holding period	
	Symbol TGINX											
	Trade date	Dec 30, 10		4,477 32	4,477 32	11 370	4,594 50	117 18			ST	
	Trade date	Feb 16, 11		193 61	193 61	11 370	199 40	5 79			ST	
	Total reinvested			371 18	371 18	11 370	376 98	5 80				
	EAI	\$334	Current yield	6.46%								
	Security total	454 783	11 087	4,670 93	5,042 11		5,170 88	128 77		499 95		
	THIRD AVENUE FOCUSED											
	CREDIT INVESTOR CLASS											
	Symbol TFCVX											
	Trade date	Feb 17, 11		1,969 94	1,969 94	11 270	1,912 25	-57 69			ST	
	Trade date	Feb 23, 11		5,347 40	5,347 40	11 270	5,190 80	-156 60			ST	
	Trade date	Feb 24, 11		2,845 08	2,845 08	11 270	2,764 15	-80 93			ST	
	Total reinvested			404 02	404 02	11 270	401 02	-3 00				
	EAI	\$701	Current yield	6.83%								
	Security total	911 111	11 597	10,162 42	10,566 44		10,268 22	-298 22		105 80		
	Total			\$91,505.97	\$93,997.58		\$93,764.72	-\$232.87		\$2,258.75		

Total estimated annual income: \$5,650

Your total assets

	Value on Jun 30 (\$)	Percentage of your account	Cost basis (\$)	Estimated annual income (\$)	Unrealized gain or loss (\$)
Cash	2,201.52	2.14%	2,201.52		
Fixed income					
Closed end funds & Exchange traded products	7,146 50		7,034 90	409 00	111 60
Mutual funds	93,764.72		93,997.58	5,650 00	-232.87
Total fixed income	100,911.22	97.86%	101,032.48	6,059.00	-121.27
Total	\$103,112.74	100.00%	\$103,234.00	\$6,059.00	-\$121.27



Managed Accounts Consulting
June 2011

Account name: MACOMBER FAMILY FOUNDATION
Friendly account name: MF FDTN LAZARD
Account number: Y1 14417 3N

Your Financial Advisor:
WITOVER/ROSENTHAL
212-821-7000/800-308-3140

Your assets

Some prices, income and current values shown may be approximate. As a result, gains and losses may not be accurately reflected. See *Important information about your Statement* at the end of this document for more information.

Cash

Cash and money balances

Holding	Opening balance on Jun 1 (\$)	Closing balance on Jun 30 (\$)	Price per share on Jun 30 (\$)	Average rate	Dividend/interest period	Days in period
Cash	4.84	0.00				
RMA MONEY MKT PORTFOLIO	3,848.41	4,175.16	1.00	0.01%	May 24 to Jun 23	31
Total	\$3,853.25	\$4,175.16				

Equities

Common stock

Holding	Trade date	Number of shares	Purchase price/Average price per share (\$)	Cost basis (\$)	Price per share on Jun 30 (\$)	Value on Jun 30 (\$)	Unrealized gain or loss (\$)	Holding period
AKBANK T A S. NEW ADR								
Symbol AKBTY Exchange OTC								
EAI \$32 Current yield 1.47%	Dec 31, 10	218,000	11.230	2,448.14	9.180	2,001.24	-446.90	ST
	Feb 24, 11	19,000	9.651	183.38	9.180	174.42	-8.96	ST
Security total		237,000	11.103	2,631.52		2,175.66	-455.86	
AMERICA MOVIL S A B DE C V								
SER L SPON ADR								
Symbol AMX Exchange NYSE								
EAI \$41 Current yield 0.95%	Dec 31, 10	77,000	57.050	4,392.85	53.880	4,148.76	-244.09	ST
	Feb 24, 11	3,000	55.440	166.32	53.880	161.64	-4.68	ST
Security total		80,000	56.990	4,559.17		4,310.40	-248.77	
BANCO DO BRASIL S A SPON ADR								
Symbol BDORY Exchange OTC								
EAI \$115 Current yield 2.38%	Dec 31, 10	227,000	19.500	4,426.50	17.930	4,070.11	-356.39	ST
	Feb 24, 11	17,000	18.322	311.49	17.930	304.81	-6.68	ST
	May 26, 11	25,000	17.560	439.00	17.930	448.25	9.25	ST
Security total		269,000	19.245	5,176.99		4,823.17	-353.82	

continued next page

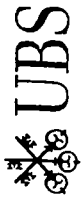


Friendly account name: MF FDTN LAZARD
 Account number: Y1 14417 3N

Your assets > Equities > Common stock (continued)

Holding	Trade date	Number of shares	Purchase price/Average price per share (\$)	Cost basis (\$)	Price per share on Jun 30 (\$)	Value on Jun 30 (\$)	Unrealized gain or loss (\$)	Holding period
BANCO MACRO S A SPON ADS								
REPSTG CL B ARS								
Symbol BMA Exchange NYSE								
EAI \$247 Current yield 7.89%	Dec 31, 10	61 000	49 380	3,012 18	37 740	2,302 14	-710 04	ST
	Mar 28, 11	12 000	39 020	468 25	37 740	452 88	-15 37	ST
	May 4, 11	10 000	37 593	375 93	37 740	377 40	1 47	ST
Security total		83 000	46 462	3,856 36		3,132 42	-723 94	
BIDVEST GROUP LTD NEW SPON ADR								
Symbol BDVSY Exchange OTC								
EAI \$98 Current yield 2.84%	Dec 31, 10	49 000	48 300	2,366 70	44 880	2,199 12	-167 58	ST
	Feb 24, 11	14 000	43 710	611 94	44 880	628 32	16 38	ST
	Mar 29, 11	5 000	42 812	214 06	44 880	224 40	10 34	ST
	Apr 29, 11	9 000	45 989	413 90	44 880	403 92	-9 98	ST
Security total		77 000	46 839	3,606 60		3,455 76	-150 84	
CHINA CONSTR BK CORP ADR								
Symbol CICHY Exchange OTC								
EAI \$158 Current yield 6.37%	Dec 31, 10	143 000	18 130	2,592 59	16 650	2,380 95	-211 64	ST
	Feb 24, 11	6 000	16 980	101 88	16 650	99 90	-1 98	ST
Security total		149 000	18 084	2,694 47		2,480 85	-213 62	
CIELO S A SPON ADR								
Symbol CIOXY Exchange OTC								
EAI \$537 Current yield 7.75%	Dec 31, 10	269 000	21 250	5,716 25	25 750	6,926 75	1,210 50	ST
	Jun 9, 11	87,000	25.321	2,202.94	25.500	2,218.50	15.56	
	Jun 24, 11	31,000	24.922	772.57	25.500	790.50	17.93	
Security total		118,000	25.216	2,975.51		3,009.00	33.49	ST
COMMERCIAL INTL BANK ADR								
Symbol CIBEY Exchange OTC								
EAI \$89 Current yield 2.91%	Dec 31, 10	535 000	8 330	4,456 55	5 030	2,691 05	-1,765 50	ST
	Jun 8, 11	73 000	5 165	377 11	5 030	367 19	-9 92	ST
Security total		608 000	7 950	4,833 66		3,058 24	-1,775 42	
COMPANHIA SIDERURGICA NAC ADR								
Symbol SID Exchange NYSE								
EAI \$173 Current yield 5.12%	Dec 31, 10	223 000	16 598	3,701 44	12 460	2,778 58	-922 86	ST

continued next page



Managed Accounts Consulting
June 2011

Account name: MACOMBER FAMILY FOUNDATION
Friendly account name: MF FDTN LAZARD
Account number: Y1 14417 3N

Your Financial Advisor:
WITOVER/ROSENTHAL
212-821-7000/800-308-3140

Your assets • Equities • Common stock (continued)

Holding	Trade date	Number of shares	Purchase price/Average price per share (\$)	Cost basis (\$)	Price per share on Jun 30 (\$)	Value on Jun 30 (\$)	Unrealized gain or loss (\$)	Holding period
	May 3, 11	9 000	15 366	138 30	12 460	112 14	-26 16	ST
	Jun 10, 11	39 000	12 800	499.20	12 460	485 94	-13 26	ST
Security total		271 000	16 011	4,338 94		3,376 66	-962 28	
COMPANHIA ENERGETICA DE MINAS								
GERAIS SPONSORED ADR PAR \$ 01								
REP NON VTG ADR								
Symbol CIG Exchange NYSE								
EAI \$275 Current yield 5.25%								
	Dec 31, 10	254 000	16 589	4,213 66	20 640	5,242 56	1,028 90	ST
COMPANHIA DE BEBIDAS DAS AMERS								
AMBEV SPON ADR								
Symbol ABV Exchange NYSE								
EAI \$30 Current yield 0.57%								
	Dec 31, 10	100 000	31 253	3,125 30	33 730	3,373 00	247 70	ST
	Feb 24, 11	31 000	26 449	819 92	33 730	1,045 63	225 71	ST
	Mar 28, 11	24 000	26 717	641 22	33 730	809 52	168 30	ST
Security total		155 000	29 590	4,586 44		5,228 15	641 71	
DESARROLLADORA HOMEX S A DE C								
V SPON ADR								
	Feb 24, 11	69 000	28 198	1,945 68	25 230	1,740 87	-204.81	ST
GRUPO TELEvisa SA DE CV GLOBAL								
DEP RCT REP ORD MEXICO ADR								
Symbol TV Exchange NYSE								
EAI \$17 Current yield 0.59%								
	Dec 31, 10	113 000	25 878	2,924 26	24 600	2,779 80	-144 46	ST
	Feb 24, 11	5 000	23 650	118 25	24 600	123 00	4 75	ST
Security total		118 000	25 784	3,042 51		2,902 80	-139 71	
INFOSYS LTD SPON ADR								
Symbol INFY Exchange OTC								
EAI \$28 Current yield 0.98%								
	Dec 31, 10	42 000	76 013	3,192 55	65 230	2,739 66	-452.89	ST
	Feb 24, 11	2 000	66 433	132 87	65 230	130 46	-2 41	ST
Security total		44 000	75 578	3,325 42		2,870 12	-455 30	
KIMBERLY CLARK DE MEXICO ADR								
ADR								
Symbol KCDMY Exchange OTC								
EAI \$138 Current yield 4.16%								
	Dec 31, 10	98 000	30 490	2,988 02	32 850	3,219 30	231 28	ST

continued next page

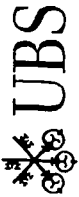


Friendly account name: MF FDTN LAZARD
Account number: Y1 14417 3N

Your assets • Equities • Common stock (continued)

Holding	Trade date	Number of shares	Purchase price/Average price per share (\$)	Cost basis (\$)	Price per share on Jun 30 (\$)	Value on Jun 30 (\$)	Unrealized gain or loss (\$)	Holding period
Security total	Feb 24, 11	3 000	28 750	86 25	32 850	98 55	12 30	ST
KOC HOLDINGS ADR		101 000	30 438	3,074 27		3,317 85	243 58	
Symbol KHOLY Exchange OTC								
EAI \$139 Current yield 4 87%	Dec 31, 10	82 000	24 350	1,996 70	21 470	1,760 54	-236 16	ST
Security total	Feb 24, 11	51 000	20 659	1,053 61	21 470	1,094 97	41 36	ST
		133 000	22 935	3,050 31		2,855 51	-194 80	
KUMBA IRON ORE LTD ZAR								
Symbol KIROY Exchange OTC								
EAI \$154 Current yield 6 73%	Dec 31, 10	32 000	64 650	2,068 80	71 460	2,286 72	217 92	ST
MASSMART HLDGS LTD ADR								
Symbol MIMRTY Exchange OTC								
EAI \$63 Current yield 2 48%	Dec 31, 10	62 000	44 740	2,773 88	41 050	2,545 10	-228 78	ST
MOBILE TELESYSTEMS OJSC SPON ADR								
Symbol MBT Exchange NYSE								
EAI \$180 Current yield 4 55%	Dec 31, 10	204 000	20 808	4,244 91	19 020	3,880 08	-364 83	ST
Security total	Feb 24, 11	4 000	18 656	74 63	19 020	76 08	1 45	ST
		208 000	20 767	4,319 54		3,956 16	-363 38	
NEDBANK GROUP LTD SPON ADR								
Symbol NDBKY Exchange OTC								
EAI \$102 Current yield 3 07%	Dec 31, 10	146 000	20 050	2,927 30	21 580	3,150 68	223 38	ST
Security total	Feb 24, 11	8 000	17 827	142 62	21 580	172 64	30 02	ST
		154 000	19 935	3,069 92		3,323 32	253 40	
NETEASE COM INC SPON ADR								
Symbol NITES Exchange OTC								
Dec 31, 10	Dec 31, 10	44 000	36 690	1,614 36	45 090	1,983 96	369 60	ST
ORASCOM CONSTR SPON ADR								
Symbol ORSCY Exchange OTC								
EAI \$55 Current yield 2 16%	Dec 31, 10	35 000	49 750	1,741 25	45 550	1,594 25	-147 00	ST
Security total	Mar 29, 11	21 000	40 070	841 47	45 550	956 55	115 08	ST
		56 000	46 120	2,582 72		2,550 80	-31 92	
ORIFLAME COSMETICS SA ADR								
Symbol OFLMY Exchange OTC								
EAI \$141 Current yield 3 52%	Dec 31, 10	163 000	26 660	4,345 58	24 580	4,006 54	-339 04	ST

continued next page



Managed Accounts Consulting
June 2011

Account name: MACOMBER FAMILY FOUNDATION
Friendly account name: MF FDTN LAZARD
Account number: Y1 14417 3N

Your Financial Advisor:
WITOVER/ROSENTHAL
212-821-7000/800-308-3140

YOUR assets • Equities • Common stock (continued)

Holding	Trade date	Number of shares	Purchase price/Average price per share (\$)	Cost basis (\$)	Price per share on Jun 30 (\$)	Value on Jun 30 (\$)	Unrealized gain or loss (\$)	Holding period
PT TELEKOMUNIKASI INDONESIA								
SPON ADR								
Symbol TLK Exchange NYSE								
EAI \$275 Current yield 6 53%	Dec 31, 10	122 000	35 678	4,352 81	34 500	4,209 00	-143 81	ST
PHILIPPINE LONG DISTANCE TEL								
CO SPONSORED ADR ADR								
Symbol PHI Exchange NYSE								
EAI \$210 Current yield 4 92%	Dec 31, 10	79 000	58 680	4,635 72	54 040	4,269 16	-366 56	ST
PRETORIA PORTLAND CEMENT CO								
LTD ADR								
Symbol PPCYY Exchange OTC								
EAI \$102 Current yield 5 53%	Dec 31, 10	218 000	10 850	2,365 30	7 810	1,702 58	-662 72	ST
	Feb 24, 11	18 000	7 668	138 04	7 810	140 58	2 54	ST
Security total		236 000	10 607	2,503.34		1,843 16	-660 18	
PT BK MANDIRI PERSERO TBK ADR								
Symbol PPERY Exchange OTC								
EAI \$46 Current yield 1 41%	Dec 31, 10	395 000	7 470	2,950 65	8 260	3,262 70	312 05	ST
PT PERUSAHAAN GAS NEGARA PERSE								
ADR								
Symbol PPAAY Exchange OTC								
EAI \$78 Current yield 2 82%	Apr 7, 11	32 000	22 575	722 41	23 250	744 00	21 59	ST
	May 3, 11	31 000	24 114	747 55	23 250	720 75	-26 80	ST
	May 31, 11	27 000	23 810	642 87	23 250	627 75	-15 12	ST
	Jun 10, 11	29 000	23 337	676 78	23 250	674 25	-2 53	ST
Security total		119 000	23 442	2,789 61		2,766 75	-22 86	
PT SEMEN GRESIK PERSERO ADR								
Symbol PSGTY Exchange OTC								
EAI \$108 Current yield 2 37%	Dec 31, 10	81 000	53 700	4,349 70	56 250	4,556 25	206 55	ST
PT UTD TRACTORS ADR								
Symbol PUTKY Exchange OTC								
EAI \$39 Current yield 1 23%	Dec 31, 10	54 000	53 250	2,875 50	58 680	3,168 72	293 22	ST
SANLAM LTD SPON ADR								
Symbol SLLDY Exchange OTC								
EAI \$88 Current yield 4 04%	Dec 31, 10	107 000	21 470	2,297 29	20 360	2,178 52	-118 77	ST

continued next page

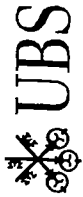


Friendly account name: MF FDTN LAZARD
Account number: Y1 14417 3N

Your assets • Equities • Common stock (continued)

Holding	Trade date	Number of shares	Purchase price/ Average price per share (\$)	Cost basis (\$)	Price per share on Jun 30 (\$)	Value on Jun 30 (\$)	Unrealized gain or loss (\$)	Holding period
SHINHAN FINANCIAL HLDG CO SPON								
ADR								
Symbol SHG Exchange NYSE								
EAI \$46 Current yield 1 09%	Dec 31, 10	40 000	93 990	3,759 60	95 950	3,838 00	78 40	ST
	Apr 28, 11	4 000	93 914	375 66	95 950	383 80	8 14	ST
Security total		44 000	93 983	4,135 26		4,221 80	86 54	
SHOPRITE HOLDINGS ADR								
Symbol SRHG Exchange OTC								
EAI \$62 Current yield 1 98%	Dec 31, 10	89 000	30 650	2,727 85	30 180	2,686 02	-41 83	ST
	Feb 24, 11	15 000	26 676	400 14	30 180	452 70	52 56	ST
Security total		104 000	30 077	3,127 99		3,138 72	10 73	
STANDARD BK GROUP LTD ADR								
Symbol SBGOY Exchange OTC								
EAI \$147 Current yield 5 69%	Dec 31, 10	87 000	33 080	2,877 96	29 670	2,581 29	-296 67	ST
TAIWAN SEMICONDUCTOR MFG CO								
LTD ADR								
Symbol TSM Exchange NYSE								
EAI \$192 Current yield 6 24%	Dec 31, 10	244 000	12 486	3,046 71	12 610	3,076 84	30 13	ST
TIGER BRANDS LTD NEW ADR								
Symbol TBLMY Exchange OTC								
EAI \$114 Current yield 3 61%	Dec 31, 10	88 000	29 590	2,603 92	29 200	2,569 60	-34 32	ST
	Feb 24, 11	20 000	25 247	504 94	29 200	584 00	79 06	ST
Security total		108 000	28 786	3,108 86		3,153 60	44 74	
TURKCELL ILETISIM HIZMETLERI								
A S NEW ADR								
Symbol TKC Exchange NYSE								
	Dec 31, 10	262 000	16 986	4,450 54	13 550	3,550 10	-900 44	ST
	Feb 24, 11	10 000	14 269	142 69	13 550	135 50	-7 19	ST
Security total		272 000	16 887	4,593 23		3,685 60	-907 63	
ULTRAPAR PARTICIPACOES SA SPON								
ADR								
Symbol UGP Exchange NYSE								
EAI \$76 Current yield 2 56%	Dec 31, 10	164 000	16 247	2,664 59	18 130	2,973 32	308 73	ST

continued next page



Managed Accounts Consulting
June 2011

Account name: MACOMBER FAMILY FOUNDATION
Friendly account name: MF FDTN LAZARD
Account number: Y1 14417 3N

Your Financial Advisor:
WITOVER/ROSENTHAL
212-821-7000/800-308-3140

Your assets • Equities • Common stock (continued)

Holding	Trade date	Number of shares	Purchase price/Average price per share (\$)	Cost basis (\$)	Price per share on Jun 30 (\$)	Value on Jun 30 (\$)	Unrealized gain or loss (\$)	Holding period
WEICHAI POWER CO LTD ADR								
Symbol WEICY Exchange OTC								
EAI \$30 Current yield 0.92%								
	Dec 31, 10	27 000	63 320	1,709 64	58 300	1,574 10	-135 54	ST
	Feb 24, 11	2 000	66 347	132 69	58 300	116 60	-16 09	ST
	Mar 25, 11	16 000	59 166	946 66	58 300	932 80	-13 86	ST
	Jun 10, 11	11 000	54 576	600 34	58 300	641 30	40 96	ST
Security total		56 000	60 524	3,389 33		3,264 80	-124 53	
YPF SOCIEDAD ANONIMA SPONS ADR								
DEP SHS REP 1 CL D ARGENTINA ADR								
Symbol YPF Exchange NYSE								
EAI \$226 Current yield 7.07%								
	Mar 18, 11	7 000	46 665	326 66	45 050	315 35	-11 31	ST
	Mar 28, 11	60 000	42 481	2,548 89	45 050	2,703 00	154 11	ST
	May 9, 11	4 000	41 903	167 61	45 050	180 20	12 59	ST
Security total		71 000	42 861	3,043 16		3,198 55	155 39	
Total				\$ 141,144 27		\$ 137,108 15	-\$ 4,036 12	

Total estimated annual income: \$4,701

Fixed income

Preferred securities

Holding	Trade date	Number of shares	Purchase price per share (\$)	Cost basis (\$)	Price per share on Jun 30 (\$)	Value on Jun 30 (\$)	Unrealized gain or loss (\$)	Holding period
VALE SA-SP PREFERRED SPON ADR								
Symbol VALE P Exchange NYSE								
	Dec 31, 10	174 000	30 279	5,268 58	28 960	5,039 04	-229 54	ST
	Feb 24, 11	13 000	29 783	387 19	28 960	376 48	-10 71	ST
Security total		187 000		5,655 77		5,415 52	-240 25	



Friendly account name: MIF FDTN LAZARD
Account number: Y1 14417 3N

Your assets (continued)

Your total assets

	Value on Jun 30 (\$)	Cost basis (\$)	Estimated annual income (\$)	Unrealized gain or loss (\$)
Cash	4,175.16	4,175.16		
Equities				
Common stock	137,108.15	141,144.27	4,701.00	-4,036.12
Preferred securities	5,415.52	5,655.77		-240.25
Total	\$ 146,698.83	\$ 150,975.20	\$ 4,701.00	-\$ 4,276.37