











See a Social Security Number? Say Something!
Report Privacy Problems to <https://public.resource.org/privacy>
Or call the IRS Identity Theft Hotline at 1-800-908-4490



<div>Form 990</div> <div></div> <div>Department of the Treasury Internal Revenue Service</div>	<div>Return of Organization Exempt From Income Tax</div> <div>Under section 501(c), 527, or 4947(a)(1) of the Internal Revenue Code (except black lung benefit trust or private foundation)</div> <div> The organization may have to use a copy of this return to satisfy state reporting requirements</div>	<div>OMB No 1545-0047</div> <div>2010</div> <div>Open to Public Inspection</div>
---	---	--







A For the 2010 calendar year, or tax year beginning 07-01-2010 and ending 06-30-2011		
B Check if applicable <input type="checkbox"/> Address change <input type="checkbox"/> Name change <input type="checkbox"/> Initial return <input type="checkbox"/> Terminated <input type="checkbox"/> Amended return <input type="checkbox"/> Application pending	C Name of organization THE HOWARD UNIVERSITY	D Employer identification number 53-0204707
	Doing Business As	E Telephone number (202) 806-6100
	Number and street (or P O box if mail is not delivered to street address) 2400 6TH STREET NW	Room/suite
	G Gross receipts \$ 1,176,278,790	
	City or town, state or country, and ZIP + 4 WASHINGTON, DC 20059	
	F Name and address of principal officer ROBERT M TAROLA 2400 6TH STREET NW WASHINGTON, DC 20059	H(a) Is this a group return for affiliates? <input type="checkbox"/> Yes <input checked="" type="checkbox"/> No H(b) Are all affiliates included? <input type="checkbox"/> Yes <input type="checkbox"/> No If "No," attach a list (see instructions) H(c) Group exemption number 
I Tax-exempt status <input checked="" type="checkbox"/> 501(c)(3) <input type="checkbox"/> 501(c) ()  (Insert no) <input type="checkbox"/> 4947(a)(1) or <input type="checkbox"/> 527		
J Website:  WWW.HOWARD.EDU		
K Form of organization <input checked="" type="checkbox"/> Corporation <input type="checkbox"/> Trust <input type="checkbox"/> Association <input type="checkbox"/> Other 		L Year of formation 1867
		M State of legal domicile DC

Part I	Summary
Activities & Governance	1 Briefly describe the organization’s mission or most significant activities SEE SCHEDULE O HOWARD UNIVERSITY IS AN INSTITUTION THAT EDUCATES STUDENTS, DEVELOPS PROFESSIONALS, CONDUCTS RESEARCH, AND SERVES PATIENTS THROUGH 12 SCHOOLS OF HIGHER EDUCATION AND AN ACADEMIC MEDICAL CENTER
	2 Check this box  if the organization discontinued its operations or disposed of more than 25% of its net assets
	3 Number of voting members of the governing body (Part VI, line 1a)
	4 Number of independent voting members of the governing body (Part VI, line 1b)
	5 Total number of individuals employed in calendar year 2010 (Part V, line 2a)
Revenue	6 Total number of volunteers (estimate if necessary)
	7a Total unrelated business revenue from Part VIII, column (C), line 12
	b Net unrelated business taxable income from Form 990-T, line 34
Expenses	8 Contributions and grants (Part VIII, line 1h)
	9 Program service revenue (Part VIII, line 2g)
	10 Investment income (Part VIII, column (A), lines 3, 4, and 7d)
	11 Other revenue (Part VIII, column (A), lines 5, 6d, 8c, 9c, 10c, and 11e)
	12 Total revenue—add lines 8 through 11 (must equal Part VIII, column (A), line 12)
	13 Grants and similar amounts paid (Part IX, column (A), lines 1–3)
	14 Benefits paid to or for members (Part IX, column (A), line 4)
	15 Salaries, other compensation, employee benefits (Part IX, column (A), lines 5–10)
Net Assets or Fund Balances	16a Professional fundraising fees (Part IX, column (A), line 11e)
	b Total fundraising expenses (Part IX, column (D), line 25)  5,464,742
	17 Other expenses (Part IX, column (A), lines 11a–11d, 11f–24f)
	18 Total expenses Add lines 13–17 (must equal Part IX, column (A), line 25)
	19 Revenue less expenses Subtract line 18 from line 12
	20 Total assets (Part X, line 16)
	21 Total liabilities (Part X, line 26)
	22 Net assets or fund balances Subtract line 21 from line 20

Part II

Signature Block

Under penalties of perjury, I declare that I have examined this return, including accompanying schedules and statements, and to the best of my knowledge and belief, it is true, correct, and complete. Declaration of preparer (other than officer) is based on all information of which preparer has any knowledge.

Sign Here	 *****	2011-12-06	
	Signature of officer	Date	
Paid Preparer Use Only	 ROBERT M TAROLA SENIOR VP, CFO AND TREASURER		
	Type or print name and title		
Paid Preparer Use Only	Print/Type preparer's name WILLIAM J ADAMS	Preparer's signature WILLIAM J ADAMS	Date
	Firm's name  URISH POPECK & CO LLC	Check if self-employed <input type="checkbox"/>	
	Firm's address  THREE GATEWAY CENTER SUITE 2400 PITTSBURGH, PA 152221015	PTIN Firm's EIN  Phone no  (412) 391-1994	
May the IRS discuss this return with the preparer shown above? (see instructions) <input checked="" type="checkbox"/> Yes <input type="checkbox"/> No			

Part III

Statement of Program Service Accomplishments

Check if Schedule O contains a response to any question in this Part III

1

Briefly describe the organization's mission

HOWARD UNIVERSITY IS AN INSTITUTION THAT EDUCATES STUDENTS, DEVELOPS PROFESSIONALS, CONDUCTS RESEARCH, AND SERVES PATIENTS THROUGH 12 SCHOOLS OF HIGHER EDUCATION AND AN ACADEMIC MEDICAL CENTER

2

Did the organization undertake any significant program services during the year which were not listed on the prior Form 990 or 990-EZ?

Yes

No

If "Yes," describe these new services on Schedule O

3

Did the organization cease conducting, or make significant changes in how it conducts, any program services?

Yes

No

If "Yes," describe these changes on Schedule O

4

Describe the exempt purpose achievements for each of the organization's three largest program services by expenses

Section 501(c)(3) and 501(c)(4) organizations and section 4947(a)(1) trusts are required to report the amount of grants and allocations to others, the total expenses, and revenue, if any, for each program service reported

4a

(Code) (Expenses \$ 440,505,235 including grants of \$ 61,422) (Revenue \$ 275,672,000)

EDUCATION, GENERAL/OTHER - HOWARD UNIVERSITY IS A COMPREHENSIVE RESEARCH ORIENTED HISTORICALLY BLACK PRIVATE UNIVERSITY PROVIDING AN EDUCATIONAL EXPERIENCE OF EXCEPTIONAL QUALITY TO STUDENTS OF HIGH ACADEMIC POTENTIAL WITH PARTICULAR EMPHASIS UPON THE PROVISION OF EDUCATIONAL OPPORTUNITIES TO ALL STUDENTS HOWARD UNIVERSITY SERVES A COMMUNITY OF APPROXIMATELY 10,000 STUDENTS

4b

(Code) (Expenses \$ 321,655,698 including grants of \$) (Revenue \$ 341,581,000)

A PRIVATE, NONPROFIT INSTITUTION, HOWARD UNIVERSITY HOSPITAL IS THE NATIONS'S ONLY TEACHING HOSPITAL LOCATED ON THE CAMPUS OF A HISTORICALLY BLACK UNIVERSITY IT OFFERS MEDICAL STUDENTS A SUPERIOR LEARNING ENVIRONMENT AND OPPORTUNITIES TO OBSERVE OR PARTICIPATE IN GROUND-BREAKING CLINICAL AND RESEARCH WORK WITH PROFESSIONALS WHO ARE CHANGING THE FACE OF HEALTH CARE HOWARD UNIVERSITY HOSPITAL ADMITS PATIENTS REGARDLESS OF THEIR ABILITY TO PAY

4c

(Code) (Expenses \$ 72,726,740 including grants of \$) (Revenue \$ 42,414,000)

THE UNIVERSITY OFFERS EDUCATIONAL SUPPORT THROUGH ITS AUXILIARY SERVICES FOR THE BENEFIT OF FACULTY, STAFF AND STUDENTS AUXILIARY SERVICES INCLUDE STUDENT HOUSING, FOOD SERVICE, BOOKSTORE, AND A PUBLIC TELEVISION STATION

4d

Other program services (Describe in Schedule O)

(Expenses \$ including grants of \$) (Revenue \$)

4e
























Total program service expenses

\$ 834,887,673

Form 990 (2010)

Part IV

Checklist of Required Schedules

		Yes	No
1	Is the organization described in section 501(c)(3) or 4947(a)(1) (other than a private foundation)? <i>If "Yes," complete Schedule A.</i> 	1	Yes
2	Is the organization required to complete Schedule B, Schedule of Contributors (see instruction)? 	2	Yes
3	Did the organization engage in direct or indirect political campaign activities on behalf of or in opposition to candidates for public office? <i>If "Yes," complete Schedule C, Part I.</i>	3	No
4	Section 501(c)(3) organizations. Did the organization engage in lobbying activities, or have a section 501(h) election in effect during the tax year? <i>If "Yes," complete Schedule C, Part II.</i>	4	No
5	Is the organization a section 501(c)(4), 501(c)(5), or 501(c)(6) organization that receives membership dues, assessments, or similar amounts as defined in Revenue Procedure 98-19? <i>If "Yes," complete Schedule C, Part III.</i>	5	
6	Did the organization maintain any donor advised funds or any similar funds or accounts where donors have the right to provide advice on the distribution or investment of amounts in such funds or accounts? <i>If "Yes," complete Schedule D, Part I.</i> 	6	No
7	Did the organization receive or hold a conservation easement, including easements to preserve open space, the environment, historic land areas or historic structures? <i>If "Yes," complete Schedule D, Part II.</i> 	7	Yes
8	Did the organization maintain collections of works of art, historical treasures, or other similar assets? <i>If "Yes," complete Schedule D, Part III.</i> 	8	Yes
9	Did the organization report an amount in Part X, line 21, serve as a custodian for amounts not listed in Part X, or provide credit counseling, debt management, credit repair, or debt negotiation services? <i>If "Yes," complete Schedule D, Part IV.</i> 	9	No
10	Did the organization, directly or through a related organization, hold assets in term, permanent, or quasi-endowments? <i>If "Yes," complete Schedule D, Part V.</i> 	10	Yes
11	If the organization's answer to any of the following questions is 'Yes,' then complete Schedule D, Parts VI, VII, VIII, IX, or X as applicable		
a	Did the organization report an amount for land, buildings, and equipment in Part X, line 10? <i>If "Yes," complete Schedule D, Part VI.</i> 	11a	Yes
b	Did the organization report an amount for investments—other securities in Part X, line 12 that is 5% or more of its total assets reported in Part X, line 16? <i>If "Yes," complete Schedule D, Part VII.</i> 	11b	Yes
c	Did the organization report an amount for investments—program related in Part X, line 13 that is 5% or more of its total assets reported in Part X, line 16? <i>If "Yes," complete Schedule D, Part VIII.</i> 	11c	No
d	Did the organization report an amount for other assets in Part X, line 15 that is 5% or more of its total assets reported in Part X, line 16? <i>If "Yes," complete Schedule D, Part IX.</i> 	11d	Yes
e	Did the organization report an amount for other liabilities in Part X, line 25? <i>If "Yes," complete Schedule D, Part X.</i> 	11e	Yes
f	Did the organization's separate or consolidated financial statements for the tax year include a footnote that addresses the organization's liability for uncertain tax positions under FIN 48 (ASC 740)? <i>If "Yes," complete Schedule D, Part X.</i> 	11f	Yes
12a	Did the organization obtain separate, independent audited financial statements for the tax year? <i>If "Yes," complete Schedule D, Parts XI, XII, and XIII.</i> 	12a	Yes
b	Was the organization included in consolidated, independent audited financial statements for the tax year? <i>If "Yes," and if the organization answered 'No' to line 12a, then completing Schedule D, Parts XI, XII, and XIII is optional.</i> 	12b	No
13	Is the organization a school described in section 170(b)(1)(A)(ii)? <i>If "Yes," complete Schedule E.</i> 	13	Yes
14a	Did the organization maintain an office, employees, or agents outside of the United States?	14a	Yes
b	Did the organization have aggregate revenues or expenses of more than \$10,000 from grantmaking, fundraising, business, and program service activities outside the United States? <i>If "Yes," complete Schedule F, Parts I and IV.</i> 	14b	Yes
15	Did the organization report on Part IX, column (A), line 3, more than \$5,000 of grants or assistance to any organization or entity located outside the U S ? <i>If "Yes," complete Schedule F, Parts II and IV.</i> 	15	No
16	Did the organization report on Part IX, column (A), line 3, more than \$5,000 of aggregate grants or assistance to individuals located outside the U S ? <i>If "Yes," complete Schedule F, Parts III and IV.</i> 	16	Yes
17	Did the organization report a total of more than \$15,000, of expenses for professional fundraising services on Part IX, column (A), lines 6 and 11e? <i>If "Yes," complete Schedule G, Part I (see instructions).</i> 	17	Yes
18	Did the organization report more than \$15,000 total of fundraising event gross income and contributions on Part VIII, lines 1c and 8a? <i>If "Yes," complete Schedule G, Part II.</i> 	18	Yes
19	Did the organization report more than \$15,000 of gross income from gaming activities on Part VIII, line 9a? <i>If "Yes," complete Schedule G, Part III.</i> 	19	No
20a	Did the organization operate one or more hospitals? <i>If "Yes," complete Schedule H.</i> 	20a	Yes
b	If "Yes" to line 20a, did the organization attach its audited financial statement to this return? Note. Some Form 990 filers that operate one or more hospitals must attach audited financial statements (see instructions)	20b	Yes

Part IV

Checklist of Required Schedules (continued)

21	Did the organization report more than \$5,000 of grants and other assistance to governments and organizations in the United States on Part IX, column (A), line 1? <i>If "Yes," complete Schedule I, Parts I and II</i>	21	Yes	
22	Did the organization report more than \$5,000 of grants and other assistance to individuals in the United States on Part IX, column (A), line 2? <i>If "Yes," complete Schedule I, Parts I and III</i>	22	Yes	
23	Did the organization answer "Yes" to Part VII, Section A, questions 3, 4, or 5, about compensation of the organization's current and former officers, directors, trustees, key employees, and highest compensated employees? <i>If "Yes," complete Schedule J</i>	23	Yes	
24a	Did the organization have a tax-exempt bond issue with an outstanding principal amount of more than \$100,000 as of the last day of the year, that was issued after December 31, 2002? <i>If "Yes," answer lines 24b-24d and complete Schedule K. If "No," go to line 25</i>	24a	Yes	
b	Did the organization invest any proceeds of tax-exempt bonds beyond a temporary period exception?	24b		No
c	Did the organization maintain an escrow account other than a refunding escrow at any time during the year to defease any tax-exempt bonds?	24c		No
d	Did the organization act as an "on behalf of" issuer for bonds outstanding at any time during the year?	24d		No
25a	Section 501(c)(3) and 501(c)(4) organizations. Did the organization engage in an excess benefit transaction with a disqualified person during the year? <i>If "Yes," complete Schedule L, Part I</i>	25a		No
b	Is the organization aware that it engaged in an excess benefit transaction with a disqualified person in a prior year, and that the transaction has not been reported on any of the organization's prior Forms 990 or 990-EZ? <i>If "Yes," complete Schedule L, Part I</i>	25b		No
26	Was a loan to or by a current or former officer, director, trustee, key employee, highly compensated employee, or disqualified person outstanding as of the end of the organization's tax year? <i>If "Yes," complete Schedule L, Part II</i>	26	Yes	
27	Did the organization provide a grant or other assistance to an officer, director, trustee, key employee, substantial contributor, or a grant selection committee member, or to a person related to such an individual? <i>If "Yes," complete Schedule L, Part III</i>	27		No
28	Was the organization a party to a business transaction with one of the following parties? (see Schedule L, Part IV instructions for applicable filing thresholds, conditions, and exceptions)			
a	A current or former officer, director, trustee, or key employee? <i>If "Yes," complete Schedule L, Part IV</i>	28a		No
b	A family member of a current or former officer, director, trustee, or key employee? <i>If "Yes," complete Schedule L, Part IV</i>	28b		No
c	An entity of which a current or former officer, director, trustee, or key employee (or a family member thereof) was an officer, director, trustee, or direct or indirect owner? <i>If "Yes," complete Schedule L, Part IV</i>	28c	Yes	
29	Did the organization receive more than \$25,000 in non-cash contributions? <i>If "Yes," complete Schedule M</i>	29	Yes	
30	Did the organization receive contributions of art, historical treasures, or other similar assets, or qualified conservation contributions? <i>If "Yes," complete Schedule M</i>	30		No
31	Did the organization liquidate, terminate, or dissolve and cease operations? <i>If "Yes," complete Schedule N, Part I</i>	31		No
32	Did the organization sell, exchange, dispose of, or transfer more than 25% of its net assets? <i>If "Yes," complete Schedule N, Part II</i>	32		No
33	Did the organization own 100% of an entity disregarded as separate from the organization under Regulations sections 301.7701-2 and 301.7701-3? <i>If "Yes," complete Schedule R, Part I</i>	33		No
34	Was the organization related to any tax-exempt or taxable entity? <i>If "Yes," complete Schedule R, Parts II, III, IV, and V, line 1</i>	34		No
35	Is any related organization a controlled entity within the meaning of section 512(b)(13)?	35		No
a	Did the organization receive any payment from or engage in any transaction with a controlled entity within the meaning of section 512(b)(13)? <i>If "Yes," complete Schedule R, Part V, line 2</i> <input type="checkbox"/> Yes <input checked="" type="checkbox"/> No			
36	Section 501(c)(3) organizations. Did the organization make any transfers to an exempt non-charitable related organization? <i>If "Yes," complete Schedule R, Part V, line 2</i>	36		No
37	Did the organization conduct more than 5% of its activities through an entity that is not a related organization and that is treated as a partnership for federal income tax purposes? <i>If "Yes," complete Schedule R, Part VI</i>	37		No
38	Did the organization complete Schedule O and provide explanations in Schedule O for Part VI, lines 11 and 19? Note. All Form 990 filers are required to complete Schedule O	38	Yes	

Part V Statements Regarding Other IRS Filings and Tax Compliance					
Check if Schedule O contains a response to any question in this Part V <input type="checkbox"/>					
		Yes	No		
1a	Enter the number reported in Box 3 of Form 1096. Enter -0- if not applicable.	1a	2,823		
b	Enter the number of Forms W-2G included in line 1a. Enter -0- if not applicable.	1b	0		
c	Did the organization comply with backup withholding rules for reportable payments to vendors and reportable gaming (gambling) winnings to prize winners?	1c	Yes		
2a	Enter the number of employees reported on Form W-3, Transmittal of Wage and Tax Statements filed for the calendar year ending with or within the year covered by this return.	2a	8,934		
b	If at least one is reported on line 2a, did the organization file all required federal employment tax returns? Note. If the sum of lines 1a and 2a is greater than 250, you may be required to e-file (see instructions).	2b	Yes		
3a	Did the organization have unrelated business gross income of \$1,000 or more during the year?	3a	Yes		
b	If "Yes," has it filed a Form 990-T for this year? If "No," provide an explanation in Schedule O.	3b	Yes		
4a	At any time during the calendar year, did the organization have an interest in, or a signature or other authority over, a financial account in a foreign country (such as a bank account, securities account, or other financial account)?	4a	Yes		
b	If "Yes," enter the name of the foreign country: ▶ NI, MI See instructions for filing requirements for Form TD F 90-22.1, Report of Foreign Bank and Financial Accounts.				
5a	Was the organization a party to a prohibited tax shelter transaction at any time during the tax year?	5a			No
b	Did any taxable party notify the organization that it was or is a party to a prohibited tax shelter transaction?	5b			No
c	If "Yes" to line 5a or 5b, did the organization file Form 8886-T?	5c			
6a	Does the organization have annual gross receipts that are normally greater than \$100,000, and did the organization solicit any contributions that were not tax deductible?	6a			No
b	If "Yes," did the organization include with every solicitation an express statement that such contributions or gifts were not tax deductible?	6b			
7 Organizations that may receive deductible contributions under section 170(c).					
a	Did the organization receive a payment in excess of \$75 made partly as a contribution and partly for goods and services provided to the payor?	7a	Yes		
b	If "Yes," did the organization notify the donor of the value of the goods or services provided?	7b	Yes		
c	Did the organization sell, exchange, or otherwise dispose of tangible personal property for which it was required to file Form 8282?	7c			No
d	If "Yes," indicate the number of Forms 8282 filed during the year.	7d			
e	Did the organization receive any funds, directly or indirectly, to pay premiums on a personal benefit contract?	7e			No
f	Did the organization, during the year, pay premiums, directly or indirectly, on a personal benefit contract?	7f			No
g	If the organization received a contribution of qualified intellectual property, did the organization file Form 8899 as required?	7g			
h	If the organization received a contribution of cars, boats, airplanes, or other vehicles, did the organization file a Form 1098-C?	7h			
8 Sponsoring organizations maintaining donor advised funds and section 509(a)(3) supporting organizations. Did the supporting organization, or a donor advised fund maintained by a sponsoring organization, have excess business holdings at any time during the year?					
8					
9 Sponsoring organizations maintaining donor advised funds.					
a	Did the organization make any taxable distributions under section 4966?	9a			
b	Did the organization make a distribution to a donor, donor advisor, or related person?	9b			
10 Section 501(c)(7) organizations. Enter					
a	Initiation fees and capital contributions included on Part VIII, line 12.	10a			
b	Gross receipts, included on Form 990, Part VIII, line 12, for public use of club facilities.	10b			
11 Section 501(c)(12) organizations. Enter					
a	Gross income from members or shareholders.	11a			
b	Gross income from other sources (Do not net amounts due or paid to other sources against amounts due or received from them).	11b			
12a Section 4947(a)(1) non-exempt charitable trusts. Is the organization filing Form 990 in lieu of Form 1041?					
b	If "Yes," enter the amount of tax-exempt interest received or accrued during the year.	12b			
13 Section 501(c)(29) qualified nonprofit health insurance issuers.					
a	Is the organization licensed to issue qualified health plans in more than one state? Note. See the instructions for additional information the organization must report on Schedule O.	13a			
b	Enter the amount of reserves the organization is required to maintain by the states in which the organization is licensed to issue qualified health plans.	13b			
c	Enter the amount of reserves on hand.	13c			
14a Did the organization receive any payments for indoor tanning services during the tax year?					
14a					
b	If "Yes," has it filed a Form 720 to report these payments? If "No," provide an explanation in Schedule O.	14b			No

Part VI

Governance, Management, and Disclosure For each "Yes" response to lines 2 through 7b below, and for a "No" response to lines 8a, 8b, or 10b below, describe the circumstances, processes, or changes in Schedule O. See instructions.
Check if Schedule O contains a response to any question in this Part VI ☒

Section A. Governing Body and Management			Yes	No
1a	Enter the number of voting members of the governing body at the end of the tax year	1a33		
b	Enter the number of voting members included in line 1a, above, who are independent	1b31		
2	Did any officer, director, trustee, or key employee have a family relationship or a business relationship with any other officer, director, trustee, or key employee?	2		No
3	Did the organization delegate control over management duties customarily performed by or under the direct supervision of officers, directors or trustees, or key employees to a management company or other person?	3	Yes	
4	Did the organization make any significant changes to its governing documents since the prior Form 990 was filed?	4		No
5	Did the organization become aware during the year of a significant diversion of the organization's assets?	5		No
6	Does the organization have members or stockholders?	6		No
7a	Does the organization have members, stockholders, or other persons who may elect one or more members of the governing body?	7a		No
b	Are any decisions of the governing body subject to approval by members, stockholders, or other persons?	7b		No
8	Did the organization contemporaneously document the meetings held or written actions undertaken during the year by the following			
a	The governing body?	8a	Yes	
b	Each committee with authority to act on behalf of the governing body?	8b	Yes	
9	Is there any officer, director, trustee, or key employee listed in Part VII, Section A, who cannot be reached at the organization's mailing address? If "Yes," provide the names and addresses in Schedule O	9		No

Section B. Policies (This Section B requests information about policies not required by the Internal Revenue Code.)			Yes	No
10a	Does the organization have local chapters, branches, or affiliates?	10a		No
b	If "Yes," does the organization have written policies and procedures governing the activities of such chapters, affiliates, and branches to ensure their operations are consistent with those of the organization?	10b		
11a	Has the organization provided a copy of this Form 990 to all members of its governing body before filing the form?	11a	Yes	
b	Describe in Schedule O the process, if any, used by the organization to review this Form 990			
12a	Does the organization have a written conflict of interest policy? If "No," go to line 13	12a	Yes	
b	Are officers, directors or trustees, and key employees required to disclose annually interests that could give rise to conflicts?	12b	Yes	
c	Does the organization regularly and consistently monitor and enforce compliance with the policy? If "Yes," describe in Schedule O how this is done	12c	Yes	
13	Does the organization have a written whistleblower policy?	13	Yes	
14	Does the organization have a written document retention and destruction policy?	14	Yes	
15	Did the process for determining compensation of the following persons include a review and approval by independent persons, comparability data, and contemporaneous substantiation of the deliberation and decision?			
a	The organization's CEO, Executive Director, or top management official	15a	Yes	
b	Other officers or key employees of the organization If "Yes" to line 15a or 15b, describe the process in Schedule O (See instructions)	15b	Yes	
16a	Did the organization invest in, contribute assets to, or participate in a joint venture or similar arrangement with a taxable entity during the year?	16a		No
b	If "Yes," has the organization adopted a written policy or procedure requiring the organization to evaluate its participation in joint venture arrangements under applicable federal tax law, and taken steps to safeguard the organization's exempt status with respect to such arrangements?	16b		

Section C. Disclosure	
17	List the States with which a copy of this Form 990 is required to be filed <input checked="" type="checkbox"/> DC , NY
18	Section 6104 requires an organization to make its Form 1023 (or 1024 if applicable), 990, and 990-T (501(c)(3)s only) available for public inspection. Indicate how you make these available. Check all that apply. <input checked="" type="checkbox"/> Own website <input type="checkbox"/> Another's website <input checked="" type="checkbox"/> Upon request
19	Describe in Schedule O whether (and if so, how), the organization makes its governing documents, conflict of interest policy, and financial statements available to the public. See Additional Data Table.
20	State the name, physical address, and telephone number of the person who possesses the books and records of the organization <input checked="" type="checkbox"/> ROBERT M TAROLA 2244 10TH STREET NW WASHINGTON, DC 20059 (202) 806-2411

Check if Schedule O contains a response to any question in this Part VII ☐

☐ Check this box if neither the organization nor any related organization compensated any current officer, director, or trustee

Form **990** (2010)

Part VII

Section A. Officers, Directors, Trustees, Key Employees, and Highest Compensated Employees (continued)

(A) Name and Title	(B) Average hours per week (describe hours for related organizations in Schedule O)	(C) Position (check all that apply)						(D) Reportable compensation from the organization (W-2/1099-MISC)	(E) Reportable compensation from related organizations (W-2/1099-MISC)	(F) Estimated amount of other compensation from the organization and related organizations
		Individual trustee or director	Institutional Trustee	Officer	Key employee	Highest compensated employee	Former			
See Additional Data Table										
1b Sub-Total										
c Total from continuation sheets to Part VII, Section A										
d Total (add lines 1b and 1c)								7,816,848	0	521,495

2

Total number of individuals (including but not limited to those listed above) who received more than \$100,000 in reportable compensation from the organization▶746

	Yes	No
3 Did the organization list any former officer, director or trustee, key employee, or highest compensated employee on line 1a? <i>If "Yes," complete Schedule J for such individual</i>	3 Yes	
4 For any individual listed on line 1a, is the sum of reportable compensation and other compensation from the organization and related organizations greater than \$150,000? <i>If "Yes," complete Schedule J for such individual</i>	4 Yes	
5 Did any person listed on line 1a receive or accrue compensation from any unrelated organization or individual for services rendered to the organization? <i>If "Yes," complete Schedule J for such person</i>	5 Yes	

Section B. Independent Contractors

1

Complete this table for your five highest compensated independent contractors that received more than \$100,000 of compensation from the organization

(A) Name and business address	(B) Description of services	(C) Compensation
SODEXHO INC & ASSOCIATES 9801 GAITHERSBURG, MD 20878	SEE SCHEDULE O	12,377,034
PRICE WATERHOUSE COOPERS LLP 1800 TYSONS BOULEVARD MCLEAN, VA 22102	SEE SCHEDULE O	6,647,983
BENNETT GROUP INC 1230 31ST ST NW WASHINGTON, DC 20007	SEE SCHEDULE O	3,720,020
UNICCO SERVICE COMPANY 4100 N FAIRFAX DR ARLINGTON, VA 22203	SEE SCHEDULE O	2,718,126
CITY SECURITY CONSULTANTS 2010 KENDALL ST NE WASHINGTON, DC 20002	SEE SCHEDULE O	2,701,478
2 Total number of independent contractors (including but not limited to those listed above) who received more than \$100,000 in compensation from the organization ▶89		

Part VIII

Statement of Revenue

			(A) Total revenue	(B) Related or exempt function revenue	(C) Unrelated business revenue	(D) Revenue excluded from tax under sections 512, 513, or 514
Contributions, gifts, grants and other similar amounts	1a Federated campaigns 1a					
	b Membership dues 1b					
	c Fundraising events 1c	2,000,345				
	d Related organizations 1d					
	e Government grants (contributions) 1e	234,668,000				
	f All other contributions, gifts, grants, and similar amounts not included above 1f	8,374,655				
	g Noncash contributions included in lines 1a-1f \$	73,997				
	h Total. Add lines 1a-1f		245,043,000			
	Program Service Revenue	2a	Business Code			
PATIENT SERVICES		624100	371,958,000	371,958,000		
b ACADEMIC SERVICES		611710	275,969,000	275,969,000		
c AUXILIARY SERVICES		721310	61,135,000	42,127,020	19,007,980	
d						
e						
f All other program service revenue						
g Total. Add lines 2a-2f			709,062,000			
Other Revenue		3 Investment income (including dividends, interest and other similar amounts)				
	4 Income from investment of tax-exempt bond proceeds . .		7,433,000	7,409,986	23,014	
	5 Royalties					
	6a Gross Rents	(i) Real	(ii) Personal			
		1,140,632	14,763			
	b Less rental expenses	1,378,708				
	c Rental income or (loss)	-238,076	14,763			
	d Net rental income or (loss)			-223,313		-223,313
	7a Gross amount from sales of assets other than inventory	(i) Securities	(ii) Other			
		203,644,000	37,522			
	b Less cost or other basis and sales expenses	184,757,000				
	c Gain or (loss)	18,887,000	37,522			
	d Net gain or (loss)			18,924,522		18,924,522
	8a Gross income from fundraising events (not including \$ 2,000,345 of contributions reported on line 1c) See Part IV, line 18	a				
		196,322				
	b Less direct expenses b	1,133,232				
	c Net income or (loss) from fundraising events . .			-936,910		-936,910
	9a Gross income from gaming activities See Part IV, line 19 . a					
	b Less direct expenses b					
	c Net income or (loss) from gaming activities . .					
10a Gross sales of inventory, less returns and allowances	a					
b Less cost of goods sold b						
c Net income or (loss) from sales of inventory . .						
Miscellaneous Revenue	Business Code					
11a OTHER REVENUE		9,707,551			9,707,551	
b						
c						
d All other revenue						
e Total. Add lines 11a-11d		9,707,551				
12 Total revenue. See Instructions		989,009,850	697,464,006	19,030,994	27,471,850	

Part IX

Statement of Functional Expenses

Section 501(c)(3) and 501(c)(4) organizations must complete all columns.

All other organizations must complete column (A) but are not required to complete columns (B), (C), and (D).

Do not include amounts reported on lines 6b, 7b, 8b, 9b, and 10b of Part VIII.		(A) Total expenses	(B) Program service expenses	(C) Management and general expenses	(D) Fundraising expenses
1	Grants and other assistance to governments and organizations in the U S See Part IV, line 21	5,644,853	5,644,853		
2	Grants and other assistance to individuals in the U S See Part IV, line 22	64,997,442	64,997,442		
3	Grants and other assistance to governments, organizations, and individuals outside the U S See Part IV, lines 15 and 16	6,151,591	6,151,591		
4	Benefits paid to or for members				
5	Compensation of current officers, directors, trustees, and key employees	4,439,937		4,151,266	288,671
6	Compensation not included above, to disqualified persons (as defined under section 4958(f)(1)) and persons described in section 4958(c)(3)(B)				
7	Other salaries and wages	377,827,510	343,118,561	31,644,951	3,063,998
8	Pension plan contributions (include section 401(k) and section 403(b) employer contributions)	41,256,279	24,213,190	17,043,089	
9	Other employee benefits	46,897,846	41,690,666	4,972,322	234,858
10	Payroll taxes	25,661,219	20,704,152	4,305,440	651,627
a	Fees for services (non-employees)				
	Management	1,795,833		1,795,833	
b	Legal	2,751,764		2,751,764	
c	Accounting	3,907,655		3,907,655	
d	Lobbying				
e	Professional fundraising services See Part IV, line 17	85,071			85,071
f	Investment management fees	1,939,891		1,939,891	
g	Other	68,007,181	40,354,133	27,375,149	277,899
12	Advertising and promotion	4,045,903	3,916,709	81,320	47,874
13	Office expenses	80,604,371	63,014,182	16,963,632	626,557
14	Information technology	1,608,202	1,233,093	370,701	4,408
15	Royalties	2,797,343	2,789,793		7,550
16	Occupancy	30,721,216	21,091,685	9,604,254	25,277
17	Travel	3,417,381	3,224,325	170,351	22,705
18	Payments of travel or entertainment expenses for any federal, state, or local public officials				
19	Conferences, conventions, and meetings	10,311,106	9,455,298	775,826	79,982
20	Interest	10,890,587	9,434,014	1,456,573	
21	Payments to affiliates				
22	Depreciation, depletion, and amortization	50,866,832	46,824,870	4,041,962	
23	Insurance	20,764,363	17,818,557	2,945,806	
24	Other expenses Itemize expenses not covered above (List miscellaneous expenses in line 24f If line 24f amount exceeds 10% of line 25, column (A) amount, list line 24f expenses on Schedule O)				
a	CHARITY CARE	51,658,187	51,658,187		
b	BAD DEBT EXPENSE	30,935,231	30,376,430	558,801	
c	TRAINEE EXPENSE	10,356,812	10,356,812		
d	AUXILIARY/BOOKSTORE	9,684,630	9,684,630		
e	FEES (DUES, PERMITS, BA	6,991,010	6,991,010		
f	All other expenses	191,755	143,490		48,265
25	Total functional expenses. Add lines 1 through 24f	977,209,001	834,887,673	136,856,586	5,464,742
26	Joint costs. Check here <input checked="" type="checkbox"/> if following SOP 98-2 (ASC 958-720) Complete this line only if the organization reported in column (B) joint costs from a combined educational campaign and fundraising solicitation				

Part X

Balance Sheet

					(A)		(B)
					Beginning of year		End of year
Assets	1	Cash—non-interest-bearing			22,352,890	1	23,686,000
	2	Savings and temporary cash investments			9,215,477	2	3,594,000
	3	Pledges and grants receivable, net			21,177,149	3	17,788,000
	4	Accounts receivable, net			88,742,529	4	82,593,000
	5	Receivables from current and former officers, directors, trustees, key employees, and highest compensated employees. Complete Part II of Schedule L				5	120,000
	6	Receivables from other disqualified persons (as defined under section 4958(f)(1)), persons described in section 4958(c)(3)(B), and contributing employers, and sponsoring organizations of section 501(c)(9) voluntary employees' beneficiary organizations (see instructions). Schedule L			120,000	6	
	7	Notes and loans receivable, net			9,052,615	7	8,547,000
	8	Inventories for sale or use			746,154	8	
	9	Prepaid expenses and deferred charges			11,687,924	9	16,556,000
	10a	Land, buildings, and equipment: cost or other basis. Complete Part VI of Schedule D	10a	1,411,132,000	589,358,626	10c	604,352,000
	b	Less: accumulated depreciation	10b	806,780,000			
	11	Investments—publicly traded securities			382,491,923	11	447,799,000
	12	Investments—other securities. See Part IV, line 11			76,596,000	12	102,505,000
	13	Investments—program-related. See Part IV, line 11				13	
	14	Intangible assets				14	
	15	Other assets. See Part IV, line 11			37,321,336	15	151,051,000
16	Total assets. Add lines 1 through 15 (must equal line 34)			1,248,862,623	16	1,458,591,000	
Liabilities	17	Accounts payable and accrued expenses			285,903,152	17	279,958,000
	18	Grants payable				18	
	19	Deferred revenue			7,056,873	19	8,454,000
	20	Tax-exempt bond liabilities			152,151,792	20	294,057,000
	21	Escrow or custodial account liability. Complete Part IV of Schedule D				21	
	22	Payables to current and former officers, directors, trustees, key employees, highest compensated employees, and disqualified persons. Complete Part II of Schedule L				22	
	23	Secured mortgages and notes payable to unrelated third parties			60,454,685	23	
	24	Unsecured notes and loans payable to unrelated third parties			9,285,000	24	74,317,000
	25	Other liabilities. Complete Part X of Schedule D			260,089,970	25	193,902,000
	26	Total liabilities. Add lines 17 through 25			774,941,472	26	850,688,000
Net Assets or Fund Balances	Organizations that follow SFAS 117, check here <input checked="" type="checkbox"/> and complete lines 27 through 29, and lines 33 and 34.						
	27	Unrestricted net assets			191,474,030	27	284,160,000
	28	Temporarily restricted net assets			178,538,721	28	209,045,000
	29	Permanently restricted net assets			103,908,400	29	114,698,000
	Organizations that do not follow SFAS 117, check here <input type="checkbox"/> and complete lines 30 through 34.						
	30	Capital stock or trust principal, or current funds				30	
	31	Paid-in or capital surplus, or land, building or equipment fund				31	
	32	Retained earnings, endowment, accumulated income, or other funds				32	
	33	Total net assets or fund balances			473,921,151	33	607,903,000
34	Total liabilities and net assets/fund balances			1,248,862,623	34	1,458,591,000	

Part XI Reconciliation of Net Assets

Check if Schedule O contains a response to any question in this Part XI

1	Total revenue (must equal Part VIII, column (A), line 12)	1	989,009,850
2	Total expenses (must equal Part IX, column (A), line 25)	2	977,209,001
3	Revenue less expenses Subtract line 2 from line 1	3	11,800,849
4	Net assets or fund balances at beginning of year (must equal Part X, line 33, column (A))	4	473,921,151
5	Other changes in net assets or fund balances (explain in Schedule O)	5	122,181,000
6	Net assets or fund balances at end of year Combine lines 3, 4, and 5 (must equal Part X, line 33, column (B))	6	607,903,000

Part XII Financial Statements and Reporting

Check if Schedule O contains a response to any question in this Part XII

		Yes	No
1	Accounting method used to prepare the Form 990 <input type="checkbox"/> Cash <input checked="" type="checkbox"/> Accrual <input type="checkbox"/> Other If the organization changed its method of accounting from a prior year or checked "Other," explain in Schedule O		
2a	Were the organization's financial statements compiled or reviewed by an independent accountant?		No
b	Were the organization's financial statements audited by an independent accountant?	Yes	
c	If "Yes," to 2a or 2b, does the organization have a committee that assumes responsibility for oversight of the audit, review, or compilation of its financial statements and selection of an independent accountant? If the organization changed either its oversight process or selection process during the tax year, explain in Schedule O	Yes	
d	If "Yes" to line 2a or 2b, check a box below to indicate whether the financial statements for the year were issued on a separate basis, consolidated basis, or both <input checked="" type="checkbox"/> Separate basis <input type="checkbox"/> Consolidated basis <input type="checkbox"/> Both consolidated and separated basis		
3a	As a result of a federal award, was the organization required to undergo an audit or audits as set forth in the Single Audit Act and OMB Circular A-133?	Yes	
b	If "Yes," did the organization undergo the required audit or audits? If the organization did not undergo the required audit or audits, explain why in Schedule O and describe any steps taken to undergo such audits	Yes	

SCHEDULE A

(Form 990 or 990EZ)

Department of the Treasury
Internal Revenue Service

Public Charity Status and Public Support

Complete if the organization is a section 501(c)(3) organization or a section 4947(a)(1) nonexempt charitable trust.

▶ Attach to Form 990 or Form 990-EZ. ▶ See separate instructions.

OMB No 1545-0047

2010

Open to Public
Inspection

Name of the organization THE HOWARD UNIVERSITY	Employer identification number 53-0204707
---	--

Part I

Reason for Public Charity Status (All organizations must complete this part.) See instructions

The organization is not a private foundation because it is (For lines 1 through 11, check only one box)

- 1

☐

A church, convention of churches, or association of churches described in **section 170(b)(1)(A)(i).**
- 2

☒

A school described in **section 170(b)(1)(A)(ii).** (Attach Schedule E)
- 3

☐

A hospital or a cooperative hospital service organization described in **section 170(b)(1)(A)(iii).**
- 4

☐

A medical research organization operated in conjunction with a hospital described in **section 170(b)(1)(A)(iii).** Enter the hospital's name, city, and state
- 5

☐

An organization operated for the benefit of a college or university owned or operated by a governmental unit described in **section 170(b)(1)(A)(iv).** (Complete Part II)
- 6

☐

A federal, state, or local government or governmental unit described in **section 170(b)(1)(A)(v).**
- 7

☐

An organization that normally receives a substantial part of its support from a governmental unit or from the general public described in **section 170(b)(1)(A)(vi)** (Complete Part II)
- 8

☐

A community trust described in **section 170(b)(1)(A)(vi)** (Complete Part II)
- 9

☐

An organization that normally receives (1) more than 33 1/3% of its support from contributions, membership fees, and gross receipts from activities related to its exempt functions—subject to certain exceptions, and (2) no more than 33 1/3% of its support from gross investment income and unrelated business taxable income (less section 511 tax) from businesses acquired by the organization after June 30, 1975 See **section 509(a)(2).** (Complete Part III)
- 10

☐

An organization organized and operated exclusively to test for public safety See**section 509(a)(4).**
- 11

☐

An organization organized and operated exclusively for the benefit of, to perform the functions of, or to carry out the purposes of one or more publicly supported organizations described in section 509(a)(1) or section 509(a)(2) See **section 509(a)(3).** Check the box that describes the type of supporting organization and complete lines 11e through 11h

a

☐

Type I

b

☐

Type II

c

☐

Type III - Functionally integrated

d

☐

Type III - Other
- e

☐

By checking this box, I certify that the organization is not controlled directly or indirectly by one or more disqualified persons other than foundation managers and other than one or more publicly supported organizations described in section 509(a)(1) or section 509(a)(2)
- f

☐

If the organization received a written determination from the IRS that it is a Type I, Type II or Type III supporting organization, check this box
- g

☐

Since August 17, 2006, has the organization accepted any gift or contribution from any of the following persons?

(i)

a person who directly or indirectly controls, either alone or together with persons described in (ii) and (iii) below, the governing body of the the supported organization?

(ii)

a family member of a person described in (i) above?

(iii)

a 35% controlled entity of a person described in (i) or (ii) above?
- h

☐

Provide the following information about the supported organization(s)

	Yes	No
11g(i)		
11g(ii)		
11g(iii)		

(i) Name of supported organization	(ii) EIN	(iii) Type of organization (described on lines 1- 9 above or IRC section (see instructions))	(iv) Is the organization in col (i) listed in your governing document?		(v) Did you notify the organization in col (i) of your support?		(vi) Is the organization in col (i) organized in the U S ?		(vii) Amount of support
			Yes	No	Yes	No	Yes	No	
Total									

Part II

Support Schedule for Organizations Described in Sections 170(b)(1)(A)(iv) and 170(b)(1)(A)(vi)

(Complete only if you checked the box on line 5, 7, or 8 of Part I or if the organization failed to qualify under Part III. If the organization fails to qualify under the tests listed below, please complete Part III.)

Section A. Public Support						
Calendar year (or fiscal year beginning in) ▶	(a) 2006	(b) 2007	(c) 2008	(d) 2009	(e) 2010	(f) Total
1 Gifts, grants, contributions, and membership fees received (Do not include any "unusual grants.")						
2 Tax revenues levied for the organization's benefit and either paid to or expended on its behalf						
3 The value of services or facilities furnished by a governmental unit to the organization without charge						
4 Total. Add lines 1 through 3						
5 The portion of total contributions by each person (other than a governmental unit or publicly supported organization) included on line 1 that exceeds 2% of the amount shown on line 11, column (f)						
6 Public Support. Subtract line 5 from line 4						

Section B. Total Support						
Calendar year (or fiscal year beginning in) ▶	(a) 2006	(b) 2007	(c) 2008	(d) 2009	(e) 2010	(f) Total
7 Amounts from line 4						
8 Gross income from interest, dividends, payments received on securities loans, rents, royalties and income from similar sources						
9 Net income from unrelated business activities, whether or not the business is regularly carried on						
10 Other income Do not include gain or loss from the sale of capital assets (Explain in Part IV)						
11 Total support (Add lines 7 through 10)						
12 Gross receipts from related activities, etc (See instructions)					12	
13 First Five Years If the Form 990 is for the organization's first, second, third, fourth, or fifth tax year as a 501(c)(3) organization, check this box and stop here ▶						

Section C. Computation of Public Support Percentage						
14 Public Support Percentage for 2010 (line 6 column (f) divided by line 11 column (f))		14				
15 Public Support Percentage for 2009 Schedule A, Part II, line 14		15				
16a 33 1/3% support test—2010. If the organization did not check the box on line 13, and line 14 is 33 1/3% or more, check this box and stop here. The organization qualifies as a publicly supported organization ▶						
b 33 1/3% support test—2009. If the organization did not check the box on line 13 or 16a, and line 15 is 33 1/3% or more, check this box and stop here. The organization qualifies as a publicly supported organization ▶						
17a 10%-facts-and-circumstances test—2010. If the organization did not check a box on line 13, 16a, or 16b and line 14 is 10% or more, and if the organization meets the "facts and circumstances" test, check this box and stop here. Explain in Part IV how the organization meets the "facts and circumstances" test The organization qualifies as a publicly supported organization ▶						
b 10%-facts-and-circumstances test—2009. If the organization did not check a box on line 13, 16a, 16b, or 17a and line 15 is 10% or more, and if the organization meets the "facts and circumstances" test, check this box and stop here. Explain in Part IV how the organization meets the "facts and circumstances" test The organization qualifies as a publicly supported organization ▶						
18 Private Foundation If the organization did not check a box on line 13, 16a, 16b, 17a or 17b, check this box and see instructions ▶						

Part IIISupport Schedule for Organizations Described in Section 509(a)(2)
(Complete only if you checked the box on line 9 of Part I or if the organization failed to qualify under Part II. If the organization fails to qualify under the tests listed below, please complete Part II.)

Section A. Public Support						
Calendar year (or fiscal year beginning in) ▶	(a) 2006	(b) 2007	(c) 2008	(d) 2009	(e) 2010	(f) Total
1 Gifts, grants, contributions, and membership fees received (Do not include any "unusual grants.")						
2 Gross receipts from admissions, merchandise sold or services performed, or facilities furnished in any activity that is related to the organization's tax-exempt purpose						
3 Gross receipts from activities that are not an unrelated trade or business under section 513						
4 Tax revenues levied for the organization's benefit and either paid to or expended on its behalf						
5 The value of services or facilities furnished by a governmental unit to the organization without charge						
6 Total. Add lines 1 through 5						
7a Amounts included on lines 1, 2, and 3 received from disqualified persons						
b Amounts included on lines 2 and 3 received from other than disqualified persons that exceed the greater of \$5,000 or 1% of the amount on line 13 for the year						
c Add lines 7a and 7b						
8 Public Support (Subtract line 7c from line 6)						

Section B. Total Support						
Calendar year (or fiscal year beginning in) ▶	(a) 2006	(b) 2007	(c) 2008	(d) 2009	(e) 2010	(f) Total
9 Amounts from line 6						
10a Gross income from interest, dividends, payments received on securities loans, rents, royalties and income from similar sources						
b Unrelated business taxable income (less section 511 taxes) from businesses acquired after June 30, 1975						
c Add lines 10a and 10b						
11 Net income from unrelated business activities not included in line 10b, whether or not the business is regularly carried on						
12 Other income. Do not include gain or loss from the sale of capital assets (Explain in Part IV.)						
13 Total support (Add lines 9, 10c, 11 and 12.)						
14 First Five Years If the Form 990 is for the organization's first, second, third, fourth, or fifth tax year as a section501(c)(3) organization, check this box and stop here ▶						

Section C. Computation of Public Support Percentage		
15 Public Support Percentage for 2010 (line 8 column (f) divided by line 13 column (f))	15	
16 Public support percentage from 2009 Schedule A, Part III, line 15	16	

Section D. Computation of Investment Income Percentage		
17 Investment income percentage for 2010 (line 10c column (f) divided by line 13 column (f))	17	
18 Investment income percentage from 2009 Schedule A, Part III, line 17	18	
19a 33 1/3% support tests—2010. If the organization did not check the box on line 14, and line 15 is more than 33 1/3% and line 17 is not more than 33 1/3%, check this box and stop here. The organization qualifies as a publicly supported organization ▶		
b 33 1/3% support tests—2009. If the organization did not check a box on line 14 or line 19a, and line 16 is more than 33 1/3% and line 18 is not more than 33 1/3%, check this box and stop here. The organization qualifies as a publicly supported organization ▶		
20 Private Foundation If the organization did not check a box on line 14, 19a or 19b, check this box and see instructions ▶		

Part IV

Supplemental Information. Supplemental Information. Complete this part to provide the explanations required by Part II, line 10; Part II, line 17a or 17b; and Part III, line 12. Also complete this part for any additional information. (See instructions).

Facts And Circumstances Test

Additional Data

Software ID:

Software Version:

EIN: 53-0204707

Name: THE HOWARD UNIVERSITY

Form 990, Part VII - Compensation of Officers, Directors, Trustees, Key Employees, Highest Compensated Employees, and Independent Contractors

(A) Name and Title	(B) Average hours per week	(C) Position (check all that apply)							(D) Reportable compensation from the organization (W- 2/1099-MISC)	(E) Reportable compensation from related organizations (W- 2/1099- MISC)	(F) Estimated amount of other compensation from the organization and related organizations
		Individual trustee or director	Institutional Trustee	Officer	Key employee	Highest compensated employee	Former				
SIDNEY A RIBEAU PHD PRESIDENT	40 00	X		X				594,465	0	127,450	
RICHARD L WRIGHT PHD BOARD MEMBER	40 00	X						129,614	0	18,272	
MR ADDISON BARRY RAND CHAIRMAN	1 00	X		X				0	0	0	
RENEE HIGGINBOTHAM-BROOKS ESQ VICE CHAIRWOMAN	1 00	X		X				0	0	0	
CHARISSE R LILLIE ESQ BOARD MEMBER	1 00	X						0	0	0	
DR REED V TUCKSON BOARD MEMBER	1 00	X						0	0	0	
MRS ELIZABETH G EARLY BOARD MEMBER	1 00	X						0	0	0	
MR ROBERT L LUMPKINS BOARD MEMBER	1 00	X						0	0	0	
ANITA STEARNS MAYO ESQ BOARD MEMBER	1 00	X						0	0	0	
MR GERALD D PROTHRO BOARD MEMBER	1 00	X						0	0	0	
HAROLD P FREEMAN MD BOARD MEMBER	1 00	X						0	0	0	
THE HONORABLE M KASIM REED ESQ BOARD MEMBER	1 00	X						0	0	0	
MR EARL G GRAVES SR BOARD MEMBER	1 00	X						0	0	0	
CHARLES J MCDONALD MD BOARD MEMBER	1 00	X						0	0	0	
FLORETTA DUKES MCKENZIE PHD BOARD MEMBER	1 00	X						0	0	0	
RUTH J SIMMONS PHD BOARD MEMBER	1 00	X						0	0	0	
WAYMAN F SMITH III ESQ BOARD MEMBER	1 00	X						0	0	0	
VERNON E JORDAN JR ESQ BOARD MEMBER	1 00	X						0	0	0	
STACEY J MOBLEY ESQ BOARD MEMBER	1 00	X						0	0	0	
MR JOHN A THAIN BOARD MEMBER	1 00	X						0	0	0	
CORNELL LEVERETTE MOORE ESQ BOARD MEMBER	1 00	X						0	0	0	
THE HONORABLE L DOUGLAS WILDER BOARD MEMBER	1 00	X						0	0	0	
MS JESSYE NORMAN BOARD MEMBER	1 00	X						0	0	0	
MR GREGORY A WHITE BOARD MEMBER	1 00	X						0	0	0	
MR JOHN D ZEGLIS BOARD MEMBER	1 00	X						0	0	0	

Form 990, Part VII - Compensation of Officers, Directors, Trustees, Key Employees, Highest Compensated Employees, and Independent Contractors

(A) Name and Title	(B) Average hours per week	(C) Position (check all that apply)							(D) Reportable compensation from the organization (W- 2/1099-MISC)	(E) Reportable compensation from related organizations (W- 2/1099- MISC)	(F) Estimated amount of other compensation from the organization and related organizations
		Individual trustee or director	Institutional Trustee	Officer	Key employee	Highest compensated employee	Former				
MS ERIN RIGSBY BOARD MEMBER	1 00	X						0	0	0	
MR PIERRE ETIENNE BOARD MEMBER	1 00	X						0	0	0	
WARNER LAWSON JR ESQ BOARD MEMBER	40 00	X						154,724	0	14,802	
MRS SHEILA JOHNSON BOARD MEMBER	1 00	X						0	0	0	
MR MARCUS WARE BOARD MEMBER	1 00	X						0	0	0	
CHARLES BOYD MD BOARD MEMBER	1 00	X						0	0	0	
PAUL COTTONMD BOARD MEMBER	1 00	X						0	0	0	
PATRICK HARKER PHD BOARD MEMBER	1 00	X						0	0	0	
MS AMY HILLIARD BOARD MEMBER	1 00	X						0	0	0	
JOSHUA B RALES ESQ BOARD MEMBER	1 00	X						0	0	0	
MRS BERNAREE P WILEY BOARD MEMBER	1 00	X						0	0	0	
ARTIS HAMPSHIRE-COWAN ESQ SENIOR VP AND SECRETARY	40 00			X				538,372	0	23,197	
HASSAN MINOR PHD SENIOR VP STRATEGIC PLANNING	40 00			X				808,439	0	28,349	
MR SIDNEY H EVANS JR CHIEF FINANCIAL OFFICER	40 00			X				286,546	0	1,056	
NORMA LEFTWICH ESQ GENERAL COUNSEL	40 00			X				488,907	0	28,517	
MRS NESTA BERNARD VP OF UNIVERSITY ADVANCEME	40 00			X				215,857	0	24,804	
MR ROBERT M TAROLA CPA CHIEF FINANCIAL OFFICER	40 00			X				0	0	0	
MR TROY STOVALL CHIEF OPERATING OFFICER	40 00			X				137,361	0	16,198	
JAMES H WYCHE PHD PROVOST & CHIEF ACADEMIC O	40 00			X				309,218	0	20,190	
EVE J HIGGINBOTHAM MD SVP OF HEALTH SCIENCES	40 00			X				624,396	0	17,935	
BARBARA GRIFFIN PHD VP OF STUDENT AFFAIRS	40 00			X				163,243	0	22,613	
LARRY WARREN CEO OF HOWARD UNIVERSITY H	40 00				X			0	0	0	
EDWARD CORNWELL III MD SURGEON-IN-CHIEF	40 00					X		732,237	0	34,408	
OSCAR STREETER MD RADIOLOGIST	40 00					X		517,683	0	29,828	
WAYNE FREDRICK MD INTERIM DIRECTOR CANCER CE	40 00					X		699,841	0	33,228	

Form 990, Part VII - Compensation of Officers, Directors, Trustees, Key Employees, Highest Compensated Employees, and Independent Contractors

(A) Name and Title	(B) Average hours per week	(C) Position (check all that apply)						(D) Reportable compensation from the organization (W- 2/1099-MISC)	(E) Reportable compensation from related organizations (W- 2/1099- MISC)	(F) Estimated amount of other compensation from the organization and related organizations
		Individual trustee or director	Institutional Trustee	Officer	Key employee	Highest compensated employee	Former			
CLAIRMONT GRIFFITH MD ANESTHESIOLOGIST	40 00					X		526,103	0	24,893
JOHN T HEBERT MD DIRECTOR, ANESTHESIOLOGY	40 00					X		553,286	0	34,418
H PATRICK SWYGERT ESQ FORMER PRESIDENT	40 00						X	168,157	0	17,353
RICHARD A ENGLISH FORMER CHIEF ACADEMIC OFFI	40 00						X	9,808	0	0
OLIVER G MCGEE PHD FORMER VP OF RESEARCH	40 00						X	168,399	0	3,984
ALVIN THORNTON PHD INTERIM PROVOST	40 00						X	219,779	0	26,433
DONALD E WILSON MD SENIOR VP OF HEALTH SCIENC	24 00						X	178,558	0	3,339
ELIZABETH STROUD FORMER VP HUMAN RESOURCES	40 00						X	155,056	0	2,923

SCHEDULE D
(Form 990)

Supplemental Financial Statements

▶ Complete if the organization answered "Yes," to Form 990, Part IV, line 6, 7, 8, 9, 10, 11, or 12.
▶ Attach to Form 990. ▶ See separate instructions.

OMB No 1545-0047

2010

Open to Public Inspection

Department of the Treasury
Internal Revenue Service

Name of the organization
THE HOWARD UNIVERSITY

Employer identification number
53-0204707

Part I Organizations Maintaining Donor Advised Funds or Other Similar Funds or Accounts. Complete if the organization answered "Yes" to Form 990, Part IV, line 6.

	(a) Donor advised funds	(b) Funds and other accounts
1	Total number at end of year	
2	Aggregate contributions to (during year)	
3	Aggregate grants from (during year)	
4	Aggregate value at end of year	
5	Did the organization inform all donors and donor advisors in writing that the assets held in donor advised funds are the organization's property, subject to the organization's exclusive legal control? <div><input type="checkbox"/> Yes <input type="checkbox"/> No</div>	
6	Did the organization inform all grantees, donors, and donor advisors in writing that grant funds may be used only for charitable purposes and not for the benefit of the donor or donor advisor, or for any other purpose conferring impermissible private benefit? <div><input type="checkbox"/> Yes <input type="checkbox"/> No</div>	

Part II Conservation Easements. Complete if the organization answered "Yes" to Form 990, Part IV, line 7.

1

Purpose(s) of conservation easements held by the organization (check all that apply)

☐ Preservation of land for public use (e g , recreation or pleasure)

☐ Preservation of an historically importantly land area

☐ Protection of natural habitat

☒ Preservation of a certified historic structure

☐ Preservation of open space

2

Complete lines 2a–2d if the organization held a qualified conservation contribution in the form of a conservation easement on the last day of the tax year

	Held at the End of the Year
a	Total number of conservation easements
b	Total acreage restricted by conservation easements
c	Number of conservation easements on a certified historic structure included in (a)
d	Number of conservation easements included in (c) acquired after 8/17/06

3

Number of conservation easements modified, transferred, released, extinguished, or terminated by the organization during the taxable year ▶ _____

4

Number of states where property subject to conservation easement is located ▶ _____ 1

5

Does the organization have a written policy regarding the periodic monitoring, inspection, handling of violations, and enforcement of the conservation easements it holds?

☐ Yes ☒ No

6

Staff and volunteer hours devoted to monitoring, inspecting and enforcing conservation easements during the year ▶ _____ 280 00

7

Amount of expenses incurred in monitoring, inspecting, and enforcing conservation easements during the year ▶ \$ _____ 5,253

8

Does each conservation easement reported on line 2(d) above satisfy the requirements of section 170(h)(4)(B)(i) and 170(h)(4)(B)(ii)?

☒ Yes ☐ No

9

In Part XIV, describe how the organization reports conservation easements in its revenue and expense statement, and balance sheet, and include, if applicable, the text of the footnote to the organization's financial statements that describes the organization's accounting for conservation easements

Part III Organizations Maintaining Collections of Art, Historical Treasures, or Other Similar Assets. Complete if the organization answered "Yes" to Form 990, Part IV, line 8.

1a

If the organization elected, as permitted under SFAS 116, not to report in its revenue statement and balance sheet works of art, historical treasures, or other similar assets held for public exhibition, education or research in furtherance of public service, provide, in Part XIV, the text of the footnote to its financial statements that describes these items

b

If the organization elected, as permitted under SFAS 116, to report in its revenue statement and balance sheet works of art, historical treasures, or other similar assets held for public exhibition, education, or research in furtherance of public service, provide the following amounts relating to these items

(i) Revenues included in Form 990, Part VIII, line 1

▶ \$ _____

(ii) Assets included in Form 990, Part X

▶ \$ _____

2

If the organization received or held works of art, historical treasures, or other similar assets for financial gain, provide the following amounts required to be reported under SFAS 116 relating to these items

a

Revenues included in Form 990, Part VIII, line 1

▶ \$ _____

b

Assets included in Form 990, Part X

▶ \$ _____

For Privacy Act and Paperwork Reduction Act Notice, see the Intructions for Form 990

Cat No 52283D

Schedule D (Form 990) 2010

Part III

Organizations Maintaining Collections of Art, Historical Treasures, or Other Similar Assets (continued)

3

Using the organization's accession and other records, check any of the following that are a significant use of its collection items (check all that apply)

a

☐

Public exhibition

b

☒

Scholarly research

c

☒

Preservation for future generations

d

☐

Loan or exchange programs

e

☐

Other

4

Provide a description of the organization's collections and explain how they further the organization's exempt purpose in Part XIV

5

During the year, did the organization solicit or receive donations of art, historical treasures or other similar assets to be sold to raise funds rather than to be maintained as part of the organization's collection?

☐ Yes

☒ No

Part IV

Escrow and Custodial Arrangements. Complete if the organization answered "Yes" to Form 990, Part IV, line 9, or reported an amount on Form 990, Part X, line 21.

1a

Is the organization an agent, trustee, custodian or other intermediary for contributions or other assets not included on Form 990, Part X?

☐ Yes

☐ No

b

If "Yes," explain the arrangement in Part XIV and complete the following table

c

Beginning balance

d

Additions during the year

e

Distributions during the year

f

Ending balance

	Amount
1c	
1d	
1e	
1f	

2a

Did the organization include an amount on Form 990, Part X, line 21?

☐ Yes

☐ No

b

If "Yes," explain the arrangement in Part XIV

Part V

Endowment Funds. Complete if the organization answered "Yes" to Form 990, Part IV, line 10.

	(a)Current Year	(b)Prior Year	(c)Two Years Back	(d)Three Years Back	(e)Four Years Back
1a Beginning of year balance	407,511,000	370,763,000	460,122,000		
b Contributions	5,368,000	7,718,000	6,260,000		
c Investment earnings or losses	77,672,000	43,394,000	-80,823,000		
d Grants or scholarships	14,269,000	15,101,000	14,796,000		
e Other expenditures for facilities and programs	-413,000	-737,000			
f Administrative expenses					
g End of year balance	476,695,000	407,511,000	370,763,000		

2

Provide the estimated percentage of the year end balance held as

a

Board designated or quasi-endowment ▶ 47 000 %

b

Permanent endowment ▶ 38 000 %

c

Term endowment ▶ 15 000 %

3a

Are there endowment funds not in the possession of the organization that are held and administered for the organization by

(i) unrelated organizations

3a(i)

Yes

No

(ii) related organizations

3a(ii)

Yes

No

b

If "Yes" to 3a(ii), are the related organizations listed as required on Schedule R?

3b

4

Describe in Part XIV the intended uses of the organization's endowment funds

Part VI

Investments—Land, Buildings, and Equipment. See Form 990, Part X, line 10.

Description of investment	(a) Cost or other basis (investment)	(b)Cost or other basis (other)	(c) Accumulated depreciation	(d) Book value
1a Land		27,711,000		27,711,000
b Buildings		746,882,000	381,262,000	365,620,000
c Leasehold improvements		28,665,000	22,464,000	6,201,000
d Equipment		333,695,000	260,080,000	73,615,000
e Other		274,179,000	142,974,000	131,205,000
Total. Add lines 1a-1e (Column (d) should equal Form 990, Part X, column (B), line 10(c).)				604,352,000

Schedule D (Form 990) 2010

Part XI

Reconciliation of Change in Net Assets from Form 990 to Financial Statements

1	Total revenue (Form 990, Part VIII, column (A), line 12)	1	989,009,850
2	Total expenses (Form 990, Part IX, column (A), line 25)	2	977,209,001
3	Excess or (deficit) for the year Subtract line 2 from line 1	3	11,800,849
4	Net unrealized gains (losses) on investments	4	64,740,000
5	Donated services and use of facilities	5	
6	Investment expenses	6	
7	Prior period adjustments	7	
8	Other (Describe in Part XIV)	8	57,441,000
9	Total adjustments (net) Add lines 4 - 8	9	122,181,000
10	Excess or (deficit) for the year per financial statements Combine lines 3 and 9	10	133,981,849

Part XII

Reconciliation of Revenue per Audited Financial Statements With Revenue per Return

1	Total revenue, gains, and other support per audited financial statements	1	958,834,850
2	Amounts included on line 1 but not on Form 990, Part VIII, line 12		
a	Net unrealized gains on investments	2a	64,740,000
b	Donated services and use of facilities	2b	
c	Recoveries of prior year grants	2c	
d	Other (Describe in Part XIV)	2d	57,441,000
e	Add lines 2a through 2d	2e	122,181,000
3	Subtract line 2e from line 1	3	836,653,850
4	Amounts included on Form 990, Part VIII, line 12, but not on line 1:		
a	Investment expenses not included on Form 990, Part VIII, line 7b	4a	1,684,000
b	Other (Describe in Part XIV)	4b	150,672,000
c	Add lines 4a and 4b	4c	152,356,000
5	Total Revenue Add lines 3 and 4c. (This should equal Form 990, Part I, line 12)	5	989,009,850

Part XIII

Reconciliation of Expenses per Audited Financial Statements With Expenses per Return

1	Total expenses and losses per audited financial statements	1	824,852,001
2	Amounts included on line 1 but not on Form 990, Part IX, line 25		
a	Donated services and use of facilities	2a	
b	Prior year adjustments	2b	
c	Other losses	2c	
d	Other (Describe in Part XIV)	2d	2,511,000
e	Add lines 2a through 2d	2e	2,511,000
3	Subtract line 2e from line 1	3	822,341,001
4	Amounts included on Form 990, Part IX, line 25, but not on line 1:		
a	Investment expenses not included on Form 990, Part VIII, line 7b	4a	1,684,000
b	Other (Describe in Part XIV)	4b	153,184,000
c	Add lines 4a and 4b	4c	154,868,000
5	Total expenses Add lines 3 and 4c. (This should equal Form 990, Part I, line 18)	5	977,209,001

Part XIV

Supplemental Information

Complete this part to provide the descriptions required for Part II, lines 3, 5, and 9, Part III, lines 1a and 4, Part IV, lines 1b and 2b, Part V, line 4, Part X, Part XI, line 8, Part XII, lines 2d and 4b, and Part XIII, lines 2d and 4b. Also complete this part to provide any additional information.

Identifier	Return Reference	Explanation
DESCRIPTION OF HOW ORGANIZATION REPORTS CONSERVATION EASEMENTS	PART II, LINE 9	THE ORGANIZATION DOES NOT REPORT ITS CONSERVATION EASEMENTS IN ITS FINANCIAL STATEMENTS
	PART III, LINE 4	THE UNIVERSITY'S COLLECTIONS OF ART, HISTORICAL TREASURES, AND OTHER SIMILAR ASSESTS INCLUDES A VARIETY OF ARTIFACTS AS WELL AS SCHOLARLY PAPERS AND ARCHIVES. THESE ITEMS ARE HOUSED IN VARIOUS FACILITIES AROUND CAMPUS AND THEIR PRESERVATION IS FOR THE BENEFIT OF FUTURE GENERATIONS.
DESCRIPTION OF INTENDED USE OF ENDOWMENT FUNDS	PART V, LINE 4	THE INTENDED USE OF THE ORGANIZATION'S ENDOWMENT FUND IS TO SUPPLY A SOURCE OF INCOME FOR OPERATIONS IN ORDER TO FURTHER THE ORGANIZATION'S MISSION AND TAX-EXEMPT PURPOSE.
PART XI, LINE 8 - OTHER ADJUSTMENTS		UNREALIZED LOSS ON INTEREST RATE SWAP 1,873,000 UNREALIZED CHANGE IN FUNDED STATUS OF DEFINED BENEFIT PENSION PLAN 61,424,000 UNREALIZED CHANGE IN OBLIGATION FOR POST RETIREMENT BENEFIT PLAN 5,953,000 OTHER ITEMS, NET -11,809,000
PART XII, LINE 2D - OTHER ADJUSTMENTS		UNREALIZED LOSS ON INTEREST RATE SWAP 1,873,000 UNREALIZED CHANGE IN FUNDED STATUS OF DEFINED BENEFIT PENSION PLAN 61,424,000 UNREALIZED CHANGE IN OBLIGATION FOR POST-RETIREMENT BENEFIT PLAN 5,953,000 OTHER ITEMS, NET -11,809,000
PART XII, LINE 4B - OTHER ADJUSTMENTS		FUNDRAISING EVENT EXPENSES -1,133,000 CHARITY CARE 51,658,000 SCHOLARSHIPS AND GRANTS 71,149,000 RENTAL EXPENSE -1,379,000 BAD DEBT EXPENSE 30,377,000
PART XIII, LINE 2D - OTHER ADJUSTMENTS		FUNDRAISING EVENT EXPENSES 1,133,000 RENTAL EXPENSE 1,378,000
PART XIII, LINE 4B - OTHER ADJUSTMENTS		CHARITY CARE 51,658,000 SCHOLARSHIPS AND GRANTS 71,149,000 BAD DEBT EXPENSE 30,377,000

Additional Data

Software ID:

Software Version:

EIN: 53-0204707

Name: THE HOWARD UNIVERSITY

Form 990, Schedule D, Part X, - Other Liabilities

1	(a) Description of Liability	(b) Amount
	UNDERFUNDED DEFINED BENEFIT PENSION PLAN	74,560,000
	RESERVE FOR SELF-INSURED LIABILITIES	79,799,000
	INTEREST RATE SWAP	104,000
	REFUNDABLE ADVANCES UNDE US GOV'T	7,343,000
	ASSET RETIREMENT OBLIGATION	11,806,000
	ENVIRONMENTAL REMEDIATION	3,000,000
	UNCLAIMED PROPERTY	3,026,000
	STUDENT DEPOSITS AND REFUNDS	3,944,000
	RESERVES FOR LEGAL CONTINGENCIES	6,663,000
	OTHER	3,657,000

SCHEDULE E

(Form 990 or 990-EZ)

Department of the Treasury
Internal Revenue Service

Schools

►Complete if the organization answered "Yes" to Form 990, Part IV, line 13,
or Form 990-EZ, Part VI, line 48.
► Attach to Form 990 or Form 990-EZ.

OMB No 1545-0047

2010

Open to Public
Inspection

Name of the organization
THE HOWARD UNIVERSITY

Employer identification number

53-0204707

Part I

- 1 Does the organization have a racially nondiscriminatory policy toward students by statement in its charter, bylaws, other governing instrument, or in a resolution of its governing body?
- 2 Does the organization include a statement of its racially nondiscriminatory policy toward students in all its brochures, catalogues, and other written communications with the public dealing with student admissions, programs, and scholarships?
- 3 Has the organization publicized its racially nondiscriminatory policy through newspaper or broadcast media during the period of solicitation for students, or during the registration period if it has no solicitation program, in a way that makes the policy known to all parts of the general community it serves? If "Yes," please describe If "No," please explain If you need more space use Part II

- 4 Does the organization maintain the following?
- a Records indicating the racial composition of the student body, faculty, and administrative staff?
- b Records documenting that scholarships and other financial assistance are awarded on a racially nondiscriminatory basis?
- c Copies of all catalogues, brochures, announcements, and other written communications to the public dealing with student admissions, programs, and scholarships?
- d Copies of all material used by the organization or on its behalf to solicit contributions?
- If you answered "No" to any of the above, please explain If you need more space, use Part II

- 5 Does the organization discriminate by race in any way with respect to
- a Students' rights or privileges?

b Admissions policies?

c Employment of faculty or administrative staff?

d Scholarships or other financial assistance?

e Educational policies?

f Use of facilities?

g Athletic programs?

h Other extracurricular activities?

If you answered "Yes" to any of the above, please explain If you need more space, use Part II

6a Does the organization receive any financial aid or assistance from a governmental agency?

b Has the organization's right to such aid ever been revoked or suspended?

If you answered "Yes" to either line 6a or line 6b, explain on Part II

7 Does the organization certify that it has complied with the applicable requirements of sections 4 01 through 4 05 of Rev Proc 75-50, 1975-2 C B 587, covering racial nondiscrimination? If "No," explain on Part II

	YES	NO
1	Yes	
2	Yes	
3	Yes	
4a	Yes	
4b	Yes	
4c	Yes	
4d	Yes	
5a		No
5b		No
5c		No
5d		No
5e		No
5f		No
5g		No
5h		No
6a	Yes	
6b		No
7	Yes	

Part III **Supplemental Information**

Complete this part to provide the explanations required by Part I, lines 3, 4d, 5h, 6b, and 7, as applicable. Also complete this part to provide any other additional information (see instructions).

Identifier	Return Reference	Explanation
EXPLANATION OF NONDISCRIMINATORY POLICY PUBLICATION	SCHEDULE E, PART I, LINE 3	THE UNIVERSITY MAINTAINS A WELL PUBLICIZED RACIALLY NONDISCRIMINATORY POLICY. THE POLICY IS AVAILABLE IN WRITTEN BROCHURES, AS WELL AS AVAILABLE VIA THE ORGANIZATION'S WEBSITE (WWW.HOWARD.EDU).
EXPLANATION OF GOVERNMENT FINANCIAL ASSISTANCE	SCHEDULE E, PART I, LINE 6	THE ORGANIZATION RECEIVES FINANCIAL ASSISTANCE FROM GOVERNMENTAL AGENCIES IN THE FORM OF SCHOLARSHIP AND GRANT FUNDS FOR STUDENTS' TUITION AND RELATED EXPENSES.

Department of the Treasury
Internal Revenue Service

Name of the organization
THE HOWARD UNIVERSITY

Employer identification number

53-0204707

2010

Open to Public Inspection

Part I **General Information on Activities Outside the United States.** Complete if the organization answered "Yes" to Form 990, Part IV, line 14b.

1 For grantmakers. Does the organization maintain records to substantiate the amount of the grants or assistance, the grantees' eligibility for the grants or assistance, and the selection criteria used to award the grants or assistance? ☒ **Yes** ☐ **No**

2 For grant makers. Describe in Part V the organization's procedures for monitoring the use of grant funds outside the United States

3 Activities per Region (Use Part V if additional space is needed)

(a) Region	(b) Number of offices in the region	(c) Number of employees or agents in region or independent contractors	(d) Activities conducted in region (by type) (e.g., fundraising, program services, investments, grants to recipients located in the region)	(e) If activity listed in (d) is a program service, describe specific type of service(s) in region	(f) Total expenditures for region/investments in region
SUB-SAHARAN AFRICA	11	66	PROGRAM SERVICES	MEDICAL AND EDUCATIONAL SERVICES	1,850,145
CENTRAL AMERICA AND THE CARIBBEAN			INVESTMENTS		6,900,752
EUROPE (INCLUDING ICELAND & GREENLAND)			INVESTMENTS		4,953,899
3a Sub-total		66			13,704,796
b Total from continuation sheets to Part I		0			0
c Totals (add lines 3a and 3b)		66			13,704,796

1

(i) Method of valuation
(book, FMV, appraisal, other)

Schedule F (Form 990) 2010

Part III

Grants and Other Assistance to Individuals Outside the United States. Complete if the organization answered "Yes" to Form 990, Part IV, line 16.
Use Part V if additional space is needed.

(a) Type of grant or assistance	(b) Region	(c) Number of recipients	(d) Amount of cash grant	(e) Manner of cash disbursement	(f) Amount of non-cash assistance	(g) Description of non-cash assistance	(h) Method of valuation (book, FMV, appraisal, other)
SCHOLARSHIPS	CENTRAL AMERICA AND THE CARIBBEAN	143	1,989,048	CHECK			
SCHOLARSHIPS	EAST ASIA AND THE PACIFIC	6	83,981	CHECK			
SCHOLARSHIPS	EUROPE (INCLUDING ICELAND & GREENLAND)	17	236,247	CHECK			
SCHOLARSHIPS	MIDDLE EAST AND NORTH AFRICA	4	61,684	CHECK			
SCHOLARSHIPS	NORTH AMERICA	57	797,400	CHECK			
SCHOLARSHIPS	SOUTH AMERICA	6	86,348	CHECK			
SCHOLARSHIPS	SOUTH ASIA	10	135,400	CHECK			
SCHOLARSHIPS	SUB-SAHARAN AFRICA	193	2,674,460	CHECK			

Part IV Foreign Forms

- 1

Was the organization a U S transferor of property to a foreign corporation during the tax year? *If "Yes," the organization may be required to file Form 926 (see instructions for Form 926)*

☐ Yes

☒ No
- 2

Did the organization have an interest in a foreign trust during the tax year? *If " Yes," the organization may be required to file Form 3520 and/or Form 3520-A. (see instructions for Forms 3520 and 3520-A)*

☐ Yes

☒ No
- 3

Did the organization have an ownership interest in a foreign corporation during the tax year? *If "Yes," the organization may be required to file Form 5471, Information Return of U.S. Persons with respect to Certain Foreign Corporations. (see instructions for Form 5471)*

☐ Yes

☒ No
- 4

Was the organization a direct or indirect shareholder of a passive foreign investment company or a qualified electing fund during the tax year? *If "Yes," the organization may be required to file Form 8621, Return by a Shareholder of a Passive Foreign Investment Company or Qualified Electing Fund. (see instructions for Form 8621)*

☒ Yes

☐ No
- 5

Did the organization have an ownership interest in a foreign partnership during the tax year? *If "Yes," the organization may be required to file Form 8865, Return of U.S. Persons with respect to Certain Foreign Partnerships. (see instructions for Form 8865)*

☐ Yes

☒ No
- 6

Did the organization have any operations in or related to any boycotting countries during the tax year? *If "Yes," the organization may be required to file Form 5713, International Boycott Report (see instructions for Form 5713).*

☐ Yes

☒ No

Supplemental Information
Complete this part to provide the information (see instructions) required in Part I, line 2, and any additional information.

Schedule F (Form 990) 2010

SCHEDULE G
(Form 990 or 990-EZ)

Department of the Treasury
Internal Revenue Service

Supplemental Information Regarding
Fundraising or Gaming Activities

Complete if the organization answered "Yes" to Form 990, Part IV, lines 17, 18, or 19,
or if the organization entered more than \$15,000 on Form 990-EZ, line 6a.
▶ Attach to Form 990 or Form 990-EZ. ▶ See separate instructions.

OMB No 1545-0047

2010

Open to Public Inspection

Name of the organization
THE HOWARD UNIVERSITY

Employer identification number
53-0204707

Part I Fundraising Activities. Complete if the organization answered "Yes" to Form 990, Part IV, line 17.

1

Indicate whether the organization raised funds through any of the following activities. Check all that apply.

a

☒

Mail solicitations

b

☒

Internet and e-mail solicitations

c

☒

Phone solicitations

d

☒

In-person solicitations

e

☒

Solicitation of non-government grants

f

☒

Solicitation of government grants

g

☒

Special fundraising events

2a

Did the organization have a written or oral agreement with any individual (including officers, directors, trustees or key employees listed in Form 990, Part VII) or entity in connection with professional fundraising services?

☒ Yes

☐ No

b

If "Yes," list the ten highest paid individuals or entities (fundraisers) pursuant to agreements under which the fundraiser is to be compensated at least \$5,000 by the organization. Form 990-EZ filers are not required to complete this table.

(i) Name and address of individual or entity (fundraiser)	(ii) Activity	(iii) Did fundraiser have custody or control of contributions?		(iv) Gross receipts from activity	(v) Amount paid to (or retained by) fundraiser listed in col (i)	(vi) Amount paid to (or retained by) organization
		Yes	No			
ADHERE NETWORK 78 W 132ND STREET 3 NEW YORK, NY 10037	CENTER FOR EXCELLENCE IN ADVERTISING / ROUNDTABLE DISCUSSION		No	126,000	102,048	23,952
Total ▶				126,000	102,048	23,952

3

List all states in which the organization is registered or licensed to solicit funds or has been notified it is exempt from registration or licensing.

NC, MI, VA, DC, SC, CT, ME, AR, MS, CO, AK, AL, AZ, DE, HI, MT, NH, NY, OH, OR, WA, AL, CA, FL, GA, IL, KS, KY, LA, NJ, NM, ND, OK, PA, RI, TN, UT, VA, WA, WI

Part II Fundraising Events. Complete if the organization answered "Yes" to Form 990, Part IV, line 18, or reported more than \$15,000 on Form 990-EZ, line 6a. List events with gross receipts greater than \$5,000.

Revenue			(a) Event #1	(b) Event #2	(c) Other Events	(d) Total Events
			CHARTER DAY DINNER	SCHOOL OF BUSINESS 40TH ANNIVERSARY	9	(Add col (a) through col (c))
			(event type)	(event type)	(total number)	
	1	Gross receipts	688,561	604,365	903,741	2,196,667
Direct Expenses	2	Less Charitable contributions	564,560	566,406	869,379	2,000,345
	3	Gross income (line 1 minus line 2)	124,001	37,959	34,362	196,322
	4	Cash prizes			2,397	2,397
	5	Non-cash prizes				
	6	Rent/facility costs	382,474		51,355	433,829
	7	Food and beverages		92,490	118,276	210,766
	8	Entertainment	4,837	1,100	10,250	16,187
	9	Other direct expenses	269,060	91,739	109,255	470,053
	10	Direct expense summary Add lines 4 through 9 in column (d)				1,133,232
	11	Net income summary Combine lines 3 and 10 in column (d).				-936,910

Part III Gaming. Complete if the organization answered "Yes" to Form 990, Part IV, line 19, or reported more than \$15,000 on Form 990-EZ, line 6a.

Revenue			(a) Bingo	(b) Pull tabs/Instant bingo/progressive bingo	(c) Other gaming	(d) Total gaming
						(Add col (a) through col (c))
Direct Expenses	1	Gross revenue				
	2	Cash prizes				
	3	Non-cash prizes				
	4	Rent/facility costs				
	5	Other direct expenses				
	6	Volunteer labor	<input type="checkbox"/> Yes % <input type="checkbox"/> No	<input type="checkbox"/> Yes % <input type="checkbox"/> No	<input type="checkbox"/> Yes % <input type="checkbox"/> No	
	7	Direct expense summary Add lines 2 through 5 in column (d)				
	8	Net gaming income summary Combine lines 1 and 7 in column (d)				

9 Enter the state(s) in which the organization operates gaming activities _____

a Is the organization licensed to operate gaming activities in each of these states? ☐ Yes ☐ No

b If "No," Explain _____

10a Were any of the organization's gaming licenses revoked, suspended or terminated during the tax year? ☐ Yes ☐ No

b If "Yes," Explain _____

11

Does the organization operate gaming activities with nonmembers?

☐ Yes ☐ No

12

Is the organization a grantor, beneficiary or trustee of a trust or a member of a partnership or other entity formed to administer charitable gaming?

☐ Yes ☐ No

13

Indicate the percentage of gaming activity operated in

a	The organization's facility	13a
b	An outside facility	13b

14

Provide the name and address of the person who prepares the organization's gaming/special events books and records

Name

Address

15a

Does the organization have a contract with a third party from whom the organization receives gaming revenue?

☐ Yes ☐ No

b

If "Yes," enter the amount of gaming revenue received by the organization \$ and the amount of gaming revenue retained by the third party \$

c

If "Yes," enter name and address

Name

Address

16 Gaming manager information

Name

Gaming manager compensation \$

Description of services provided

☐ Director/officer

☐ Employee

☐ Independent contractor

17

Mandatory distributions

a

Is the organization required under state law to make charitable distributions from the gaming proceeds to retain the state gaming license?

☐ Yes ☐ No

b

Enter the amount of distributions required under state law distributed to other exempt organizations or spent in the organization's own exempt activities during the tax year \$

Part IV Complete this part to provide additional information for responses to question on Schedule G (see instructions.)

Identifier	ReturnReference	Explanation
------------	-----------------	-------------

SCHEDULE H
(Form 990)

Department of the Treasury
Internal Revenue Service

Hospitals

▶ **Complete if the organization answered "Yes" to Form 990, Part IV, question 20.**
▶ **Attach to Form 990. ▶ See separate instructions.**

OMB No 1545-0047

2010

Open to Public Inspection

Name of the organization
THE HOWARD UNIVERSITY

Employer identification number
53-0204707

Part I

Financial Assistance and Certain Other Community Benefits at Cost

		Yes	No
1a	Did the organization have a financial assistance policy during the tax year? If "No," skip to question 6a .	Yes	
1b	If "Yes," is it a written policy?	Yes	
2	If the organization has multiple hospitals, indicate which of the following best describes application of the financial assistance policy to its various hospital facilities during the tax year <div><input type="checkbox"/> Applied uniformly to all hospitals <input type="checkbox"/> Generally tailored to individual hospitals</div> <div><input type="checkbox"/> Applied uniformly to most hospitals</div>		
3	Answer the following based on the the financial assistance eligibility criteria that applied to the largest number of the organization's patients during the tax year a Does the organization use Federal Poverty Guidelines (FPG) to determine eligibility for providing <i>free</i> care to low income individuals? If "Yes," indicate which of the following is the FPG family income limit for eligibility for free care <div><input type="checkbox"/> 100%<input type="checkbox"/> 150%<input checked="" type="checkbox"/> 200%<input type="checkbox"/> Other _____%</div> b Does the organization use FPG to determine eligibility for providing <i>discounted</i> care to low income individuals? If "Yes," indicate which of the following is the family income limit for eligibility for discounted care <div><input type="checkbox"/> 200%<input type="checkbox"/> 250%<input type="checkbox"/> 300%<input type="checkbox"/> 350%<input type="checkbox"/> 400%<input checked="" type="checkbox"/> Other 40.000000000000%</div> c If the organization does not use FPG to determine eligibility, describe in Part VI the income based criteria for determining eligibility for free or discounted care Include in the description whether the organization uses an asset test or other threshold, regardless of income, to determine eligibility for free or discounted care	Yes	
4	Did the organization's financial assistance policy that applied to the largest number of its patients during the tax year provide for free or discounted care to the "medically indigent"?	Yes	
5a	Did the organization budget amounts for free or discounted care provided under its financial assistance policy during the tax year?	Yes	
5b	If "Yes," did the organization's financial assistance expenses exceed the budgeted amount?	Yes	
5c	If "Yes" to line 5b, as a result of budget considerations, was the organization unable to provide free or discounted care to a patient who was eligible for free or discounted care?		No
6a	Does the organization prepare a community benefit report during the tax year?	Yes	
6b	If "Yes," did the organization make it available to the public? Complete the following table using the worksheets provided in the Schedule H instructions Do not submit these worksheets with the Schedule H	Yes	

7 Financial Assistance and Certain Other Community Benefits at Cost						
Financial Assistance and Means-Tested Government Programs	(a) Number of activities or programs (optional)	(b) Persons served (optional)	(c) Total community benefit expense	(d) Direct offsetting revenue	(e) Net community benefit expense	(f) Percent of total expense
a Financial Assistance at cost (from Worksheets 1 and 2)			26,675,124		26,675,124	2 730 %
b Unreimbursed Medicaid (from Worksheet 3, column a)			140,431,314	135,232,472	5,198,842	0 530 %
c Unreimbursed costs—other means-tested government programs (from Worksheet 3, column b)			15,803,079	12,503,478	3,299,601	0 340 %
d Total Financial Assistance and Means-Tested Government Programs			182,909,517	147,735,950	35,173,567	3 600 %
Other Benefits						
e Community health improvement services and community benefit operations (from Worksheet 4)			1,090,741	0	1,090,741	0 110 %
f Health professions education (from Worksheet 5)			44,929,481	20,579,603	24,349,878	2 490 %
g Subsidized health services (from Worksheet 6)			36,474,626	21,601,932	14,872,694	1 520 %
h Research (from Worksheet 7)			21,214,056	21,214,056		
i Cash and in-kind contributions to community groups (from Worksheet 8)	210	18,850	283,998	0	283,998	0 030 %
j Total Other Benefits	210	18,850	103,992,902	63,395,591	40,597,311	4 150 %
k Total. Add lines 7d and 7j	210	18,850	286,902,419	211,131,541	75,770,878	7 750 %

Part II

Community Building Activities during the tax year, and describe in Part VI how its community building activities during the tax year, and describe in Part VI how its community building activities promoted the health of the communities it serves.

	(a) Number of activities or programs (optional)	(b) Persons served (optional)	(c) Total community building expense	(d) Direct offsetting revenue	(e) Net community building expense	(f) Percent of total expense
1	Physical improvements and housing		643,204	643,204		
2	Economic development					
3	Community support		957,227	957,227		
4	Environmental improvements					
5	Leadership development and training for community members		284,900	284,900		
6	Coalition building					
7	Community health improvement advocacy		50,725	50,725		
8	Workforce development					
9	Other		276,671	276,671		
10	Total		2,212,727	2,212,727		

Part III

Bad Debt, Medicare, & Collection Practices

Section A. Bad Debt Expense

		Yes	No
1	Did the organization report bad debt expense in accordance with Healthcare Financial Management Association Statement No. 15?	1	Yes
2	Enter the amount of the organization's bad debt expense (at cost)	2	11,599,275
3	Enter the estimated amount of the organization's bad debt expense (at cost) attributable to patients eligible under the organization's financial assistance policy	3	
4	Provide in Part VI the text of the footnote to the organization's financial statements that describes bad debt expense. In addition, describe the costing methodology used in determining the amounts reported on lines 2 and 3, and rationale for including a portion of bad debt amounts as community benefit		

Section B. Medicare

5	Enter total revenue received from Medicare (including DSH and IME)	5	60,473,091
6	Enter Medicare allowable costs of care relating to payments on line 5	6	70,804,956
7	Subtract line 6 from line 5. This is the surplus or (shortfall)	7	-10,331,865
8	Describe in Part VI the extent to which any shortfall reported in line 7 should be treated as community benefit. Also describe in Part VI the costing methodology or source used to determine the amount reported on line 6. Check the box that describes the method used: <input checked="" type="checkbox"/> Cost accounting system <input type="checkbox"/> Cost to charge ratio <input type="checkbox"/> Other		

Section C. Collection Practices

9a	Does the organization have a written debt collection policy?	9a	Yes
9b	If "Yes," does the organization's collection policy contain provisions on the collection practices to be followed for patients who are known to qualify for charity care or financial assistance? Describe in Part VI	9b	Yes

Part IV

Management Companies and Joint Ventures

(a) Name of entity	(b) Description of primary activity of entity	(c) Organization's profit % or stock ownership %	(d) Officers, directors, trustees, or key employees' profit % or stock ownership%	(e) Physicians' profit % or stock ownership %
1				
2				
3				
4				
5				
6				
7				
8				
9				
10				
11				
12				
13				

Section A. Hospital Facilities

How many hospital facilities did the organization operate during the tax year? 1

Schedule H (Form 990) 2010

Section C. Other Facilities That Are Not Licensed, Registered, or Similarly Recognized as a Hospital Facility

(list in order of size, measured by total revenue per facility, from largest to smallest)

How many non-hospital facilities did the organization operate during the tax year? _____

Name and address	Type of Facility (Describe)
1	
1	
2	
3	
4	
5	
6	
7	
8	
9	
10	

Part VI

Supplemental Information

Complete this part to provide the following information

- 1
- Required descriptions.** Provide the description required for Part I, lines 3c, 6a, and 7, Part II, Part III, lines 4, 8, and 9b, and Part V, Section B, lines 1j, 3, 4, 5c, 6i, 7, 11h, 13g, 15e, 16e, 17e, 18d, 19d, 20, and 21
- 2
- Needs assessment.** Describe how the organization assesses the health care needs of the communities it serves, in addition to any needs assessments reported in Part V, Section B
- 3
- Patient education of eligibility for assistance.** Describe how the organization informs and educates patients and persons who may be billed for patient care about their eligibility for assistance under federal, state, or local government programs or under the organization's financial assistance policy
- 4
- Community information.** Describe the community the organization serves, taking into account the geographic area and demographic constituents it serves
- 5
- Promotion of community health.** Provide any other information important to describing how the organization's hospital facilities or other health care facilities further its exempt purpose by promoting the health of the community (e g, open medical staff, community board, use of surplus funds, etc)
- 6
- Affiliated health care system.** If the organization is part of an affiliated health care system, describe the respective roles of the organization and its affiliates in promoting the health of the communities served
- 7
- State filing of community benefit report.** If applicable, identify all states with which the organization, or a related organization, files a community benefit report

Identifier	ReturnReference	Explanation
		PART I, LINE 3C HUH OFFERS UNINSURED PATIENTS A 40% DISCOUNT PATIENTS CAN COMPLETE A CHARITY APPLICATION AS NEEDED

Identifier	ReturnReference	Explanation
		PART I, LINE 6A HOWARD UNIVERSITY HOSPITAL (HUH) IS PART OF HOWARD UNIVERSITY SERVICE TO THE NATION HAS BEEN, AND CONTINUES TO BE, ONE OF THE PRIMARY MISSIONS OF HOWARD UNIVERSITY A COMMUNITY BENEFIT REPORT IS PREPARED ANNUALLY BY THE OFFICE OF UNIVERSITY RESEARCH AND PLANNING AND THE HOWARD UNIVERSITY COMMUNITY ASSOCIATION, WHICH ILLUSTRATES A FRACTION OF THE MANY CITY AND COMMUNITY ACTIVITIES IN WHICH THE HOWARD UNIVERSITY FACULTY, STAFF, STUDENTS, ALUMNI AND RETIREES ARE ENGAGED HOWARD UNIVERSITY OFFERS OVER 100 PROGRAMS, SERVICES AND ACTIVITIES THAT ARE AVAILABLE TO THE PUBLIC THESE INCLUDE HEALTH EDUCATION, SCREENING AND CLINICAL SERVICES, ACTIVITIES WITH THE DISTRICT OF COLUMBIA PUBLIC SCHOOLS, BOARDER BABIES PROGRAM, AND A TOBACCO CONTROL PROGRAM AMONG OTHERS THE COMMUNITY BENEFIT REPORT IS AVAILABLE ON THE UNIVERSITY'S WEBSITE

Identifier	ReturnReference	Explanation
		PART I, LINE 7 7A CHARITY CARE AT COST - FREE OR DISCOUNTED HEALTH CARE SERVICES PROVIDED TO PERSONS WHO MEET THE ORGANIZATION'S CRITERIA FOR FINANCIAL ASSISTANCE AND ARE THEREFORE DEEMED UNABLE TO PAY FOR ALL OR A PORTION OF SUCH SERVICES 7B UNREIMBURSED MEDICAID - WHEN MEDICAID, A STATE HEALTH CARE PROGRAM FOR QUALIFYING LOW-INCOME RESIDENTS, DOES NOT REIMBURSE HUH FOR THE FULL COST OF HEALTH CARE SERVICES PROVIDED TO PATIENTS HUH THEN "ABSORBS" THESE COSTS AT A FINANCIAL LOSS 7C UNREIMBURSED COSTS - OTHER MEANS-TESTED GOVERNMENT PROGRAMS - GOVERNMENT PROGRAMS FOR WHICH ELIGIBILITY FOR BENEFITS OR COVERAGE IS DETERMINED BY THE RECIPIENT'S INCOME OR ASSET LEVEL 7E COMMUNITY HEALTH IMPROVEMENT SERVICES - ACTIVITIES AND SERVICES FOR WHICH NO PATIENT BILL EXISTS THESE SERVICES ARE NOT EXPECTED TO BE FINANCIALLY SELF SUPPORTING, ALTHOUGH SOME MAY BE SUPPORTED BY OUTSIDE GRANTS OR FUNDING SOME EXAMPLES INCLUDE FREE CLINIC SERVICES, PROGRAMS DIRECTED AT IMPROVING WOMEN'S HEALTH, FREE OR LOW COST PRESCRIPTION MEDICATIONS, AND RURAL AND URBAN OUTREACH PROGRAMS THE MINISTRY ORGANIZATION ACTIVELY COLLABORATES WITH COMMUNITY GROUPS AND AGENCIES TO ASSIST THOSE IN NEED IN PROVIDING SUCH SERVICES COMMUNITY BENEFIT OPERATIONS - COSTS ASSOCIATED WITH DEDICATED STAFF, COMMUNITY HEALTH NEEDS AND OR ASSETS ASSESSMENTS, AND OTHER COSTS ASSOCIATED WITH COMMUNITY BENEFIT STRATEGY AND OPERATIONS

Identifier	ReturnReference	Explanation
		PART I, LINE 7G CLINICAL SERVICES THAT ARE PROVIDED, DESPITE A FINANCIAL LOSS TO THE ORGANIZATION THE FINANCIAL LOSS IS MEASURED AFTER REMOVING LOSSES, MEASURED BY COST, ASSOCIATED WITH BAD DEBT, CHARITY CARE, MEDICAID AND OTHER MEANS-TESTED GOVERNMENT PROGRAMS DESPITE THE FINANCIAL LOSS, THE SERVICE IS PROVIDED BECAUSE IT MEETS AN IDENTIFIED COMMUNITY NEED, SUCH AS PROVIDING NEEDED ACCESS TO CARE FOR LOW-INCOME INDIVIDUALS,IF THE SERVICE WERE NO LONGER OFFERED, ACCESS TO HEALTH SERVICES WOULD BE IMPAIRED, OR,PROVIDING THE SERVICE WOULD BECOME THE RESPONSIBILITY OF GOVERNMENT OR ANOTHER TAX-EXEMPT ORGANIZATION THIS AMOUNT INCLUDES SUBSIDIZED HEALTH SERVICES PROVIDED AS A PART OF THE HOSPITAL'S EMERGENCY DEPARTMENT, NEONATAL INTENSIVE CARE UNIT AND INPATIENT PSYCHIATRIC UNIT, WHICH ALSO INCLUDES SUBSIDIZED SUBSTANCE ABUSE TREATMENT PROGRAMS

Identifier	ReturnReference	Explanation
		PART I, L7 COL(F) HEALTH PROFESSIONS EDUCATION - PROGRAMS THAT RESULT IN A DEGREE, CERTIFICATE, OR TRAINING THAT IS NECESSARY TO BE LICENSED TO PRACTICE AS A HEALTH PROFESSIONAL, AS REQUIRED BY STATE LAW, OR CONTINUING EDUCATION THAT IS NECESSARY TO RETAIN STATE LICENSE OR CERTIFICATION BY A BOARD IN THE INDIVIDUAL'S HEALTH PROFESSION SPECIALTY

Identifier	ReturnReference	Explanation
		PART II COMMUNITY BUILDING ACTIVITIESHOWARD UNIVERSITY PARTICIPATES IN SEVERAL HOUSING & URBAN DEVELOPMENT (HUD) PROGRAMS WHOSE MISSION IS TO CREATE STRONG, SUSTAINABLE, INCLUSIVE COMMUNITIES AND QUALITY AFFORDABLE HOMES FOR ALL HUD IS WORKING TO STRENGTHEN THE HOUSING MARKET TO BOLSTER THE ECONOMY AND PROTECT CONSUMERS, MEET THE NEED FOR QUALITY AFFORDABLE RENTAL HOMES, UTILIZE HOUSING AS A PLATFORM FOR IMPROVING QUALITY OF LIFE AND BUILD INCLUSIVE AND SUSTAINABLE COMMUNITIES FREE FROM DISCRIMINATION AFFORDABLE HOUSING AND ECONOMIC STABILITY ARE INTRINSICALLY LINKED TO THE PREVENTION OF HEALTH PROBLEMS ASSOCIATED WITH POVERTY, HOMELESSNESS AND OTHER ENVIRONMENT CHALLENGES

Identifier	ReturnReference	Explanation
		PART III, LINE 4 THE COST TO CHARGE RATIO WAS APPLIED TO THE BAD DEBT AMOUNT TO REPORT AT COST THE UNIVERSITY'S FINANCIAL STATEMENTS PROVIDE AS FOLLOWS THE TOTAL OF CHARGES FORGONE FOR SERVICES AND SUPPLIES FURNISHED UNDER THE HOSPITAL'S CHARITY CARE POLICY WERE \$51,658, 32,788 AND \$29,775 FOR THE FISCAL YEARS ENDED JUNE 30, 2011, 2010 AND 2009, RESPECTIVELY, AND ARE EXCLUDED FROM NET PATIENT SERVICE REVENUES TOTAL UNCOMPENSATED CARE, WHICH INCLUDES BAD DEBT WRITE OFFS AS WELL AS CHARITY CARE, FOR THE FISCAL YEARS ENDED JUNE 30, 2011, 2010 AND 2009 WAS \$73,750, \$52,596 AND \$51,038, RESPECTIVELY

Identifier	ReturnReference	Explanation
		PART III, LINE 8 MEDICARE IS AN ENTITLEMENT PROGRAM IN WHICH THE HOSPITAL DOES NOT HAVE THE ABILITY TO NEGOTIATE PAYMENT RATES THEREFORE, ANY SHORTFALL FOR SERVICES PROVIDED SHOULD BE CONSIDERED A CONTRIBUTION TO THE COMMUNITY

Identifier	ReturnReference	Explanation
		PART III, LINE 9B HUH WILL FORGO EXTRAORDINARY COLLECTION ACTIONS AGAINST PATIENTS UNTIL MAKING REASONABLE EFFORTS TO DETERMINE WHETHER THE PATIENT IS ELIGIBLE FOR ASSISTANCE UNDER HUHS FINANCIAL ASSISTANCE POLICY HOWARD UNIVERSITY HOSPITALS PATIENT ACCOUNTS DEPARTMENT WILL IDENTIFY ALL ACCOUNTS TO BE PLACED IN COLLECTIONS USING THE FOLLOWING CRITERIA 1 NO ACCOUNTS WILL BE SENT FOR COLLECTION OR SUBJECT TO EXTRAORDINARY COLLECTION EFFORTS UNTIL IT HAS BEEN DETERMINED THAT THE PATIENT IS NOT ELIGIBLE FOR FINANCIAL ASSISTANCE UNDER HUHS FINANCIAL ASSISTANCE POLICY EXTRAORDINARY COLLECTION EFFORTS INCLUDE LAWSUITS, LIENS ON RESIDENCES, ARRESTS, BODY ATTACHMENTS AND SIMILAR COLLECTION PROCESSES

Identifier	ReturnReference	Explanation
		PART I LINE 7H RESEARCH ANY STUDY OR INVESTIGATION OF WHICH THE GOAL IS TO GENERATE GENERALIZED KNOWLEDGE MADE AVAILABLE TO THE PUBLIC, SUCH AS KNOWLEDGE ABOUT 1 UNDERLYING BIOLOGICAL MECHANISMS OF HEALTH AND DISEASE, NATURAL PROCESSES OR PRINCIPLES AFFECTING HEALTH OR ILLNESS,2 EVALUATION OF SAFETY AND EFFICACY OF INTERVENTIONS FOR DISEASE SUCH AS CLINICAL TRIALS AND STUDIES OF THERAPEUTIC PROTOCOLS,3 LABORATORY BASED STUDIES, EPIDEMIOLOGY, HEALTH OUTCOMES AND EFFECTIVENESS4 BEHAVIORAL OR SOCIOLOGICAL STUDIES RELATED TO HEALTH, DELIVERY OF CARE, OR PREVENTION STUDIES RELATED TO CHANGES IN THE HEALTH CARE DELIVERY SYSTEM, AND5 COMMUNICATION OF FINDINGS AND OBSERVATIONS (INCLUDING PUBLICATION IN A MEDICAL JOURNAL)THIS CATEGORY ONLY INCLUDES RESEARCH INTERNALLY FUNDED OR RESEARCH FUNDED BY A TAX-EXEMPT OR GOVERNMENT ENTITY PART I LINE 7I CASH CONTRIBUTIONS MADE TO ENTITIES AND COMMUNITY GROUPS THAT SHARE THE ORGANIZATION'S GOALS AND MISSION IN-KIND CONTRIBUTIONS INCLUDE THE COST OF HOURS DONATED BY STAFF TO THE COMMUNITY WHILE ON THE ORGANIZATION'S PAYROLL, INDIRECT COST OF SPACE DONATED TO TAX-EXEMPT COMMUNITY GROUPS (SUCH AS FOR MEETINGS), AND THE FINANCIAL VALUE OF DONATED FOOD, EQUIPMENT, AND SUPPLIES

Identifier	ReturnReference	Explanation
		PART VI, LINE 2 NEEDS ASSESSMENTHUH ASSESSES THE NEEDS OF THE COMMUNITY IT SERVES ON AN ONGOING BASIS IN AN EFFORT TO CONTRIBUTE TO THE HEALTH AND WELL-BEING OF THE COMMUNITY THROUGH DIRECT INPUT FROM THE COMMUNITY APPROXIMATELY 75 - 80% OF ALL COMMUNITY OUTREACH INITIATIVES THAT ARE OFFERED BY THE HOSPITAL ARE AS A RESULT OF A DIRECT REQUEST OF AN INDIVIDUAL WITHIN THE COMMUNITY OR A COMMUNITY ORGANIZATION HUH IS OFTEN CONTACTED TO PARTNER WITH OR PARTICIPATE IN MANY OF THE PROGRAMS THAT ARE INCLUDED AS A PART OF THIS SCHEDULE IN ORDER TO COMPLY WITH THE PATIENT PROTECTION AND AFFORDABLE CARE ACT, HUH PLANS TO PERFORM A COMPREHENSIVE COMMUNITY NEEDS ASSESSMENT WITHIN THE NEXT THREE YEARS TO GAIN ADDITIONAL INSIGHT INTO THE NEEDS AND ASSETS OF THE COMMUNITIES SERVED, IDENTIFY AND ADDRESS THE NEEDS OF THE VULNERABLE POPULATIONS WITHIN THE COMMUNITY, ENHANCE COMMUNITY AND HOSPITAL RELATIONS, AND PROVIDE REQUIRED INFORMATION FOR COMMUNITY OUTREACH PROGRAMS

Identifier	ReturnReference	Explanation
		<p>PART VI, LINE 3 PATIENT EDUCATION OF ELIGIBILITY FOR ASSISTANCEHUH IS A PRIVATE, NON-PROFIT HOSPITAL WITH A COMMITMENT TO PROVIDE, WITHIN THE LIMITS OF THE RESOURCES OF THE INSTITUTION, CHARITABLE MEDICAL CARE FOR - UNINSURED PATIENTS WHO DO NOT HAVE THE ABILITY TO PAY FOR MEDICAL SERVICES AT THE TIME SERVICES ARE RENDERED - INSURED PATIENTS WHOSE COVERAGE IS INADEQUATE TO COVER A CATASTROPHIC SITUATION - EMERGENCY PATIENTS WHOSE FINANCIAL ABILITY TO PAY COULD NOT BE DETERMINED PRIOR TO DELIVERING SERVICES - PATIENTS WHOSE INCOME IS SUFFICIENT TO PAY FOR BASIC LIVING COSTS BUT NOT MEDICAL CARE, AND ALSO THOSE PERSONS WITH GENERALLY ADEQUATE INCOMES WHO ARE SUDDENLY FACED WITH CATASTROPHICALLY LARGE MEDICAL BILLS - PATIENTS WHO DEMONSTRATE ABILITY TO PAY PART BUT NOT ALL OF THEIR LIABILITY HUH WILL PROVIDE ANNUALLY NO LESS THAN 3% OF ITS TOTAL OPERATING EXPENSES IN UNCOMPENSATED CARE MEASURED COST THE COST OF PROVIDING UNCOMPENSATED CARE SHALL BE DETERMINED BY APPLYING ANNUAL FAMILY INCOME AND MAINTENANCE NEED LEVEL CALCULATED AGAINST AN EXPECTED PAYOR PAYMENT DC MEDICAID FEE SCHEDULE WILL BE UTILIZED AS THE EXPECTED PAYOR PAYMENT IN CASES WHERE APPLICANT IS UNINSURED THIS OPPORTUNITY IS MADE AVAILABLE TO ALL INDIVIDUALS HAVING RECEIVED HEALTH CARE SERVICES WITHIN HUH ALL HUH EMPLOYEES IN BUSINESS OPERATIONS (I E PATIENT ACCESS, BILLING, CREDIT AND COLLECTIONS, CASH PROCESSING AND CUSTOMER SERVICE) ARE FULLY VERSED IN THE HUH'S UNCOMPENSATED CARE POLICY AND ITS APPLICATION IN ORDER TO DIRECT PATIENT INQUIRIES TO APPROPRIATE FACILITY REPRESENTATIVES HUH FINANCIAL COUNSELOR'S AND PATIENT ACCOUNTS CUSTOMER SERVICE OFFICES ARE RESPONSIBLE FOR DETERMINING A PATIENT'S ELIGIBILITY FOR DISCOUNTED DEBT OR CHARITY ALLOCATION THROUGH THE UNCOMPENSATED CARE/CHARITY CARE POLICY AND RESPONSIBLE FOR NOTIFYING PATIENTS IN WRITING OF THEIR ELIGIBILITY FOR FINANCIAL ASSISTANCE FINANCIAL COUNSELING IS PROVIDED TO PATIENTS ABOUT THEIR PAYMENT OBLIGATIONS AND HOSPITAL BILLS INFORMATION ON HOSPITAL-BASED FINANCIAL SUPPORT POLICIES AND EXTERNAL PROGRAMS THAT PROVIDE COVERAGE FOR SERVICES ARE MADE AVAILABLE TO PATIENTS DURING THE PRE-REGISTRATIONS AND REGISTRATION PROCESSES AND/OR THROUGH COMMUNICATIONS WITH PATIENTS SEEKING FINANCIAL ASSISTANCE IN THE EVENT THAT A PATIENT DOES NOT QUALIFY FOR MEDICAL ASSISTANCE UNDER STATE, DISTRICT OR FEDERAL PROGRAMS, A "PATIENT REQUEST FOR UNCOMPENSATED CARE" APPLICATION WILL BE PROVIDED TO THE PATIENT FOR COMPLETION AND SUBMISSION TO FINANCIAL COUNSELOR'S OFFICE IN ACCORDANCE WITH THE HOSPITAL'S UNCOMPENSATED CARE/CHARITY CARE POLICY HOWARD UNIVERSITY HOSPITAL IS COMMITTED TO PROVIDING, WITHIN THE LIMITS OF ITS RESOURCES, FINANCIAL ASSISTANCE FOR MEDICALLY NECESSARY SERVICES FOR PATIENTS WHO LACK THE MEANS TO PAY FOR SUCH SERVICES HOWARD UNIVERSITY HOSPITAL WILL PROVIDE ANNUALLY NO LESS THAN 3% OF ITS TOTAL OPERATING EXPENSES TO FINANCIAL ASSISTANCE PROGRAM BY MEASURED COST THE BASIS FOR FINANCIAL ASSISTANCE WILL BE DETERMINED THROUGH A PATIENTS SELF REPORTING WITH SUPPORTING DOCUMENTATION/ATTESTATION ON DOCUMENTED ANNUAL FAMILY WORKING AND NON-WORKING INCOME(S), SELF-REPORTED FAMILY SIZE AND LIVING EXPENSES SOCIALIZATION OF AND EXPOSURE TO FINANCIAL ASSISTANCE PROGRAM THIS FINANCIAL ASSISTANCE PROGRAM WILL BE COMMUNICATED TO ALL HOWARD UNIVERSITY HOSPITAL PATIENTS THROUGH MULTIPLE MEANS 1 PATIENTS PRESENTING FOR SERVICES FROM THE HOWARD UNIVERSITY HOSPITAL EMERGENCY DEPARTMENT WITHOUT VERIFIABLE THIRD PARTY PAYOR COVERAGE FOR ANTICIPATED SERVICES WILL BE NOTED IN HOSPITAL SYSTEM AS BEING UNINSURED (REGISTRATION CLASSIFICATION OF SELF PAY)I AN INFORMATIVE BROCHURE COVERING FINANCIAL ASSISTANCE OPTIONS WILL BE PROVIDED TO ALL AMBULATORY PATIENTS REGISTERED IN EMERGENCY DEPARTMENT AS SELF PAY II PATIENTS WHO ARE DISCHARGED FROM THE EMERGENCY DEPARTMENT AFTER HAVING RECEIVED CARE WILL RECEIVE A FOLLOW-UP CALL AND CORRESPONDENCE FROM DESIGNATED ELIGIBILITY COMPANY III PATIENTS WHO ARE ADMITTED TO HOWARD UNIVERSITY HOSPITAL FROM THE EMERGENCY DEPARTMENT WILL BE VISITED BY A FINANCIAL ASSISTANCE REPRESENTATIVE WHO WILL REVIEW WITH THE PATIENT ALL FEDERAL, DISTRICT AND HUH FINANCIAL ASSISTANCE PROGRAMS AVAILABLE TO THEM 2 COMMUNITY AND POTENTIAL PATIENTS WILL BE INFORMED TO THE HOWARD UNIVERSITY HOSPITAL FINANCIAL ASSISTANCE PROGRAM THROUGH THE HTTP //HUHEALTHCARE.COM WEBSITE 3 AT TIMES WHEN HOWARD UNIVERSITY HOSPITAL PARTICIPATES IN HEALTH FAIRS OR COMMUNITY OUTREACH PROGRAMS, A REPRESENTATIVE FOR THE FEDERAL, DISTRICT AND HUH FINANCIAL ASSISTANCE PROGRAM WILL BE AVAILABLE TO ANSWER QUESTIONS FROM INTERESTED PARTIES ALL PATIENT STATEMENTS, REGARDLESS OF THIRD PARTY PAYOR COVERAGE, WILL NOTE HUH FINANCIAL ASSISTANCE PROGRAM WITH A CONTACT NUMBER FOR THE DESIGNATED ELIGIBILITY COMPANY TO PROVIDE SUPPORT IN COMPLETING</p>

Identifier	ReturnReference	Explanation
		<p>PART VI, LINE 4 COMMUNITY INFORMATIONHUH LOCATED IN WASHINGTON, DC IS A NOT-FOR-PROFIT ACUTE CARE HOSPITAL THE HOSPITAL PROVIDES INPATIENT, OUTPATIENT, AND EMERGENCY HEALTH SERVICES FOR THE RESIDENTS OF THE DISTRICT OF COLUMBIA AND SURROUNDING STATES THE HOSPITAL'S PATIENT POPULATION IS OVERWHELMINGLY REPRESENTED BY MEDICAID, DC ALLIANCE (PROVIDES MEDICAL ASSISTANCE TO NEEDY DISTRICT RESIDENTS WHO ARE NOT ELIGIBLE FOR FEDERALLY-FINANCED MEDICAID BENEFITS), AND MEDICARE PATIENTS AS WELL AS INDIGENT AND UNINSURED PATIENTS HUH IS A LEVEL ONE (1) TRAUMA CENTER, ONE OF AMERICA'S BEST HOSPITALS, OFFERING THE MOST COMPREHENSIVE HEALTH CARE FACILITIES IN WASHINGTON, D C HUH SERVES THE WASHINGTON, DC POPULATION OF APPROXIMATELY 600,000 PEOPLE HUH IS A DISPROPORTIONATE SHARE HOSPITAL AND IN FY2009 OUR GENERAL ADMITTANCE PAYOR MIX FOR MEDICARE WAS 46% HOWARD UNIVERSITY COLLEGE OF MEDICINE IS THIRD AMONG AMERICA'S 141 MEDICAL SCHOOLS IN PRODUCING DOCTORS THAT MEET THE NATION'S NEW HEALTH CARE NEEDS THE MISSION OF HOWARD UNIVERSITY HOSPITAL IS THE PROVISION OF EXCELLENCE, SERVICE, EDUCATION AND RESEARCH IN AN ENVIRONMENT OF SAFETY IN FURTHERANCE OF ITS COMMITMENT TO EDUCATION, THE HOSPITAL MAINTAINS AN ENVIRONMENT THAT SUPPORTS THE TRAINING OF POSTGRADUATE TRAINEES, MEDICAL, DENTAL, NURSING AND OTHER STUDENTS BY HEALTH CARE PRACTITIONERS BETWEEN 2001 AND 2005, THE DISTRICT OF COLUMBIA RANKED 6TH HIGHEST IN THE NATION FOR CANCER DEATHS, THIRD HIGHEST IN THE NATION FOR COLORECTAL CANCER DEATHS, AND FIRST IN THE NATION FOR DEATHS DUE TO PROSTATE, CERVICAL, AND BREAST CANCERS HUH'S CANCER CENTER WAS ESTABLISHED IN ORDER TO SERVE MINORITIES AND UNDERSERVED POPULATIONS AND TO ADDRESS HEALTH DISPARITIES THUS, THE MISSION OF THE CANCER CENTER IS TO REDUCE THE BURDEN OF CANCER THROUGH RESEARCH, EDUCATION, AND SERVICE, WITH EMPHASIS ON THE UNIQUE ETHNIC AND CULTURAL ASPECTS OF MINORITY AND UNDERSERVED POPULATIONS THE CANCER CENTER, UNDER A GRANT FROM THE DISTRICT OF COLUMBIA DEPARTMENT OF HEALTH AND THE DC CANCER CONSORTIUM, OFFERS FREE COLON CANCER SCREENING TO DISTRICT OF COLUMBIA RESIDENTS BETWEEN THE AGES OF 50 AND 64 AT HOWARD UNIVERSITY HOSPITAL HOWARD UNIVERSITY'S CENTER FOR SICKLE CELL DISEASE (SCD) WAS FOUNDED BY THE LATE DR ROLAND B SCOTT IN 1971 TO ADDRESS THE NEEDS OF PATIENTS AND FAMILIES IN THE WASHINGTON METROPOLITAN AREA AFFECTED BY SCD THE CENTER IS COMMITTED TO A SIX-FOLD GOAL THAT INCLUDES COMPREHENSIVE MEDICAL CARE, RESEARCH, TESTING, EDUCATION, COUNSELING, AND COMMUNITY OUTREACH RECENTLY, THE CENTER HAS EXPANDED ITS CLINICAL RESEARCH PROGRAM AND DEVELOPED A COLLABORATIVE CONSORTIUM WITH CHILDREN'S NATIONAL MEDICAL CENTER (CNMC) AND IN WORKING TOGETHER WITH HOWARD UNIVERSITY HOSPITAL AND NIH, IS THE WASHINGTON AREA'S LEADING PROVIDER OF PATIENT SERVICES FOR SCD HOWARD UNIVERSITY CENTER FOR WELLNESS AND WEIGHT LOSS SURGERY, ACCREDITED AS A CENTER FOR EXCELLENCE BY THE BARIATRIC SURGERY CENTER NETWORK (BSCN) ACCREDITATION PROGRAM OF THE AMERICAN COLLEGE OF SURGEONS (ACS) PROVIDES A WELLNESS AND WEIGHT LOSS PROGRAM CUSTOMIZED TO FIT PATIENT'S NEEDS THE CENTER OFFERS BOTH SURGICAL AND MEDICAL WEIGHT LOSS SOLUTIONS AND THE PROPER TOOLS AND EMOTIONAL SUPPORT TO TRANSFORM A PATIENT'S HEALTH AND LIFE IN ADDITION, APPROXIMATELY 19% OF DC RESIDENTS ARE LIVING WITH DISABILITIES AND AT LEAST 3 PERCENT OF DISTRICT RESIDENTS HAVE HIV OR AIDS, A TOTAL THAT FAR SURPASSES THE 1 PERCENT THRESHOLD THAT CONSTITUTES A "GENERALIZED AND SEVERE" EPIDEMIC HUH OPERATES A COMMUNITY ADVISORY BOARD (CAB) AS A PART OF ITS HIV/AIDS PROGRAMS AND IS ALWAYS INTERESTED IN RECRUITING NEW MEMBERS WHO HAVE AN INTEREST IN HIV, AND HIV RESEARCH AND THE IMPACT OF THIS DISEASE IN WASHINGTON, DC AND ACROSS THE WORLD</p>

Identifier	ReturnReference	Explanation
		<p>PART VI, LINE 6 HUH IS A PRIVATE, NONPROFIT INSTITUTION AND ONE OF THE NATION'S ONLY TEACHING HOSPITAL LOCATED ON THE CAMPUS OF A HISTORICALLY BLACK UNIVERSITY IT OFFERS MEDICAL STUDENTS A SUPERIOR LEARNING ENVIRONMENT AND OPPORTUNITIES TO OBSERVE OR PARTICIPATE IN GROUND-BREAKING CLINICAL AND RESEARCH WORK WITH PROFESSIONALS WHO ARE CHANGING THE FACE OF HEALTH CARE HUH WAS ESTABLISHED ON THE BASIS OF BEING ABLE TO PROVIDE HEALTHCARE SERVICES TO THE UNDERSERVED BY PROVIDING A REFUGE WHERE EX-SLAVES RECEIVED THE MEDICAL CARE THEY WERE DENIED ELSEWHERE IN THIS REGARD, HOWARD UNIVERSITY AND HOSPITAL HAVE OFFERED THE FOLLOWING PROGRAMS DURING THE YEAR HOWARD UNIVERSITY COLLEGE OF MEDICINE-- PROVIDES STUDENTS OF HIGH ACADEMIC POTENTIAL WITH A MEDICAL EDUCATION OF EXCEPTIONAL QUALITY AND PREPARES PHYSICIANS AND OTHER HEALTH CARE PROFESSIONALS TO SERVE THE UNDERSERVED THE EMPHASIS IS ON DEVELOPING SKILLS AND HABITS OF LIFE-LONG LEARNING AND PRODUCING WORLD LEADERS IN MEDICINE THE COLLEGE LIVING ALUMNI, MORE THAN 4,000, ARE A TESTIMONY THAT AN EXCELLENT MEDICAL EDUCATION CAN BE OBTAINED AT HOWARD ALTHOUGH OPPORTUNITIES FOR MINORITY STUDENTS HAVE INCREASED AT OTHER MEDICAL SCHOOLS, THE COLLEGE UNIQUELY ADDRESSES THE SPECIAL HEALTH CARE NEEDS OF MEDICALLY UNDERSERVED COMMUNITIES AND CONTINUES TO PRODUCE A SIGNIFICANT NUMBER OF THE NATION'S MINORITY PHYSICIANS THE COLLEGE IS A PART OF HOWARD UNIVERSITY, A COMPREHENSIVE RESEARCH UNIVERSITY WHILE THE UNIVERSITY COMMUNITY HAS TRADITIONALLY BEEN PREDOMINANTLY BLACK, HOWARD HAS BEEN AN INTERRACIAL AND COSMOPOLITAN INSTITUTION THROUGHOUT ITS HISTORY, WITH STUDENTS, FACULTY AND STAFF OF ALL RACES AND FROM MANY FOREIGN NATIONS ALL MUST MEET THE HIGH STANDARDS OF EXCELLENCE OF HOWARD UNIVERSITY, WHICH HAS THE LARGEST CONCENTRATION OF BLACK FACULTY AND STUDENT SCHOLARS IN THE COUNTRY IN ADDITION TO THE COLLEGE OF MEDICINE, THE HOWARD UNIVERSITY HEALTH SCIENCES CENTER INCLUDES THE HOWARD UNIVERSITY HOSPITAL, THE COLLEGE OF DENTISTRY, THE COLLEGE OF PHARMACY, NURSING AND ALLIED HEALTH SCIENCES, THE LOUIS STOKES HEALTH SCIENCES LIBRARY, AND THE STUDENT HEALTH CENTER BREAD FOR THE CITY MEDICAL CLINIC - STUDENTS ASSIST THE CLINIC IN THE PROVISION OF FREE MEDICAL SERVICES FOR THE UNINSURED A FREE LEGAL CLINIC, FOOD AND CLOTHING SERVICES, AS WELL AS SOCIAL WORK SERVICES ARE ALSO AVAILABLE TO RESIDENTS AT THIS FACILITY COMMUNITY DENTISTRY PROGRAM - THIS DENTAL OUTREACH PROGRAM PROVIDES HEALTH EDUCATION AND DENTAL SCREENING FOR 6 TO 12 YEAR-OLD HOMELESS CHILDREN IN SHELTERS, HEALTH SCREENINGS AND DENTAL CARE FOR YOUNG CHILDREN IN HEAD START PROGRAMS AND THEIR PARENTS, TRAINING FOR NURSING HOME CAREGIVERS IN THE CARE OF THE DENTAL NEEDS OF ELDERS AND ASSESSMENTS OF DENTAL PROSTHESES, AND DENTAL SCREENINGS FOR MENTALLY ILL AND HANDICAPPED PATIENTS HIGH SCHOOL ENRICHMENT PROGRAM - THIS 6-WEEK PROGRAM IS INTENDED FOR HIGH SCHOOL STUDENTS WITH A STRONG INTEREST IN THE HEALTH PROFESSIONS PARTICIPANTS WILL OBTAIN INSTRUCTION IN SCIENCE, MATH, RESEARCH, WRITING, AND COLLEGE PREPARATION SKILLS RISING SENIORS WILL RESIDE ON CAMPUS AND RECEIVE STIPENDS, PROVIDED FUNDS ARE AVAILABLE MULTIDISCIPLINARY CENTER FOR GERONTOLOGY - THE CENTER SEEKS TO IMPROVE THE QUALITY OF LIFE FOR MINORITY SENIORS THROUGH RESEARCH, TRAINING AND EDUCATIONAL PROGRAMS FOR FACULTY, STUDENTS AND COMMUNITY RESIDENTS ESTABLISHED IN 1994 WITH A \$1 MILLION GRANT FROM THE US ADMINISTRATION ON AGING, THE CENTER IS CURRENTLY FUNDED PRIMARILY BY EXTERNAL GRANTS THE CENTER HAS CONTINUED TO DEVELOP AND PRODUCE POSITIVE OUTCOMES AND RESULTS IN THE FIELD OF GERONTOLOGY SPEECH AND HEARING CLINIC - THE SPEECH AND HEARING CLINIC PROVIDES COMPREHENSIVE RESEARCH-ORIENTED CLINICAL SERVICES TO INDIVIDUALS WHO REQUIRE SPEECH, LANGUAGE AND HEARING EVALUATIONS AND/OR TREATMENT BOARDER BABIES-- THE PROGRAM PROVIDES SUPPORT FOR BABIES AND CHILDREN FROM BIRTH TO 12 YEARS OLD, WHO HAVE BEEN ABANDONED AT HOWARD UNIVERSITY HOSPITAL, WERE ABUSED OR NEGLECTED AND ARE NOW IN FOSTER CARE OR ARE LIVING WITH GRANDPARENTS OR OTHER RELATIVES GRAND ROUNDS FOR COMMUNITY PHYSICIANS-- GRAND ROUNDS FOR COMMUNITY PHYSICIANS IS OPEN TO COMMUNITY PHYSICIANS AT NO CHARGE, AND AFFORDS THEM THE OPPORTUNITY TO EARN CATEGORY 1 CREDITS REQUIRED FOR RELICENSURE THE PROGRAM FOCUS IS ON IMPROVING PATIENT CARE AND OUTCOMES HEALTH FAIRS-- HEALTH FAIRS PROVIDE THE PUBLIC WITH HEALTHCARE INFORMATION AND SCREENING SERVICES IN A VARIETY OF VENUES HOWARD UNIVERSITY HOSPITAL HAS CO-SPONSORED SUCH FAIRS WITH THE COMMUNITY ORGANIZATIONS AND CHURCHES TOBACCO CONTROL PROGRAM-- THE MISSION OF THE TOBACCO CONTROL PROGRAM IS TO EDUCATE THE COMMUNITY ABOUT THE DANGERS OF TOBACCO PRODUCTS INFORMATION, SUPPORT, AND ASSISTANCE ARE PROVIDED TO SMOKERS WHO ARE TRYING TO QUIT THE PROGRAM ALSO SUPPORTS INITIATIVES TO PREVENT YOUTH SMOKING AND ADVOCACY CAMPAIGNS TO REDUCE TOBACCO USE AND EXPOSURE</p>

Identifier	ReturnReference	Explanation
REPORTS FILED WITH STATES	PART VI, LINE 7	DC

Schedule I
(Form 990)

Department of the Treasury
Internal Revenue Service

Name of the organization
THE HOWARD UNIVERSITY

Grants and Other Assistance to Organizations,
Governments and Individuals in the United States

Complete if the organization answered "Yes," to Form 990, Part IV, line 21 or 22.
▶ Attach to Form 990

OMB No 1545-0047

2010

Open to Public
Inspection

Employer identification number

53-0204707

Part I General Information on Grants and Assistance

1

Does the organization maintain records to substantiate the amount of the grants or assistance, the grantees' eligibility for the grants or assistance, and the selection criteria used to award the grants or assistance?

☒ Yes

☐ No

2

Describe in Part IV the organization's procedures for monitoring the use of grant funds in the United States

Part II Grants and Other Assistance to Governments and Organizations in the United States. Complete if the organization answered "Yes" to Form 990, Part IV, line 21 for any recipient that received more than \$5,000. Check this box if no one recipient received more than \$5,000. Part II can be duplicated if additional space is needed.

▶ ☐

1 (a) Name and address of organization or government	(b) EIN	(c) IRC Code section if applicable	(d) Amount of cash grant	(e) Amount of non-cash assistance	(f) Method of valuation (book, FMV, appraisal, other)	(g) Description of non-cash assistance	(h) Purpose of grant or assistance
See Additional Data Table							

2

Enter total number of section 501(c)(3) and government organizations

▶

3

Enter total number of other organizations

▶

Part III

Grants and Other Assistance to Individuals in the United States. Complete if the organization answered "Yes" to Form 990, Part IV, line 22.
Use Schedule I-1 (Form 990) if additional space is needed.

(a)Type of grant or assistance	(b)Number of recipients	(c)Amount of cash grant	(d)Amount of non-cash assistance	(e)Method of valuation (book, FMV, appraisal, other)	(f)Description of non-cash assistance
(1) SCHOLARSHIPS	6150	64,997,442			

Part IV

Supplemental Information. Complete this part to provide the information required in Part I, line 2, and any other additional information.

Identifier	Return Reference	Explanation
PROCEDURE FOR MONITORING GRANTS IN THE U S	PART I, LINE 2	SCHEDULE I, PART I, LINE 2 MONITORING USE OF GRANT FUNDS IN THE UNITED STATES SUB-RECIPIENT OF GRANTS ARE REVIEWED TO ENSURE COMPLETION AND SATISFACTION OF THE GRANT CRITERIA SHOULD A RECIPIENT BE FOUND TO BE OUT OF COMPLIANCE, THEY WILL NO LONGER BE ELIGIBLE FOR FUTURE SCHOLARSHIPS

Software ID:

Software Version:

EIN: 53-0204707

Name: THE HOWARD UNIVERSITY

Form 990,Schedule I, Part II, Grants and Other Assistance to Governments and Organizations in the United States

(a) Name and address of organization or government	(b) EIN	(c) IRC Code section if applicable	(d) Amount of cash grant	(e) Amount of non-cash assistance	(f) Method of valuation (book, FMV , appraisal, other)	(g) Description of non-cash assistance	(h) Purpose of grant or assistance
AMERICAN DENTAL ASSOCIATION75 REMITTANCE ASSOCIATION CHICAGO,IL 606751385	36-0724690		33,966				SUPPORT RESEARCH AND EDUCATION
ANACOSTIA ECONOMIC DEVELOPMENT CORP1800 MARTIN LUTHER KING JR AVE SE WASHINGTON,DC 20020	52-0897780	501 (C) (3)	66,451				SUPPORT RESEARCH AND EDUCATION
ANITA GUTIERREZ719 CAPITOL SQUARE PLACE SW WASHINGTON,DC 20024	52-5555736		7,436				SUPPORT RESEARCH AND EDUCATION
AZIZA PRODUCTIONS1200 G ST NW SUITE 800 WASHINGTON,DC 20005	54-2051073		26,625				SUPPORT RESEARCH AND EDUCATION
BAYLOR COLLEGE OF MEDICINEONE BAYLOR PLAZA T100 MS BCM 203 HOUSTON,TX 770303411	74-1613878	501 (C) (3)	43,329				SUPPORT RESEARCH AND EDUCATION
BOWIE STATE UNIVERSITY 14000 JERICHO PARK ROAD BOWIE,MD 207159465	52-6002033		86,363				SUPPORT RESEARCH AND EDUCATION
CALIFORNIA INSTITUTE OF TECHNOLOGY1200 E CALIFORNIA BLVD PASADENA,CA 91125	95-1643307		123,950				SUPPORT RESEARCH AND EDUCATION
CENTREMEGA CORPORATION1700 FRASER FIR COURT MITCHELLVILLE,MD 20721	26-0554492		63,000				SUPPORT RESEARCH AND EDUCATION
CHARLES R DREW UNIVERSITY OF MEDICINE &1731 EAST 120TH STREET LOS ANGELES,CA 90059	95-6151774	501 (C) (3)	68,044				SUPPORT RESEARCH AND EDUCATION
CHILDREN'S RESEARCH INSTITUTE111 MICHIGAN AVENUE NW WASHINGTON,DC 20010	52-1654453	501 (C) (3)	1,146,807				SUPPORT RESEARCH AND EDUCATION
COALITION FOR ENVIRONMENTALLY SAFE COMMUNITIES12037 HEATHER DOWN DRIVE HERNDON,VA 20170	52-2129256	501 (C) (3)	49,473				SUPPORT RESEARCH AND EDUCATION
COLORADO STATE UNIVERSITY2002 CAMPUS DELIVERY OSP FORT COLLINS,CO 805232002	84-6000545		62,602				SUPPORT RESEARCH AND EDUCATION

Form 990,Schedule I, Part II, Grants and Other Assistance to Governments and Organizations in the United States

(a) Name and address of organization or government	(b) EIN	(c) IRC Code section if applicable	(d) Amount of cash grant	(e) Amount of non-cash assistance	(f) Method of valuation (book, FMV, appraisal, other)	(g) Description of non-cash assistance	(h) Purpose of grant or assistance
COMMUNITY HEALTH PARTNERSHIP INC6000 GEORGIA AVE NW WASHINGTON,DC 20011	16-1690461	501 (C) (3)	13,118				SUPPORT RESEARCH AND EDUCATION
CULTURALLY RESPONSIVE EVALUATION STRATEGIES & TECHNOLOGIES14900 WILLOW HILL LANE CHESTERFIELD,VA 23832	27-1066296		24,072				SUPPORT RESEARCH AND EDUCATION
DC CHAMBER OF COMMERCE1213 K STREET NW WASHINGTON,DC 20005	23-7158230		52,049				SUPPORT RESEARCH AND EDUCATION
D DAVIS SOLUTIONS10700 KINLOCH ROAD SILVER SPRING,MD 20903	27-1400749		12,800				SUPPORT RESEARCH AND EDUCATION
DELAWARE STATE UNIVERSITY1200 N DUPONT HWY DOVER,DE 19901	51-0305893		16,600				SUPPORT RESEARCH AND EDUCATION
DONALD T WILSON6558 MARLO DRIVE FALLS CHURCH,VA 22042	41-8627374		26,516				SUPPORT RESEARCH AND EDUCATION
EMERGENCE COMMUNITY ARTS COLLECTIVE733 EUCLID STREET NW WASHINGTON,DC 20001	06-1687385	501 (C) (3)	18,500				SUPPORT RESEARCH AND EDUCATION
ENVIRONMENT RATING SCALES INSTITUTE INC 711 GREENWOOD ROAD CHAPEL HILL,NC 27514	20-0727268		30,111				SUPPORT RESEARCH AND EDUCATION
ETHIOPIAN COMMUNITY DEVELOPMENT COUNCIL 901 SOUTH HIGHLAND STREET ARLINGTON,VA 22204	52-1308986	501 (C) (3)	7,093				SUPPORT RESEARCH AND EDUCATION
GEORGETOWN UNIVERSITY 3970 RESERVOIR ROAD NW WASHINGTON,DC 20057	53-0196603	501 (C) (3)	64,006				SUPPORT RESEARCH AND EDUCATION
GUERILLA ARTS INK LLC 2825 7TH STREET NE WASHINGTON,DC 20017	14-1962252		76,180				SUPPORT RESEARCH AND EDUCATION
HAMPTON UNIVERSITY114 WIGMAN BUILDING HAMPTON,VA 23668	54-0505990	501 (C) (3)	86,505				SUPPORT RESEARCH AND EDUCATION

Form 990,Schedule I, Part II, Grants and Other Assistance to Governments and Organizations in the United States

(a) Name and address of organization or government	(b) EIN	(c) IRC Code section if applicable	(d) Amount of cash grant	(e) Amount of non-cash assistance	(f) Method of valuation (book, FMV, appraisal, other)	(g) Description of non-cash assistance	(h) Purpose of grant or assistance
HOWARD THEATRE RESTORATION INC801 K STREET NW WASHINGTON,DC 20001	11-3810472	501 (C) (3)	200,000				SUPPORT RESEARCH AND EDUCATION
HOW THE WEATHER WORKS 7765 PRESERVE LANE SUITE 5 NAPLES,FL 34119	10-0369993		33,000				SUPPORT RESEARCH AND EDUCATION
JACKSON STATE UNIVERSITY1400 JR LYNCH STREET JACKSON,MS 39217	64-6000507		263,305				SUPPORT RESEARCH AND EDUCATION
JOHNS HOPKINS UNIVERSITY12529 COLLECTIONS CENTER DRIVE CHICAGO,IL 60693	52-0595110	501 (C) (3)	337,707				SUPPORT RESEARCH AND EDUCATION
LTG ASSOCIATES875 E CANAL DRIVE TURLOCK,CA 95380	95-3936812		53,969				SUPPORT RESEARCH AND EDUCATION
MANNA INC828 EVARTS ST NE WASHINGTON,DC 20018	52-1260689	501 (C) (3)	75,000				SUPPORT RESEARCH AND EDUCATION
MARSHA MC LEAN500 RYANS RUN NEWPORT NEWS,VA 23608	23-8029493		8,460				SUPPORT RESEARCH AND EDUCATION
MASSAH BUNDU5608 NEWTON STREET HYATTSVILLE,MD 20784	57-8081445		6,000				SUPPORT RESEARCH AND EDUCATION
MCV ASSOCIATES INC 4605-C PINECREST OFFICE PARK DR ALEXANDRIA,VA 22312	54-1553636		26,400				SUPPORT RESEARCH AND EDUCATION
MEHARRY MEDICAL COLLEGE1005 DR DB TODD JR BLVD NASHVILLE,TN 37027	62-0488046	501 (C) (3)	85,447				SUPPORT RESEARCH AND EDUCATION
MOREHOUSE SCHOOL OF MEDICINE INC720 WESTVIEW DRIVE SW ATLANTA,GA 303101495	58-1438873	501 (C) (3)	36,140				SUPPORT RESEARCH AND EDUCATION
MORGAN STATE UNIVERSITY1700 E COLD SPRING LANE BALTIMORE,MD 21251	52-6002033		60,286				SUPPORT RESEARCH AND EDUCATION

Form 990,Schedule I, Part II, Grants and Other Assistance to Governments and Organizations in the United States

(a) Name and address of organization or government	(b) EIN	(c) IRC Code section if applicable	(d) Amount of cash grant	(e) Amount of non-cash assistance	(f) Method of valuation (book, FMV, appraisal, other)	(g) Description of non-cash assistance	(h) Purpose of grant or assistance
NAVAJO AIDS NETWORK CHINLE VALLEY SCHOOL TRAILER 38 CHINLE,AZ 86503	86-0736661		46,634				SUPPORT RESEARCH AND EDUCATION
NATIONAL CENTER FOR FARMWORKER HEALTH INC 1770 FM 967 BUDA,TX 78610	71-1826899	501 (C) (3)	20,000				SUPPORT RESEARCH AND EDUCATION
NETWORK FOR TEACHING ENTREPRENEURSHIP DC REGION 120 WALL STREET NEW YORK,NY 10005	13-3408731		18,375				SUPPORT RESEARCH AND EDUCATION
NORFOLK STATE UNIVERSITY 700 PARK AVENUE NORFOLK,VA 23504	54-6002808		31,658				SUPPORT RESEARCH AND EDUCATION
PENNSYLVANIA STATE UNIVERSITY 820 NORTH UNIVERSITY PRESS UNIVERSITY PARK,PA 16802	24-6000376		125,000				SUPPORT RESEARCH AND EDUCATION
PRECISION SYSTEMS INC 2713 NEWLANDS STREET NW WASHINGTON,DC 20015	52-1902336		8,461				SUPPORT RESEARCH AND EDUCATION
PROFESSIONAL SERVICES ENTERPRISE & ASSOCIATES 10522 TRUXTON RD HYATTSVILLE,MD 20783	20-8940614		38,600				SUPPORT RESEARCH AND EDUCATION
THE REGENTS OF THE UNIVERSITY OF MICHIGAN 3003 SOUTH STATE STREET ANN ARBOR,MI 48109	05-3325080		75,124				SUPPORT RESEARCH AND EDUCATION
REGENTS OF THE UNIVERSITY OF CALIFORNIA BOX 951432 1125 MURPHY HALL 405 HILGARD AVENUE LOS ANGELES,CA 900951406	94-6036494		20,377				SUPPORT RESEARCH AND EDUCATION
RUSSIAN RESEARCH SERVICES CORP 16410 NE 76TH STREET VANCOUVER,WA 98882	60-2673062		44,750				SUPPORT RESEARCH AND EDUCATION
SHARMON L THORNTON 1111 ARMY NAVY DRIVE ARLINGTON,VA 222022029	30-1489762		83,654				SUPPORT RESEARCH AND EDUCATION
STANFORD UNIVERSITY LANE MEIDICAL LIBRARY ASSOCIATION STANFORD,CA 943055123	94-1156365	501 (C) (3)	2,685				SUPPORT RESEARCH AND EDUCATION

Form 990,Schedule I, Part II, Grants and Other Assistance to Governments and Organizations in the United States

(a) Name and address of organization or government	(b) EIN	(c) IRC Code section if applicable	(d) Amount of cash grant	(e) Amount of non-cash assistance	(f) Method of valuation (book, FMV, appraisal, other)	(g) Description of non-cash assistance	(h) Purpose of grant or assistance
TEMPLE UNIVERSITY - OF THE COMMONWEALTH1330 WEST BERKS STREET SULLIVAN HALL 3RD FLOOR PHILADELPHIA, PA 19122	23-1365971	501 (C) (3)	56,682				SUPPORT RESEARCH AND EDUCATION
THE RESEARCH FOUNDATION OF SUNY PRESS1400 WASHINGTON AVE MSC 312 ALBANY, NY 12222	14-1368361	501 (C) (3)	249,736				SUPPORT RESEARCH AND EDUCATION
UNIVERSITY OF CALIFORNIA-DAVIS3500 GILMAN DRIVE MC0953 LAJOLLA, CA 92093	94-6036494		24,962				SUPPORT RESEARCH AND EDUCATION
UNIVERSITY OF CHICAGO 1225 EAST 6TH STREET CHICAGO, IL 60637	29-7901316	501 (C) (3)	91,560				SUPPORT RESEARCH AND EDUCATION
UNIVERSITY OF DISTRICT OF COLUMBIA4200 CONNECTICUT AVE NW BLDG 38 WASHINGTON, DC 200081122	53-6001131		222,301				SUPPORT RESEARCH AND EDUCATION
UNIVERSITY OF ILLINOIS 1901 SOUTH FIRST STREET SUITE A MC-685 CHAMPAIGN, IL 618207406	37-6000511		173,720				SUPPORT RESEARCH AND EDUCATION
UNIVERSITY OF MICHIGAN 3003 SOUTH STATE STREET ANN ARBOR, MI 48109	38-6006309		93,286				SUPPORT RESEARCH AND EDUCATION
UNIVERSITY OF PUERTO RICO COLLBOS 9000 MAYAGUEZ, PR 006819001	66-0433761		239,662				SUPPORT RESEARCH AND EDUCATION
UNIVERSITY OF TEXAS AT EL PASO500 W UNIVERSITY AVE EL PASO, TX 799680506	74-6000813		186,930				SUPPORT RESEARCH AND EDUCATION
UNIVERSITY OF TEXAS HEALTH SCIENCE7703 FLOYD CURL DR MAIL CODE 7967 SAN ANTONIO, TX 782293900	74-1586031		52,240				SUPPORT RESEARCH AND EDUCATION
VALIDUS COMMUNICATIONS LLC 2109 MILL ROAD ALEXANDRIA, VA 22314	20-8270864		1,006				SUPPORT RESEARCH AND EDUCATION
VANDERBILT UNIVERSITY CONTRACT AND GRANT ACCOUNTING NASHVILLE, TN 37235	62-0476822	501 (C) (3)	50,885				SUPPORT RESEARCH AND EDUCATION

Form 990,Schedule I, Part II, Grants and Other Assistance to Governments and Organizations in the United States

(a) Name and address of organization or government	(b) EIN	(c) IRC Code section if applicable	(d) Amount of cash grant	(e) Amount of non-cash assistance	(f) Method of valuation (book, FMV, appraisal, other)	(g) Description of non-cash assistance	(h) Purpose of grant or assistance
VIRGINIA STATE UNIVERSITYOFFICE OF CASH INVESTMENTS 1 HAYDEN DR PETERSBURG,VA 23806	54-6001811		42,490				SUPPORT RESEARCH AND EDUCATION
WASHINGTON REGIONAL ASSOCIATION OF1400 16TH STREET NW SUITE NW WASHINGTON,DC 20036	52-1756853	501 (C) (3)	105,000				SUPPORT RESEARCH AND EDUCATION
XAVIER UNIVERSITY OF LOUISIANA7325 PALMETTO ST - BOX 37A NEW ORLEANS,LA 70125	72-0635884	501 (C) (3)	39,832				SUPPORT RESEARCH AND EDUCATION

Schedule J
(Form 990)

Department of the Treasury
Internal Revenue Service

Compensation Information

For certain Officers, Directors, Trustees, Key Employees, and Highest Compensated Employees

▶ Complete if the organization answered "Yes" to Form 990, Part IV, question 23.

▶ Attach to Form 990. ▶ See separate instructions.

OMB No 1545-0047

2010

Open to Public Inspection

Name of the organization
THE HOWARD UNIVERSITY

Employer identification number
53-0204707

Part I

Questions Regarding Compensation

		Yes	No
1a	Check the appropriate box(es) if the organization provided any of the following to or for a person listed in Form 990, Part VII, Section A, line 1a Complete Part III to provide any relevant information regarding these items		
	<div><div><input type="checkbox"/> First-class or charter travel</div><div><input checked="" type="checkbox"/> Housing allowance or residence for personal use</div><div><input type="checkbox"/> Travel for companions</div><div><input type="checkbox"/> Payments for business use of personal residence</div><div><input type="checkbox"/> Tax idemnification and gross-up payments</div><div><input checked="" type="checkbox"/> Health or social club dues or initiation fees</div><div><input type="checkbox"/> Discretionary spending account</div><div><input type="checkbox"/> Personal services (e g , maid, chauffeur, chef)</div></div>		
b	If any of the boxes in line 1a are checked, did the organization follow a written policy regarding payment or reimbursement or provision of all the expenses described above? If "No," complete Part III to explain	1b	Yes
2	Did the organization require substantiation prior to reimbursing or allowing expenses incurred by all officers, directors, trustees, and the CEO/Executive Director, regarding the items checked in line 1a?	2	Yes
3	Indicate which, if any, of the following the organization uses to establish the compensation of the organization's CEO/Executive Director Check all that apply		
	<div><div><input checked="" type="checkbox"/> Compensation committee</div><div><input checked="" type="checkbox"/> Written employment contract</div><div><input checked="" type="checkbox"/> Independent compensation consultant</div><div><input checked="" type="checkbox"/> Compensation survey or study</div><div><input type="checkbox"/> Form 990 of other organizations</div><div><input checked="" type="checkbox"/> Approval by the board or compensation committee</div></div>		
4	During the year, did any person listed in Form 990, Part VII, Section A, line 1a with respect to the filing organization or a related organization		
a	Receive a severance payment or change-of-control payment from the organization or a related organization?	4a	Yes
b	Participate in, or receive payment from, a supplemental nonqualified retirement plan?	4b	Yes
c	Participate in, or receive payment from, an equity-based compensation arrangement?	4c	No
	If "Yes" to any of lines 4a-c, list the persons and provide the applicable amounts for each item in Part III		
	Only 501(c)(3) and 501(c)(4) organizations only must complete lines 5-9.		
5	For persons listed in form 990, Part VII, Section A, line 1a, did the organization pay or accrue any compensation contingent on the revenues of		
a	The organization?	5a	No
b	Any related organization?	5b	No
	If "Yes," to line 5a or 5b, describe in Part III		
6	For persons listed in form 990, Part VII, Section A, line 1a, did the organization pay or accrue any compensation contingent on the net earnings of		
a	The organization?	6a	No
b	Any related organization?	6b	No
	If "Yes," to line 6a or 6b, describe in Part III		
7	For persons listed in Form 990, Part VII, Section A, line 1a, did the organization provide any non-fixed payments not described in lines 5 and 6? If "Yes," describe in Part III	7	No
8	Were any amounts reported in Form 990, Part VII, paid or accrued pursuant to a contract that was subject to the initial contract exception described in Regs section 53 4958-4(a)(3)? If "Yes," describe in Part III	8	No
9	If "Yes" to line 8, did the organization also follow the rebuttable presumption procedure described in Regulations section 53 4958-6(c)?	9	

Part II **Officers, Directors, Trustees, Key Employees, and Highest Compensated Employees.** Use duplicate copies if additional space is needed.

For each individual whose compensation must be reported in Schedule J, report compensation from the organization on row (i) and from related organizations, described in the instructions on row (ii) Do not list any individuals that are not listed on Form 990, Part VII

Note. The sum of columns (B)(i)-(iii) must equal the applicable column (D) or column (E) amounts on Form 990, Part VII, line 1a

(A) Name		(B) Breakdown of W-2 and/or 1099-MISC compensation			(C) Retirement and other deferred compensation	(D) Nontaxable benefits	(E) Total of columns (B)(i)-(D)	(F) Compensation reported in prior Form 990 or Form 990-EZ
		(i) Base compensation	(ii) Bonus & incentive compensation	(iii) Other reportable compensation				
See Additional Data Table								
(2)								
(3)								
(4)								
(5)								
(6)								
(7)								
(8)								
(9)								
(10)								
(11)								
(12)								
(13)								
(14)								
(15)								
(16)								

Part III **Supplemental Information**

Complete this part to provide the information, explanation, or descriptions required for Part I, lines 1a, 1b, 4c, 5a, 5b, 6a, 6b, 7, and 8. Also complete this part for any additional information.

Identifier	Return Reference	Explanation
	PART I, LINE 1A	SCHEDULE J QUESTIONS REGARDING COMPENSATION. HOUSING ALLOWANCES/RESIDENCE FOR PERSONAL USE. HOWARD UNIVERSITY PROVIDES A HOME TO THE UNIVERSITY PRESIDENT AS A CONDITION OF EMPLOYMENT AND FOR THE CONVENIENCE OF THE UNIVERSITY. THE UNIVERSITY ALLOCATES RESOURCES TO MAINTAIN THE RESIDENCE IN GOOD REPAIR. THESE INCLUDE: (1) ALL UTILITIES, TELEPHONE, CABLE TELEVISION, HIGH SPEED AND WIRELESS INTERNET, (2) SERVICE AND MAINTANANCE OF THE STRUCTURE AND GROUNDS, (3) UNIVERSITY-OWNED FURNISHINGS AND FURNITURE TO SUPPLEMENT PRESIDENT RIBEAU'S PERSONAL FURNISHINGS AND FURNITURE, AND (4) PERIODIC HOUSEKEEPING SERVICES AND CATERING FOR UNIVERSITY-RELATED BUSINESS AND ENTERTAINMENT. THE USE OF THIS RESIDENCE WAS NOT INCLUDED IN THE PRESIDENT'S FORM W-2. THE FAIR MARKET VALUE OF THE ANNUAL RENT (IN THE AMOUNT OF \$95,000) HAS BEEN INCLUDED AS A NON-TAXABLE BENEFIT FOR SCHEDULE J PURPOSES. HEALTH OR SOCIAL CLUB DUES. THE UNIVERSITY PAID OR REIMBURSED THE PRESIDENT FOR THE DUES AND NORMAL PERIODIC ASSESSMENTS INCURRED FOR MEMBERSHIP FOR TWO CLUBS. THE USE OF THE MEMBERSHIP IN THE BUSINESS CLUBS IS LIMITED TO UNIVERSITY BUSINESS. THIS WAS NOT REPORTED ON THE PRESIDENT'S FORM W-2. PERSONAL SERVICES. AN AUTOMOBILE (ALONG WITH DRIVER) ARE PROVIDED TO THE PRESIDENT BY THE UNIVERSITY AS NEEDED FOR UNIVERSITY-RELATED BUSINESS. THESE SERVICES ARE FOR BUSINESS PURPOSES ONLY, AND AS SUCH, HAVE NOT BEEN INCLUDED IN THE PRESIDENT'S FORM W-2. SCHEDULE J, PART I, LINE 4A SEVERANCE OR CHANGE OF CONTROL PAYMENTS. DURING THE YEAR ENDED JUNE 30, 2011, THE FOLLOWING INDIVIDUAL LISTED ON PART VII RECEIVED SEVERANCE PAYMENTS: SIDNEY EVANS, \$276,531. SCHEDULE J, PART I, LINE 4B SUPPLEMENTAL NONQUALIFIED RETIREMENT PLAN. THE UNIVERSITY FUNDS A NON-QUALIFIED DEFERRED COMPENSATION PLAN FOR DR. RIBEAUX IN THE AMOUNT OF \$70,000 ANNUALLY PLUS SIX PERCENT INTEREST. AMOUNT FUNDED FOR THE YEAR ENDED JUNE 30, 2011 TOTALLED \$74,199.
SUPPLEMENTAL INFORMATION	PART III	IN 2007, AS PART OF A COMPREHENSIVE REVIEW AND ADJUSTMENT OF COMPENSATION FOR FACULTY, DEANS AND STAFF PERSONNEL, THE EXECUTIVE COMPENSATION COMMITTEE OF THE BOARD OF TRUSTEES APPROVED A SUPPLEMENTAL PAYMENT FOR THREE KEY OFFICERS IF THEY REMAINED EMPLOYED WITH HOWARD UNIVERSITY ON JUNE 30, 2010. SUCH PAYMENTS WERE MADE ON THAT DATE AND ARE REFLECTED AS BONUSES IN THIS FORM 990. THE COMPENSATION REVIEW AND ADJUSTMENTS APPROVED IN 2007 FOR ALL EMPLOYEES WERE BASED ON STUDIES BY AN INDEPENDENT COMPENSATION CONSULTANT IN CONNECTION WITH THE THEN ANNOUNCED TRANSITION OF PRESIDENTIAL LEADERSHIP.

Software ID:
Software Version:
EIN: 53-0204707
Name: THE HOWARD UNIVERSITY

Form 990, Schedule J, Part II - Officers, Directors, Trustees, Key Employees, and Highest Compensated Employees

(A) Name		(B) Breakdown of W-2 and/or 1099-MISC compensation			(C) Deferred compensation	(D) Nontaxable benefits	(E) Total of columns (B)(i)-(D)	(F) Compensation reported in prior Form 990 or Form 990-EZ
		(i) Base Compensation	(ii) Bonus & incentive compensation	(iii) Other compensation				
SIDNEY A RIBEAU PHD	(i)	579,515	0	14,950	20,650	106,800	721,915	0
	(ii)	0	0	0	0	0	0	0
RICHARD L WRIGHT PHD	(i)	111,342	0	18,272	0	0	129,614	0
	(ii)	0	0	0	0	0	0	0
WARNER LAWSON JR ESQ	(i)	139,922	0	14,802	0	0	154,724	0
	(ii)	0	0	0	0	0	0	0
ARTIS HAMPSHIRE-COWAN ESQ	(i)	213,552	302,820	22,000	16,551	6,646	561,569	0
	(ii)	0	0	0	0	0	0	0
HASSAN MINOR PHD	(i)	264,255	522,184	22,000	17,662	10,687	836,788	0
	(ii)	0	0	0	0	0	0	0
MR SIDNEY H EVANS JR	(i)	10,015	0	276,531	601	455	287,602	0
	(ii)	0	0	0	0	0	0	0
NORMA LEFTWICH ESQ	(i)	252,930	224,050	11,927	17,414	11,103	517,424	0
	(ii)	0	0	0	0	0	0	0
MRS NESTA BERNARD	(i)	214,544	0	1,313	13,634	11,170	240,661	0
	(ii)	0	0	0	0	0	0	0
MR TROY STOVALL	(i)	123,515	0	13,846	11,215	4,983	153,559	0
	(ii)	0	0	0	0	0	0	0
JAMES H WYCHE PHD	(i)	294,068	0	15,150	10,769	9,421	329,408	0
	(ii)	0	0	0	0	0	0	0
EVE J HIGGINBOTHAM MD	(i)	602,396	0	22,000	6,500	11,435	642,331	0
	(ii)	0	0	0	0	0	0	0
BARBARA GRIFFIN PHD	(i)	148,751	0	14,492	11,676	10,937	185,856	0
	(ii)	0	0	0	0	0	0	0
EDWARD CORNWELL III MD	(i)	712,893	0	19,344	22,071	12,337	766,645	0
	(ii)	0	0	0	0	0	0	0
OSCAR STREETER MD	(i)	497,344	0	20,339	17,509	12,319	547,511	0
	(ii)	0	0	0	0	0	0	0
WAYNE FREDRICK MD	(i)	586,335	97,006	16,500	21,209	12,019	733,069	0
	(ii)	0	0	0	0	0	0	0
CLAIRMONT GRIFFITH MD	(i)	509,603	0	16,500	14,700	10,193	550,996	0
	(ii)	0	0	0	0	0	0	0
JOHN T HEBERT MD	(i)	536,786	0	16,500	14,700	19,718	587,704	0
	(ii)	0	0	0	0	0	0	0
H PATRICK SWYGERT ESQ	(i)	163,078	0	5,079	11,824	0	179,981	0
	(ii)	0	0	0	0	5,529	5,529	0
OLIVER G MCGEE PHD	(i)	168,399	0	0	1,036	2,948	172,383	0
	(ii)	0	0	0	0	0	0	0

Schedule K (Form 990)	Supplemental Information on Tax Exempt Bonds ▶ Complete if the organization answered "Yes" to Form 990, Part IV, line 24a. Provide descriptions, explanations, and any additional information in Schedule O (Form 990). ▶ Attach to Form 990. ▶ See separate instructions.										OMB No 1545-0047	
											2010	
	Department of the Treasury Internal Revenue Service											Open to Public Inspection
Name of the organization THE HOWARD UNIVERSITY										Employer identification number 53-0204707		

Part I

Bond Issues

	(a) Issuer Name	(b) Issuer EIN	(c) CUSIP #	(d) Date Issued	(e) Issue Price	(f) Description of Purpose	(g) Defeased		(h) On Behalf of Issuer		(i) Pool financing	
							Yes	No	Yes	No	Yes	No
A	DISTRICT OF COLUMBIA	53-6001131	254839L35	07-27-2006	97,665,000	FINANCE BUILDING RENOVATIONS AND REFUNDING OUTSTANDING DEBT	X			X		X
B	DISTRICT OF COLUMBIA	53-6001131	NONEAVAIL	08-26-2010	10,400,000	FINANCE AND REFINANCE THE COST OF CERTAIN EQUIPMENT		X		X		X
C	DISTRICT OF COLUMBIA	53-6001131	25483VDK7	04-27-2011	220,245,253	REFUND 1998 & 2006 OUTSTANDING DEBT AND FINANCE NEW MONEY PROJECTS		X		X		X

Part II

Proceeds

		A		B		C		D	
1	Amount of bonds retired	37,825,000		236,030					
2	Amount of bonds legally defeased	29,395,000							
3	Total proceeds of issue	2,375,304		2,375,304		169,163,175			
4	Gross proceeds in reserve funds	9,738,259				9,738,259			
5	Capitalized interest from proceeds								
6	Proceeds in refunding escrow	43,301,030				43,301,030			
7	Issuance costs from proceeds	196,236		196,236		3,650,659			
8	Credit enhancement from proceeds								
9	Working capital expenditures from proceeds								
10	Capital expenditures from proceeds	8,024,696		8,024,696					
11	Other spent proceeds								
12	Other unspent proceeds	2,375,304		2,375,304		116,123,886			
13	Year of substantial completion	2009							
		Yes	No	Yes	No	Yes	No	Yes	No
14	Were the bonds issued as part of a current refunding issue?	X			X	X			
15	Were the bonds issued as part of an advance refunding issue?		X		X	X			
16	Has the final allocation of proceeds been made?	X			X		X		
17	Does the organization maintain adequate books and records to support the final allocation of proceeds?	X			X		X		

Part III

Private Business Use

		A		B		C		D	
		Yes	No	Yes	No	Yes	No	Yes	No
1	Was the organization a partner in a partnership, or a member of an LLC, which owned property financed by tax-exempt bonds?		X		X		X		
2	Are there any lease arrangements that may result in private business use of bond-financed property?		X		X	X			

Part IIIPrivate Business Use (Continued)

		A		B		C		D	
		Yes	No	Yes	No	Yes	No	Yes	No
3a	Are there any management or service contracts that may result in private business use?		X	X			X		
b	Are there any research agreements that may result in private business use of bond-financed property?		X	X			X		
c	Does the organization routinely engage bond counsel or other outside counsel to review any management or service contracts or research agreements relating to the financed property?	X		X		X			
4	Enter the percentage of financed property used in a private business use by entities other than a section 501(c)(3) organization or a state or local government	1 300 %		1 300 %		0 %			
5	Enter the percentage of financed property used in a private business use as a result of unrelated trade or business activity carried on by your organization, another section 501(c)(3) organization, or a state or local government	0 %		0 %		0 %			
6	Total of lines 4 and 5	1 300 %		1 300 %		0 %			
7	Has the organization adopted management practices and procedures to ensure the post-issuance compliance of its tax-exempt bond liabilities?	X		X		X			

Part IVArbitrage

		A		B		C		D	
		Yes	No	Yes	No	Yes	No	Yes	No
1	Has a Form 8038-T, Arbitrage Rebate, Yield Reduction and Penalty in Lieu of Arbitrage Rebate, been filed with respect to the bond issue?		X		X		X		
2	Is the bond issue a variable rate issue?	X			X		X		
3a	Has the organization or the governmental issuer entered into a hedge with respect to the bond issue?		X		X		X		
b	Name of provider								
c	Term of hedge								
d	Was the hedge superintegrated?								
e	Was a hedge terminated?								
4a	Were gross proceeds invested in a GIC?	X			X		X		
b	Name of provider	MORGAN STANLEY							
c	Term of GIC	2 000000000000							
d	Was the regulatory safe harbor for establishing the fair market value of the GIC satisfied?	X							
5	Were any gross proceeds invested beyond an available temporary period?		X		X		X		
6	Did the bond issue qualify for an exception to rebate?		X		X		X		

Part VSupplemental Information

Complete this part to provide additional information for responses to questions on Schedule K (see instructions)

Identifier	Return Reference	Explanation
PART II #3B - PROCEEDS OF \$8,024,696 WERE USED TO PURCHASE EQUIPMENT AND		PAYOFF BRIDGE LOAN
PART II #3C - PROCEEDS OF \$51,082,079 WERE USED TO		COI AND REDEMPTIONS

Schedule L
(Form 990 or 990-EZ)

OMB No 1545-0047

2010

Open to Public Inspection

Department of the Treasury
Internal Revenue Service

Transactions with Interested Persons

Name of the organization
THE HOWARD UNIVERSITY

Employer identification number
53-0204707

Part I

Excess Benefit Transactions (section 501(c)(3) and section 501 (c)(4) organizations only).
Complete if the organization answered "Yes" on Form 990, Part IV, line 25a or 25b, or Form 990-EZ, Part V, line 40b

1	(a) Name of disqualified person	(b) Description of transaction	(c) Corrected?	
			Yes	No

2

Enter the amount of tax imposed on the organization managers or disqualified persons during the year under section 4958

\$

3

Enter the amount of tax, if any, on line 2, above, reimbursed by the organization

\$

Part II

Loans to and/or From Interested Persons.
Complete if the organization answered "Yes" on Form 990, Part IV, line 26, or Form 990-EZ, Part V, line 38a

(a) Name of interested person and purpose	(b) Loan to or from the organization?		(c)Original principal amount	(d)Balance due	(e) In default?		(f) Approved by board or committee?		(g)Written agreement?	
	To	From			Yes	No	Yes	No	Yes	No
(1) TROY STOVALL OFFSET LOSS FROM HOME SALE IN DEPRESSED HOUSING MARKET IN MISSISSIPPI		X	20,000	20,000		No	Yes		Yes	
(2) EDWARD E CORNWELL III MD FAC TO RECRUIT AND ASSIST IN RELOCATION TO WASHINGTON, DC		X	100,000	100,000		No	Yes		Yes	
Total				\$ 120,000						

Part III

Grants or Assistance Benefitting Interested Persons.
Complete if the organization answered "Yes" on Form 990, Part IV, line 27.

(a) Name of interested person	(b)Relationship between interested person and the organization	(c)Amount of grant or type of assistance

Part IV Business Transactions Involving Interested Persons.

Complete if the organization answered "Yes" on Form 990, Part IV, line 28a, 28b, or 28c.

(a) Name of interested person	(b) Relationship between interested person and the organization	(c) Amount of transaction	(d) Description of transaction	(e) Sharing of organization's revenues?	
				Yes	No
(1) PEPCO HOLDINGS	SEE SCHEDULE O	10,306,696	UTILITIES PEPCO HOLDINGS PROVIDE UTILITIES SERVICES TO THE UNIVERSITY		No
(2) RIGHT ADVISORY LLC	SEE SCHEDULE O CFO ROBERT TAROLOA IS MEMBER OF RIGHT ADVISORY LLC	1,085,230	MANAGEMENT COMPENSATION FOR FINANCIAL MANAGEMENT SERVICES PROVIDED BY RIGHT ADVISORY, LLC INCLUDING VARIOUS INDIVIDUALS AND ROBERT TAROLA (SERVING AS CHIEF FINANCIAL OFFICER)		No
(3) ELIZABETH STROUD	SEE SCHEDULE O FORMER OFFICER OF THE UNIVERSITY	113,609	CONSULTING COMPENSATION FOR HUMAN RESOURCE MANAGEMENT CONSULTING SERVICES PROVIDED BY MS STROUD		No
(4) CORNELL MOORE ESQ	TRUSTEE	4,795	LEGAL SERVICES		No
(5) KAREN WYCHE PHD	SPOUSE OF PROVOST	78,404	UNIVERSITY EMPLOYEE		No

Part V Supplemental Information

Complete this part to provide additional information for responses to questions on Schedule L (see instructions)

Identifier	Return Reference	Explanation
------------	------------------	-------------

SCHEDULE M
(Form 990)

Department of the Treasury
Internal Revenue Service

NonCash Contributions

►Complete if the organization answered "Yes" on Form 990, Part IV, lines 29 or 30.
► Attach to Form 990.

OMB No 1545-0047

2010

Open to Public Inspection

Name of the organization
THE HOWARD UNIVERSITY

Employer identification number
53-0204707

Part I Types of Property

	(a) Check if applicable	(b) Number of Contributions or items contributed	(c) Noncash contribution amounts reported on Form 990, Part VIII, line 1g	(d) Method of determining oncash contribution amounts
1 Art—Works of art				
2 Art—Historical treasures				
3 Art—Fractional interests				
4 Books and publications				
5 Clothing and household goods				
6 Cars and other vehicles .	X	1	62,900	FMV
7 Boats and planes				
8 Intellectual property . .				
9 Securities—Publicly traded	X	3	7,063	FMV
10 Securities—Closely held stock				
11 Securities—Partnership, LLC, or trust interests .				
12 Securities—Miscellaneous				
13 Qualified conservation contribution—Historic structures				
14 Qualified conservation contribution—Other . .				
15 Real estate—Residential .				
16 Real estate—Commercial				
17 Real estate—Other . .				
18 Collectibles				
19 Food inventory				
20 Drugs and medical supplies				
21 Taxidermy				
22 Historical artifacts . .				
23 Scientific specimens . .				
24 Archeological artifacts .				
SPORTS				
25 Other ► (EQUIPMENT)	X	1	4,034	FMV
26 Other ► ()				
27 Other ► ()				
28 Other ► ()				

29

Number of Forms 8283 received by the organization during the tax year for contributions for which the organization completed Form 8283, Part IV, Donee Acknowledgement

30a

During the year, did the organization receive by contribution any property reported in Part I, lines 1-28 that it must hold for at least three years from the date of the initial contribution, and which is not required to be used for exempt purposes for the entire holding period?

30a

Yes

No

b

If "Yes," describe the arrangement in Part II

31

Does the organization have a gift acceptance policy that requires the review of any non-standard contributions?

31

Yes

32a

Does the organization hire or use third parties or related organizations to solicit, process, or sell non-cash contributions?

32a

No

b

If "Yes," describe in Part II

33

If the organization did not report revenues in column (c) for a type of property for which column (a) is checked, describe in Part II

For Privacy Act and Paperwork Reduction Act Notice, see the Instructions for Form 990.

Cat No 51227J

Schedule M (Form 990) 2010

Part II

Supplemental Information. Complete this part to provide the information required by Part I, lines 30b, 32b, and 33. Also complete this part for any additional information.

Identifier	Return Reference	Explanation
------------	------------------	-------------

SCHEDULE O

(Form 990 or 990-EZ)

Department of the Treasury
Internal Revenue Service

Supplemental Information to Form 990 or 990-EZ

Complete to provide information for responses to specific questions on
Form 990 or to provide any additional information.
▶ Attach to Form 990 or 990-EZ.

OMB No 1545-0047

2010

Open to Public
Inspection

Name of the organization THE HOWARD UNIVERSITY	Employer identification number 53-0204707
---	--

Identifier	Return Reference	Explanation
FORM 990, PART VI, SECTION A, LINE 3		DELEGATION OF DUTIES TO A MANAGEMENT COMPANY HOWARD UNIVERSITY RETAINS LHW, INC FOR THE SERVICES OF LARRY WARREN, CEO OF THE HOSPITAL HOWARD UNIVERSITY RETAINS RIGHT ADVISORY LLC FOR THE SERVICES OF ROBERT TAROLA AS CFO

Identifier	Return Reference	Explanation
FORM 990, PART VI, SECTION B, LINE 11		REVIEW OF FORM 990 BY GOVERNING BOARD A MEETING OF THE AUDIT AND LEGAL COMMITTEES (A&LC) OF THE BOARD OF DIRECTORS IS HELD TO PRESENT AND REVIEW A DRAFT OF THE FULL FORM 990, INCLUDING ALL APPLICABLE SCHEDULES EACH A&LC COMMITTEE MEMBER IS PROVIDED A COPY OF THE RETURN PRIOR TO THE MEETING AT THE MEETING THEY ARE ALLOWED TO ASK QUESTIONS REGARDING THE FORM 990 CHANGES ARE DOCUMENTED AND THE FORM 990 IS UPDATED A FINAL DRAFT OF THE FULL FORM 990 IS PROVIDED ELECTRONICALLY TO EACH MEMBER OF THE FULL BOARD FOR REVIEW ONCE THE BOARD HAS HAD TIME TO REVIEW AND COMMENT ON FORM 990, IT IS FILED WITH THE IRS

Identifier	Return Reference	Explanation
	FORM 990, PART VI, SECTION B, LINE 12C	COMPLIANCE WITH CONFLICT OF INTEREST POLICY ANNUAL DISCLOSURE IS REQUIRED OF EACH OFFICER, DIRECTOR, TRUSTEE AND KEY EMPLOYEE EACH PERSON COMPLETES AN ANNUAL CONFLICT OF INTEREST QUESTIONNAIRE ONCE THE CONFLICT OF INTEREST QUESTIONNAIRES ARE COMPLETED THEY ARE REVIEWED BY THE CHIEF COMPLIANCE OFFICER/OFFICE OF THE GENERAL COUNSEL IF AN ACTUAL CONFLICT OF INTEREST IS DETERMINED TO EXIST, THAT PERSON IS EXCLUDED FROM ANY DISCUSSIONS CONCERNING THE CONFLICTING ISSUE AND IS NOT PERMITTED TO VOTE ON ANY DECISIONS REGARDING THE CONFLICTING ISSUE

Identifier	Return Reference	Explanation
	FORM 990, PART VI, SECTION B, LINE 15	COMPENSATION OF THE CEO, EXECUTIVE DIRECTOR, OR OTHER TOP MANAGEMENT OFFICIAL THE PROCESS FOR DETERMINING THE COMPENSATION OF THE ORGANIZATION'S PRESIDENT INCLUDED A REVIEW AND APPROVAL BY THE BOARD OF TRUSTEES, WHICH CONSISTED OF ONLY INDEPENDENT PERSONS THE BOARD OF TRUSTEES USED A CUSTOMIZED SURVEY OF HOWARD UNIVERSITY'S BENCHMARK INSTITUTIONS CREATED BY PRM CONSULTING TO DETERMINE THE COMPENSATION THE PROCESS WAS DOCUMENTED IN THE BOARD MEETING MINUTES AND WAS LAST UNDERTAKEN ON APRIL 28, 2008

Identifier	Return Reference	Explanation
	FORM 990, PART VI, SECTION C, LINE 19	PUBLIC DISCLOSURE OF GOVERNING DOCUMENTS, CONFLICTS OF INTEREST POLICY, AND FINANCIAL STATEMENTS THE ORGANIZATION'S GOVERNING DOCUMENTS, CONFLICT OF INTEREST POLICY, AND FINANCIAL STATEMENTS ARE MADE AVAILABLE TO THE PUBLIC ON THE ORGANIZATION'S WEBSITE AND UPON REQUEST

Identifier	Return Reference	Explanation
CHANGES IN NET ASSETS OR FUND BALANCES	FORM 990, PART XI, LINE 5	NET UNREALIZED GAINS ON INVESTMENTS 64,740,000 UNREALIZED LOSS ON INTEREST RATE SWAP 1,873,000 UNREALIZED CHANGE IN FUNDED STATUS OF DEFINED BENEFIT PENSION PLAN 61,424,000 UNREALIZED CHANGE IN OBLIGATION FOR POST RETIREMENT BENEFIT PLAN 5,953,000 OTHER ITEMS, NET -11,809,000 TOTAL TO FORM 990, PART XI, LINE 5 122,181,000

Identifier	Return Reference	Explanation
		<p>990 PART VII, PAGE 8, SECTION B INDEPENDENT CONTRACTORS NAME SODEXHO INC & AFFILIATES ADDRESS 9801 WASHINGTONIAN BOULEVARD, GAITHERSBURG, MD 20878 DESCRIPTION OF SERVICES FOOD SERVICE FOR STUDENTS COMPENSATION \$12,377,034 NAME PRICE WATERHOUSE COOPERS LLP ADDRESS 1301 K STREET NW, SUITE 800W, WASHINGTON, DC 20005 DESCRIPTION OF SERVICES AUDIT SERVICES FOR HOWARD UNIVERSITY, HOWARD UNIVERSITY HOSPITAL, AND CIRCULAR A-133 COMPENSATION \$6,647,983 NAME BENNETT GROUP INC ADDRESS 1230 31ST STREET NW, WASHINGTON, DC 20007 DESCRIPTION OF SERVICES MAJOR FACILITIES RENOVATIONS COMPENSATION \$3,720,021 NAME UNICCO SERVICE COMPANY ADDRESS 4100 N FAIRFAX DRIVE, ARLINGTON, VA 22203 DESCRIPTION OF SERVICES FACILITY MAINTENANCE SERVICES COMPENSATION \$2,718,127 NAME CITY SECURITY CONSULTANTS ADDRESS 2010 KENDALL STREET NE, WASHINGTON, DC 20002 DESCRIPTION OF SERVICES HOWARD UNIVERSITY AND HOWARD UNIVERSITY HOSPITAL SECURITY SERVICES COMPENSATION \$2,701,478 990, SCHEDULE L, PART IV, BUSINESS TRANSACTIONS INVOLVING INTERESTED PERSONS (A) NAME OF PERSON PEPCO HOLDINGS (B) RELATIONSHIP BETWEEN INTERESTED PERSON AND ORGANIZATION UNIVERSITY BOARD MEMBER, PATRICK HARKER, ALSO SERVES AS A MEMBER OF THE BOARD OF DIRECTORS OF PEPCO HOLDINGS (D) DESCRIPTION OF TRANSACTION PEPCO HOLDINGS PROVIDE UTILITIES SERVICES TO THE UNIVERSITY (A) NAME OF PERSON RIGHT ADVISORY LLC (B) RELATIONSHIP BETWEEN INTERESTED PERSON AND ORGANIZATION CFO ROBERT TAROLA IS A MEMBER OF RIGHT ADVISORY, LLC (D) DESCRIPTION OF SERVICES COMPENSATION FOR FINANCIAL MANAGEMENT SERVICES PROVIDED BY RIGHT ADVISORY, LLC INCLUDING ROBERT TAROLA (SERVING AS CHIEF FINANCIAL OFFICER) (A) NAME OF PERSON ELIZABETH STROUD (B) RELATIONSHIP BETWEEN INTERESTED PERSON AND ORGANIZATION FORMER OFFICER OF THE UNIVERSITY (D) DESCRIPTION OF SERVICES COMPENSATION FOR HUMAN RESOURCE MANAGEMENT CONSULTING SERVICES PROVIDED BY MS STROUD</p>



1867

HOWARD --- UNIVERSITY

The Howard University

Financial Statements

For Fiscal Years Ended June 30, 2011, 2010 and 2009

	Page(s)
Officer Certification.....	1
Report of Independent Auditors.....	2
Statements of Financial Position.....	3
Statements of Activities.....	4
Statements of Cash Flows.....	5
Notes to the Financial Statements.....	6-52

HOWARD UNIVERSITY


Office of the Senior Vice President
Chief Financial Officer and Treasurer

Report of Treasurer on Financial Statements

The management of Howard University is responsible for the preparation, accuracy, integrity and objectivity of the financial statements contained herein. Such financial statements have been prepared in conformity with accounting principles generally accepted in the United States of America and, accordingly, include certain amounts that represent management's best estimates and judgments. Actual amounts could differ from those estimates.

These financial statements have been prepared under my supervision. Based on my knowledge, these financial statements fairly present, in all material respects, the financial position, changes in net assets and cash flows of The Howard University for the periods presented herein.

Furthermore, I hereby certify that The Howard University as Borrower under separate agreements with certain banks and lending institutions is in compliance with the respective financial covenants as of June 30, 2011, as described in Note 17 of the accompanying financial statements.



Robert M. Tarola
Senior Vice President, Chief Financial Officer
and Treasurer
October 4, 2011





Report of Independent Auditors

To the Board of Trustees
The Howard University

In our opinion, the accompanying statements of financial position and the related statements of activities and statements of cash flows present fairly, in all material respects, the financial position of The Howard University (Howard) as of June 30, 2011, 2010 and 2009, and the changes in its net assets and its cash flows for the years then ended in conformity with accounting principles generally accepted in the United States of America. These financial statements are the responsibility of Howard's management. Our responsibility is to express an opinion on these financial statements based on our audits. We conducted our audits of these statements in accordance with auditing standards generally accepted in the United States of America. Those standards require that we plan and perform the audit to obtain reasonable assurance about whether the financial statements are free of material misstatement. An audit includes examining, on a test basis, evidence supporting the amounts and disclosures in the financial statements, assessing the accounting principles used and significant estimates made by management, and evaluating the overall financial statement presentation. We believe that our audits provide a reasonable basis for our opinion.

PricewaterhouseCoopers LLP

October 4, 2011

Assets:			
Cash and cash equivalents	\$ 27,280	\$ 31,568	\$ 32,865
Operating investments	43,812	33,955	39,716
Deposits with trustees	48,622	37,321	40,205
Receivables, net	109,048	119,092	112,217
Inventories, prepaids and other assets	16,556	12,435	12,860
Unexpended bond proceeds	102,429	42	2,623
Restricted Investments	33,392	25,413	22,081
Endowment investments	473,100	399,678	364,698
Property, plant and equipment, net	604,352	589,358	595,784
Total Assets	\$ 1,458,591	\$ 1,248,862	\$ 1,223,049
Liabilities:			
Accounts payable and accrued expenses	\$ 94,941	\$ 102,711	\$ 134,560
Deferred revenue	8,454	7,057	9,480
Other liabilities	32,096	29,858	32,435
Accrued post retirement benefits	185,017	183,192	165,924
Underfunded defined benefit pension plan	74,560	133,625	73,759
Reserves for self-insured liabilities	79,799	83,154	76,838
Notes payable	30,770	45,553	41,555
Capital lease obligations	43,547	24,187	14,219
Bonds payable	294,057	152,151	159,580
Interest rate swap	104	5,582	3,961
Refundable advances under Federal Student Loan Program	7,343	7,871	8,153
Total Liabilities	850,688	774,941	720,464
Net Assets:			
Unrestricted	284,160	191,474	249,280
Temporarily restricted	209,045	178,539	157,793
Permanently restricted	114,698	103,908	95,512
Total net assets	607,903	473,921	502,585
Total liabilities and net assets	\$ 1,458,591	\$ 1,248,862	\$ 1,223,049

The accompanying notes are an integral part of these financial statements

Academic services			
Tuition and fees, net	\$ 143,398	\$ 124,848	\$ 129,000
Grants and contracts	61,422	61,192	60,297
Auxiliary services	61,135	62,151	56,934
Clinical services			
Patient service - Hospital	255,641	245,478	239,172
Patient service - Faculty medical practice	32,518	28,540	23,932
Patient service - Dental clinic	1,764	1,935	1,687
Public support			
Federal appropriation	231,073	231,411	231,081
Contributions and investments designated for current operations	20,337	19,161	14,887
Other income and net assets released from restrictions	26,318	30,747	19,653
Total unrestricted operating revenue	833,606	805,463	776,643
Total temporarily restricted operating revenue	1,804	1,748	4,771
Total permanently restricted operating revenue	2,045	3,087	3,050
Total operating revenues	837,455	810,298	784,464
Salaries and wages	381,243	369,277	372,120
Employee benefits other than retirement plans	73,099	73,198	77,841
Retirement plans including amortization of actuarial losses previously recognized as non-operating items (\$9,792, \$7,720, and \$4,732, respectively)	41,447	37,799	36,315
Utilities and telecommunications	33,812	30,685	30,681
Medical and office supplies	49,787	42,406	43,199
Repairs and maintenance	18,933	18,994	28,137
Food service costs	11,582	12,848	12,556
Grant subcontracts	16,021	20,454	20,155
Insurance and risk management	21,287	23,695	24,596
Professional and administrative services	115,218	114,052	130,166
Provision for bad debts	558	3,942	5,251
Interest expense	10,890	9,233	6,965
Depreciation	50,460	49,460	45,737
Total operating expenses	824,337	806,043	833,719
Operating revenues over (under) operating expenses	13,118	4,255	(49,255)
Investment income (loss) in excess of amount designated for operations	38,187	14,541	(51,232)
Restructuring costs	(516)	(3,025)	(22,649)
Change in funded status of defined benefit pension plan	61,424	(52,634)	(124,964)
Change in obligation for post-retirement benefit plan	5,953	(6,868)	(27,388)
Loss on extinguishment of debt	(11,695)	--	--
Change in value of interest rate swap, net	1,873	(1,621)	(2,162)
Other items, net	(11,809)	(7,619)	13,115
Total unrestricted non-operating income and expenses	83,417	(57,226)	(215,280)
Total temporarily restricted non-operating income and expenses, net	28,702	18,998	(44,728)
Total permanently restricted non-operating income and expenses, net	8,745	5,309	(4,888)
Total non-operating income and expenses	120,864	(32,919)	(264,896)
Unrestricted	92,686	(57,806)	(272,356)
Temporarily restricted	30,506	20,746	(39,957)
Permanently restricted	10,790	8,396	(1,838)
Change in net assets	\$ 133,982	\$ (28,664)	\$ (314,151)

The accompanying notes are an integral part of these financial statements

Cash flows from operating activities			
Change in net assets	\$ 133,982	\$ (28,664)	\$ (314,151)
Adjustment to reconcile change in net assets to net cash and cash equivalents provided by operating activities			
Non-operating activities	(120,864)	32,919	264,896
Non-cash operating items			
Depreciation	50,460	49,460	45,737
Retirement plan amortization	9,792	7,720	4,732
Investment appreciation	(15,635)	(12,507)	(7,103)
Changes in net assets adjusted for non-cash and non-operating items	57,735	48,928	(5,889)
Change in receivables (excluding notes)	9,608	(7,570)	(3,263)
Change in inventory, prepaid expenses and other assets	(4,121)	424	1,841
Change in deposits with trustees	(11,301)	2,884	9,015
Change in accounts payable and accrued expenses	(14,401)	(29,092)	13,170
Change in deferred revenue	1,397	(2,423)	(2,959)
Change in reserve for self-insured liabilities	(3,355)	6,316	14,937
Change in other liabilities	2,238	(2,577)	9,030
Change in refundable advances under federal student loan program	(527)	(282)	(1,345)
Net cash and cash equivalents provided by operating activities	37,273	16,608	34,537
Cash flows from investing activities			
Proceeds from sale of investments	203,644	295,071	318,269
Purchases of investments	(210,583)	(281,312)	(321,677)
Change in unexpended bond proceeds	(102,387)	2,581	16,704
Purchases and renovations of property, plant and equipment	(39,651)	(36,399)	(50,717)
Proceeds from sales of property, plant and equipment	--	973	--
Cash received under security lending, net	--	--	34,562
Net cash and cash equivalents used in investing activities	(148,977)	(19,086)	(2,859)
Cash flows from financing activities			
Investment purchased with cash collateral, net	--	--	(35,539)
Proceeds from notes payable	79,913	81,720	26,335
Payment on notes payable	(94,696)	(77,722)	(2,296)
Proceeds from bonds payable	293,190	--	--
Payment on bonds payable	(163,364)	(7,185)	(6,820)
Payment on interest rate swap	(3,606)	--	--
Capital leases (payments) receipts, net	(6,012)	1,070	(3,501)
Student loans issued	(1,016)	(621)	(1,653)
Student loans collected	1,452	1,316	2,204
Contributions restricted for endowment	1,555	2,603	2,836
Net cash and cash equivalents used in financing activities	107,416	1,181	(18,434)
Net increase (decrease) in cash and cash equivalents	(4,288)	(1,297)	13,244
Cash and cash equivalents at beginning of year	31,568	32,865	19,621
Cash and cash equivalents at end of period	\$ 27,280	\$ 31,568	\$ 32,865
Supplemental cash flow information:			
Net cash paid for interest	\$ 9,819	\$ 8,882	\$ 6,722
Supplemental non-cash investing activities			
Acquisition of equipment under capital leases	25,372	10,127	12,097
Land swap gross value	--	--	17,590
Supplemental non-cash financing activities:			
Donated securities	691	197	65

The accompanying notes are an integral part of these financial statements

Note 1	Summary of Significant Accounting Policies
---------------	---

(a) ***General***

The Howard University (Howard) is a private, nonprofit institution of higher education (the University) which also operates Howard University Hospital (the Hospital) located in Washington, DC. The University provides academic services in the form of education and training, primarily for students at the undergraduate, graduate and postdoctoral levels, and performs research, training and other services under grants, contracts, and similar agreements with sponsoring organizations, primarily departments and agencies of the United States government. Howard also provides patient healthcare services at the Hospital and by certain members of the University's faculty as part of its academic clinical activities. Howard is exempt from Federal income taxes under Section 501(c)(3) of the Internal Revenue Code.

(b) ***Basis of Presentation***

The financial statements of Howard have been prepared in accordance with accounting principles generally accepted in the United States of America.

(c) ***Use of Estimates***

The preparation of financial statements in conformity with accounting principles generally accepted in the United States of America requires management to make estimates and assumptions that affect the reported amounts of assets and liabilities. These estimates also affect the disclosures of contingent assets and liabilities at the date of the financial statements and the reported amounts of revenues and expenses during the reporting period. Actual amounts realized or paid could differ significantly from the amounts reported for these assets and liabilities. Significant items subject to such estimates and assumptions include the carrying value of receivables, property, plant and equipment and investments whose fair values are not readily determinable, and the adequacy of reserves for professional liabilities, retirement benefits, self-insured health benefits, self-insured workers' compensation and asset retirement obligations.

(d) ***Net Assets***

Net assets are classified based on the existence or absence of donor-imposed restrictions as follows:

Unrestricted – Net assets that are not subject to donor-imposed stipulations.

Temporarily restricted – Net assets subject to donor-imposed stipulations that either expire by the passage of time or can be fulfilled by actions pursuant to those stipulations.

Permanently restricted – Net assets subject to donor-imposed stipulations that do not expire with time. Generally, the donors of these assets permit Howard to use all or part of the income earned on related investments for general or specific purposes.

Contributions are reported in the appropriate category of revenue, except that contributions with donor-imposed restrictions met in the same fiscal year are included in unrestricted revenues. Expirations of temporary restrictions (i.e., the donor-stipulated purpose has been fulfilled and/or the stipulated time period has elapsed) are reported as releases from temporarily restricted net assets to unrestricted net assets. Donor restrictions on gifts to acquire long-lived assets are considered fulfilled in the period in which the assets are acquired or placed in service.

(e) ***Receivables and Revenue Recognition***

- (1) **Contributions**, including unconditional promises to give, are recognized as revenues in the period received. Conditional promises to give are not recognized until the conditions on which they depend are substantially met. Contributions of assets other than cash are recorded at their estimated fair value at the date of gift. Howard has elected not to recognize or capitalize contributions of works of art, historical treasures, and similar assets held as part of collections. Contributions revenue at June 30 are shown below:

	2011	2010	2009
Unrestricted	\$ 4,702	\$ 6,654	\$ 7,784
Temporarily restricted	4,118	4,611	2,406
Permanently restricted	1,555	2,603	2,962
Total contribution revenue	\$ 10,375	\$ 13,868	\$ 13,152

Unconditional promises to give with payments to be received after one year from the date of the financial statements are discounted. Allowance is made for creditworthiness of the donors, past collection experience, and other relevant factors.

- (2) **Tuition and fees** from student services are recognized ratably over the academic time period to which they apply. Student receivables represent unpaid tuition and fees assessed in current and prior periods that are generated when a student registers for classes through the University's formal registration process. Howard maintains a policy of offering qualified applicants admission to the University without regard to financial circumstance. Student financial aid is generally fulfilled through a combination of scholarships, fellowships, loans, and employment during the academic year. Tuition and fees are recorded net of discounts for

scholarships, fellowships graduate remissions and need Funding for financial aid may come from donor designated sources or from unrestricted operations and assets Financial aid for fiscal years ended June 30, 2011, 2010 and 2009 was \$71,149, \$62,455 and \$45,522, respectively

- (3) **Federal appropriation** revenue is recognized ratably over the award period Howard receives a Federal appropriation that can be used for support of the University's educational mission, a portion of which is held as a temporarily restricted term endowment For fiscal year ended June 30, 2011, 2010 and 2009 Howard received 28%, 29% and 30%, respectively of its revenue support from the federal appropriation The \$3,595, \$7,833, and \$6,065 receivable as of June 30, 2011, 2010 and 2009, respectively, represents the portion to be collected on the term endowment
- (4) **Net patient service revenue** is reported at the estimated net realizable amounts from patients, third-party payors, and others for services rendered, including estimated retroactive adjustments under reimbursement agreements with third-party payors and bad debt expense The Hospital and University faculty physicians have arrangements with third-party payors that provide for payments at established rates Payment arrangements include prospectively determined rates per discharge, reimbursed costs, discounted charges, and per-diem payments Retroactive adjustments are accrued on an estimated basis in the period the related services are rendered and adjusted in future periods as final settlements are determined Patient and third party healthcare payor receivables are the amount due for patient care services rendered by the University's Faculty Practice Plan (FPP) and the Hospital Effective July 1, 2010, Howard early adopted the applicable accounting standards for the presentation and disclosure for net patient service revenue, which requires patient revenue to be presented net of the provision for bad debts

Gross Revenues	\$ 722,215	\$ 643,397	\$ 591,823
Third-party settlement revenue	35,940	36,165	34,341
Contractual allowances and discounts	(386,197)	(343,863)	(300,918)
Charity services	(51,658)	(32,788)	(29,775)
Bad debt	(30,377)	(26,958)	(30,680)
Total Net Patient Service Revenue	\$ 289,923	\$ 275,953	\$ 264,791

- (5) **Grants and contracts** revenue is recognized when reimbursable expenses are incurred (for cost plus contracts) or when deliverables or milestones are met (for fixed price contracts). These revenues include recoveries of eligible direct expenses and of indirect costs for facilities and administration, which are generally determined as a negotiated or agreed-upon percentage of direct costs. Receivables under research grants and development agreements represent amounts due from Federal, state, local, private grants, contracts and others.
- (6) **Auxiliary services** include student housing and dining, bookstore, radio and television stations. Revenues are generally recognized when services are rendered or as activities have been completed. Auxiliary receivables are comprised primarily of amounts due from advertisers on Howard's commercial radio station WHUR, bookstore vendors, and property rents.
- (7) **Notes receivable** represent loans the University extended to students from institutional resources and Federal Student Loan programs with outstanding balances approximating fair market value at the report date. The notes have stated interest rates and repayment terms. Management regularly assesses the adequacy of the allowance for credit losses on student loans by performing ongoing evaluations of the student loan portfolio, including the financial condition of specific borrowers, the economic environment in which the borrowers operate, and the level of delinquent loans.

Howard's Perkins receivable represents the amounts due from current and former students under the Federal Perkins Loan Program. Loans disbursed under this Program are able to be assigned to the Federal Government in certain non-repayment situations. In these situations, the Federal portion of the loan balance is guaranteed.

- (8) **Other receivables** includes checks pending deposit at year end, dental clinic patient receivables and certain vendor credit balances.

(f) ***Cash and Cash Equivalents***

Short-term investments with maturities at date of purchase of three months or less are classified as cash equivalents, except that any such investments purchased with funds on deposit with bond trustees, or with funds held in trusts or by external endowment investment managers are classified as Deposits with Trustees or Investments, respectively. Cash equivalents include repurchase agreements, certificates of deposit, short-term U.S. Treasury securities and other short-term, highly liquid investments and are carried at fair value. Howard's practice is to enter into repurchase agreements only when collateralized by government or other

agency securities held in safekeeping by a bank. These transactions are recorded on the balance sheet, with any earnings recorded as interest income.

(g) ***Investments***

Investments are segregated between operating, restricted, and endowment investments and deposits with trustees on the Statements of Financial Position, all of which are stated at fair value and defined as follows:

Operating Investments – represent investments free of any donor or lender imposed restrictions. These investments are short-term in nature and can be liquidated as needed to meet operational demands.

Restricted Investments – represent non-endowed investments whose principal and/or income are restricted by external sources, including liquidation restrictions. The use of the principal and interest of these investments is not subject to the discretion of the Board and as such they are not available to meet the operational needs of the University.

Endowment Investments – represent the pooled endowment and the federal matching endowment investments. The endowment investments are spread across various types of investments with the use of the income from these investments restricted based on stated donor stipulations.

Deposits with Trustees – represent short-term investments in various operating trusts, designed to meet certain of Howard's obligations including professional liability, workers' compensation, health insurance and the debt service reserve fund. Investment balances may include some cash and cash equivalents held by investment managers for a specific purpose.

Fair values are determined by the most relevant available and observable valuation inputs. Level 1 inputs utilize quoted prices (unadjusted) in active markets for identical assets. Level 2 inputs utilize data points that are observable, such as quoted prices for comparable assets, interest rates and yield curves. Level 3 inputs are based on data points consistent with applicable valuation methodologies for similar assets and could include situations where there is little, if any, market activity for the asset.

Purchases and sales of securities are reflected on a trade-date basis. Gains and losses on sales of securities are based upon average historical value (cost of securities purchased or the fair market value at date of gift, if received by donation). Dividend and interest income are recorded on an accrual basis. Accrued but unpaid dividends, interest and proceeds from investment sales at the report date are recorded as investment receivables.

Realized and unrealized investment gains and losses are allocated in a manner consistent with interest and dividends, to either unrestricted, temporarily restricted or permanently restricted net assets (distinguished between operating and non-operating), based on donor intent. Such amounts may be expended for operations, for specified donor purposes if temporarily restricted, or held in perpetuity at the donor's request. Realized and unrealized investment gains and losses on loan funds are accumulated in permanently restricted net assets.

Operating investment income includes interest, dividends and operating investment returns. Howard follows the total return concept, which combines interest and dividends with market appreciation to measure investment return.

(h) ***Inventories***

Inventories consist primarily of bookstore items and medical supplies, and are recorded at the lower of cost or realizable value on a first-in, first-out basis.

(i) ***Property, Plant and Equipment***

Property, plant and equipment are stated at cost or at estimated fair value if received by gift, less accumulated depreciation and amortization. Depreciation is computed using the straight-line method over the estimated useful lives of the assets. A half year of depreciation is recorded in the year of acquisition. The useful lives for fiscal years reported are as follow:

Land and land improvements	0-25 years
Building and building improvements	5-40 years
Furniture and equipment	3-20 years
Software	3-10 years
Library books	10 years

Property, plant and equipment acquired under capital leases are amortized in a manner consistent with Howard's normal depreciation policy for owned assets. Lease obligations are amortized using the straight-line method, over the shorter period of the lease term or the estimated useful life.

Property held for expansion consists of land and buildings acquired for future use in carrying out educational, research and other activities in line with the overall mission of Howard. Depreciation for buildings commences when property is converted to use.

Title to certain equipment purchased using funds provided by government grants or contracting agencies is vested with Howard, and therefore is included in reported property balances. Interest costs eligible for capitalization are the costs of restricted borrowings, less any interest earned on temporary investment of the proceeds of those borrowings, from the date of borrowing until qualifying assets are intended for use.

The recorded values of certain properties include the fair value of any asset retirement obligation necessary to meet contractual or regulatory requirements for disposal or remediation of the property. This primarily pertains to the cost of removal and disposal of asbestos.

(j) ***Refundable Advances under Federal Student Loan Program***

Funds provided by the United States Government under the Federal Student Loan Programs are loaned to qualified students and may be re-loaned after collections. These funds are ultimately refundable to the Government and are reported as liabilities in the Statements of Financial Position and as cash flows from financing activities in the Statements of Cash Flows. Loans issued to students are reported as receivables in the Statements of Financial Position.

(k) ***Functional Expenses***

Howard allocates its expenses on a functional basis among its various programs and institutional support. Expenses that can be identified with a specific program are charged directly. Costs related to the operation and maintenance of physical plant, including depreciation of fixed assets and interest expense, are allocated among programs and institutional support based upon square footage.

For fiscal years ended June 30, 2011, 2010 and 2009, expenses were allocated across functions as follows:

Program services:			
Instruction	\$ 214,949	\$ 211,611	\$ 228,884
Research	34,433	34,673	32,384
Public service	9,856	9,135	10,255
Academic support	38,827	28,586	34,823
Student services	23,525	23,009	25,723
Patient care	287,164	278,795	262,938
Total program services expenses	608,754	585,809	595,007
Supporting services:			
Institutional support	142,400	150,782	169,010
Auxiliary Enterprises	73,183	69,452	69,702
Total supporting services	215,583	220,234	238,712
Total program and supporting services expenses	\$ 824,337	\$ 806,043	\$ 833,719

(l) ***Reserves for Self-Insured Liabilities***

The reserve for self-insured liabilities is comprised primarily of amounts accrued for asserted medical malpractice claims and includes estimates of the ultimate cost to resolve such claims. The reserve also includes an estimate of the cost to resolve unasserted claims that actuarial analyses indicate are probable of assertion.

in the future. Medical malpractice claims were discounted at 6% for fiscal year 2009. Beginning in fiscal year 2010, such reserves were stated at an undiscounted amount. The impact of this change was \$6,607 and reflected in the June 30, 2010 Statements of Activities as a non-operating expense.

(m) ***Other Liabilities***

Other liabilities are comprised primarily of asset retirement obligations, unclaimed property, student deposits, reserves for legal and other contingencies, and miscellaneous items.

(n) ***Compensated Absences***

Howard records a liability for amounts due to employees for future absences, which are attributable to services performed in the current and prior periods.

(o) ***Pension and Post-Retirement Benefits***

The funded status of Howard's pension benefit is actuarially determined and recognized in the Statements of Financial Position as an asset to reflect an overfunded status, or as a liability to reflect an underfunded status.

Howard's actuarially determined post-retirement benefit obligation is recognized on the Statements of Financial Position as a liability.

(p) ***Measure of Operations***

Howard includes in its measure of operations all revenue and expenses that are integral to its continuing core program services with the key objective being predictability of indicated results. Such measures include the amortization of actuarial gains and losses previously recorded as non-operating items. Howard uses a spending rate methodology to determine the amount of endowment assets allocated to operations in a given year. Non-operating income and expenses include realized and unrealized appreciation (depreciation) in endowment investment, changes in retirement plan liabilities due to market factors, and (charges) credits that do not pertain to continuing core program services.

(q) ***Restricted Income and Expense***

The table below details the items of restricted income and expense summarized in the Statements of Activities at June 30

Federal appropriation	\$ 3,595	\$ 3,566	\$ 3,464
Contributions	4,118	4,611	2,406
Investment income designated for operations	7,000	7,507	7,847
Release from restrictions	(12,909)	(13,936)	(8,946)
Temporarily restricted operating revenues	1,804	1,748	4,771
Investment income (loss) in excess of amount designated for operations	24,016	14,855	(44,157)
Other items, net	4,686	4,143	(571)
Temporarily restricted non-operating income (expense)	28,702	18,998	(44,728)
Total temporarily restricted income (expense)	\$ 30,506	\$ 20,746	\$ (39,957)
Contributions	\$ 1,555	\$ 2,603	\$ 2,962
Investment income designated for operations	490	484	88
Permanently restricted operating revenues	2,045	3,087	3,050
Investment income (loss) in excess of amount designated for operations	7,417	2,893	(4,213)
Other items, net	1,328	2,416	(675)
Permanently restricted non-operating income (expense)	8,745	5,309	(4,888)
Total permanently restricted income (expense)	\$ 10,790	\$ 8,396	\$ (1,838)

(r) ***Reclassification***

Certain prior year amounts have been reclassified to conform to the current year's presentation

Note 2 Fundraising Expenses

For fiscal years ended June 30, 2011, 2010 and 2009, Howard incurred expenses of approximately \$6,598, \$6,166 and \$6,705, respectively, in connection with its fundraising activities. These amounts are reflected on the accompanying Statements of Activities within each respective expense category.

Note 3	Charity Care
---------------	---------------------

The Hospital provides services to patients who meet the criteria of its charity care policy, without charge, or at amounts less than established rates. The criteria for charity services are comprised of family income, net worth and eligibility at time of application. In addition the Hospital provides services to patients under the District of Columbia charity care program, DC Alliance. The total of charges forgone for services furnished under the Hospital's charity care policy and the DC Alliance program were \$51,658, \$32,788 and \$29,775 for fiscal years ended June 30, 2011, 2010 and 2009, respectively. Total uncompensated care charges under all of Howard's clinical services which includes bad debt write offs as well as charity care, for fiscal years ended June 30, 2011, 2010 and 2009 were \$82,035, \$59,746 and \$60,455, respectively.

Note 4	Insurance and Risk Management
---------------	--------------------------------------

Howard, along with 15 other institutions of higher education, is a subscriber in Pinnacle Consortium of Higher Education, a Vermont Reciprocal Risk Retention Group. Pinnacle provides commercial general and certain specific liability coverage. Howard's annual payments to Pinnacle for insurance coverage are based on actuarial studies and are charged to expense. Pinnacle reinsures 95% of its risk to Genesis, Ltd (Genesis), an affiliated reinsurer. Genesis, a Class 2 reinsurer under the Insurance Act of 1978 of Bermuda, was jointly formed by Howard and 15 other higher education institutions. Genesis reinsures general liability and automobile liability risks of its shareholders. At June 30, 2011, Howard had an approximate 6.25% and approximate 6% controlling interest of Genesis and Pinnacle, respectively. Howard's interest in Genesis and Pinnacle is included in restricted investments. Liability insurance coverage in excess of the primary coverage has been purchased by Howard, with limits of \$125,000 from commercial insurance companies.

Howard is self-insured for initial layers of medical malpractice, worker's compensation, and employee health benefits. The reserves for self-insured risks are actuarially determined and Howard has set aside assets in revocable trusts to partially fund these self-insured risks.

The self-insured program covers professional liability costs up to \$7,500 per occurrence depending on the cause. In addition, there are two layers of excess insurance coverage. The first layer of the excess insurance coverage is up to \$35,000 on a claims-made basis. This layer is purchased through a captive insurance company, Howard University Capitol Insurance Company Ltd (HUCIC), organized under the laws of the Cayman Islands. HUCIC covers prior acts retroactive to two separate policy periods dating July 1, 1996 and January 1, 1986, and is completely reinsured. The second layer of excess liability insurance which also covers patient care related general liability and professional liability, is

up to \$50,000 on a claims-made basis. The second layer of excess coverage is provided by an independent excess insurance company.

Note 5 Restructuring Costs

In fiscal years 2009 and 2010, Howard executed voluntary retirement programs as part of a cost reduction and restructuring plan. The programs provided eligible staff with the opportunity to retire and receive severance pay in addition to regular retirement benefits, or separate by resigning and receive severance pay and limited free basic life insurance coverage with portability. The cost incurred for the years ended June 30, 2010 and 2009 was \$3,025 and \$22,649, which included \$5,706 for the curtailment of certain post retirement benefits, respectively. In fiscal year 2011, an involuntary action incurred \$516 of cost.

Note 6 Concentration of Credit Risk

Financial instruments that potentially subject Howard to significant concentrations of credit risk consist principally of deposits of cash, cash equivalents, and investments in financial institutions in excess of the applicable government insurance limits.

Concentrations of credit risk with respect to receivables pertain mainly to self-pay patients of Howard's clinical services, and to students.

Note 7 Receivables

Accounts receivable, prior to adjustment for doubtful collections, is summarized as follows at June 30, 2011, 2010 and 2009:

Student	\$ 8,404	\$ 9,097	\$ 7,446
Notes	11,063	11,499	12,193
Federal Appropriation	3,595	7,833	6,065
Patients and third-party payors - FPP	8,923	9,324	16,543
Patients and third-party Payors - Hospital	78,927	73,090	66,532
Research grants and development agreements	19,822	23,871	24,354
Contributions	3,504	4,435	7,825
Insurance claims	14,397	12,863	13,752
Investments	773	5,454	3,147
Auxiliary Services	4,800	6,247	4,453
Other	2,860	4,114	623
Totals	\$ 157,068	\$ 167,827	\$ 162,933

The Howard University
Notes to the Financial Statements
For Fiscal Years Ended June 30, 2011, 2010 and 2009 (amounts in thousands)

Allowance for doubtful receivables is summarized as follows at June 30, 2011, 2010 and 2009

Student	\$ 2.295	\$ 4.594	\$ 3.079
Notes	2.516	2.446	2.406
Federal appropriation	--	--	--
Patients and third-party payors - FPP	4.915	4.302	9.342
Patients and third-party payors - Hospital	29.078	25.794	22.610
Research grants and development agreements	3.918	5.016	6.793
Contributions	1.620	2.113	3.399
Insurance claims	2.856	2.403	1.971
Investments	--	--	--
Auxiliary services	671	884	713
Other	151	1.183	403
Totals	\$ 48,020	\$ 48,735	\$ 50,716

Provision for bad debt is summarized as follows at June 30, 2011, 2010 and 2009

<i>Non-clinical services:</i>			
Student	\$ 22	\$ 1.662	\$ 1.388
Notes	(17)	40	(21)
Federal appropriation	--	--	--
Research grants and development agreements	--	604	2.457
Contributions	--	--	--
Insurance claims	686	432	1.218
Investment income	--	--	--
Auxiliary services	(166)	730	437
Other	33	474	(228)
Total non-clinical services	558	3,942	5,251
<i>Clinical services:</i>			
Patients and third-party payors - FPP	8.285	7.150	9.417
Patients and third-party payors - Hospital	22.092	19.808	21.263
Total clinical services	30,377	26,958	30,680
Total provision for bad debt	\$ 30,935	\$ 30,900	\$ 35,931

Bad debt expense of \$558, \$3,942 and \$5,251 for fiscal years ended June 30, 2011, 2010 and 2009 reflected in total operating expenses on the Statements of Activities excludes bad debt expense related to clinical services. Clinical services bad debt expense, as shown in the table above, has been netted against patient service revenues on the Statements of Activities.

The Howard University
Notes to the Financial Statements
For Fiscal Years Ended June 30, 2011, 2010 and 2009 (amounts in thousands)

Contributions receivable at June 30, 2011, 2010 and 2009 are expected to be received as follows

Within one year	\$ 2,694	\$ 2,515	\$ 3,611
Between one and five years	855	1,211	2,745
Thereafter	49	1,219	2,358
Contributions receivable gross	3,598	4,945	8,714
Unamortized discount on contributions receivable (2%-5%)	(94)	(510)	(889)
Contributions receivable, net of discounts	3,504	4,435	7,825
Allowance for uncollectible contributions	(1,620)	(2,113)	(3,399)
Contributions receivable, net of discounts and allowance	\$ 1,884	\$ 2,322	\$ 4,426

Note 8 **Accounts Payable and Accrued Expenses**

Components of this liability account at June 30, 2011, 2010 and 2009 are as follows

Vendor invoices	\$ 44,503	\$ 47,941	\$ 66,061
Accrued salaries and wages	30,327	35,050	46,588
Accrued employee benefits	16,177	17,295	20,148
Accrued interest	2,786	1,439	1,211
Other	1,148	986	552
Total	\$ 94,941	\$ 102,711	\$ 134,560

The Howard University
Notes to the Financial Statements
For Fiscal Years Ended June 30, 2011, 2010 and 2009 (amounts in thousands)

Note 9 Other Liabilities and Deferred Revenue

These obligations include the following at June 30, 2011, 2010 and 2009

Asset retirement obligation	\$ 11,806	\$ 11,343	\$ 10,929
Environmental remediation	3,000	3,000	3,000
Unclaimed property	3,026	2,954	2,638
Student deposits and refunds	3,944	6,434	1,891
Reserve for legal contingencies	6,663	1,224	1,560
Other	3,657	4,903	12,417
Total	\$ 32,096	\$ 29,858	\$ 32,435

Deferred tuition and student fees	\$ 2,114	\$ 3,839	\$ 1,971
Deferred grant revenue	4,573	3,218	7,509
Other	1,767	--	--
Total	\$ 8,454	\$ 7,057	\$ 9,480

Note 10 Deposits with Trustees and Self-insured Liabilities

Debt service reserve fund	\$ 12,967	\$ 10,176	\$ 10,171	NA	NA	NA
Capitalized interest fund	19,782	--	--	NA	NA	NA
Professional liability	10,385	23,368	25,739	\$ 43,141	\$44,955	\$ 36,854
Workers' compensation	3,290	3,635	3,622	30,830	31,181	32,622
Health insurance trust	2,198	142	673	5,828	7,018	7,362
Total	\$ 48,622	\$ 37,321	\$ 40,205	\$ 79,799	\$ 83,154	\$ 76,838

NA = Not applicable

(a) Debt Service Reserve Fund

As required by the Revenue Bonds, Howard maintains a debt service reserve fund in an amount greater than or equal to the Debt Service Fund Requirement of \$12,634, \$10,176 and \$10,171 for fiscal years ended June 30, 2011, 2010 and 2009, respectively. The assets in the debt service reserve fund consist primarily of cash, fixed income and other short-term securities.

(b) *Capitalized Interest Fund*

As required by the Revenue Bonds, Howard maintains a capitalized interest fund of \$19,782 for fiscal year ended June 30, 2011. These funds will be used to satisfy bond interest payments through June 30, 2014.

(c) *Professional Liability*

Howard is involved in litigation arising in the ordinary course of business. Claims alleging malpractice have been asserted against the Hospital and certain faculty physicians and are currently in various stages of litigation. Additional claims may be asserted arising from services provided to patients through June 30, 2011. It is the opinion of management based on the advice of actuaries and legal counsel that estimated malpractice costs accrued at fiscal years ended June 30, 2011, 2010 and 2009 of approximately \$43,141, \$44,955 and \$36,854, respectively, is adequate to provide for losses resulting from probable unasserted claims and pending or threatened litigation. The accrued malpractice liability for fiscal year ended June 30, 2009 has been discounted at 6%. There is no discount reflected at June 30, 2011 and 2010.

(d) *Workers' Compensation*

Howard has established a revocable trust fund to partially provide for the satisfaction of its liability under applicable workers' compensation liability. The assets in the workers' compensation trust fund consists of U.S. Treasury Bills and obligations, as well as domestic and foreign corporate bonds. Howard also maintains \$10,565 in letters of credit, which serve as collateral for specific insurance carriers. These letters of credit are secured by Howard's principal lending bank. Howard is self-insured for workers' compensation claims up to per occurrence retention of \$500. The excess is covered through commercial insurance. For fiscal years ended June 30, 2011, 2010 and 2009 expenses related to workers' compensation were \$1,629, \$4,510 and \$5,353, respectively and are reflected in employee benefits.

The total liability for future workers' compensation liability claims was approximately \$30,830, \$31,181 and \$32,622 at June 30, 2011, 2010 and 2009, respectively, and includes liabilities for claims covered under existing insurance policies. Reserves reflect actuarially determined estimates for losses on asserted claims, as well as unasserted claims arising from reported and unreported incidents. This liability is recorded on the accompanying Statements of Financial Position in reserves for self-insured liabilities. Estimated claims for which payments will be covered under existing insurance policies were \$11,541, \$10,454 and \$11,781 at June 30, 2011, 2010 and 2009, respectively, net of allowances for uncollectible amounts and are reflected in other receivables.

(e) *Health Insurance*

Howard established a revocable self-insured trust fund for the purpose of partially funding group health benefits for its employees. The assets consist primarily of investments in money market funds. Deposits to the fund are amounts withheld from employees' salaries and wages and Howard's contributions based on estimates established by the claims administrator. Disbursements from the fund are made in accordance with the payment plan established with the claims administrator. The total estimated liability for asserted and unasserted probable claims at June 30, 2011, 2010 and 2009, is approximately \$5,828, \$7,018 and \$7,362, respectively.

Note 11 *Fair Value Measurements*

Effective July 1, 2008, Howard adopted the applicable accounting standards for fair value measurements, defined as the price that would be received to sell an asset or paid to transfer a liability (an exit price) in an orderly transaction between market participants at the measurement date. These accounting standards establish three categories for fair value measurements based upon the transparency of inputs used to value an asset or liability as of the measurement date as follows:

- Level 1 – quoted market prices for identical assets or liabilities in active markets
- Level 2 – quoted market prices for similar assets or liabilities in active markets, quoted prices for identical or similar instruments in markets that are not active, or other than quoted prices in which all significant inputs and significant value drivers are observable in active markets either directly or indirectly
- Level 3 – valuations derived from valuation techniques in which one or more significant inputs or significant value drivers are not observable.

The Howard University
Notes to the Financial Statements
For Fiscal Years Ended June 30, 2011, 2010 and 2009 (amounts in thousands)

Howard's financial assets and liabilities as of June 30, 2011, 2010 and 2009 are subject to fair value accounting

Fair value as of June 30, 2011 is as follows

Assets				
Unexpended bond proceeds (6)	\$ 102,429	\$ --	\$ --	\$ 102,429
Deposits with trustees (7)	26,069	22,553	--	48,622
Total Asset (non investment)	128,498	22,553	--	151,051
Operating investments subject to fair value reporting				
Fixed Income-Government Bonds (2)	4,592	--	--	4,592
Common Stock (3)	39,220	--	--	39,220
Total operating investments subject to fair value reporting	43,812	--	--	43,812
Restricted Investment subject to fair value reporting				
Money Market Fund (1)	--	5,008	--	5,008
Common Stock (3)	25,038	--	--	25,038
Private Equity (4)	--	--	3,096	3,096
Real Estate (4)	--	--	250	250
Total restricted investments subject to fair value reporting	25,038	5,008	3,346	33,392
Endowment Investments				
Money Market Instrument (1)	906	18,069	--	18,975
Commingled Funds				
Emerging Market Equity Security (3)	--	25,483	--	25,483
Global Fixed Income Security (2)	--	26,563	--	26,563
International Equity Security (3)	--	41,367	--	41,367
US Common Stock (3)	--	14,643	--	14,643
Common Stock (3)	55,958	--	--	55,958
Fixed Income (2)				
Government Bonds	25,189	--	--	25,189
Asset backed securities	--	2,022	--	2,022
Corporate Bonds	--	5,900	--	5,900
Hedge Funds (4)				
Distressed Debt	--	2,494	--	2,494
Equity Long short	--	4,146	--	4,146
Event driven	--	2,846	3,277	6,123
Global opportunities	--	4,009	--	4,009
Inflation hedge	--	17,306	--	17,306
Multi-strategy	--	48,058	1,918	49,976
Mutual Funds Investment				
Domestic Common Stock (3)	21,110	--	--	21,110
Domestic Fixed Income (2)	57,872	--	--	57,872
Private Equity and Venture Capital (4)	--	--	85,324	85,324
Real Estate (4)	--	--	8,640	8,640
Total endowment investments	161,035	212,906	99,159	473,100
Liabilities				
Interest rate swap (5)	--	104	--	104
Total assets and liabilities measured at fair value	\$ 358,383	\$ 240,571	\$ 102,505	\$ 701,459

The Howard University
Notes to the Financial Statements
For Fiscal Years Ended June 30, 2011, 2010 and 2009 (amounts in thousands)

Fair value as of June 30, 2010 is as follows

Assets				
Unexpended bond proceeds (6)	\$ --	\$ 42	\$ --	\$ 42
Deposits with trustees (7)	26,992	10,329	--	37,321
Total Asset (non investment)	26,992	10,371	--	37,363
Operating investments				
Fixed Income-Government Bonds (2)	3,395	--	--	3,395
Common Stock (3)	30,560	--	--	30,560
Total operating investments	33,955	--	--	33,955
Restricted investments				
Money Market Instrument (1)	--	194	--	194
Common Stock (3)	22,868	--	--	22,868
Private Equity (4)	--	--	2,101	2,101
Real Estate (4)	--	--	250	250
Total restricted investments	22,868	194	2,351	25,413
Endowment Investments				
Money Market Instrument (1)	661	14,899	--	15,560
Commingled Funds				
Emerging Market Equity Security (3)	--	19,826	--	19,826
Global Fixed Income Security (2)	--	23,195	--	23,195
International Equity Security (3)	--	38,345	--	38,345
Common Stock (3)	51,258	--	300	51,558
Fixed Income (2)				
Government Bonds	25,175	--	--	25,175
Asset backed securities	--	3,200	287	3,487
Corporate Bonds	--	5,664	--	5,664
Hedge Funds (4)				
Distressed Debt	--	2,258	--	2,258
Equity Long short	--	3,892	--	3,892
Event driven	--	2,753	2,849	5,602
Inflation hedge	--	4,324	--	4,324
Multi-Global opportunities	--	13,229	--	13,229
Multi-strategy	--	48,482	1,618	50,100
Mutual Funds Investment				
Domestic Common Stock (3)	14,525	--	--	14,525
Domestic Fixed Income (2)	47,179	--	--	47,179
Private Equity and Venture Capital (4)	--	--	68,386	68,386
Real Estate (4)	--	--	7,373	7,373
Total endowment investments	138,798	180,067	80,813	399,678
Liabilities				
Interest rate swaps (5)	--	5,582	--	5,582
Total assets and liabilities measured at fair value	\$ 222,613	\$ 196,214	\$ 83,164	\$ 501,991

The Howard University
Notes to the Financial Statements
For Fiscal Years Ended June 30, 2011, 2010 and 2009 (amounts in thousands)

Fair value as of June 30, 2009 is as follows

Assets				
Unexpended bond proceeds (6)	\$ --	\$ 2,623	\$ --	\$ 2,623
Deposits with trustees (7)	8,956	31,249	--	40,205
Total Asset (non investment)	8,956	33,872	--	42,828
Operating investments				
Fixed Income-Government Bonds (2)	10,443	--	--	10,443
Common Stock (3)	29,273	--	--	29,273
Total operating investments	39,716	--	--	39,716
Restricted investments				
Money Market Instrument (1)	--	263	--	263
Common Stock (3)	19,724	--	--	19,724
Private Equity (4)	--	--	2,094	2,094
Total restricted investments	19,724	263	2,094	22,081
Endowment Investments				
Money Market Instrument (1)	1,344	13,317	--	14,661
Commingled Funds				
Emerging Market Equity Security (3)	--	11,364	--	11,364
Global Fixed Income Security (2)	--	25,929	--	25,929
International Equity Security (3)	--	37,172	--	37,172
Common Stock (3)	60,914	--	--	60,914
Fixed Income (2)				
Asset backed securities	--	6,987	556	7,543
Corporate Bonds	--	13,521	1,478	14,999
Hedge Funds (4)	--	--	--	--
Multi-strategy	--	--	29,842	29,842
Inflation hedge	--	--	35,011	35,011
Mutual Funds Investment	--	--	--	--
Domestic Common Stock (3)	12,728	--	--	12,728
Domestic Fixed Income (2)	52,548	--	--	52,548
Private Equity and Venture Capital (4)	--	--	52,622	52,622
Real Estate (4)	--	--	9,365	9,365
Total endowment investments	127,534	108,290	128,874	364,698
Liabilities				
Interest rate swaps (5)	--	3,961	--	3,961
Total assets and liabilities measured at fair value	\$ 195,930	\$ 146,386	\$ 130,968	\$ 473,284

The following assumptions and estimates were used to determine fair value of each class of financial instruments listed above

- (1) Money market instruments include investments in open ended mutual funds that invest in U S treasury securities, US agency bonds, certificates of deposit and corporate bonds. Funds that are quoted daily in active markets are classified as Level 1. Funds that are not quoted daily with prices based on amortized cost are classified as Level 2.
- (2) For investments in government securities and corporate bonds, fair value is based first upon quoted market prices for those securities that can be classified as Level 1. For securities where an active market is not

available, fair value is determined with reference to similar securities using market prices and broker quotes for similar instruments and are classified as Level 2

- (3) Common stocks are largely valued based on the last sales price for identical securities traded on a primary exchange. These investments are classified as Level 1. Securities that trade infrequently, or that have comparable traded assets – that trade in either active or inactive markets, are priced using available quotes and other market data that are observable as of the reporting date, and are classified as Level 2.
- (4) Alternative investments include Howard's limited partnership interests, hedge funds, private equity and real estate funds. Trading in this class of funds is infrequent and, as a result, market values are not readily determinable. The investments in privately held funds are valued by the investment manager based on valuation techniques that take into account each fund's underlying assets and include valuation methods such as market, cost and income approaches. In accordance with an accounting standard update governing the classification of certain investments which provide the option of NAV redemption value as Level 2, Howard has classified investments in Hedge Funds as Level 2. These investments can be redeemed on a quarterly basis with a 30 to 90 days redemption notice period. For the fiscal year ended June 30, 2009, these funds were classified as Level 3. Limited partnerships including private equity and real estate funds and other non-redeemable funds are categorized as Level 3. These investments cannot be redeemed or withdrawn prior to termination of the partnership. Instead, the distributions are received through liquidation of the underlying assets of the fund. No active market exists for these funds and their valuation is based on unobservable and/or significantly adjusted inputs using the best available information provided by the partnership, including management assumptions. Due diligence procedures performed by management indicate that the values reported are reasonable. These investments are classified as Level 3.
- (5) Interest rate swaps are valued using observable and unobservable inputs, such as quotations received from counterparty dealers or brokers, whenever available and considered reliable. In instances where models are used, the value of the interest rate swap depends upon the contractual terms of, and specific risks inherent in, the instrument as well as the availability and reliability of the observed inputs. Such inputs include market prices for reference securities, yield curves, credit curves, measures of volatility, pre-payment rates, assumptions for non-performance risk, and correlations of such inputs. Certain parts of the interest rate swap arrangements have inputs which can generally be corroborated by market data and are therefore, classified as Level 2 within the fair value hierarchy.

- (6) Unexpended bond proceeds include investments in government debt security funds. These funds are not quoted daily and are valued at amortized cost. These investments are classified as Level 1 in fiscal year ended June 30, 2011 and as Level 2 in fiscal years ended June 30, 2010 and 2009.
- (7) Deposits held with trustees, including workers' compensation, professional and general liability, health insurance and bond debt service deposits, are comprised primarily of money market instruments, US treasury securities, mortgage-backed securities and corporate bonds. Money market investments are classified as either Level 1 or Level 2 based on whether their prices are quoted daily. Investments in US treasury securities are classified as level 1 and other fixed income securities are classified as level 2.

The methods described above may produce a fair value that may not be indicative of net realizable value or reflective of future fair value. Furthermore, while Howard believes its valuation methods are appropriate and consistent with other market participants, the use of different methodologies or assumptions to determine the fair value of certain financial instruments could result in a different estimate of fair value as of the reporting date.

The following tables present the changes in amounts included in the Statements of Financial Position for financial instruments classified within Level 3 of the valuation hierarchy defined above:

Balance July 1, 2010	\$ 70,487	\$ 4,467	\$ 287	\$ 300	\$ 7,623	\$ 83,164
Gain and Loss (Realized and unrealized)	15,689	728	(50)	--	1,044	17,411
Purchases	17,117	--	--	--	432	17,549
Transfer out and Sales	(14,873)	--	(237)	(300)	(209)	(15,619)
Balance June 30, 2011	\$ 88,420	\$ 5,195	\$ --	\$ --	\$ 8,890	\$ 102,505

There were \$200 transfers out of Level 3 during fiscal year ended June 30, 2011.

The Howard University
Notes to the Financial Statements
For Fiscal Years Ended June 30, 2011, 2010 and 2009 (amounts in thousands)

Changes in Level 3 securities for the period ended June 30, 2010 is as follows

Balance July 1, 2009	\$ 54,716	\$ 2,034	\$ 64,853	\$ --	\$ 9,365	\$ 130,968
Gain and Loss (Realized and unrealized)	9,813	(89)	467	--	(2,392)	7,799
Purchases	11,873	--	4,000	300	650	16,823
Transfer out and Sales	(5,915)	(1,658)	(64,853)	--	--	(72,426)
Balance June 30, 2010	\$ 70,487	\$ 287	\$ 4,467	\$ 300	\$ 7,623	\$ 83,164

There were \$64,853 transfers out of Level 3 during fiscal year ended June 30, 2010. These transfers represent the reclassification of hedge funds to Level 2, from Level 3, in accordance with the applicable accounting standard update.

Changes in Level 3 securities for the period ended June 30, 2009 is as follows

Balance July 1, 2008	\$ 57,164	\$ 2,291	\$ 66,655	\$ 11,687	\$ 137,797
Gain and Loss (Realized and Unrealized)	(12,659)	(257)	(14,048)	(4,435)	(31,399)
Purchases	13,744	--	16,704	2,213	32,661
Sales	(3,533)	--	(4,458)	(100)	(8,091)
Balance June 30, 2009	\$ 54,716	\$ 2,034	\$ 64,853	\$ 9,365	\$ 130,968

There were no transfers into or out of Level 3 during the year ended June 30, 2009.

The Howard University
Notes to the Financial Statements
For Fiscal Years Ended June 30, 2011, 2010 and 2009 (amounts in thousands)

Net investment income (loss) is summarized as follows for fiscal years ended June 30, 2011, 2010 and 2009

Interest and dividends	\$ 7,433	\$ 8,263	\$ 15,610
Net realized gains (loss)	18,887	16,102	(45,713)
Net unrealized gains (loss)	64,740	29,959	(50,090)
Other investment income (expenses)	3,625	633	(1,603)
Investment expenses	(1,941)	(2,170)	(2,768)
Net investment income (loss)	\$ 92,744	\$ 52,787	\$ (84,564)
Unrestricted operating investment income	\$ 15,635	\$ 12,507	\$ 7,103
Unrestricted non-operating investment income (loss)	38,187	14,541	(51,232)
Temporarily restricted investment income (loss)	31,016	22,362	(36,310)
Permanently restricted investment income (loss)	7,906	3,377	(4,125)
Net investment income (loss)	\$ 92,744	\$ 52,787	\$ (84,564)

Investment Commitments – Howard’s investment commitments as of June 30, 2011, 2010 and 2009, are summarized below. Some of these investments do not have readily ascertainable market values and may be subject to withdrawal restrictions.

Private Equity and Venture Capital Funds	\$ 136,703	\$ 134,203	\$139,420
Real Estate Funds	15,000	15,000	15,000
Total financial commitment	151,703	149,203	154,420
Amounts funded	109,833	95,169	85,448
Unfunded commitment	\$ 41,870	\$ 54,034	\$ 68,972

The Howard University
Notes to the Financial Statements
For Fiscal Years Ended June 30, 2011, 2010 and 2009 (amounts in thousands)

Note 12 Net Assets

Temporarily restricted net assets consist of the following at June 30

Scholarships	\$ 46,179	\$ 40,302	\$ 35,574
Professorships	27,093	22,949	20,360
Student loans	536	307	124
Federal term	104,403	92,918	87,568
General operations and other	30,834	22,063	14,167
Total	\$ 209,045	\$ 178,539	\$ 157,793

The Federal term restriction is for 20 years for each contribution beginning in 1985. Howard transfers the amount of the original contribution plus accumulated investment returns to unrestricted net assets at the end of each 20 year period.

Permanently restricted net assets are held in perpetuity and the income therefrom is only expendable for the noted purposes at June 30.

Scholarships	\$ 50,700	\$ 49,332	\$ 47,860
Professorships	16,613	14,513	13,210
Student loans	35,692	34,186	31,216
General operations and other	11,693	5,877	3,226
Total	\$ 114,698	\$ 103,908	\$ 95,512

Net assets were released from donor restrictions due to the passage of time or by incurring expenses satisfying the restricted purpose specified by the donors as noted for fiscal years ended June 30, 2011, 2010 and 2009.

Federal term	\$ 6,174	\$ 6,663	\$ 2,495
Restrictions released based on time	--	576	788
Restrictions released based on purpose			
Scholarships and fellowships	4,088	2,632	2,252
Professorships	846	924	932
Student loans	155	247	348
General operations and other	1,646	2,894	2,131
Total	\$ 12,909	\$ 13,936	\$ 8,946

Note 13 Endowment Fund

Howard's endowment includes approximately 800 individual accounts established to fund scholarships, professorships, student loans, general operations and other purposes. Effective July 1, 2008, Howard adopted Financial Accounting Standards Board Staff Position – Endowments of Not-for-profit Organizations Net Asset Classifications of Funds Subject to an Enacted Version of the Uniform Prudent Management of Institutional Funds Act (UPMIFA), and Enhanced Disclosures for All Endowment Funds. Howard is subject to the District of Columbia Uniform Prudent Management of Institutional Funds Act of 2008 (DC UPMIFA).

Interpretation of Relevant Law

Net Asset Classification - The Board of Trustees of Howard has interpreted the UPMIFA as requiring the preservation of the fair value of the original gift, as of the gift dates of the donor-restricted endowment funds, absent explicit donor stipulations to the contrary. As a result of this interpretation, Howard classifies as permanently restricted net assets

- 1 The original value of gifts with permanent donor-directed use restrictions
- 2 The value of accumulations in accordance with the applicable donor gift instrument at the time the accumulation occurs

Any portion of the donor-restricted gift that is not classified as permanently restricted is classified as temporarily restricted until those amounts are appropriated for expenditure in a manner consistent with the standard of prudence prescribed by UPMIFA.

Spending - In accordance with UPMIFA, Howard considers the following factors in making a determination to spend or accumulate donor-restricted endowment funds

- 1 The duration and preservation of the fund
- 2 The purposes of Howard and the donor-restricted endowment fund
- 3 General economic conditions
- 4 The possible effect of inflation and deflation
- 5 The expected total return from income and appreciation of investments
- 6 Other resources of Howard
- 7 The investment policies of Howard

Management and Investment - In accordance with UPMIFA, Howard considers the following factors in making investment, as well as other management decisions regarding donor-restricted endowment funds

- 1 General economic conditions

The Howard University
Notes to the Financial Statements
For Fiscal Years Ended June 30, 2011, 2010 and 2009 (amounts in thousands)

- 2 The possible effect of inflation and deflation
- 3 The expected tax consequences, if any
- 4 The role of an investment/action in context of the entire portfolio
- 5 The expected total income and appreciation
- 6 Other University resources
- 7 The needs to preserve capital and make distributions
- 8 An asset's special relationship or value to the University's charitable purpose

As of June 30, 2011, 2010 and 2009, total endowment funds classified as permanently restricted and temporarily restricted net assets were

Permanently Restricted Net Assets The portion of perpetual endowment funds that is required to be retained permanently either by explicit donor stipulation or by UPMIFA	\$ 74,530	\$ 72,257	\$ 66,478
Temporarily Restricted Net Assets Time restricted funds	\$ 118,789	\$ 109,827	\$ 94,049
The portion of perpetual endowment funds subject to a time restriction under DC UPMIFA			
Without purpose restrictions	3,972	3,210	3,109
With purpose restrictions	56,094	44,371	43,082
Total endowment funds classified as temporarily restricted net assets	\$ 178,855	\$ 157,408	\$ 140,240

The change in value and the composition of amounts classified as endowment as of June 30, 2011 is as follows

Endowment net assets, beginning of year	\$ 177,846	\$ 157,408	\$ 72,257	\$ 407,511
Investment return				
Investment income	4,276	2,221	129	6,626
Net appreciation (realized and unrealized)	39,090	31,419	537	71,046
Total investment return	43,366	33,640	666	77,672
Contributions	318	3,777	1,273	5,368
Appropriation of endowment assets for expenditure	(4,339)	(9,807)	(123)	(14,269)
Other changes				
Match release	6,174	(6,174)	--	--
Transfer and other changes	(55)	11	457	413
Endowment net assets, end of year	\$ 223,310	\$ 178,855	\$ 74,530	\$ 476,695
Donor-restricted endowment funds	\$ (4,990)	\$ 178,855	\$ 74,530	\$ 248,395
Board-designated endowment funds	228,300	--	--	228,300
Endowment net assets, end of year	\$ 223,310	\$ 178,855	\$ 74,530	\$ 476,695

The Howard University
Notes to the Financial Statements
For Fiscal Years Ended June 30, 2011, 2010 and 2009 (amounts in thousands)

The change in value and the composition of amounts classified as endowment for the year ended June 30, 2010 is as follows

Endowment net assets, beginning of year	\$ 164,045	\$ 140,240	\$ 66,478	\$ 370,763
Investment return				
Investment income	6,502	3,699	176	10,377
Net appreciation (realized and unrealized)	15,287	17,351	379	33,017
Total investment return	21,789	21,050	555	43,394
Contributions	--	4,816	2,902	7,718
Appropriation of endowment assets for operations	(7,575)	(7,402)	(124)	(15,101)
Other changes				
Match release	6,663	(6,663)	--	--
Transfer and other changes	(7,076)	5,367	2,446	737
Endowment net assets, end of year	\$ 177,846	\$ 157,408	\$ 72,257	\$ 407,511
Donor-restricted endowment funds	\$ (9,409)	\$ 157,408	\$ 72,257	\$ 220,256
Board-designated endowment funds	187,255	--	--	187,255
Endowment net assets, end of year	\$ 177,846	\$ 157,408	\$ 72,257	\$ 407,511

The change in value and the composition of amounts classified as endowment for the year ended June 30, 2009 is as follows

Endowment net assets, beginning of year	\$ 210,547	\$ 185,285	\$ 64,290	\$ 460,122
Investment return				
Investment income	4,877	4,558	169	9,604
Net depreciation (realized and unrealized)	(44,074)	(45,700)	(653)	(90,427)
Total investment return	(39,197)	(41,142)	(484)	(80,823)
Contributions	--	3,484	2,776	6,260
Appropriation of endowment assets for operations	(9,323)	(4,892)	--	(14,215)
Other changes				
Match release	2,495	(2,495)	--	--
Transfer and other changes	(477)	--	(104)	(581)
Endowment net assets, end of year	\$ 164,045	\$ 140,240	\$ 66,478	\$ 370,763
Donor-restricted endowment funds	\$ (10,167)	\$ 140,240	\$ 66,478	\$ 196,551
Board-designated endowment funds	174,212	--	--	174,212
Endowment net assets, end of year	\$ 164,045	\$ 140,240	\$ 66,478	\$ 370,763

Howard's endowment net assets include receivables related to the federal term endowment, which have not been received and therefore not included as part of endowment investments. For fiscal years ended June 30, 2011, 2010 and 2009 receivables of \$3,595, \$7,833 and \$6,065, respectively were recorded, and represent the difference between endowment investments reflected on the Statements of Financial Position and endowment net assets reported above.

Funds with Deficiencies - From time to time, the fair value of assets associated with individual donor-restricted endowment funds may fall below the level the donor or the Trustees require Howard to retain as a fund of perpetual duration. Deficiencies of this nature, so called “underwater accounts”, are reported in unrestricted net assets and totaled \$4,990, \$9,409 and \$10,167 as of June 30, 2011, 2010 and 2009, respectively. Howard has adopted a policy allowing spending in certain situations from underwater, donor-restricted endowment funds, absent overriding provisions in donor agreements. Howard’s investment and spending policy is intended to conform with the UPMIFA which allows spending in underwater endowments, in support of an endowment’s purpose.

Return Objectives and Risk Parameters - Howard has adopted investment and spending policies for endowment assets that attempt to provide a predictable stream of funding to programs supported by its endowment while seeking to minimize the risk associated with obtaining such income streams. Endowment assets include those that the organization must hold in perpetuity or for a donor-specified period(s), as well as board-designated endowment funds. Under these policies the endowment assets are invested through a well-diversified investment program designed to exceed the risk-adjusted performance of the market benchmark representative of each asset class over rolling five to seven year periods. Howard’s objective, over time, is to obtain an average total real rate of return (inflation adjusted) that exceed its targeted distribution amount over rolling five to seven year periods. Howard’s investment strategy aims for a low to moderate level of investment risk. Actual returns in any given year may significantly vary from this objective.

Strategies Employed for Achieving Objectives - To satisfy its long-term rate-of-return objectives, Howard relies on a total return strategy in which investment returns are achieved through both capital appreciation (realized and unrealized) and yield (interest and dividends). Howard targets a diversified asset allocation which places greater emphasis on global public equity-based investments complimented by private markets, real estate and fixed income strategies to achieve its long-term return objectives within prudent risk constraints. The endowment’s long-term target asset allocation is approved by the Investment Committee of the Board of Trustees.

Spending Policy and How the Investment Objectives Relate to Spending Policy - Howard’s spending policy allows for distribution each year of up to 5 percent of its endowment fund's market value, excluding Federal term and Islamic Funds, based upon a three-year moving average with the most recent year removed. In establishing this policy, Howard considered the long-term expected return on its endowment consistent with its general goal of facilitating the ability of endowments (specifically permanent and time specific endowments) to best fulfill the purposes for which they were designed.

Note 14 Estimated Third-Party Settlements

Certain services rendered by the Hospital and Faculty Practice Plan are reimbursed by third-party payors at cost, based upon cost reports filed after year-end. Contractual allowances are recorded based upon preliminary estimates of reimbursable costs. Net patient service revenue recorded under cost reimbursement agreements for the current and prior years is subject to audit and retroactive adjustments by significant third-party payors for the following years:

Medicare 2002-2011
Medicaid 2008-2011

Final settlements and changes in estimates related to Medicare and Medicaid third-party cost reports for prior years resulted in an increase to net patient service revenues of approximately \$1,382, \$1,999 and \$2,565 for fiscal years ended June 30, 2011, 2010 and 2009, respectively.

Note 15 Property, Plant and Equipment

Land and land improvements	\$ 27.711	\$ 27.711	\$ 27.772
Buildings and building improvements	775.547	758.091	752.724
Property held for expansion	57.007	56.872	58.799
Furniture and equipment	270.232	261.931	253.502
Library books	89.777	89.246	88.614
Equipment under capital leases	63.463	33.681	29.817
Software	94.416	91.203	87.563
Software in progress	3.222	357	2.092
Construction in progress	29.757	27.224	3.718
Property, plant and equipment, gross	1,411.132	1,346.316	1,304.601
Accumulated depreciation and amortization	(806.780)	(756.958)	(708.817)
Property, plant and equipment, net	\$ 604,352	\$ 589,358	\$ 595,784

Depreciation and amortization expenses for fiscal years ended June 30, 2011, 2010 and 2009 were \$50,460, \$49,460 and \$45,737, respectively. For fiscal years ended June 30, 2011, 2010 and 2009, respectively, the net interest costs of \$360, \$72, and \$2,016 were incurred during construction and were capitalized as part of the cost of capital projects.

Howard's asset retirement costs and obligations are reported in property, plant and equipment and other liabilities in the Statements of Financial Position, respectively. The asset retirement obligation has been discounted using a rate of 4.9%. Amounts for the reporting periods ended were as follows:

	2011	2010	2009
Asset retirement costs	\$ 4,565	\$ 4,565	\$ 4,565
Accumulated depreciation	2,033	1,966	1,905
Asset retirement obligation	11,806	11,343	10,929

Howard incurred costs related to asbestos abatement during fiscal years ended June 30, 2011, 2010 and 2009 of \$16, \$128 and \$1,106, respectively.

During the year ended June 30, 2009, Howard completed a land swap with the District of Columbia to control a more contiguous series of parcels. The transaction was accounted for at fair value and reported as a \$13,710 non-operating gain, net of costs and \$3,000 environmental remediation.

Note 16 Leases

Lease Obligations

Howard is obligated under capital leases for office and medical equipment that extend through 2014 in the amounts of \$43,547, \$24,187 and \$14,219, respectively at June 30, 2011, 2010 and 2009. The assets are amortized over their estimated useful lives. Accumulated amortization related to the leased assets is \$26,165, \$20,326 and \$15,722 at June 30, 2011, 2010 and 2009, respectively.

At June 30, 2011, Howard has a remaining commitment to draw an additional \$2,835 under an existing lease financing arrangement to finance medical and information technology equipment. The lease periods commence in future months and continue for a period of five years after the start date.

Howard entered into an agreement in March 2010, to construct an air conditioning system (or called "chiller plant") for a price of \$14,500. The construction was completed and the asset placed into service in May 2011. The purchase of the chiller plant will be paid over 20 years through a commodity supply agreement which requires Howard to purchase minimum quantities of output from the facility, which will be owned and operated by third parties. The facility is accounted for as a capital lease asset with a corresponding capital lease obligation. The minimum payments due under the commodity purchase agreement approximate \$23,000.

Howard has several non-cancelable operating leases for office space and equipment that expire by 2019. Rental payments are recognized on a straight-line basis and reflected in the Statements of Activities within professional and administrative services expense. Rent expense related to building space and equipment for fiscal years ended June 30, 2011, 2010 and 2009 was approximately \$8,254, \$10,016 and \$8,758, respectively.

The minimum lease payments under capital leases and non-cancelable operating leases (with initial or remaining lease terms in excess of one year) for future years ending June 30, are as follow:

2012	\$ 9,166	\$ 4,447
2013	8,183	4,419
2014	6,334	2,116
2015	5,217	721
2016 and thereafter	17,934	2,405
Obligation, gross	46,834	14,108
Amounts representing interest rates from 4% to 8%	(3,287)	--
Total Lease Obligations, net	\$ 43,547	\$ 14,108

Lease Income

Howard leases property to several area businesses, non-profit organizations and individuals under non-cancelable operating leases. Howard receives monthly income under these lease agreements, which have termination dates through 2017 and thereafter.

The future minimum lease income for years ending at June 30 is as follow:

2012	\$ 499
2013	543
2014	488
2015	493
2016	467
2017 and thereafter	1,618
Total minimum lease income receipts	\$ 4,108

Note 17 Bonds and Notes Payable

(a) Bonds Payable

Howard is obligated with respect to the following bond issues at June 30

<i>District of Columbia issues:</i>			
2006A Revenue Refunding bonds. 5 00% Serial due 2021 through 2031	\$ --	\$ 53,490	\$ 53,490
2006B Revenue Refunding bonds. weekly rate, serial due 2007 through 2026	--	39,500	41,125
1998 Revenue Refunding bonds. 5 00% to 5 50% Serial due 2021 through 2031	--	56,080	61,640
2010 Revenue bonds. 5 05% Serial due 2010 through 2025	10,163	--	--
2011A Revenue bonds 5 00% to 6 50% Serial due 2020 through 2041	225,250	--	--
2011B Revenue bonds 4 31% to 7 63% Serial due 2015 through 2035	65,065	--	--
Total bonds payable, gross	\$ 300,478	\$ 149,070	\$ 156,255
Unamortized bond premium (discount)	(6,421)	3,081	3,325
Total bonds payable, net	\$ 294,057	\$ 152,151	\$ 159,580

(1) 1996 Revenue Refunding Bonds

In 1996 Howard issued the Series 1996 unsecured revenue refunding bonds. These bonds were defeased with the proceeds of the 2006 refunding bonds (see below)

(2) 1998 Revenue Refunding Bonds

In March 1998 Howard issued \$109,425 of Series 1998 unsecured revenue refunding bonds with a premium of \$4,283. The bonds bear interest ranging from 5.00% to 5.50% and are repayable from 2021 through 2031. In a single previously issued series of transactions Howard has defeased \$94,325 of bonds through the establishment of an irrevocable trust. The 1998 Bonds provides for the maintenance of a debt service reserve fund. Howard had obtained an insurance policy which provided for the payment of regularly scheduled principal and interest obligations. These bonds were defeased with the proceeds of the 2011 Revenue Bonds (see below).

(3) 2006 Revenue Refunding Bonds

In July 2006, Howard issued \$53,490 of Series 2006A bonds and \$44,175 of Series 2006B bonds. A portion of the proceeds of the Series 2006B bonds were used to defease the Series 1996 bonds. The Series 2006A bonds bear interest at 5% and are repayable from 2021 through 2031. The Series 2006B bonds bear interest at a rate which is reset weekly through a remarketing process. Payments on the 2006B bonds are due 2007 through 2026. These bonds were defeased with the proceeds of the 2011 Revenue Bonds (see below).

(4) 2010 Revenue Bonds

In August 2010, Howard issued \$10,400 of Series 2010 bonds. The bonds bear interest at 5.05% and are repayable from 2010 to 2025. A portion of the proceeds were used to retire an expiring equipment note. The remaining proceeds will be used to fund energy related projects.

(5) 2011 Revenue Bonds

In April 2011, Howard issued \$225,250 of tax exempt revenue bonds (Series 2011A) and \$65,065 of taxable revenue bonds (Series 2011B) to refund the Series 1998 and Series 2006 bonds and to finance new capital improvements. The interest rate on the tax exempt bonds range from 5.25% to 6.50% and the bonds are repayable from 2020 to 2041. The taxable bonds bear interest between 4.31% and 7.63% and are repayable from 2015 to 2035. The average coupon is 6.57%. The 2011 bonds require Howard to maintain a debt service fund of \$12,634. For the period ended June 30, 2011, the fund balance was \$12,967.

The Series 2011A Bonds maturing on or after October 1, 2021 are subject to optional redemption by the District of Columbia, at the written direction of Howard, in its sole discretion, on or after April 1, 2021 in whole or in

part at any time, at a redemption price equal to the principal amount of the Series 2011A Bonds being redeemed, plus accrued interest, if any, to the redemption date

The Series 2011B Bonds are subject to optional redemption prior to maturity in whole or in part on any Business Day at the Make-Whole Redemption Price at the direction of Howard. \$19,872 of the 2011 Bond proceeds has been used to create a deposit for capitalized interest. This amount is reflected in deposits with trustees on the Statements of Financial Position.

(6) Letter of Credit and Reimbursement Agreement

In June 2008 in connection with the conversion of the Series 2006B bonds to a weekly rate from an "auction rate" setting mechanism, Howard entered into a Letter of Credit and Reimbursement Agreement with the trustee of the bonds that expired June 19, 2011. As of June 30, 2011, the Letter of Credit Agreement has been terminated in conjunction with the 2011 Revenue Bond issuance.

(7) Fair Value of Bonds and Notes Payable

The estimated fair value of Howard's bonds is determined based on quoted market prices. At June 30, 2011, 2010 and 2009, the estimated fair value was approximately \$297,806, \$154,290 and \$158,783, respectively. Fair value estimates are made at a specific point in time, are subjective in nature, and involve uncertainties and matters of judgment. Howard is not required to settle its debt obligations at fair value and settlement is not possible in most cases because of the terms under which the debt was issued and legal limitations on refunding tax-exempt debt.

(b) Notes Payable

Howard is obligated with respect to the following notes payable at June 30

Bank of America Commercial Loan Due monthly, July 2007 through March 31, 2013 fixed interest rate of 6.685%	\$ 1.833	\$ 2.982	\$ 4.130
Bank of America Property Loan Due monthly, through February 28, 2014 fixed interest rate of 5.01%	8.795	9.942	11.090
Multi-bank Credit Agreement Due June 24, 2014, variable interest rate at one month LIBOR plus 1.25%	20.142	29.285	26.335
Bank of America Equipment Note Due October 6, 2010 fixed interest rate of 4.81% per annum	--	3.344	--
Total Notes Payable	\$ 30,770	\$ 45,553	\$ 41,555

In June 2011, Howard replaced its annually renewable revolving credit facilities that aggregated \$65,000 with a \$135,000 Multi-bank Credit Agreement that extends through June, 2014. Outstanding borrowings under that agreement were \$20,142 at June 30, 2011.

On July 21, 2011, Howard entered into an interest rate cap with SunTrust Bank to protect against 1 month Libor rising above 2% over the next three years on a notional value of \$20,000.

(c) Compliance with Contractual Covenants

In May 2011, Howard's debt covenants were amended in conjunction with the 2011 Bond issuance and Multi-bank Credit Agreement execution.

The 2011 Bond and Credit Agreement contain restrictive financial covenants as summarized in the table below as of June 30, 2011.

Debt Service Coverage Ratio	2011 Revenue Bonds	June 30 each year	1.10:1.00
Debt Service Coverage Ratio	Multi-bank Credit Agreement	June 30 each year	1.25:1.00
Liquidity Ratio	Multi-bank Credit Agreement	June 30 and December 31	0.35:1.00

At June 30, 2011 Howard was in compliance with the Debt Service Coverage Ratio and Liquidity Ratio.

(d) *Scheduled Bond and Note Repayments*

At June 30 the scheduled repayments of bonds and notes payable, including sinking fund requirements, is as follows

2010	\$ --	\$ --	\$ 35.816
2011	--	42.471	9.842
2012	2.786	10.241	10.241
2013	2.349	10.195	10.196
2014	21.832	6.889	6.889
2015	1.718	5.694	5.694
Thereafter	302.563	119.133	119.132
Subtotal	331.248	194.623	197.810
Bond premiums/(discounts)	(6.421)	3.081	3.325
Total	\$ 324,827	\$ 197,704	\$ 201,135

(e) *Interest Rate Swaps*

Howard uses variable rate debt to finance certain activities. These debt obligations expose Howard to variability in interest payments, due to changes in interest rates. If interest rates increase, interest expense increases. Conversely, if interest rates decrease, interest expense also decreases.

In April 1998, Howard entered into an interest rate swap agreement, a derivative instrument, with Bank of America, N A, whereby Howard agreed to pay Bank of America a 6.7% fixed rate of interest on \$17,233 in exchange for the receipt of a floating interest payment based on the 30-day London Interbank Offered Rate (LIBOR) plus 75 basis points (LIBOR at June 30, 2011 was 0.19%). This agreement is to continue in effect until March 31, 2013.

In December 2004, Howard entered into an interest rate swap agreement, a derivative instrument with Goldman Sachs, whereby Howard agreed to pay Goldman Sachs a 3.5% fixed rate of interest on \$42,675, subject to an annual adjustment which began October 1, 2007, in exchange for the receipt of a floating interest payment based on sixty-seven percent of the 30-day LIBOR rate. This agreement, that previously tied to the 2006B Bonds, was terminated in May 2011.

The gains and losses recognized under the interest rate swap agreements for the fiscal years ended June 30, 2011, 2010 and 2009 were as follows

Cumulative gain (loss) at beginning of year	\$ (5.582)	\$ (3.961)	\$ (1.799)
Gain (loss) during the year	1.873	(1.621)	(2.162)
Extinguishment of interest rate swap	3.605	--	--
Cumulative gain (loss) at end of year	\$ (104)	\$ (5.582)	\$ (3.961)

In 2010 and 2009, Howard was subject to margin call payments on the Goldman Sachs swap when unrealized losses exceeded \$5,000

Note 18 Retirement Plans

Pension Plan - Howard has a noncontributory defined benefit pension plan (the Plan) available to substantially all full-time employees. In accordance with government funding regulations, Howard's policy is to make annual contributions to the Plan at least equal to the minimum contribution. Based upon years of service and other factors, the Plan's benefit formula provides that eligible retirees receive a percentage of their final annual pay, based upon years of service and other factors. Plan assets consist primarily of common equity securities, U S Treasury securities, corporate bonds, and private investment funds. Effective July 1, 2010 the Plan no longer accrues benefits.

Post-retirement Plan - Howard provides post-retirement medical benefits and life insurance to employees who, at the time they retire, meet specified eligibility and service requirements. Howard pays a portion of the cost of such benefits depending on various factors, including employment start date, age, years of service and either the date of actual retirement or the retirement eligibility date of the participant. The post-retirement benefit plan is unfunded and has no plan assets. Effective June 30, 2009, certain assumptions were revised resulting in an increase in the accumulated plan benefit obligation of approximately \$45,919.

Supplemental Retirement Plan - Howard also has a supplemental retirement plan available to certain retired executives. The plan is noncontributory, unfunded and has a June 30 measurement date. The projected benefit obligation is \$2,235 at June 30, 2011, \$2,191 at June 30, 2010 and \$2,152 at June 30, 2009. The amounts not yet reflected in operating expenses, but included in unrestricted net assets pertain to accumulated losses of \$1,193 as of June 30, 2011, \$1,167 as of June 30, 2010, and \$1,051 as of June 30, 2009. The actuarial cost method and the assumption on discount rate used to determine the benefit obligation and net periodic cost in the actuarial valuations for the year ended June 30, 2011 are

consistent with the method and assumptions used for the defined benefit pension plan

Savings Plan – Howard supplements its pension plan by offering employees a defined contribution plan under Section 403(b) of the Internal Revenue Code. Eligible employees received a contribution of 6% of base salary and are also permitted to contribute up to 15% of their base pay to the plan. The administration of the plan is provided by three financial administrators: Teachers Insurance and Annuity Association/College Retirement Equities Fund, American International Group – Variable Annuity Life Insurance Company, and Lincoln Financial. These administered plans provide additional retirement benefits including the purchase of annuity contracts for eligible employees. Total costs recognized in the Statements of Activities were \$22,118, \$12,402 and \$12,743, for fiscal years ended June 30, 2011, 2010 and 2009, respectively. The fair value of plan assets for the savings plan as of fiscal years ended June 30, 2011, 2010 and 2009 were \$812,031, \$792,000 and \$742,000, respectively. These investments are held by Howard on behalf of its employees and excluded from the Statements of Financial Position.

Effective July 1, 2010, the Savings Plan was modified such that Howard will automatically, upon hire, contribute 6% of any eligible employee's base pay, regardless of tenure or election into the Savings Plan. Howard will contribute a matching contribution of up to 2% of employee elected self contributions.

The Howard University
Notes to the Financial Statements
For Fiscal Years Ended June 30, 2011, 2010 and 2009 (amounts in thousands)

Howard recognizes a plan's overfunded or underfunded status as an asset or liability, with an offsetting adjustment to unrestricted net assets. The reconciliation of the Plan's funded status to amounts recognized in the financial statements at June 30, 2011, 2010 and 2009 are as follows:

Change in benefit obligation												
Projected benefit obligation at beginning of year	\$ 544,255	\$ 462,854	\$ 432,293	\$ 183,192	\$ 165,924	\$ 119,527	\$ 2,191	\$ 2,152	\$ 2,206	\$ 729,638	\$ 630,930	\$ 554,026
Service cost	-	7,424	8,501	487	392	435	-	-	-	487	7,816	8,936
Interest cost	30,299	31,818	29,833	10,186	11,343	8,212	117	142	147	40,602	43,303	38,192
Actuarial (gain) loss	(10,140)	82,327	12,831	137	13,581	(3,647)	115	193	100	(9,888)	96,101	9,284
Benefits paid	(26,421)	(23,960)	(20,605)	(12,993)	(13,207)	(11,784)	(188)	(296)	(301)	(39,602)	(37,463)	(32,690)
Special termination benefits	-	-	-	-	181	-	-	-	-	-	181	-
Medicare Part D subsidy	-	-	-	-	-	408	-	-	-	-	-	408
Employee contributions	-	-	-	4,008	4,978	3,337	-	-	-	4,008	4,978	3,337
Prior service amendment	-	-	-	-	-	45,919	-	-	-	-	-	45,919
Curtailment	-	(16,208)	1	-	-	3,517	-	-	-	-	(16,208)	3,518
Projected benefit obligation at end of the period	\$ 537,993	\$ 544,255	\$ 462,854	\$ 185,017	\$ 183,192	\$ 165,924	\$ 2,235	\$ 2,191	\$ 2,152	\$ 725,245	\$ 729,638	\$ 630,930
Change in plan assets												
Fair value of plan assets at beginning of year	410,630	389,095	487,840	-	-	-	-	-	-	410,630	389,095	487,840
Actual return on plan assets	79,224	45,495	(78,140)	-	-	-	-	-	-	79,224	45,495	(78,140)
Employer contributions	-	-	-	8,985	8,229	8,039	22,306	12,698	13,044	31,291	20,927	21,083
Employee contributions	-	-	-	4,008	4,978	3,337	-	-	-	4,008	4,978	3,337
Medicare Part D subsidy	-	-	-	-	-	408	-	-	-	-	-	408
Benefits paid	(26,421)	(23,960)	(20,605)	(12,993)	(13,207)	(11,784)	(188)	(296)	(301)	(39,602)	(37,463)	(32,690)
Fair value at end of the period	\$ 463,433	\$ 410,630	\$ 389,095	\$ -	\$ -	\$ -	NA	NA	NA	NA	NA	NA
Total	\$ (74,560)	\$ (133,625)	\$ (73,759)	\$ (185,017)	\$ (183,192)	\$ (165,924)	NA	NA	NA	NA	NA	NA

The Howard University
Notes to the Financial Statements
For Fiscal Years Ended June 30, 2011, 2010 and 2009 (amounts in thousands)

Components of net periodic benefit cost and other amounts recognized in
unrestricted net assets at June 30, 2011, 2010 and 2009

Recognized in Statements of Activities												
Amortization of transition obligation	\$ -	\$ -	\$ -	\$ 3,774	\$ 3,774	\$ 4,417	\$ -	\$ -	\$ -	\$ 3,774	\$ 3,774	\$ 4,417
Amortization of prior service cost	-	3	3	2,253	2,254	175	-	-	-	2,253	2,257	178
Amortization of net actuarial loss	3,613	1,612	-	63	-	64	80	77	73	3,765	1,680	137
Total amortization	3,613	1,615	3	6,090	6,028	4,656	89	77	73	9,792	7,720	4,732
Service cost	-	7,424	8,501	487	392	435	22,118	12,402	12,743	22,605	20,218	21,679
Interest cost	30,290	31,818	29,833	10,186	11,343	8,212	118	142	147	40,603	43,303	38,192
Expected return on plan assets	(31,553)	(33,627)	(33,906)	-	-	-	-	-	-	(31,553)	(33,627)	(33,906)
Curtailment loss	-	4	2	-	-	5,706	-	-	-	-	4	5,708
Special termination benefit recognized	-	-	-	-	181	-	-	-	-	-	181	-
Recognized in operating expenses	\$ 2,359	\$ 7,234	\$ 4,343	\$ 16,763	\$ 17,944	\$ 19,009	\$ 22,325	\$ 12,621	\$ 12,963	\$ 41,447	\$ 37,799	\$ 36,315
Amortization of transition obligation	-	-	-	(3,774)	(3,774)	(12,456)	-	-	-	(3,774)	(3,774)	(12,456)
Amortization of prior service cost	-	(3)	(3)	(2,253)	(2,254)	(175)	-	-	-	(2,253)	(2,257)	(178)
Amortization of actuarial loss	(3,613)	(1,612)	-	(63)	-	(64)	(80)	(77)	(73)	(3,765)	(1,680)	(137)
Total amortization	(3,613)	(1,615)	(3)	(6,090)	(6,028)	(12,695)	(89)	(77)	(73)	(9,792)	(7,720)	(12,771)
Net actuarial (gain) loss during the year	(57,811)	54,240	124,967	137	12,896	(3,647)	115	193	100	(57,550)	67,338	121,420
Prior service cost arising during period	-	-	-	-	-	45,019	-	-	-	-	-	45,019
Curtailment loss	-	-	-	-	-	(2,189)	-	-	-	-	-	(2,189)
Total recognized in other changes in unrestricted net assets	\$ (61,424)	\$ 52,634	\$ 124,964	\$ (5,953)	\$ 6,868	\$ 27,388	\$ 26	\$ 116	\$ 27	\$ (67,351)	\$ 59,618	\$ 152,379
Total recognized in Statements of Activities	\$ (59,065)	\$ 59,868	\$ 129,307	\$ 10,810	\$ 24,812	\$ 46,397	\$ 22,351	\$ 12,737	\$ 12,990	\$ (25,904)	\$ 97,417	\$ 188,694

Amounts included in unrestricted net assets at June 30, 2011, 2010 and 2009

Net actuarial loss	\$ (158,315)	\$ (219,739)	\$ (167,098)	\$ (16,577)	\$ 16,503	\$ (2,922)
Prior service cost	--	--	(7)	(41,800)	(44,053)	(46,307)
Transition obligation	--	--	--	(7,561)	(11,335)	(15,109)
Total	\$ (158,315)	\$ (219,739)	\$ (167,105)	\$ (65,938)	\$ (71,891)	\$ (64,338)

The estimated net actuarial loss, prior service cost, and transition obligation for the pension and post-retirement plans that will be accounted for as a part of net periodic benefit cost over the next fiscal year are \$4,120, \$2,137 and \$3,774, respectively. Expected employer contribution for the pension plan for the current fiscal year is zero, as accumulated prepaid pension credits will offset any otherwise required payment. Cash payments of \$20,000 to \$30,000 are expected annually beginning in fiscal year 2012.

The weighted average assumptions used to determine the benefit obligation in the actuarial valuations for the periods ended June 30, 2011, 2010 and 2009 were as follows

Discount rate	5.76%	5.75%	7.10%	5.69%	5.75%	7.10%
Expected return on plan assets	7.50%	7.50%	7.50%	0.00%	0.00%	0.00%
Rate of compensation increase	--	--	3.50%	3.50%	3.50%	3.50%

The weighted average assumptions used to determine net periodic cost in the actuarial valuations for the periods ended June 30, 2011, 2010 and 2009 were as follows

Discount rate	5.75%	7.10%	7.13%	5.75%	7.10%	7.13%
Expected return on plan assets	7.50%	7.50%	7.50%	0.00%	0.00%	0.00%
Rate of compensation increase						
To age 35	--	3.50%	3.50%	3.50%	3.50%	3.50%
Thereafter	--	3.50%	3.50%	3.50%	3.50%	3.50%

The overall long-term rate of return for the pension plan assets was developed by estimating the expected long-term real return for each asset class within the portfolio. An average weighted real rate of return was computed for the portfolio which reflects the Plan's targeted asset allocation. Consideration was given to the correlation between asset classes and the anticipated real rate of return and was added to the anticipated long-term rate of inflation.

The Howard University
Notes to the Financial Statements
For Fiscal Years Ended June 30, 2011, 2010 and 2009 (amounts in thousands)

Pension plan investments as of June 30, 2011 were as follows

Pension Plan Investments				
Money Market Instrument (1)	\$ 401	\$ 11,919	\$ --	\$ 12,320
Commingled Funds				
International Equity Security (3)	--	42,782	--	42,782
US Common Stock (3)	--	21,965	--	21,965
Common Stock (3)	102,604	--	--	102,604
Fixed Income (2)				
Asset backed securities	--	8,639	--	8,639
Corporate Bonds	--	4,999	--	4,999
Government Bond	4,432	--	--	4,432
Hedge Funds (4)				
Distressed Debt	--	2,494	--	2,494
Equity Long short	--	4,146	--	4,146
Event driven	--	2,276	2,622	4,898
Inflation hedge	--	15,671	--	15,671
Multi-Global opportunities	--	3,432	--	3,432
Multi-strategy	--	45,240	1,919	47,159
Mutual Funds Investment				
Domestic common stock (3)	17,192	--	--	17,192
Domestic Fixed Income (2)	75,773	--	--	75,773
Private Equity and Venture Capital (4)	--	--	85,327	85,327
Real Estate (4)	--	--	8,640	8,640
Total pension plan investments	\$ 200,402	\$ 163,563	\$ 98,508	\$ 462,473
Assets not subject to fair value reporting	1,386	--	--	1,386
Liabilities not subject to fair value	(426)	--	--	(426)
Total plan assets	\$ 201,362	\$ 163,563	\$ 98,508	\$ 463,433

Refer to Note 11 – Fair Value Measurements for explanation of financial instrument classifications

The Howard University
Notes to the Financial Statements
For Fiscal Years Ended June 30, 2011, 2010 and 2009 (amounts in thousands)

Pension plan investments as of June 30, 2010 were as follows

Pension Plan Investments				
Money Market Instrument (1)	\$ --	\$ 5,370	\$ --	\$ 5,370
Commingled Funds-International Equity Security (3)	--	37,366	--	37,366
Common Stock (3)	78,425	14,049	310	92,784
Fixed Income (2)				
Asset backed securities	--	9,954	232	10,186
Corporate Bonds	--	5,326	--	5,326
Government Bond	2,490	--	--	2,490
Hedge Funds (4)				
Distressed Debt	--	2,258	--	2,258
Equity Long short	--	3,892	--	3,892
Event driven	--	2,202	2,279	4,481
Inflation hedge	--	11,980	--	11,980
Multi-Global opportunities	--	3,768	--	3,768
Multi-strategy	--	47,038	1,618	48,656
Mutual Funds Investment				
Domestic common stock (3)	11,951	--	--	11,951
Domestic Fixed Income (2)	78,064	--	--	78,064
Private Equity and Venture Capital (4)	--	--	68,392	68,392
Real Estate (4)	--	--	7,373	7,373
Total pension plan investments	\$ 170,930	\$ 143,203	\$ 80,204	\$ 394,337
Assets not subject to fair value reporting	16,681	--	--	16,681
Liabilities not subject to fair value	(388)	--	--	(388)
Total plan assets	\$ 187,223	\$ 143,203	\$ 80,204	\$ 410,630

The following table presents changes in amounts for financial instruments classified within Level 3 of the valuation hierarchy previously defined, at March 31, 2011

Balance July 1, 2010	\$ 68,392	\$ 3,897	\$ 232	\$ 310	\$ 7,373	\$ 80,204
Gain and Loss (Realized and Unrealized)	15,950	644	(41)	--	1,113	17,666
Purchases	17,275		--	--	432	17,707
Transfer out and Sales	(16,290)		(191)	(310)	(278)	(17,069)
Balance at June 30, 2011	\$ 85,327	\$ 4,541	\$ --	\$ --	\$ 8,640	\$ 98,508

The Howard University
Notes to the Financial Statements
For Fiscal Years Ended June 30, 2011, 2010 and 2009 (amounts in thousands)

The following table presents changes in amounts for financial instruments classified within Level 3 of the valuation hierarchy previously defined, at June 30, 2010

Balance July 1, 2009	\$ 51,354	\$ --	\$ 2,034	\$ --	\$ 10,562	\$ 63,950
Gain and Loss (Realized and Unrealized)	11,301	397	(8)	--	(3,992)	7,698
Purchases	12,672	3,500	--	310	978	17,460
Transfer out and Sales	(6,935)	--	(1,794)	--	(175)	(8,904)
Balance June 30, 2010	\$ 68,392	\$ 3,897	\$ 232	\$ 310	\$ 7,373	\$ 80,204

Pension Plan Investment Commitments – Howard’s investment commitments as of June 30, 2011, 2010 and 2009 are summarized below. Additionally, some of these investments do not have readily ascertainable market values and may be subject to withdrawal restrictions and are less liquid than Howard’s other investments.

Private Equity Funds	\$ 136,703	\$ 134,203	\$ 139,420
Real Estate Funds	15,000	15,000	15,000
Total financial commitment	151,703	149,203	154,420
Amounts funded	109,833	95,169	85,448
Unfunded commitment	\$ 41,870	\$ 54,034	\$ 68,972

The asset allocation of the Plan is analyzed annually to determine the need for rebalancing to maintain an allocation that is within the allowable ranges. The investment strategy is to invest in asset classes that are negatively correlated to minimize overall risk in the portfolio. Interim targets outside of the allowable ranges were set to allow for flexibility in reaching the long-term targets in the private equity and real estate categories. The actual allocation of the plan for the years ended June 30, and the allowable range is as follows:

Mid-Large Cap U.S. Equity	16.6%	12.3%	15.4%	10-25%
Small Cap U.S. Equity	4.8%	6.5%	5.4%	3.5-7%
Global ex U.S. Equity	15.8%	14.1%	15.8%	11-21%
Private Equity/Venture Capital	16.3%	15.2%	13.4%	10-20%
Hedge Funds	13.8%	14.7%	13.3%	10-20%
Inflation Hedging	9.3%	7.7%	8.4%	5-15%
Emerging Markets Equity	0.0%	4.4%	0.0%	2-8%
U.S. Core Bonds	20.8%	13.2%	28.3%	10-20%
Global Bonds	0.0%	5.2%	0.0%	2.5-7.5%
High Yield Bonds	0.0%	0.0%	0.0%	0-3%
Cash and Cash Equivalents	2.6%	6.7%	0.0%	0-0%
Total	100%	100%	100%	

The trend rate for growth in health care costs, excluding dental, used in the calculation for fiscal year 2011 was 8.4%. This growth rate was assumed to decrease gradually to 4.5% in 2030 and to remain at this level thereafter. The growth rate in the trend rate dental care costs used in the calculations for fiscal year 2011 was 5.8%. The growth rate was assumed to decrease gradually to 4.5% by 2030 and to remain at that level thereafter. The health care cost trend rate assumption has a significant effect on the obligations reported for the health care plans.

A one-percentage change in assumed annual health care cost trend rate would change the service and interest components of retiree medical expense by approximately \$300 - \$400, and the post retirement obligation by approximately \$4,000 - \$5,000 in each year presented.

The following benefit payments, which reflect expected future service as appropriate, are expected to be paid over the next ten years as follows

Year ending June 30				
2012	\$ 35.017	\$ 13.469	\$ (635)	\$ 12.834
2013	34.597	13.815	(707)	13.108
2014	35.974	14.034	(783)	13.251
2015	37.217	14.189	(860)	13.329
2016	38.168	14.307	(576)	13.731
Years 2017-2021	198.914	70.868	(1,046)	69.822
Total	\$ 379,887	140,682	\$ (4,607)	\$ 136,075

For the years ended June 30, 2010 and 2009, there were no changes that would have affected the additions or deductions of the plan. Howard follows the Internal Revenue Service (IRS) guidelines in the administration of the Plan.

Note 19 **Commitments and Contingencies**

(a) ***Federal Awards***

Howard receives substantial revenues from government grants, contracts, and Federal student financial assistance programs authorized by Title IV and Title VII of the Higher Education Act of 1965. Previous compliance audits have reported certain deficiencies in the administration of both the University's Title IV and Title VII programs and its federal grants and contracts. The ultimate determination of amounts received under these programs generally is based upon allowable costs reported to and audited by the government or its designees.

(b) ***Litigation and Other Claims***

During the ordinary course of business, Howard is a party to various litigation and other claims in the ordinary course of business including claims of malpractice by the Hospital and faculty physicians. It is also subject to potential future claims based on findings or accusations arising from past practices under governmental programs and regulations and tort law. In the opinion of management and Howard's general counsel, an appropriate monetary provision has been made to account for probable losses and the ultimate resolution of these matters.

(c) ***Collective Bargaining Agreements***

Howard has several collective bargaining agreements currently in effect with unions representing approximately 1,800 employees. Certain of these agreements are in negotiations and have been extended beyond the stated expiration date.

Note 20 Related Party Transactions

Howard University Board of Trustees founded Howard University Charter Middle School of Mathematics and Science, which operates from premises owned by Howard. For the fiscal years ended June 30, 2011, 2010 and 2009, Howard has contributed to the Middle School as follows:

Cash operating support	\$ 769	\$ 492	\$ 499
Donated computer equipment	231	258	251
Facility leased (market value)	1,009	946	946
Total	\$ 2,009	\$ 1,696	\$ 1,696

Note 21 Subsequent Events

Howard performed an evaluation of subsequent events through October 4, 2011, which is the date the financial statements were issued, noting no additional events which affect the financial statements as of June 30, 2011.