



See a Social Security Number? Say Something!
Report Privacy Problems to <https://public.resource.org/privacy>
Or call the IRS Identity Theft Hotline at 1-800-908-4490



Form **990-PF**

Department of the Treasury
Internal Revenue Service

Return of Private Foundation
or Section 4947(a)(1) Nonexempt Charitable Trust
Treated as a Private Foundation

Note. The foundation may be able to use a copy of this return to satisfy state reporting requirements

OMB No 1545-0052
2010

For calendar year 2010, or tax year beginning 07-01-2010 , and ending 06-30-2011

G Check all that apply

☐ Initial return

☐ Initial return of a former public charity

☐ Final return

☐ Amended return

☐ Address change

☐ Name change

Name of foundation
BERT L AND PATRICIA S STEIGLEDER CHARITABLE

Number and street (or P O box number if mail is not delivered to street address)
US BANK NA P O BOX 2043

City or town, state, and ZIP code
MILWAUKEE, WI 532019668

A Employer identification number
39-6541246

B Telephone number (see page 10 of the instructions)
(414) 765-5047




C If exemption application is pending, check here ☐
D 1. Foreign organizations, check here ☐
2. Foreign organizations meeting the 85% test, check here and attach computation ☐
E If private foundation status was terminated under section 507(b)(1)(A), check here ☐
F If the foundation is in a 60-month termination under section 507(b)(1)(B), check here ☐


H Check type of organization ☒ Section 501(c)(3) exempt private foundation
☐ Section 4947(a)(1) nonexempt charitable trust ☐ Other taxable private foundation

I Fair market value of all assets at end of year (from Part II, col. (c), line 16)
\$ 9,366,383

J Accounting method ☐ Cash ☐ Accrual
☐ Other (specify) _____
(Part I, column (d) must be on cash basis.)

| Part I Analysis of Revenue and Expenses (The total of amounts in columns (b), (c), and (d) may not necessarily equal the amounts in column (a) (see page 11 of the instructions)) | | (a) Revenue and expenses per books | (b) Net investment income | (c) Adjusted net income | (d) Disbursements for charitable purposes (cash basis only) |
|--|---|------------------------------------|---------------------------|-------------------------|---|
| Revenue | 1 Contributions, gifts, grants, etc , received (attach schedule) | | | | |
| | 2 Check <input checked="" type="checkbox"/> if the foundation is not required to attach Sch B | | | | |
| | 3 Interest on savings and temporary cash investments | 2 | 2 | | |
| | 4 Dividends and interest from securities. | 258,307 | 245,947 | | |
| | 5a Gross rents | | | | |
| | b Net rental income or (loss) _____ | | | | |
| | 6a Net gain or (loss) from sale of assets not on line 10 | 677,067 | | | |
| | b Gross sales price for all assets on line 6a _____ 5,751,076 | | | | |
| | 7 Capital gain net income (from Part IV , line 2) | | 677,860 | | |
| | 8 Net short-term capital gain | | | 0 | |
| | 9 Income modifications | | | | |
| | 10a Gross sales less returns and allowances | | | | |
| | b Less Cost of goods sold | | | | |
| | c Gross profit or (loss) (attach schedule) | | | | |
| | 11 Other income (attach schedule) | | | | |
| | 12 Total. Add lines 1 through 11 | 935,376 | 923,809 | | |
| Operating and Administrative Expenses | 13 Compensation of officers, directors, trustees, etc | 79,181 | 71,262 | | 7,918 |
| | 14 Other employee salaries and wages | | 0 | 0 | 0 |
| | 15 Pension plans, employee benefits | | 0 | 0 | |
| | 16a Legal fees (attach schedule) | 18,776 | 9,388 | 0 | 9,388 |
| | b Accounting fees (attach schedule) | 1,500 | 0 | 0 | 1,500 |
| | c Other professional fees (attach schedule) | | | | 0 |
| | 17 Interest | | | | 0 |
| | 18 Taxes (attach schedule) (see page 14 of the instructions) | 1,134 | 2,162 | | 0 |
| | 19 Depreciation (attach schedule) and depletion | 0 | 0 | | |
| | 20 Occupancy | | | | |
| | 21 Travel, conferences, and meetings | 283 | 0 | 0 | 283 |
| | 22 Printing and publications | | 0 | 0 | |
| | 23 Other expenses (attach schedule) | 26 | 26 | | |
| | 24 Total operating and administrative expenses. Add lines 13 through 23 | 100,900 | 82,838 | 0 | 19,089 |
| | 25 Contributions, gifts, grants paid | 416,833 | | | 416,833 |
| | 26 Total expenses and disbursements. Add lines 24 and 25 | 517,733 | 82,838 | 0 | 435,922 |
| | 27 Subtract line 26 from line 12 | | | | |
| | a Excess of revenue over expenses and disbursements | 417,643 | | | |
| | b Net investment income (if negative, enter -0-) | | 840,971 | | |
| | c Adjusted net income (if negative, enter -0-) | | | 0 | |

| Part II Balance Sheets | | Attached schedules and amounts in the description column should be for end-of-year amounts only (See instructions) | Beginning of year | End of year | |
|-----------------------------|---|--|-------------------|---|-----------------------|
| | | | (a) Book Value | (b) Book Value | (c) Fair Market Value |
| Assets | 1 | Cash—non-interest-bearing | | | |
| | 2 | Savings and temporary cash investments | 209,323 | 15,858 | 15,858 |
| | 3 | Accounts receivable ▶ _____ Less allowance for doubtful accounts ▶ _____ | | 0 | 0 |
| | 4 | Pledges receivable ▶ _____ Less allowance for doubtful accounts ▶ _____ | | | |
| | 5 | Grants receivable | | | |
| | 6 | Receivables due from officers, directors, trustees, and other disqualified persons (attach schedule) (see page 15 of the instructions) | | | |
| | 7 | Other notes and loans receivable (attach schedule) ▶ _____ Less allowance for doubtful accounts ▶ _____ 0 | | | |
| | 8 | Inventories for sale or use | | | |
| | 9 | Prepaid expenses and deferred charges | | | |
| | 10a | Investments—U S and state government obligations (attach schedule) | 576,089 | | |
| | b | Investments—corporate stock (attach schedule) | 3,507,530 |  1,814,814 | 2,298,187 |
| | c | Investments—corporate bonds (attach schedule). | 916,811 |  713,108 | 751,474 |
| | 11 | Investments—land, buildings, and equipment basis ▶ _____ Less accumulated depreciation (attach schedule) ▶ _____ | | | |
| | 12 | Investments—mortgage loans | | | |
| | 13 | Investments—other (attach schedule) | 2,748,684 |  5,844,800 | 6,300,864 |
| | 14 | Land, buildings, and equipment basis ▶ _____ Less accumulated depreciation (attach schedule) ▶ _____ | | | |
| 15 | Other assets (describe ▶ _____) | | | | |
| 16 | Total assets (to be completed by all filers—see the instructions Also, see page 1, item I) | 7,958,437 | 8,388,580 | 9,366,383 | |
| Liabilities | 17 | Accounts payable and accrued expenses | | | |
| | 18 | Grants payable | | | |
| | 19 | Deferred revenue | | | |
| | 20 | Loans from officers, directors, trustees, and other disqualified persons | | | |
| | 21 | Mortgages and other notes payable (attach schedule) | | | |
| | 22 | Other liabilities (describe ▶ _____) | | | |
| | 23 | Total liabilities (add lines 17 through 22) | | 0 | |
| Net Assets or Fund Balances | Foundations that follow SFAS 117, check here ▶ <input type="checkbox"/> and complete lines 24 through 26 and lines 30 and 31. | | | | |
| | 24 | Unrestricted | | | |
| | 25 | Temporarily restricted | | | |
| | 26 | Permanently restricted | | | |
| | Foundations that do not follow SFAS 117, check here ▶ <input checked="" type="checkbox"/> and complete lines 27 through 31. | | | | |
| | 27 | Capital stock, trust principal, or current funds | 7,958,437 | 8,388,580 | |
| | 28 | Paid-in or capital surplus, or land, bldg , and equipment fund | | | |
| | 29 | Retained earnings, accumulated income, endowment, or other funds | | | |
| | 30 | Total net assets or fund balances (see page 17 of the instructions) | 7,958,437 | 8,388,580 | |
| | 31 | Total liabilities and net assets/fund balances (see page 17 of the instructions) | 7,958,437 | 8,388,580 | |

| Part III Analysis of Changes in Net Assets or Fund Balances | | |
|---|--|-------------|
| 1 | Total net assets or fund balances at beginning of year—Part II, column (a), line 30 (must agree with end-of-year figure reported on prior year’s return) | 1 7,958,437 |
| 2 | Enter amount from Part I, line 27a | 2 417,643 |
| 3 | Other increases not included in line 2 (itemize) ▶ _____  | 3 12,500 |
| 4 | Add lines 1, 2, and 3 | 4 8,388,580 |
| 5 | Decreases not included in line 2 (itemize) ▶ _____ | 5 0 |
| 6 | Total net assets or fund balances at end of year (line 4 minus line 5)—Part II, column (b), line 30 | 6 8,388,580 |

Part IV

Capital Gains and Losses for Tax on Investment Income

| | | | | |
|---|---------------------------|--|--------------------------------------|----------------------------------|
| (a) List and describe the kind(s) of property sold (e g , real estate, 2-story brick warehouse, or common stock, 200 shs MLC Co) | | (b) How acquired P—Purchase D—Donation | (c) Date acquired (mo , day, yr) | (d) Date sold (mo , day, yr) |
| 1a | See Additional Data Table | | | |
| b | | | | |
| c | | | | |
| d | | | | |
| e | | | | |

| | | | |
|-----------------------------|--|---|--|
| (e) Gross sales price | (f) Depreciation allowed (or allowable) | (g) Cost or other basis plus expense of sale | (h) Gain or (loss) (e) plus (f) minus (g) |
| a See Additional Data Table | | | |
| b | | | |
| c | | | |
| d | | | |
| e | | | |

| | | | |
|---|--------------------------------------|---|---|
| Complete only for assets showing gain in column (h) and owned by the foundation on 12/31/69 | | | (I) Gains (Col (h) gain minus col (k), but not less than -0-) or Losses (from col (h)) |
| (i) F M V as of 12/31/69 | (j) Adjusted basis as of 12/31/69 | (k) Excess of col (i) over col (j), if any | |
| a See Additional Data Table | | | |
| b | | | |
| c | | | |
| d | | | |
| e | | | |

| | | | | |
|---|---|---|---|---------|
| 2 | Capital gain net income or (net capital loss) | { If gain, also enter in Part I, line 7 If (loss), enter -0- in Part I, line 7 } | 2 | 677,860 |
| 3 | Net short-term capital gain or (loss) as defined in sections 1222(5) and (6) If gain, also enter in Part I, line 8, column (c) (see pages 13 and 17 of the instructions) If (loss), enter -0- in Part I, line 8 | | 3 | |

Part V

Qualification Under Section 4940(e) for Reduced Tax on Net Investment Income

(For optional use by domestic private foundations subject to the section 4940(a) tax on net investment income)

If section 4940(d)(2) applies, leave this part blank

Was the foundation liable for the section 4942 tax on the distributable amount of any year in the base period? ☐ Yes ☒ No
If "Yes," the foundation does not qualify under section 4940(e) Do not complete this part

| | | | |
|--|--|--|---|
| 1 Enter the appropriate amount in each column for each year, see page 18 of the instructions before making any entries | | | |
| (a) Base period years Calendar year (or tax year beginning in) | (b) Adjusted qualifying distributions | (c) Net value of noncharitable-use assets | (d) Distribution ratio (col (b) divided by col (c)) |
| 2009 | 440,884 | 8,223,333 | 0 053614 |
| 2008 | 469,422 | 7,865,802 | 0 059679 |
| 2007 | 567,451 | 10,705,007 | 0 053008 |
| 2006 | 531,440 | 10,694,808 | 0 049691 |
| 2005 | 532,510 | 10,433,998 | 0 051036 |

| | | | |
|---|--|---|-----------|
| 2 | Total of line 1, column (d). | 2 | 0 267028 |
| 3 | Average distribution ratio for the 5-year base period—divide the total on line 2 by 5, or by the number of years the foundation has been in existence if less than 5 years | 3 | 0 053406 |
| 4 | Enter the net value of noncharitable-use assets for 2010 from Part X, line 5. | 4 | 8,848,883 |
| 5 | Multiply line 4 by line 3. | 5 | 472,580 |
| 6 | Enter 1% of net investment income (1% of Part I, line 27b). | 6 | 8,410 |
| 7 | Add lines 5 and 6. | 7 | 480,990 |
| 8 | Enter qualifying distributions from Part XII, line 4. | 8 | 435,922 |

If line 8 is equal to or greater than line 7, check the box in Part VI, line 1b, and complete that part using a 1% tax rate See the Part VI instructions on page 18

| Part VIExcise Tax Based on Investment Income (Section 4940(a), 4940(b), 4940(e), or 4948—see page 18 of the instructions) | | | |
|---|---|----|--------|
| 1aExempt operating foundations described in section 4940(d)(2), check here <input type="checkbox"/> and enter "N/A" on line 1 Date of ruling or determination letter _____ (attach copy of letter if necessary—see instructions) | | | |
| bDomestic foundations that meet the section 4940(e) requirements in Part V, check here <input type="checkbox"/> and enter 1% of Part I, line 27b | | 1 | 16,819 |
| cAll other domestic foundations enter 2% of line 27b Exempt foreign organizations enter 4% of Part I, line 12, col (b) | | | |
| 2Tax under section 511 (domestic section 4947(a)(1) trusts and taxable foundations only Others enter -0-) | | 2 | 0 |
| 3Add lines 1 and 2. | | 3 | 16,819 |
| 4Subtitle A (income) tax (domestic section 4947(a)(1) trusts and taxable foundations only Others enter -0-) | | 4 | 0 |
| 5Tax based on investment income. Subtract line 4 from line 3 If zero or less, enter -0- | | 5 | 16,819 |
| 6Credits/Payments | | | |
| a | 2010 estimated tax payments and 2009 overpayment credited to 2010 | 6a | 1,256 |
| b | Exempt foreign organizations—tax withheld at source | 6b | |
| c | Tax paid with application for extension of time to file (Form 8868) | 6c | 0 |
| d | Backup withholding erroneously withheld | 6d | |
| 7Total credits and payments Add lines 6a through 6d. | | 7 | 1,256 |
| 8Enter any penalty for underpayment of estimated tax Check here <input type="checkbox"/> if Form 2220 is attached | | 8 | 0 |
| 9Tax due. If the total of lines 5 and 8 is more than line 7, enter amount owed | | 9 | 15,563 |
| 10Overpayment. If line 7 is more than the total of lines 5 and 8, enter the amount overpaid. | | 10 | |
| 11Enter the amount of line 10 to be Credited to 2011 estimated tax <input type="checkbox"/> Refunded <input type="checkbox"/> | | 11 | 0 |

| Part VII-AStatements Regarding Activities | | | |
|---|--|------|-------|
| 1aDuring the tax year, did the foundation attempt to influence any national, state, or local legislation or did it participate or intervene in any political campaign? | | | YesNo |
| bDid it spend more than \$100 during the year (either directly or indirectly) for political purposes (see page 19 of the instructions for definition)? If the answer is "Yes" to 1a or 1b, attach a detailed description of the activities and copies of any materials published or distributed by the foundation in connection with the activities. | | 1a1b | NoNo |
| cDid the foundation file Form 1120-POL for this year?. | | 1c | No |
| dEnter the amount (if any) of tax on political expenditures (section 4955) imposed during the year (1) On the foundation <input type="checkbox"/> \$ _____ (2) On foundation managers <input type="checkbox"/> \$ _____ | | | |
| eEnter the reimbursement (if any) paid by the foundation during the year for political expenditure tax imposed on foundation managers <input type="checkbox"/> \$ _____ | | | |
| 2Has the foundation engaged in any activities that have not previously been reported to the IRS? If "Yes," attach a detailed description of the activities. | | 2 | No |
| 3Has the foundation made any changes, not previously reported to the IRS, in its governing instrument, articles of incorporation, or bylaws, or other similar instruments? If "Yes," attach a conformed copy of the changes | | 3 | No |
| 4aDid the foundation have unrelated business gross income of \$1,000 or more during the year?. | | 4a | No |
| bIf "Yes," has it filed a tax return on Form 990-T for this year?. | | 4b | |
| 5Was there a liquidation, termination, dissolution, or substantial contraction during the year? If "Yes," attach the statement required by General Instruction T. | | 5 | No |
| 6Are the requirements of section 508(e) (relating to sections 4941 through 4945) satisfied either • By language in the governing instrument, or • By state legislation that effectively amends the governing instrument so that no mandatory directions that conflict with the state law remain in the governing instrument? | | 6 | Yes |
| 7Did the foundation have at least \$5,000 in assets at any time during the year? If "Yes," complete Part II, col (c), and Part XV | | 7 | Yes |
| 8aEnter the states to which the foundation reports or with which it is registered (see page 19 of the instructions) <input type="checkbox"/> WI _____ | | | |
| bIf the answer is "Yes" to line 7, has the foundation furnished a copy of Form 990-PF to the Attorney General (or designate) of each state as required by General Instruction G? If "No," attach explanation . | | 8b | Yes |
| 9Is the foundation claiming status as a private operating foundation within the meaning of section 4942(j)(3) or 4942(j)(5) for calendar year 2010 or the taxable year beginning in 2010 (see instructions for Part XIV on page 27)? If "Yes," complete Part XIV | | 9 | No |
| 10Did any persons become substantial contributors during the tax year? If "Yes," attach a schedule listing their names and addresses | | 10 | No |

Part VII-A

Statements Regarding Activities *(continued)*

| | | | | |
|---|---|----|-----|----|
| 11 | At any time during the year, did the foundation, directly or indirectly, own a controlled entity within the meaning of section 512(b)(13)? If "Yes," attach schedule (see page 20 of the instructions). | 11 | | No |
| 12 | Did the foundation acquire a direct or indirect interest in any applicable insurance contract before August 17, 2008? | 12 | | No |
| 13 | Did the foundation comply with the public inspection requirements for its annual returns and exemption application? | 13 | Yes | |
| Website address N/A | | | | |
| 14 | US BANK NA The books are in care of MK-WI-TWPT Telephone no (414) 765-5047 Located at 777 E WISCONSIN AVE MILWAUKEE WI ZIP+4 53202 | | | |
| 15 | Section 4947(a)(1) nonexempt charitable trusts filing Form 990-PF in lieu of Form 1041—Check here and enter the amount of tax-exempt interest received or accrued during the year. | 15 | | |
| 16 | At any time during calendar year 2010, did the foundation have an interest in or a signature or other authority over a bank, securities, or other financial account in a foreign country? | 16 | | No |
| See page 20 of the instructions for exceptions and filing requirements for Form TD F 90-22.1 If "Yes", enter the name of the foreign country. | | | | |

Part VII-B

Statements Regarding Activities for Which Form 4720 May Be Required

| | | | | |
|---|--|----|-----|----|
| File Form 4720 if any item is checked in the "Yes" column, unless an exception applies. | | | Yes | No |
| 1a | During the year did the foundation (either directly or indirectly) (1) Engage in the sale or exchange, or leasing of property with a disqualified person? (2) Borrow money from, lend money to, or otherwise extend credit to (or accept it from) a disqualified person? (3) Furnish goods, services, or facilities to (or accept them from) a disqualified person? (4) Pay compensation to, or pay or reimburse the expenses of, a disqualified person? (5) Transfer any income or assets to a disqualified person (or make any of either available for the benefit or use of a disqualified person)? (6) Agree to pay money or property to a government official? (Exception. Check "No" if the foundation agreed to make a grant to or to employ the official for a period after termination of government service, if terminating within 90 days). b If any answer is "Yes" to 1a(1)–(6), did any of the acts fail to qualify under the exceptions described in Regulations section 53.4941(d)-3 or in a current notice regarding disaster assistance (see page 20 of the instructions)? Organizations relying on a current notice regarding disaster assistance check here. c Did the foundation engage in a prior year in any of the acts described in 1a, other than excepted acts, that were not corrected before the first day of the tax year beginning in 2010? 2 Taxes on failure to distribute income (section 4942) (does not apply for years the foundation was a private operating foundation defined in section 4942(j)(3) or 4942(j)(5)) a At the end of tax year 2010, did the foundation have any undistributed income (lines 6d and 6e, Part XIII) for tax year(s) beginning before 2010? If "Yes," list the years 20 , 20 , 20 , 20 b Are there any years listed in 2a for which the foundation is not applying the provisions of section 4942(a)(2) (relating to incorrect valuation of assets) to the year's undistributed income? (If applying section 4942(a)(2) to all years listed, answer "No" and attach statement—see page 20 of the instructions). c If the provisions of section 4942(a)(2) are being applied to any of the years listed in 2a, list the years here 20 , 20 , 20 , 20 3a Did the foundation hold more than a 2% direct or indirect interest in any business enterprise at any time during the year? b If "Yes," did it have excess business holdings in 2010 as a result of (1) any purchase by the foundation or disqualified persons after May 26, 1969, (2) the lapse of the 5-year period (or longer period approved by the Commissioner under section 4943(c)(7)) to dispose of holdings acquired by gift or bequest, or (3) the lapse of the 10-, 15-, or 20-year first phase holding period? (Use Schedule C, Form 4720, to determine if the foundation had excess business holdings in 2010.). 4a Did the foundation invest during the year any amount in a manner that would jeopardize its charitable purposes? b Did the foundation make any investment in a prior year (but after December 31, 1969) that could jeopardize its charitable purpose that had not been removed from jeopardy before the first day of the tax year beginning in 2010? | 1b | | No |
| | | 1c | | No |
| | | 2b | | No |
| | | 3b | | |
| | | 4a | | No |
| | | 4b | | No |

Part VII-B

Statements Regarding Activities for Which Form 4720 May Be Required (continued)

5a

During the year did the foundation pay or incur any amount to

(1) Carry on propaganda, or otherwise attempt to influence legislation (section 4945(e))?

Yes

No

(2) Influence the outcome of any specific public election (see section 4955), or to carry on, directly or indirectly, any voter registration drive?

Yes

No

(3) Provide a grant to an individual for travel, study, or other similar purposes?

Yes

No

(4) Provide a grant to an organization other than a charitable, etc , organization described in section 509(a)(1), (2), or (3), or section 4940(d)(2)? (see page 22 of the instructions).

Yes

No

(5) Provide for any purpose other than religious, charitable, scientific, literary, or educational purposes, or for the prevention of cruelty to children or animals?

Yes

No

b

If any answer is "Yes" to 5a(1)–(5), did **any** of the transactions fail to qualify under the exceptions described in Regulations section 53.4945 or in a current notice regarding disaster assistance (see page 22 of the instructions)?

Organizations relying on a current notice regarding disaster assistance check here.

c

If the answer is "Yes" to question 5a(4), does the foundation claim exemption from the tax because it maintained expenditure responsibility for the grant?

Yes

No

If "Yes," attach the statement required by Regulations section 53.4945–5(d).

6a

Did the foundation, during the year, receive any funds, directly or indirectly, to pay premiums on a personal benefit contract?

Yes

No

b

Did the foundation, during the year, pay premiums, directly or indirectly, on a personal benefit contract?

No

If "Yes " to 6b, file Form 8870.

7a

At any time during the tax year, was the foundation a party to a prohibited tax shelter transaction?

Yes

No

b

If yes, did the foundation receive any proceeds or have any net income attributable to the transaction?

5b

7b

No

Part VIII

Information About Officers, Directors, Trustees, Foundation Managers, Highly Paid Employees, and Contractors

1

List all officers, directors, trustees, foundation managers and their compensation (see page 22 of the instructions).

| (a) Name and address | (b) Title, and average hours per week devoted to position | (c) Compensation (If not paid, enter -0-) | (d) Contributions to employee benefit plans and deferred compensation | (e) Expense account, other allowances |
|------------------------------|---|---|---|---------------------------------------|
| US BANK NA | TRUSTEE | 79,181 | | |
| PO BOX 3194 | 40 | | | |
| MILWAUKEE, WI 532013194 | | | | |
| PAUL J TILLEMAN | TRUSTEE | 0 | | |
| 411 E WISCONSIN AVE STE 2040 | 4 | | | |
| MILWAUKEE, WI 53202 | | | | |

2

Compensation of five highest-paid employees (other than those included on line 1—see page 23 of the instructions). If none, enter "NONE."

| (a) Name and address of each employee paid more than \$50,000 | (b) Title, and average hours per week devoted to position | (c) Compensation | (d) Contributions to employee benefit plans and deferred compensation | (e) Expense account, other allowances |
|---|---|------------------|---|---------------------------------------|
| NONE | | | | |
| | | | | |
| | | | | |
| | | | | |
| | | | | |
| | | | | |
| | | | | |
| | | | | |
| | | | | |
| | | | | |

Total

number of other employees paid over \$50,000.

0

Form 990-PF (2010)

Part VIII

Information About Officers, Directors, Trustees, Foundation Managers, Highly Paid Employees, and Contractors (continued)

| 3 Five highest-paid independent contractors for professional services (see page 23 of the instructions). If none, enter "NONE". | | |
|---|---------------------|------------------|
| (a) Name and address of each person paid more than \$50,000 | (b) Type of service | (c) Compensation |
| NONE | | |
| | | |
| | | |
| | | |
| | | |
| | | |
| | | |
| | | |
| | | |
| Total number of others receiving over \$50,000 for professional services. | | 0 |

Part IX-A

Summary of Direct Charitable Activities

| List the foundation's four largest direct charitable activities during the tax year. Include relevant statistical information such as the number of organizations and other beneficiaries served, conferences convened, research papers produced, etc. | Expenses |
|--|----------|
| 1 | |
| | |
| | |
| 2 | |
| | |
| | |
| 3 | |
| | |
| | |
| 4 | |
| | |
| | |

Part IX-B

Summary of Program-Related Investments (see page 24 of the instructions)

| Describe the two largest program-related investments made by the foundation during the tax year on lines 1 and 2 | Amount |
|--|--------|
| 1 | |
| | |
| | |
| 2 | |
| | |
| | |
| All other program-related investments. See page 24 of the instructions. | |
| 3 | |
| | |
| | |
| Total. Add lines 1 through 3. | |

Part X

Minimum Investment Return (All domestic foundations must complete this part. Foreign foundations, see page 24 of the instructions.)

| | | | |
|---|--|----|-----------|
| 1 | Fair market value of assets not used (or held for use) directly in carrying out charitable, etc , purposes | | |
| a | Average monthly fair market value of securities. | 1a | 8,804,404 |
| b | Average of monthly cash balances. | 1b | 179,234 |
| c | Fair market value of all other assets (see page 24 of the instructions). | 1c | 0 |
| d | Total (add lines 1a, b, and c). | 1d | 8,983,638 |
| e | Reduction claimed for blockage or other factors reported on lines 1a and 1c (attach detailed explanation). | 1e | 0 |
| 2 | Acquisition indebtedness applicable to line 1 assets. | 2 | 0 |
| 3 | Subtract line 2 from line 1d. | 3 | 8,983,638 |
| 4 | Cash deemed held for charitable activities Enter 1 1/2% of line 3 (for greater amount, see page 25 of the instructions). | 4 | 134,755 |
| 5 | Net value of noncharitable-use assets. Subtract line 4 from line 3 Enter here and on Part V, line 4 | 5 | 8,848,883 |
| 6 | Minimum investment return. Enter 5% of line 5. | 6 | 442,444 |

Part XI

Distributable Amount (see page 25 of the instructions) (Section 4942(j)(3) and (j)(5) private operating foundations and certain foreign organizations check here ☒ and do not complete this part.)

| | | | |
|----|---|----|---------|
| 1 | Minimum investment return from Part X, line 6. | 1 | 442,444 |
| 2a | Tax on investment income for 2010 from Part VI, line 5. | 2a | 16,819 |
| b | Income tax for 2010 (This does not include the tax from Part VI). | 2b | |
| c | Add lines 2a and 2b. | 2c | 16,819 |
| 3 | Distributable amount before adjustments Subtract line 2c from line 1. | 3 | 425,625 |
| 4 | Recoveries of amounts treated as qualifying distributions. | 4 | 12,500 |
| 5 | Add lines 3 and 4. | 5 | 438,125 |
| 6 | Deduction from distributable amount (see page 25 of the instructions). | 6 | 0 |
| 7 | Distributable amount as adjusted Subtract line 6 from line 5 Enter here and on Part XIII, line 1. | 7 | 438,125 |

Part XII

Qualifying Distributions (see page 25 of the instructions)

| | | | |
|--|---|----|---------|
| 1 | Amounts paid (including administrative expenses) to accomplish charitable, etc , purposes | | |
| a | Expenses, contributions, gifts, etc —total from Part I, column (d), line 26. | 1a | 435,922 |
| b | Program-related investments—total from Part IX-B. | 1b | 0 |
| 2 | Amounts paid to acquire assets used (or held for use) directly in carrying out charitable, etc , purposes. | 2 | 0 |
| 3 | Amounts set aside for specific charitable projects that satisfy the | | |
| a | Suitability test (prior IRS approval required). | 3a | 0 |
| b | Cash distribution test (attach the required schedule). | 3b | 0 |
| 4 | Qualifying distributions. Add lines 1a through 3b Enter here and on Part V, line 8, and Part XIII, line 4 | 4 | 435,922 |
| 5 | Foundations that qualify under section 4940(e) for the reduced rate of tax on net investment income Enter 1% of Part I, line 27b (see page 26 of the instructions). | 5 | 0 |
| 6 | Adjusted qualifying distributions. Subtract line 5 from line 4. | 6 | 435,922 |
| Note: The amount on line 6 will be used in Part V, column (b), in subsequent years when calculating whether the foundation qualifies for the section 4940(e) reduction of tax in those years | | | |

Part XIII

Undistributed Income (see page 26 of the instructions)

| | | | | | |
|----|---|---------------|----------------------------|-------------|-------------|
| | | (a) Corpus | (b) Years prior to 2009 | (c) 2009 | (d) 2010 |
| 1 | Distributable amount for 2010 from Part XI, line 7 | | | | 438,125 |
| 2 | Undistributed income, if any, as of the end of 2010 | | | | |
| a | Enter amount for 2009 only. | | | 0 | |
| b | Total for prior years 2008 , 20__ , 20__ | | 0 | | |
| 3 | Excess distributions carryover, if any, to 2010 | | | | |
| a | From 2005. | | | | 22,719 |
| b | From 2006. | | | | 11,839 |
| c | From 2007. | | | | 39,965 |
| d | From 2008. | | | | 78,972 |
| e | From 2009. | | | | 32,225 |
| f | Total of lines 3a through e. | 185,720 | | | |
| 4 | Qualifying distributions for 2010 from Part XII, line 4 ➤ \$ 435,922 | | | | |
| a | Applied to 2009, but not more than line 2a | | | 0 | |
| b | Applied to undistributed income of prior years (Election required—see page 26 of the instructions) | | 0 | | |
| c | Treated as distributions out of corpus (Election required—see page 26 of the instructions). . . | 0 | | | |
| d | Applied to 2010 distributable amount. | | | | 435,922 |
| e | Remaining amount distributed out of corpus | 0 | | | |
| 5 | Excess distributions carryover applied to 2010 (If an amount appears in column (d), the same amount must be shown in column (a).) | 2,203 | | | 2,203 |
| 6 | Enter the net total of each column as indicated below: | | | | |
| a | Corpus Add lines 3f, 4c, and 4e Subtract line 5 | 183,517 | | | |
| b | Prior years' undistributed income Subtract line 4b from line 2b. | | 0 | | |
| c | Enter the amount of prior years' undistributed income for which a notice of deficiency has been issued, or on which the section 4942(a) tax has been previously assessed. | | 0 | | |
| d | Subtract line 6c from line 6b Taxable amount—see page 27 of the instructions . . . | | 0 | | |
| e | Undistributed income for 2009 Subtract line 4a from line 2a Taxable amount—see page 27 of the instructions | | | 0 | |
| f | Undistributed income for 2010 Subtract lines 4d and 5 from line 1 This amount must be distributed in 2011 | | | | 0 |
| 7 | Amounts treated as distributions out of corpus to satisfy requirements imposed by section 170(b)(1)(F) or 4942(g)(3) (see page 27 of the instructions) | 0 | | | |
| 8 | Excess distributions carryover from 2005 not applied on line 5 or line 7 (see page 27 of the instructions) | 20,516 | | | |
| 9 | Excess distributions carryover to 2011. Subtract lines 7 and 8 from line 6a | 163,001 | | | |
| 10 | Analysis of line 9 | | | | |
| a | Excess from 2006. . . . | | | | 11,839 |
| b | Excess from 2007. . . . | | | | 39,965 |
| c | Excess from 2008. . . . | | | | 78,972 |
| d | Excess from 2009. . . . | | | | 32,225 |
| e | Excess from 2010. . . . | | | | |

Part XIV

Private Operating Foundations (see page 27 of the instructions and Part VII-A, question 9)

1a

If the foundation has received a ruling or determination letter that it is a private operating foundation, and the ruling is effective for 2010, enter the date of the ruling.

b

Check box to indicate whether the organization is a private operating foundation described in section 4942(j)(3) or 4942(j)(5)

☐ 4942(j)(3) or ☐ 4942(j)(5)

| | | | | | | |
|----|--|----------|---------------|----------|----------|-----------|
| 2a | Enter the lesser of the adjusted net income from Part I or the minimum investment return from Part X for each year listed. | Tax year | Prior 3 years | | | (e) Total |
| | | (a) 2010 | (b) 2009 | (c) 2008 | (d) 2007 | |
| | | | | | | |
| b | 85% of line 2a | | | | | |
| c | Qualifying distributions from Part XII, line 4 for each year listed. | | | | | |
| d | Amounts included in line 2c not used directly for active conduct of exempt activities. | | | | | |
| e | Qualifying distributions made directly for active conduct of exempt activities. Subtract line 2d from line 2c. | | | | | |
| 3 | Complete 3a, b, or c for the alternative test relied upon | | | | | |
| a | "Assets" alternative test—enter | | | | | |
| | (1) Value of all assets | | | | | |
| | (2) Value of assets qualifying under section 4942(j)(3)(B)(i) | | | | | |
| b | "Endowment" alternative test— enter 2/3 of minimum investment return shown in Part X, line 6 for each year listed. | | | | | |
| c | "Support" alternative test—enter | | | | | |
| | (1) Total support other than gross investment income (interest, dividends, rents, payments on securities loans (section 512(a)(5)), or royalties). | | | | | |
| | (2) Support from general public and 5 or more exempt organizations as provided in section 4942(j)(3)(B)(iii). | | | | | |
| | (3) Largest amount of support from an exempt organization | | | | | |
| | (4) Gross investment income | | | | | |

Part XV

Supplementary Information (Complete this part only if the organization had \$5,000 or more in assets at any time during the year—see page 27 of the instructions.)

1

Information Regarding Foundation Managers:

a

List any managers of the foundation who have contributed more than 2% of the total contributions received by the foundation before the close of any tax year (but only if they have contributed more than \$5,000) (See section 507(d)(2))

NONE

b

List any managers of the foundation who own 10% or more of the stock of a corporation (or an equally large portion of the ownership of a partnership or other entity) of which the foundation has a 10% or greater interest

NONE

2

Information Regarding Contribution, Grant, Gift, Loan, Scholarship, etc., Programs:

Check here ☐ if the foundation only makes contributions to preselected charitable organizations and does not accept unsolicited requests for funds. If the foundation makes gifts, grants, etc. (see page 28 of the instructions) to individuals or organizations under other conditions, complete items 2a, b, c, and d.

a

The name, address, and telephone number of the person to whom applications should be addressed

BERT L PATRICIA S STEIGLEDER CH
411 E WISCONSIN AVE STE 2040
MILWAUKEE, WI 532024426
(414) 277-5000

b

The form in which applications should be submitted and information and materials they should include

INQUIRIES AND APPLICATIONS SHOULD BE IN WRITING

c

Any submission deadlines

NONE

d

Any restrictions or limitations on awards, such as by geographical areas, charitable fields, kinds of institutions, or other factors

SEE FOOTNOTE FOR GUIDELINES AND RESTRICTIONS AND LIMITATIONS ON AWARDS

Part XV

Supplementary Information (continued)

3 Grants and Contributions Paid During the Year or Approved for Future Payment

| Recipient | If recipient is an individual, show any relationship to any foundation manager or substantial contributor | Foundation status of recipient | Purpose of grant or contribution | Amount |
|---|--|--------------------------------------|-------------------------------------|---------|
| Name and address (home or business) | | | | |
| a Paid during the year See Additional Data Table | | | | |
| Total | | | ▶ 3a | 416,833 |
| b Approved for future payment | | | | |
| Total | | | ▶ 3b | |

| Enter gross amounts unless otherwise indicated | Unrelated business income | | Excluded by section 512, 513, or 514 | | (e) Related or exempt function income (See page 28 of the instructions) |
|---|---------------------------|---------------|--------------------------------------|---------------|--|
| | (a) Business code | (b) Amount | (c) Exclusion code | (d) Amount | |
| 1 Program service revenue | | | | | |
| a _____ | | | | | |
| b _____ | | | | | |
| c _____ | | | | | |
| d _____ | | | | | |
| e _____ | | | | | |
| f _____ | | | | | |
| g Fees and contracts from government agencies | | | | | |
| 2 Membership dues and assessments. | | | | | |
| 3 Interest on savings and temporary cash investments | | | 14 | 2 | |
| 4 Dividends and interest from securities. | | | 14 | 258,307 | |
| 5 Net rental income or (loss) from real estate | | | | | |
| a Debt-financed property. | | | | | |
| b Not debt-financed property. | | | | | |
| 6 Net rental income or (loss) from personal property | | | | | |
| 7 Other investment income. | | | | | |
| 8 Gain or (loss) from sales of assets other than inventory | | | 18 | 677,067 | |
| 9 Net income or (loss) from special events | | | | | |
| 10 Gross profit or (loss) from sales of inventory. . . | | | | | |
| 11 Other revenue a _____ | | | | | |
| b _____ | | | | | |
| c _____ | | | | | |
| d _____ | | | | | |
| e _____ | | | | | |
| 12 Subtotal Add columns (b), (d), and (e). | | | | 935,376 | |
| 13 Total. Add line 12, columns (b), (d), and (e). | | | | | 935,376 |

[illegible]

Part XVII

Information Regarding Transfers To and Transactions and Relationships With Noncharitable Exempt Organizations

1

Did the organization directly or indirectly engage in any of the following with any other organization described in section 501(c) of the Code (other than section 501(c)(3) organizations) or in section 527, relating to political organizations?

a

Transfers from the reporting foundation to a noncharitable exempt organization of

1

Cash.

1a(1)

No

2

Other assets.

1a(2)

No

b

Other transactions

1

Sales of assets to a noncharitable exempt organization.

1b(1)

No

2

Purchases of assets from a noncharitable exempt organization.

1b(2)

No

3

Rental of facilities, equipment, or other assets.

1b(3)

No

4

Reimbursement arrangements.

1b(4)

No

5

Loans or loan guarantees.

1b(5)

No

6

Performance of services or membership or fundraising solicitations.

1b(6)

No

c

Sharing of facilities, equipment, mailing lists, other assets, or paid employees.

1c

No

d

If the answer to any of the above is "Yes," complete the following schedule. Column (b) should always show the fair market value of the goods, other assets, or services given by the reporting foundation. If the foundation received less than fair market value in any transaction or sharing arrangement, show in column (d) the value of the goods, other assets, or services received.

| (a) Line No | (b) Amount involved | (c) Name of noncharitable exempt organization | (d) Description of transfers, transactions, and sharing arrangements |
|-------------|---------------------|---|--|
| | | | |
| | | | |
| | | | |
| | | | |
| | | | |
| | | | |
| | | | |
| | | | |
| | | | |
| | | | |
| | | | |
| | | | |
| | | | |
| | | | |
| | | | |
| | | | |
| | | | |
| | | | |
| | | | |
| | | | |

2a

Is the foundation directly or indirectly affiliated with, or related to, one or more tax-exempt organizations described in section 501(c) of the Code (other than section 501(c)(3)) or in section 527?

☐

Yes

☒

No

b

If "Yes," complete the following schedule.

| (a) Name of organization | (b) Type of organization | (c) Description of relationship |
|--------------------------|--------------------------|---------------------------------|
|--------------------------|--------------------------|---------------------------------|

Sign Here

Under penalties of perjury, I declare that I have examined this return, including accompanying schedules and statements, and to the best of my knowledge and belief, it is true, correct, and complete. Declaration of preparer (other than taxpayer or fiduciary) is based on all information of which preparer has any knowledge.

Signature of officer or trustee

2011-09-22

Date

Title

Paid Preparer's Use Only

Preparer's Signature

Firm's name

Firm's address

Date

Check if self-employed

Firm's EIN

Phone no

PTIN

Form 990-PF (2010)

Additional Data

Software ID:

Software Version:

EIN: 39-6541246

Name: BERT L AND PATRICIA S STEIGLEDER CHARITABLE

Form 990PF Part IV - Capital Gains and Losses for Tax on Investment Income - Columns a - d

| (a) List and describe the kind(s) of property sold (e g , real estate, 2-story brick warehouse, or common stock, 200 shs MLC Co) | | (b) How acquired P—Purchase D—Donation | (c) Date acquired (mo , day, yr) | (d) Date sold (mo , day, yr) |
|---|--|--|--------------------------------------|----------------------------------|
| A | 259 ABB LTD A D R | | 2007-12-03 | 2010-08-20 |
| B | 1200 ABBOTT LABS | | 2006-08-31 | 2011-04-11 |
| C | 275 ABBOTT LABS | | 2006-08-31 | 2011-04-26 |
| D | 92 AGRIMUM INC | | 2007-12-03 | 2010-08-20 |
| E | 1600 ALLSTATE CORP | | 2006-08-02 | 2011-04-11 |
| F | 1456 838 AMERICAN CENTY INTL BOND FD INSTL | | 2011-04-25 | 2011-05-27 |
| G | 718 AMERICAN TOWER CORP | | 2009-01-30 | 2011-04-11 |
| H | 1975 AMGEN INC | | 2006-11-16 | 2011-04-11 |
| I | 149 ANGLO AMERICAN PLC A D R | | 2007-12-03 | 2010-08-20 |
| J | 197 1 APACHE CORP | | 2003-01-16 | 2011-04-11 |
| K | 100 APACHE CORP | | 2003-04-14 | 2011-04-11 |
| L | 473 9 APACHE CORP | | 2004-05-13 | 2011-04-11 |
| M | 229 APACHE CORP | | 2003-01-16 | 2011-04-26 |
| N | 222 APPLE INC | | 2004-06-17 | 2011-04-11 |
| O | 81 ARCELORMITTAL NY REGISTERED | | 2010-02-11 | 2010-07-14 |
| P | 76 ARCELORMITTAL NY REGISTERED | | 2010-02-11 | 2010-07-27 |
| Q | 125 ASTRAZENECA P L C SPSD A D R | | 2008-08-15 | 2010-08-20 |
| R | 224 ATLAS COPCO AB A D R CL B | | 2007-12-03 | 2010-08-20 |
| S | 220 AXA A D R | | 2007-12-03 | 2010-08-20 |
| T | 47 B A S F A G A D R | | 2010-03-10 | 2010-08-20 |
| U | 153 B N P PARIBAS S A A D R | | 2010-05-11 | 2010-08-20 |
| V | 3500 BANK OF AMERICA CORP | | 2009-10-16 | 2011-04-11 |
| W | 4000 IPATH DOW JONES UBS COMMODITY | | 2009-07-21 | 2011-03-01 |
| X | 98 BARCLAYS PLC A D R | | 2009-08-21 | 2010-08-20 |
| Y | 126 BARCLAYS PLC A D R | | 2009-05-06 | 2010-08-20 |
| Z | 150000 BARCLAYS 18MO 200% EEM #AI# 3/03/11 | | 2009-08-28 | 2011-03-03 |
| AA | 600 BAXTER INTL INC | | 2008-05-28 | 2011-04-11 |
| AB | 111 BAYERISCHE MOTOREN WERKE UNSPN A D R | | 2010-07-14 | 2010-08-20 |
| AC | 289 BECTON DICKINSON AND CO | | 2009-04-22 | 2011-04-11 |
| AD | 111 BECTON DICKINSON AND CO | | 2009-04-22 | 2011-04-26 |

Form 990PF Part IV - Capital Gains and Losses for Tax on Investment Income - Columns a - d

| (a) List and describe the kind(s) of property sold (e g , real estate, 2-story brick warehouse, or common stock, 200 shs MLC Co) | | (b) How acquired P—Purchase D—Donation | (c) Date acquired (mo , day, yr) | (d) Date sold (mo , day, yr) |
|---|--|--|--------------------------------------|----------------------------------|
| AE | 1062 BEST BUY CO INC | | 2005-12-13 | 2011-04-11 |
| AF | 64 BOC HONG KONG HLDGS LTD A D R | | 2009-09-11 | 2010-08-20 |
| AG | 74 BOC HONG KONG HLDGS LTD A D R | | 2008-06-13 | 2010-08-20 |
| AH | 2218 BRISTOL-MYERS SQUIBB CO | | 2009-01-29 | 2011-04-11 |
| AI | 282 BRISTOL-MYERS SQUIBB CO | | 2009-01-29 | 2011-04-26 |
| AJ | 161 BRITISH AMERN TOB PLC ADR | | 2008-12-09 | 2010-08-20 |
| AK | 17 CNOOC LTD A D R | | 2010-03-10 | 2010-08-20 |
| AL | 1566 CVS CAREMARK CORP | | 2006-10-06 | 2011-04-11 |
| AM | 784 CVS CAREMARK CORP | | 2003-09-18 | 2011-04-26 |
| AN | 56 CANON INC SPONS A D R | | 2010-05-10 | 2010-08-20 |
| AO | 72 CANON INC SPONS A D R | | 2009-07-16 | 2010-08-20 |
| AP | 66 CENTRAL EUROPEAN DISTRIBUTION CORP | | 2009-08-26 | 2010-08-20 |
| AQ | 58 CENTRAL EUROPEAN DISTRIBUTION CORP | | 2009-04-14 | 2010-08-20 |
| AR | 2000 CISCO SYS INC | | 2007-05-14 | 2011-04-11 |
| AS | 339 CLIFFS NATURAL RESOURCES INC | | 2009-07-22 | 2011-04-11 |
| AT | 127 CLIFFS NATURAL RESOURCES INC | | 2009-07-22 | 2011-04-26 |
| AU | 57 CLIFFS NATURAL RESOURCES INC | | 2009-07-22 | 2011-05-13 |
| AV | 1394 CONOCOPHILLIPS | | 2006-05-24 | 2011-04-11 |
| AW | 343 CONOCOPHILLIPS | | 2001-02-05 | 2011-04-26 |
| AX | 15381 095 CREDIT SUISSE COMM RET ST CO | | 2010-11-23 | 2011-04-25 |
| AY | 160 DBS GROUP HLDGS LTD | | 2009-05-05 | 2010-08-20 |
| AZ | 82 DESARROLLADORA HOMEX A D R | | 2010-02-16 | 2010-08-20 |
| BA | 93 DESARROLLADORA HOMEX A D R | | 2009-04-14 | 2010-08-20 |
| BB | 100000 DEUTSCHE BK AG 5 000% 10/12/10 | | 2008-05-09 | 2010-10-12 |
| BC | 43 DIAGEO PLC SPONSORED A D R | | 2008-09-11 | 2010-08-20 |
| BD | 86 E ON A G A D R | | 2008-03-31 | 2010-08-20 |
| BE | 33 DELHAIZE GROUP SPONS A D R | | 2010-07-15 | 2010-08-20 |
| BF | 1000 EXELON CORPORATION | | 2010-01-13 | 2011-04-11 |
| BG | 1443 EXXON MOBIL CORP | | 2006-08-04 | 2011-04-11 |
| BH | 157 EXXON MOBIL CORP | | 2006-06-14 | 2011-04-26 |

Form 990PF Part IV - Capital Gains and Losses for Tax on Investment Income - Columns a - d

| (a) List and describe the kind(s) of property sold (e g , real estate, 2-story brick warehouse, or common stock, 200 shs MLC Co) | | (b) How acquired P—Purchase D—Donation | (c) Date acquired (mo , day, yr) | (d) Date sold (mo , day, yr) |
|--|---|--|--------------------------------------|----------------------------------|
| BI | 371 545 NUVEEN HIGH INCOME BOND FD CL Y | | 2011-03-04 | 2011-03-14 |
| BJ | 159 FOCUS MEDIA HOLDING A D R | | 2010-06-09 | 2010-08-20 |
| BK | 87 FOMENTO ECONOMICO MEX SP A D R | | 2007-12-03 | 2010-08-20 |
| BL | 750 FRANKLIN RES INC | | 2007-05-09 | 2011-04-11 |
| BM | 0596 FRONTIER COMMUNICATIONS CORP | | 2007-05-09 | 2010-07-13 |
| BN | 360 FRONTIER COMMUNICATIONS CORP | | 2007-05-09 | 2010-08-13 |
| BO | 154 FUJIFILM HOLDINGS A D R | | 2010-04-23 | 2010-08-20 |
| BP | 96 FUJIFILM HOLDINGS A D R | | 2008-12-17 | 2010-08-20 |
| BQ | 3900 GENERAL ELEC CO | | 2006-11-20 | 2011-04-11 |
| BR | 115 GLAXO SMITHKLINE P L C A D R | | 2009-02-11 | 2010-08-20 |
| BS | 200 GOLDMAN SACHS GROUP INC | | 2010-04-09 | 2011-04-11 |
| BT | 112 GOLDMAN SACHS GROUP INC | | 2010-05-10 | 2011-04-26 |
| BU | 2188 HEWLETT PACKARD CO | | 2005-12-23 | 2011-04-11 |
| BV | 362 HEWLETT PACKARD CO | | 2006-09-19 | 2011-04-26 |
| BW | 91 HONDA MOTOR CO LTD A D R | | 2010-02-16 | 2010-08-20 |
| BX | 133 HONDA MOTOR CO LTD A D R | | 2007-12-03 | 2010-08-20 |
| BY | 1650 ILLINOIS TOOL WKS INC | | 2006-08-16 | 2011-04-11 |
| BZ | 3250 INTEL CORP | | 2005-10-05 | 2011-04-11 |
| CA | 152 INTERCONTINENTAL HTLS GRP PLSPONS | | 2010-08-06 | 2010-08-20 |
| CB | 1075 J P MORGAN CHASE CO | | 2007-05-09 | 2011-04-11 |
| CC | 525 J P MORGAN CHASE CO | | 2002-12-02 | 2011-04-26 |
| CD | 310 JOHNSON & JOHNSON | | 2003-10-30 | 2011-04-11 |
| CE | 250 JOHNSON & JOHNSON | | 2005-12-06 | 2011-04-11 |
| CF | 1150 JOHNSON & JOHNSON | | 2006-11-21 | 2011-04-11 |
| CG | 340 JOHNSON & JOHNSON | | 2003-10-30 | 2011-04-26 |
| CH | 776 KEPPEL CORP LTD SPONS A D R | | 2007-12-03 | 2010-08-20 |
| CI | 5000 KEYCORP NEW | | 2010-01-19 | 2011-04-11 |
| CJ | 753 MCDONALDS CORP | | 2006-02-24 | 2011-04-11 |
| CK | 355 MCDONALDS CORP | | 2004-10-27 | 2011-04-26 |
| CL | 1900 MEDTRONIC INC | | 2006-04-21 | 2011-04-11 |

Form 990PF Part IV - Capital Gains and Losses for Tax on Investment Income - Columns a - d

| (a) List and describe the kind(s) of property sold (e g , real estate, 2-story brick warehouse, or common stock, 200 shs MLC Co) | | (b) How acquired P—Purchase D—Donation | (c) Date acquired (mo , day, yr) | (d) Date sold (mo , day, yr) |
|--|--|--|--------------------------------------|----------------------------------|
| CM | 4675 MICROSOFT CORP | | 2006-02-10 | 2011-04-11 |
| CN | 737 MITSUBISHI UFJ FINL GRP A D R | | 2008-05-09 | 2010-08-20 |
| CO | 10 MITSUI & CO LTD SPSD ADR | | 2009-12-10 | 2010-08-12 |
| CP | 1 MITSUI & CO LTD SPSD ADR | | 2009-06-30 | 2010-08-12 |
| CQ | 19 MITSUI & CO LTD SPSD ADR | | 2009-06-30 | 2010-08-20 |
| CR | 750 MORGAN STANLEY | | 2007-02-20 | 2011-04-11 |
| CS | 1160 NATIONAL OILWELL VARCO INC | | 2004-10-19 | 2011-04-11 |
| CT | 300 NATIONAL OILWELL VARCO INC | | 2004-01-29 | 2011-04-11 |
| CU | 161 NATIONAL OILWELL VARCO INC | | 2004-02-05 | 2011-04-11 |
| CV | 179 NATIONAL OILWELL VARCO INC | | 2004-02-05 | 2011-04-26 |
| CW | 255 NESTLE SA SPONSORED A D R | | 2008-10-29 | 2010-08-20 |
| CX | 969 836 NEUBERGER BERMAN GENESIS INSTL FD | | 2009-08-17 | 2011-03-14 |
| CY | 1041 554 NEUBERGER BERMAN GENESIS INSTL FD | | 2009-01-29 | 2011-05-13 |
| CZ | 112 NIDEC CORPORATION A D R | | 2010-04-23 | 2010-08-20 |
| DA | 177 NISSAN MTR LTD SPONSORED ADR | | 2009-12-10 | 2010-08-20 |
| DB | 210 NOVARTIS AG A D R | | 2008-08-28 | 2010-08-20 |
| DC | 869 852 NUVEEN REAL ESTATE SECURIT CL I | | 2008-02-05 | 2011-04-11 |
| DD | 4932 087 NUVEEN REAL ESTATE SECURIT CL I | | 2008-02-05 | 2011-04-26 |
| DE | 2774 565 NUVEEN MID CAP VALUE FUND CL I | | 2006-11-29 | 2011-04-11 |
| DF | 29 LUKOIL SPON A D R | | 2009-08-27 | 2010-08-20 |
| DG | 47 LUKOIL SPON A D R | | 2009-05-15 | 2010-08-20 |
| DH | 419 ORACLE CORPORATION | | 2008-09-22 | 2011-04-11 |
| DI | 297 ORACLE CORPORATION | | 2008-09-22 | 2011-04-26 |
| DJ | 78 ORIX CORP SPONS A D R | | 2009-08-19 | 2010-08-20 |
| DK | 1000 P G E CORP | | 2009-01-30 | 2011-04-11 |
| DL | 200 P G E CORP | | 2009-01-30 | 2011-04-26 |
| DM | 5229 143 PIMCO TOTAL RETURN FUND INST | | 2009-08-17 | 2010-11-23 |
| DN | 10537 277 PIMCO TOTAL RETURN FUND INST | | 2009-08-17 | 2011-05-13 |
| DO | 825 PEPSICO INC | | 2006-01-27 | 2011-04-11 |
| DP | 77 PEPSICO INC | | 2002-12-10 | 2011-04-11 |

Form 990PF Part IV - Capital Gains and Losses for Tax on Investment Income - Columns a - d

| (a) List and describe the kind(s) of property sold (e g , real estate, 2-story brick warehouse, or common stock, 200 shs MLC Co) | | (b) How acquired P—Purchase D—Donation | (c) Date acquired (mo , day, yr) | (d) Date sold (mo , day, yr) |
|---|---|--|--------------------------------------|----------------------------------|
| DQ | 98 PEPSICO INC | | 2002-12-10 | 2011-04-26 |
| DR | 192 PETROLEO BRASILEIRO SPON A D R | | 2007-12-03 | 2010-08-20 |
| DS | 1499 PFIZER INC | | 2009-10-15 | 2011-04-11 |
| DT | 495 PFIZER INC | | 2009-10-15 | 2011-04-26 |
| DU | 979 PROCTER & GAMBLE CO | | 2006-03-16 | 2011-04-11 |
| DV | 1675 QUALCOMM INC | | 2006-07-20 | 2011-04-11 |
| DW | 67 RWE AG A D R | | 2007-12-03 | 2010-08-20 |
| DX | 5000 REGIONS FINL CORP | | 2010-01-19 | 2011-04-11 |
| DY | 500 RESEARCH IN MOTION | | 2008-01-11 | 2011-04-11 |
| DZ | 96 ROCHE HLDG LTD A D R | | 2007-12-03 | 2010-08-20 |
| EA | 2539 071 T ROWE PRICE MID CAP GROWTH FUND | | 2006-02-24 | 2011-04-11 |
| EB | 250 KONINKLIJKE (ROYAL) KPN NV SP ADR | | 2007-12-03 | 2010-08-20 |
| EC | 97 SANOFI A D R | | 2008-09-11 | 2010-08-20 |
| ED | 186 SCHLUMBERGER LTD | | 2004-02-11 | 2011-04-26 |
| EE | 27 SIEMENS AG A D R | | 2010-07-28 | 2010-08-20 |
| EF | 191 SOCIETE GENERALE FRANCE SPONSOR ADR | | 2009-10-15 | 2010-08-20 |
| EG | 107 STATOIL ASA A D R | | 2007-12-03 | 2010-08-20 |
| EH | 59 SWISS REINSURANCE CO SPSP ADR | | 2010-01-13 | 2010-08-20 |
| EI | 2000 TARGET CORPORATION | | 2008-04-29 | 2011-04-11 |
| EJ | 99 TELEFONICA SA SPON A D R | | 2009-03-04 | 2010-08-20 |
| EK | 1500 TERADATA CORP DEL | | 2010-05-10 | 2011-04-26 |
| EL | 1907 TEXAS INSTRUMENTS INC | | 2005-10-25 | 2011-04-11 |
| EM | 143 TEXAS INSTRUMENTS INC | | 2005-10-25 | 2011-04-26 |
| EN | 465 THOMPSON CREEK METALS CO INC | | 2009-11-10 | 2010-08-20 |
| EO | 166 TOKIO MARINE HOLDINGS A D R | | 2008-12-15 | 2010-08-20 |
| EP | 124 TOTAL S A A D R | | 2007-12-03 | 2010-08-20 |
| EQ | 396 TURKCELL ILETISIM HIZMET A D R | | 2007-12-03 | 2010-08-20 |
| ER | 205 UNILEVER PLC SPSP ADR | | 2009-03-12 | 2010-08-20 |
| ES | 600000 U S TREAS BD STRIP 11/15/10 | | 2006-08-28 | 2010-11-15 |
| ET | 840 UNITED TECHNOLOGIES CORP | | 2005-10-18 | 2011-04-11 |

Form 990PF Part IV - Capital Gains and Losses for Tax on Investment Income - Columns a - d

| (a) List and describe the kind(s) of property sold (e g , real estate, 2-story brick warehouse, or common stock, 200 shs MLC Co) | | (b) How acquired P—Purchase D—Donation | (c) Date acquired (mo , day, yr) | (d) Date sold (mo , day, yr) |
|---|--|--|--------------------------------------|----------------------------------|
| EU | 144 UNITED TECHNOLOGIES CORP | | 2005-10-18 | 2011-04-26 |
| EV | 100 UNITED TECHNOLOGIES CORP | | 2006-12-19 | 2011-04-26 |
| EW | 216 VALE SA SP A D R | | 2007-12-03 | 2010-08-20 |
| EX | 840 VERIZON COMMUNICATIONS INC | | 2007-05-09 | 2011-04-11 |
| EY | 660 VERIZON COMMUNICATIONS INC | | 2007-05-09 | 2011-04-26 |
| EZ | 114 VODAFONE GROUP PLC A D R | | 2010-08-06 | 2010-08-20 |
| FA | 224 VOLVO AB SPONSORED A D R | | 2010-04-27 | 2010-08-20 |
| FB | 1200 WAL MART STORES INC | | 2005-12-23 | 2011-04-11 |
| FC | 3991 WELLS FARGO CO | | 2006-11-22 | 2011-04-11 |
| FD | 459 WELLS FARGO CO | | 2006-11-22 | 2011-04-26 |
| FE | 2000 WILLIAMS COS INC | | 2010-01-13 | 2011-04-11 |
| FF | 109 ZURICH FINANCIAL SVCS A D R | | 2008-12-04 | 2010-08-20 |
| FG | 1482 ACCENTURE PLC CL A | | 2006-11-27 | 2011-04-11 |
| FH | 311 ACCENTURE PLC CL A | | 2003-04-21 | 2011-04-26 |
| FI | 61 CENTRAL EUROPEAN MEDIA ENT A | | 2009-04-14 | 2010-08-06 |
| FJ | 1250 INGERSOLL RAND PLC | | 2010-01-13 | 2011-04-11 |
| FK | SECURITIES LITIGATION PROCEEDS FROM BIOVAIL CORP | | | 2011-04-18 |
| FL | SECURITIES LITIGATION PROCEEDS FROM CARDINAL HEALTH INC | | | 2010-11-12 |
| FM | SECURITIES LITIGATION PROCEEDS FROM EL PASO ELECTRIC | | | 2010-11-29 |
| FN | SECURITIES LITIGATION PROCEEDS FROM ENRON CORP | | | 2011-01-19 |
| FO | SECURITIES LITIGATION PROCEEDS FROM HEALTHSOUTH CORP | | | 2010-07-29 |
| FP | SECURITIES LITIGATION PROCEEDS FROM HEALTHSOUTH CORP | | | 2010-07-30 |
| FQ | SECURITIES LITIGATION PROCEEDS FROM HEALTHSOUTH CORP | | | 2011-06-28 |
| FR | SECURITIES LITIGATION PROCEEDS FROM LABRANCHE & CO INC | | | 2011-01-14 |
| FS | SECURITIES LITIGATION PROCEEDS FROM MONTANA POWER | | | 2011-01-07 |
| FT | SECURITIES LITIGATION PROCEEDS FROM Q WEST COMMUNICATIONS INTL INC | | | 2011-06-09 |
| FU | SECURITIES LITIGATION PROCEEDS FROM RENAISSANCERE HOLDING LTD | | | 2010-07-02 |
| FV | SECURITIES LITIGATION PROCEEDS FROM RENAISSANCERE HOLDING LTD | | | 2010-10-21 |
| FW | SECURITIES LITIGATION PROCEEDS FROM TYCO INTL GROUP SA | | | 2010-09-08 |
| FX | SECURITIES LITIGATION PROCEEDS FROM VERITAS SOFTWARE CORP | | | 2011-03-22 |

Form 990PF Part IV - Capital Gains and Losses for Tax on Investment Income - Columns e - h

| (e) Gross sales price | | (f) Depreciation allowed (or allowable) | (g) Cost or other basis plus expense of sale | (h) Gain or (loss) (e) plus (f) minus (g) |
|-----------------------|---------|--|---|--|
| A | 4,913 | | 7,464 | -2,551 |
| B | 60,983 | | 55,518 | 5,465 |
| C | 14,179 | | 11,107 | 3,072 |
| D | 6,269 | | 5,624 | 645 |
| E | 50,699 | | 84,848 | -34,149 |
| F | 21,284 | | 21,182 | 102 |
| G | 36,000 | | 21,777 | 14,223 |
| H | 106,576 | | 140,191 | -33,615 |
| I | 2,676 | | 4,891 | -2,215 |
| J | 25,189 | | 5,643 | 19,546 |
| K | 12,780 | | 3,018 | 9,762 |
| L | 60,563 | | 15,747 | 44,816 |
| M | 28,512 | | 6,557 | 21,955 |
| N | 73,567 | | 3,617 | 69,950 |
| O | 2,432 | | 3,276 | -844 |
| P | 2,420 | | 2,780 | -360 |
| Q | 6,293 | | 5,858 | 435 |
| R | 3,037 | | 3,069 | -32 |
| S | 3,487 | | 8,881 | -5,394 |
| T | 2,525 | | 2,835 | -310 |
| U | 4,919 | | 5,157 | -238 |
| V | 47,000 | | 59,205 | -12,205 |
| W | 201,733 | | 211,248 | -9,515 |
| X | 1,915 | | 2,299 | -384 |
| Y | 2,462 | | 2,334 | 128 |
| Z | 189,000 | | 150,000 | 39,000 |
| AA | 32,552 | | 36,399 | -3,847 |
| AB | 1,951 | | 1,967 | -16 |
| AC | 23,530 | | 19,673 | 3,857 |
| AD | 9,398 | | 7,556 | 1,842 |

Form 990PF Part IV - Capital Gains and Losses for Tax on Investment Income - Columns e - h

| (e) Gross sales price | | (f) Depreciation allowed (or allowable) | (g) Cost or other basis plus expense of sale | (h) Gain or (loss) (e) plus (f) minus (g) |
|-----------------------|---------|--|---|--|
| A E | 32,336 | | 41,943 | -9,607 |
| A F | 3,336 | | 2,807 | 529 |
| A G | 3,858 | | 3,832 | 26 |
| A H | 60,527 | | 48,685 | 11,842 |
| A I | 7,901 | | 6,190 | 1,711 |
| A J | 10,825 | | 11,254 | -429 |
| A K | 2,888 | | 2,814 | 74 |
| A L | 56,378 | | 37,313 | 19,065 |
| A M | 28,365 | | 10,299 | 18,066 |
| A N | 2,330 | | 2,550 | -220 |
| A O | 2,996 | | 2,394 | 602 |
| A P | 1,564 | | 2,068 | -504 |
| A Q | 1,374 | | 1,035 | 339 |
| A R | 34,796 | | 52,760 | -17,964 |
| A S | 33,073 | | 8,521 | 24,552 |
| A T | 12,427 | | 3,192 | 9,235 |
| A U | 4,982 | | 1,433 | 3,549 |
| A V | 112,694 | | 76,415 | 36,279 |
| A W | 27,789 | | 9,058 | 18,731 |
| A X | 155,810 | | 143,327 | 12,483 |
| A Y | 6,515 | | 7,419 | -904 |
| A Z | 2,323 | | 2,547 | -224 |
| B A | 2,635 | | 2,085 | 550 |
| B B | 100,000 | | 103,703 | -3,703 |
| B C | 2,878 | | 3,164 | -286 |
| B D | 2,460 | | 5,775 | -3,315 |
| B E | 2,223 | | 2,622 | -399 |
| B F | 39,908 | | 49,568 | -9,660 |
| B G | 123,161 | | 85,347 | 37,814 |
| B H | 13,648 | | 9,054 | 4,594 |

Form 990PF Part IV - Capital Gains and Losses for Tax on Investment Income - Columns e - h

| (e) Gross sales price | | (f) Depreciation allowed (or allowable) | (g) Cost or other basis plus expense of sale | (h) Gain or (loss) (e) plus (f) minus (g) |
|-----------------------|--------|--|---|--|
| BI | 3,407 | | 3,429 | -22 |
| BJ | 2,870 | | 2,518 | 352 |
| BK | 4,319 | | 2,791 | 1,528 |
| BL | 93,006 | | 102,373 | -9,367 |
| BM | | | 1 | -1 |
| BN | 2,711 | | 3,788 | -1,077 |
| BO | 4,598 | | 4,715 | -117 |
| BP | 2,867 | | 2,224 | 643 |
| BQ | 78,308 | | 136,155 | -57,847 |
| BR | 4,300 | | 4,075 | 225 |
| BS | 32,344 | | 35,638 | -3,294 |
| BT | 17,161 | | 16,274 | 887 |
| BU | 89,699 | | 62,837 | 26,862 |
| BV | 14,686 | | 11,338 | 3,348 |
| BW | 2,950 | | 3,105 | -155 |
| BX | 4,311 | | 4,456 | -145 |
| BY | 89,625 | | 74,779 | 14,846 |
| BZ | 65,031 | | 76,726 | -11,695 |
| CA | 2,392 | | 2,740 | -348 |
| CB | 50,533 | | 55,205 | -4,672 |
| CC | 23,677 | | 13,218 | 10,459 |
| CD | 18,535 | | 15,390 | 3,145 |
| CE | 14,948 | | 15,235 | -287 |
| CF | 68,760 | | 75,379 | -6,619 |
| CG | 22,168 | | 16,880 | 5,288 |
| CH | 9,816 | | 14,511 | -4,695 |
| CI | 44,021 | | 34,050 | 9,971 |
| CJ | 57,302 | | 24,576 | 32,726 |
| CK | 27,310 | | 10,315 | 16,995 |
| CL | 76,470 | | 87,732 | -11,262 |

Form 990PF Part IV - Capital Gains and Losses for Tax on Investment Income - Columns e - h

| (e) Gross sales price | | (f) Depreciation allowed (or allowable) | (g) Cost or other basis plus expense of sale | (h) Gain or (loss) (e) plus (f) minus (g) |
|-----------------------|---------|--|---|--|
| CM | 120,619 | | 116,792 | 3,827 |
| CN | 3,545 | | 6,928 | -3,383 |
| CO | 2,690 | | 2,806 | -116 |
| CP | 269 | | 235 | 34 |
| CQ | 5,165 | | 4,286 | 879 |
| CR | 20,197 | | 51,588 | -31,391 |
| CS | 90,881 | | 15,959 | 74,922 |
| CT | 23,504 | | 3,895 | 19,609 |
| CU | 12,614 | | 2,037 | 10,577 |
| CV | 14,259 | | 2,265 | 11,994 |
| CW | 12,768 | | 11,829 | 939 |
| CX | 46,164 | | 31,733 | 14,431 |
| CY | 52,036 | | 29,320 | 22,716 |
| CZ | 2,485 | | 2,917 | -432 |
| DA | 2,674 | | 2,876 | -202 |
| DB | 10,605 | | 11,344 | -739 |
| DC | 16,475 | | 15,292 | 1,183 |
| DD | 98,790 | | 86,706 | 12,084 |
| DE | 69,531 | | 75,884 | -6,353 |
| DF | 1,550 | | 1,429 | 121 |
| DG | 2,512 | | 2,196 | 316 |
| DH | 14,117 | | 8,615 | 5,502 |
| DI | 10,356 | | 6,106 | 4,250 |
| DJ | 3,026 | | 2,609 | 417 |
| DK | 44,068 | | 38,907 | 5,161 |
| DL | 9,149 | | 7,781 | 1,368 |
| DM | 60,449 | | 55,952 | 4,497 |
| DN | 116,226 | | 112,749 | 3,477 |
| DO | 54,498 | | 42,079 | 12,419 |
| DP | 5,087 | | 3,357 | 1,730 |

Form 990PF Part IV - Capital Gains and Losses for Tax on Investment Income - Columns e - h

| (e) Gross sales price | | (f) Depreciation allowed (or allowable) | (g) Cost or other basis plus expense of sale | (h) Gain or (loss) (e) plus (f) minus (g) |
|-----------------------|---------|--|---|--|
| DQ | 6,629 | | 4,273 | 2,356 |
| DR | 5,825 | | 7,826 | -2,001 |
| DS | 30,898 | | 26,255 | 4,643 |
| DT | 9,969 | | 8,670 | 1,299 |
| DU | 60,961 | | 57,698 | 3,263 |
| DV | 89,761 | | 67,704 | 22,057 |
| DW | 4,516 | | 9,202 | -4,686 |
| DX | 36,019 | | 32,650 | 3,369 |
| DY | 27,171 | | 47,083 | -19,912 |
| DZ | 3,213 | | 4,450 | -1,237 |
| EA | 157,473 | | 142,950 | 14,523 |
| EB | 3,462 | | 4,587 | -1,125 |
| EC | 2,767 | | 3,414 | -647 |
| ED | 16,535 | | 5,920 | 10,615 |
| EE | 2,517 | | 2,684 | -167 |
| EF | 1,977 | | 2,975 | -998 |
| EG | 2,073 | | 3,476 | -1,403 |
| EH | 2,425 | | 2,924 | -499 |
| EI | 98,498 | | 108,675 | -10,177 |
| EJ | 6,454 | | 8,945 | -2,491 |
| EK | 81,133 | | 45,375 | 35,758 |
| EL | 66,667 | | 53,702 | 12,965 |
| EM | 5,094 | | 4,156 | 938 |
| EN | 4,041 | | 5,442 | -1,401 |
| EO | 4,454 | | 5,029 | -575 |
| EP | 5,926 | | 9,994 | -4,068 |
| EQ | 5,906 | | 10,819 | -4,913 |
| ER | 5,406 | | 4,507 | 899 |
| ES | 600,000 | | 600,000 | |
| ET | 71,359 | | 42,135 | 29,224 |

Form 990PF Part IV - Capital Gains and Losses for Tax on Investment Income - Columns e - h

| (e) Gross sales price | | (f) Depreciation allowed (or allowable) | (g) Cost or other basis plus expense of sale | (h) Gain or (loss) (e) plus (f) minus (g) |
|-----------------------|---------|--|---|--|
| EU | 12,659 | | 7,223 | 5,436 |
| EV | 8,791 | | 6,225 | 2,566 |
| EW | 5,294 | | 6,266 | -972 |
| EX | 31,831 | | 32,376 | -545 |
| EY | 24,776 | | 25,438 | -662 |
| EZ | 2,663 | | 2,786 | -123 |
| FA | 2,531 | | 2,815 | -284 |
| FB | 63,365 | | 60,028 | 3,337 |
| FC | 125,076 | | 125,098 | -22 |
| FD | 13,146 | | 12,614 | 532 |
| FE | 61,702 | | 43,697 | 18,005 |
| FF | 2,354 | | 2,155 | 199 |
| FG | 82,575 | | 43,748 | 38,827 |
| FH | 17,605 | | 4,671 | 12,934 |
| FI | 1,397 | | 1,039 | 358 |
| FJ | 60,311 | | 45,697 | 14,614 |
| FK | 1,098 | | | 1,098 |
| FL | 41 | | | 41 |
| FM | 34 | | | 34 |
| FN | 3,068 | | | 3,068 |
| FO | 430 | | | 430 |
| FP | 393 | | | 393 |
| FQ | 495 | | | 495 |
| FR | 195 | | | 195 |
| FS | 202 | | | 202 |
| FT | 44 | | | 44 |
| FU | 12 | | | 12 |
| FV | 16 | | | 16 |
| FW | 10 | | | 10 |
| FX | 26 | | | 26 |

Form 990PF Part IV - Capital Gains and Losses for Tax on Investment Income - Columns i - I

| Complete only for assets showing gain in column (h) and owned by the foundation on 12/31/69 | | | | (l) Gains (Col (h) gain minus col (k), but not less than -0-) or Losses (from col (h)) |
|---|--|-----------------------------------|--|--|
| (i) F M V as of 12/31/69 | | (j) Adjusted basis as of 12/31/69 | (k) Excess of col (i) over col (j), if any | |
| A | | | | -2,551 |
| B | | | | 5,465 |
| C | | | | 3,072 |
| D | | | | 645 |
| E | | | | -34,149 |
| F | | | | 102 |
| G | | | | 14,223 |
| H | | | | -33,615 |
| I | | | | -2,215 |
| J | | | | 19,546 |
| K | | | | 9,762 |
| L | | | | 44,816 |
| M | | | | 21,955 |
| N | | | | 69,950 |
| O | | | | -844 |
| P | | | | -360 |
| Q | | | | 435 |
| R | | | | -32 |
| S | | | | -5,394 |
| T | | | | -310 |
| U | | | | -238 |
| V | | | | -12,205 |
| W | | | | -9,515 |
| X | | | | -384 |
| Y | | | | 128 |
| Z | | | | 39,000 |
| AA | | | | -3,847 |
| AB | | | | -16 |
| AC | | | | 3,857 |
| AD | | | | 1,842 |

Form 990PF Part IV - Capital Gains and Losses for Tax on Investment Income - Columns i - I

| Complete only for assets showing gain in column (h) and owned by the foundation on 12/31/69 | | | | (l) Gains (Col (h) gain minus col (k), but not less than -0-) or Losses (from col (h)) |
|---|--|-----------------------------------|--|--|
| (i) F M V as of 12/31/69 | | (j) Adjusted basis as of 12/31/69 | (k) Excess of col (i) over col (j), if any | |
| AE | | | | -9,607 |
| AF | | | | 529 |
| AG | | | | 26 |
| AH | | | | 11,842 |
| AI | | | | 1,711 |
| AJ | | | | -429 |
| AK | | | | 74 |
| AL | | | | 19,065 |
| AM | | | | 18,066 |
| AN | | | | -220 |
| AO | | | | 602 |
| AP | | | | -504 |
| AQ | | | | 339 |
| AR | | | | -17,964 |
| AS | | | | 24,552 |
| AT | | | | 9,235 |
| AU | | | | 3,549 |
| AV | | | | 36,279 |
| AW | | | | 18,731 |
| AX | | | | 12,483 |
| AY | | | | -904 |
| AZ | | | | -224 |
| BA | | | | 550 |
| BB | | | | -3,703 |
| BC | | | | -286 |
| BD | | | | -3,315 |
| BE | | | | -399 |
| BF | | | | -9,660 |
| BG | | | | 37,814 |
| BH | | | | 4,594 |

Form 990PF Part IV - Capital Gains and Losses for Tax on Investment Income - Columns i - l

| Complete only for assets showing gain in column (h) and owned by the foundation on 12/31/69 | | | | (l) Gains (Col (h) gain minus col (k), but not less than -0-) or Losses (from col (h)) |
|---|--|-----------------------------------|--|--|
| (i) F M V as of 12/31/69 | | (j) Adjusted basis as of 12/31/69 | (k) Excess of col (i) over col (j), if any | |
| BI | | | | -22 |
| BJ | | | | 352 |
| BK | | | | 1,528 |
| BL | | | | -9,367 |
| BM | | | | -1 |
| BN | | | | -1,077 |
| BO | | | | -117 |
| BP | | | | 643 |
| BQ | | | | -57,847 |
| BR | | | | 225 |
| BS | | | | -3,294 |
| BT | | | | 887 |
| BU | | | | 26,862 |
| BV | | | | 3,348 |
| BW | | | | -155 |
| BX | | | | -145 |
| BY | | | | 14,846 |
| BZ | | | | -11,695 |
| CA | | | | -348 |
| CB | | | | -4,672 |
| CC | | | | 10,459 |
| CD | | | | 3,145 |
| CE | | | | -287 |
| CF | | | | -6,619 |
| CG | | | | 5,288 |
| CH | | | | -4,695 |
| CI | | | | 9,971 |
| CJ | | | | 32,726 |
| CK | | | | 16,995 |
| CL | | | | -11,262 |

Form 990PF Part IV - Capital Gains and Losses for Tax on Investment Income - Columns i - l

| Complete only for assets showing gain in column (h) and owned by the foundation on 12/31/69 | | | | (l) Gains (Col (h) gain minus col (k), but not less than -0-) or Losses (from col (h)) |
|---|--|-----------------------------------|--|--|
| (i) F M V as of 12/31/69 | | (j) Adjusted basis as of 12/31/69 | (k) Excess of col (i) over col (j), if any | |
| CM | | | | 3,827 |
| CN | | | | -3,383 |
| CO | | | | -116 |
| CP | | | | 34 |
| CQ | | | | 879 |
| CR | | | | -31,391 |
| CS | | | | 74,922 |
| CT | | | | 19,609 |
| CU | | | | 10,577 |
| CV | | | | 11,994 |
| CW | | | | 939 |
| CX | | | | 14,431 |
| CY | | | | 22,716 |
| CZ | | | | -432 |
| DA | | | | -202 |
| DB | | | | -739 |
| DC | | | | 1,183 |
| DD | | | | 12,084 |
| DE | | | | -6,353 |
| DF | | | | 121 |
| DG | | | | 316 |
| DH | | | | 5,502 |
| DI | | | | 4,250 |
| DJ | | | | 417 |
| DK | | | | 5,161 |
| DL | | | | 1,368 |
| DM | | | | 4,497 |
| DN | | | | 3,477 |
| DO | | | | 12,419 |
| DP | | | | 1,730 |


Form 990PF Part IV - Capital Gains and Losses for Tax on Investment Income - Columns i - l

| Complete only for assets showing gain in column (h) and owned by the foundation on 12/31/69 | | | | (l) Gains (Col (h) gain minus col (k), but not less than -0-) or Losses (from col (h)) |
|---|--|-----------------------------------|--|--|
| (i) F M V as of 12/31/69 | | (j) Adjusted basis as of 12/31/69 | (k) Excess of col (i) over col (j), if any | |
| DQ | | | | 2,356 |
| DR | | | | -2,001 |
| DS | | | | 4,643 |
| DT | | | | 1,299 |
| DU | | | | 3,263 |
| DV | | | | 22,057 |
| DW | | | | -4,686 |
| DX | | | | 3,369 |
| DY | | | | -19,912 |
| DZ | | | | -1,237 |
| EA | | | | 14,523 |
| EB | | | | -1,125 |
| EC | | | | -647 |
| ED | | | | 10,615 |
| EE | | | | -167 |
| EF | | | | -998 |
| EG | | | | -1,403 |
| EH | | | | -499 |
| EI | | | | -10,177 |
| EJ | | | | -2,491 |
| EK | | | | 35,758 |
| EL | | | | 12,965 |
| EM | | | | 938 |
| EN | | | | -1,401 |
| EO | | | | -575 |
| EP | | | | -4,068 |
| EQ | | | | -4,913 |
| ER | | | | 899 |
| ES | | | | |
| ET | | | | 29,224 |


Form 990PF Part IV - Capital Gains and Losses for Tax on Investment Income - Columns i - l

| Complete only for assets showing gain in column (h) and owned by the foundation on 12/31/69 | | | | (l) Gains (Col (h) gain minus col (k), but not less than -0-) or Losses (from col (h)) |
|---|--|-----------------------------------|--|--|
| (i) F M V as of 12/31/69 | | (j) Adjusted basis as of 12/31/69 | (k) Excess of col (i) over col (j), if any | |
| EU | | | | 5,436 |
| EV | | | | 2,566 |
| EW | | | | -972 |
| EX | | | | -545 |
| EY | | | | -662 |
| EZ | | | | -123 |
| FA | | | | -284 |
| FB | | | | 3,337 |
| FC | | | | -22 |
| FD | | | | 532 |
| FE | | | | 18,005 |
| FF | | | | 199 |
| FG | | | | 38,827 |
| FH | | | | 12,934 |
| FI | | | | 358 |
| FJ | | | | 14,614 |
| FK | | | | 1,098 |
| FL | | | | 41 |
| FM | | | | 34 |
| FN | | | | 3,068 |
| FO | | | | 430 |
| FP | | | | 393 |
| FQ | | | | 495 |
| FR | | | | 195 |
| FS | | | | 202 |
| FT | | | | 44 |
| FU | | | | 12 |
| FV | | | | 16 |
| FW | | | | 10 |
| FX | | | | 26 |

Form 990PF Part XV Line 3 - Grants and Contributions Paid During the Year or Approved for Future Payment

| Recipient | If recipient is an individual, show any relationship to any foundation manager or substantial contributor | Foundation status of recipient | Purpose of grant or contribution | Amount |
|--|---|--------------------------------|---|---------|
| Name and address (home or business) | | | | |
| a Paid during the year | | | | |
| BADGER ASSOCIATION OF THE BLIND & VISUALLY IMPAIRED 912 N HAWLEY RD MILWAUKEE, WI 53213 | N/A | PUBLIC | SCHOOL-AGED PROGRAMMING INITIATIVE | 5,000 |
| BEL CANTO CHORUS 158 N BROADWAY MILWAUKEE, WI 53202 | N/A | PUBLIC | GENERAL OPERATING SUPPORT | 5,000 |
| BOYS & GIRLS CLUBS OF GREATER MILWAUKEE 1558 N 6TH ST MILWAUKEE, WI 53212 | N/A | PUBLIC | SUPPORT OF DECADE OF HOPE INITIATIVE | 10,000 |
| FEEDING AMERICA EASTERN WISCONSIN 1700 W FOND DU LAC AVE MILWAUKEE, WI 53205 | N/A | PUBLIC | SUPPORT OF FRESH RESCUE PROGRAM | 2,500 |
| THE FRIENDSHIP CIRCLE 614 W BROWN DEER RD STE 110 MILWAUKEE, WI 53217 | N/A | PUBLIC | SUPPORT OF ART ENRICHMENT PROGRAM | 5,000 |
| THE HEALING SPECIES-WISCONSIN PO BOX 13903 MILWAUKEE, WI 53213 | N/A | PUBLIC | SOUTHEASTERN EDUCATION CENTER | 5,000 |
| HUNGER TASK FORCE 201 S HAWLEY CT MILWAUKEE, WI 53214 | N/A | PUBLIC | SUPPORT OF EMERGENCY FOOD PROGRAM | 2,500 |
| INTERFAITH OLDER ADULT PROGRAM 600 W VIRGINIA ST STE 300 MILWAUKEE, WI 53204 | N/A | PUBLIC | 55+ TUTOR PROGRAM | 5,000 |
| JEWISH YOUTH FOUNDATION THE FRIENDSHIP CIRCLE 8825 N LAKE DR MILWAUKEE, WI 53217 | N/A | PUBLIC | MUSIC & VISUAL ARTS PROGRAM | 7,500 |
| JOHN MICHAEL KOHLER ARTS CENTER 608 NEW YORK AVE SHEBOYGAN, WI 53081 | N/A | PUBLIC | SUPPORT OF CONNECTING COMMUNITIES ARTIST PROG | 25,000 |
| MARQUETTE UNIVERSITY LAW SCHOOL PO BOX 1881 MILWAUKEE, WI 53201 | N/A | PUBLIC | CAPITAL CAMPAIGN-NEW LAW SCHOOL FACILITY | 20,000 |
| MEDICAL COLLEGE OF WISCONSIN 8701 W WATERTOWN PLANK RD MILWAUKEE, WI 53226 | N/A | PUBLIC | SUPPORT OF WOMEN'S HEALTH RESEARCH PROGRAM | 20,000 |
| MEDICAL COLLEGE OF WISCONSIN 8701 W WATERTOWN PLANK RD MILWAUKEE, WI 53226 | N/A | PUBLIC | SUPPORT OF THE CANCER CENTER | 10,000 |
| MENOMONEE VALLEY PARTNERS INC 301 W WISCONSIN AVE 400B MILWAUKEE, WI 53203 | N/A | PUBLIC | SUPPORT OF FROM THE GROUND UP JOINT PROJECT | 10,000 |
| MILWAUKEE BALLET COMPANY 504 W NATIONAL AVE MILWAUKEE, WI 53204 | N/A | PUBLIC | SUPPORT OF STRATEGIC PLAN | 15,000 |
| Total  3a | | | | 416,833 |

Form 990PF Part XV Line 3 - Grants and Contributions Paid During the Year or Approved for Future Payment

| Recipient | If recipient is an individual, show any relationship to any foundation manager or substantial contributor | Foundation status of recipient | Purpose of grant or contribution | Amount |
|--|---|--------------------------------|--|---------|
| Name and address (home or business) | | | | |
| a Paid during the year | | | | |
| MILWAUKEE CENTER FOR INDEPENDENCE 2020 W WELLS ST MILWAUKEE, WI 53233 | N/A | PUBLIC | SUPPORT OF SEDA STRINGS PROGRAM | 6,000 |
| MILWAUKEE CHAMBER ORCHESTRA PO BOX 26933 MILWAUKEE, WI 53226 | N/A | PUBLIC | SUPPORT OF 2010/2011 SEASON | 7,500 |
| MILWAUKEE RIVERKEEPERS 1845 N FARWELL AVE STE 100 MILWAUKEE, WI 53202 | N/A | PUBLIC | SUPPORT OF WATER QUALITY PROGRAM | 7,500 |
| MILWAUKEE SYMPHONY ORCHESTRA 700 N WATER ST STE 700 MILWAUKEE, WI 53202 | N/A | PUBLIC | SUPPORT OF 2010/2011 ACE PROGRAM | 15,000 |
| MILWAUKEE PUBLIC MUSEUM 800 W WELLS ST MILWAUKEE, WI 532331478 | N/A | PUBLIC | DEBT REDUCTION CAMPAIGN | 33,333 |
| NEXT ACT THEATRE PO BOX 394 MILWAUKEE, WI 53201 | N/A | PUBLIC | SUPPORT OF JOURNEY HOUSE CAPITAL CAMPAIGN | 20,000 |
| NEXT DOOR FOUNDATION 2545 N 29TH ST MILWAUKEE, WI 53210 | N/A | PUBLIC | PROGRAM SUPPORT | 5,000 |
| OZAUKEE HUMANE SOCIETY INC 2073 HIGHWAY W GRAFTON, WI 53024 | N/A | PUBLIC | SUPPORT OF CAPITAL CAMPAIGN FOR NEW FACILITY | 15,000 |
| PEARLS FOR TEEN GIRLS INC 2100 N PALMER ST MILWAUKEE, WI 53212 | N/A | PUBLIC | GENERAL OPERATING SUPPORT | 5,000 |
| SAFE & SOUND 801 W MICHIGAN ST MILWAUKEE, WI 53233 | N/A | PUBLIC | SUPPORT OF SAFE PLACES FOR YOUTH PROGRAM | 5,000 |
| SCHLITZ AUDUBON NATURE CENTER 111 E BROWN DEER RD MILWAUKEE, WI 53217 | N/A | PUBLIC | SKY HUNTERS-BIRDS OF PREY EDUCATION PROGRAM | 7,500 |
| SHARP LITERACY INC 750 N LINCOLN MEMORIAL DR 311 MILWAUKEE, WI 53202 | N/A | PUBLIC | SUPPORT OF LONGFELLOW ELEMENTARY PROGRAM | 5,000 |
| SILVER SPRING NEIGHBORHOOD CENTER 5460 N 64TH ST MILWAUKEE, WI 53218 | N/A | PUBLIC | GENERAL OPERATING SUPPORT | 5,000 |
| SKYLIGHT OPERA THEATRE 158 N BROADWAY MILWAUKEE, WI 53202 | N/A | PUBLIC | SUPPORT OF 2010-2011 CHALLENGE FUND | 15,000 |
| ST JOAN ANTIDA HIGH SCHOOL 1341 N CASS ST MILWAUKEE, WI 53202 | N/A | PUBLIC | SUPPORT OF THE ARTS ENHANCEMENT PROGRAM | 5,000 |
| Total  3a | | | | 416,833 |

Form 990PF Part XV Line 3 - Grants and Contributions Paid During the Year or Approved for Future Payment

| Recipient | If recipient is an individual, show any relationship to any foundation manager or substantial contributor | Foundation status of recipient | Purpose of grant or contribution | Amount |
|--|---|--------------------------------|--|---------|
| Name and address (home or business) | | | | |
| a Paid during the year | | | | |
| TALIESIN PRESERVATION INC 5607 COUNTY RD C SPRING GREEN, WI 53588 | N/A | PUBLIC | SUPPORT OF PRESERVATION PROJECTS | 25,000 |
| UNITED WAY OF GREATER MILWAUKEE 225 W VINE ST MILWAUKEE, WI 532123935 | N/A | PUBLIC | SUPPORT OF 2010 CAMPAIGN | 10,000 |
| UNIVERSITY SCHOOL OF MILW 2100 W FAIRY CHASM RD MILWAUKEE, WI 53217 | N/A | PUBLIC | CAPITAL CAMPAIGN-2ND PHASE | 25,000 |
| UNITED PERFORMING ARTS FUND 929 N WATER ST MILWAUKEE, WI 53202 | N/A | PUBLIC | ANNUAL GIFT 2011 CAMPAIGN | 17,500 |
| UNITED PERFORMING ARTS FUND 929 N WATER ST MILWAUKEE, WI 53202 | N/A | PUBLIC | SPECIAL FUNDING SUPPORT 2010 | 2,500 |
| WISCONSIN HISTORICAL FOUNDATION 816 STATE ST MADISON, WI 53726 | N/A | PUBLIC | HERITAGE TOURISM- TRAINING/ SUPPORT INITIATIVE | 7,500 |
| WUWM MILWAUKEE PUBLIC RADIO 161 W WISCONSIN AVE STE LL1000 MILWAUKEE, WI 53201 | N/A | PUBLIC | SUPPORT OF THE 2010 CAPITAL CAMPAIGN | 10,000 |
| YMCA-THE MIRACLE LEAGUE OF MILWAUKEE MILLER PARK MILWAUKEE, WI 53214 | N/A | PUBLIC | MIRACLE LEAGUE PROGRAM IN MILWAUKEE | 15,000 |
| Total | | | 3a | 416,833 |

TY 2010 Accounting Fees Schedule

Name: BERT L AND PATRICIA S STEIGLEDER CHARITABLE

EIN: 39-6541246

| Category | Amount | Net Investment Income | Adjusted Net Income | Disbursements for Charitable Purposes |
|----------------------------|--------|--------------------------|------------------------|---|
| U S BANK, TAX PREP FEES | 1,500 | | | 1,500 |

**TY 2010 Investments Corporate
Bonds Schedule****Name:** BERT L AND PATRICIA S STEIGLEDER CHARITABLE**EIN:** 39-6541246

| Name of Bond | End of Year Book Value | End of Year Fair Market Value |
|--------------------------------|-----------------------------------|--|
| CREDIT SUISSE USA 5.5 08/16/11 | 103,971 | 100,498 |
| JP MORGAN CHASE 5.375 10/01/12 | 103,518 | 105,672 |
| AMER EXPRESS BK 5.55 10/17/12 | 102,035 | 105,503 |
| DEUTSCH BK AG 5.00 10/12/10 | | |
| BELLSOUTH CORP 5.20 09/15/14 | 102,140 | 110,170 |
| BP CAPITAL PLC 5.25 11/07/13 | 101,444 | 108,346 |
| BARCLAYS BANK PLC 0% 03/03/11 | | |
| BARCLAYS BANK PLC 4.00 03/7/13 | 150,000 | 171,270 |
| JP MORGAN CHASE 17.00 09/09/11 | 50,000 | 50,015 |

TY 2010 Investments Corporate
Stock Schedule

Name: BERT L AND PATRICIA S STEIGLEDER CHARITABLE
EIN: 39-6541246

| Name of Stock | End of Year Book Value | End of Year Fair Market Value |
|----------------------------|------------------------|-------------------------------|
| ACCENTURE LTD | 16,140 | 50,269 |
| ABBOTT LABS | | |
| ALLSTATE CORP | | |
| AMGEN INC | | |
| APACHE CORP | | |
| APPLE INC | 8,603 | 177,234 |
| BEST BUY COMPANY INC | | |
| CONOCOPHILLIPS | 1,664 | 4,737 |
| GENERAL ELECTRIC CO | | |
| ILLINOIS TOOL WORKS INC | | |
| INTEL CORP | | |
| J P MORGAN CHASE CO | | |
| JOHNSON & JOHNSON | | |
| MCDONALDS CORP | 11,389 | 33,053 |
| MEDTRONIC INC | | |
| MICROSOFT CORP | | |
| NATIONAL OILWELL VARCO INC | | |
| PEPSICO INC | | |
| PRAXAIR INC | 18,668 | 54,195 |
| PROCTER & GAMBLE CO | 31,910 | 36,298 |
| QUALCOMM INC | 16,433 | 52,531 |
| SCHLUMBERGER LTD | 17,939 | 48,730 |
| TEXAS INSTRUMENTS INC | | |
| UNITED TECHNOLOGIES CORP | 23,443 | 54,522 |
| WAL MART STORES INC | | |
| WELLS FARGO & CO | | |
| BANK OF AMERICA CORP | | |
| EXXON MOBIL CORP | | |
| HEWLETT PACKARD CO | | |
| CVS CAREMARK CORP | | |

| Name of Stock | End of Year Book Value | End of Year Fair Market Value |
|--------------------------------|------------------------|-------------------------------|
| CISCO SYS INC | | |
| FRANKLIN RES INC | | |
| MORGAN STANLEY GROUP INC | | |
| VERIZON COMMUNICATIONS INC | | |
| BAXTER INTL INC | | |
| TARGET CORP | | |
| AXA ADR | | |
| ABB LTD ADR REPSTG ORD | | |
| AGRIUM INC | | |
| ANGLO AMERICAN PLC ADR REPSTG | | |
| ATLAS COPCO ADR REPSTG ORD | | |
| BARCLAYS PLC ADR REPSTG ORD | | |
| BOC HONG KONG HLDGS ADR REPSTG | | |
| BRITISH AMERN TOB PLC SPSD ADR | | |
| DBS GROUP HLDGS LTD | | |
| DIAGEO PLC SPSD ADR | | |
| E.ON AG ADR | | |
| FOMENTO ECONOMICO MEX SA ADR | | |
| HONDA MTR LTD ADR | | |
| KEPPEL CORP LTD SPONS ADR REPS | | |
| KONINKLIJKE KPN SP ADR REPSTG | | |
| MITSUBISHI UFJ FINL GRP ADR RE | | |
| NESTLE SA SPONS ADR REPSTG ORD | | |
| NOVARTIS AG ADR REPSTG ORD | | |
| ORIX CORP SPONS ADR REPSTG ORD | | |
| PETROLEO BRASILERIO SA SPONS A | | |
| RESEARCH IN MOTION LTD | | |
| ROCHE HLDG LTD SPONS ADR | | |
| RWE AG ADR REPSTG ORD | | |
| STATOIL ASA REPSTG ORD | | |

| Name of Stock | End of Year Book Value | End of Year Fair Market Value |
|--------------------------------|------------------------|-------------------------------|
| TELEFONICA SA SPON ADR REPSTG | | |
| TOTAL SA ADR REPSTG ORD | | |
| TURKCELL ILETISIM HIZMET ADR R | | |
| AMERICAN TOWER CORP | 23,718 | 40,922 |
| BECTON DICKINSON & CO | | |
| BRISTOL-MYERS SQUIBB CO | | |
| CENTRAL EUROPEAN DISTRIB CORP | | |
| FUJIFILM HLDGS CORP | | |
| ORACLE CORP | 26,399 | 42,256 |
| PG&E CORP | | |
| ASTRAZENECA PLC SPSD ADR | | |
| CENTRAL EUROPEAN MEDIA ENT | | |
| DESARROLLADORA HOMEX ADR | | |
| GLAXO SMITHKLINE PLC ADR | | |
| LUKOIL SPON ADR | | |
| mitsui & co ltd SPSD ADR | | |
| SANOFI AVENTIS ADR | | |
| TOKIO MARINE HOLDINGS ADR | | |
| UNILEVER PLC SPSD ADR | | |
| VALE SA SP ADR | | |
| ZURICH FINANCIAL SERVICES ADR | | |
| CLIFFS NATURAL RESOURCES INC | 6,963 | 25,609 |
| EXELON CORP | | |
| GOLDMAN SACHS GROUP INC | 27,317 | 25,021 |
| KEYCORP NEW | | |
| PFIZER INC | | |
| REGIONS FINL CORP | | |
| TERADATA CORP | | |
| WILLIAMS COS INC | | |
| ARCELORMITTAL NY REG MT | | |

| Name of Stock | End of Year Book Value | End of Year Fair Market Value |
|--------------------------------|------------------------|-------------------------------|
| BASF AG ADR REG ORD | | |
| BNP PARIBAS SA ADR REPSTG ORD | | |
| CANON INC SPONS ADR REPSTG ORD | | |
| CNOOC LTD ADR REPSTG ORD | | |
| FOCUS MEDIA HOLDING ADR REPSTG | | |
| INGERSOLL RAND PLC | | |
| NIDEC CORP ADR REPSTG COMM | | |
| NISSAN MTR LTD SPONS ADR | | |
| SOCIETE GENERALE FRANCE SPONS | | |
| SWISS REINSURANCE CO SPSD ADR | | |
| THOMPSON CREEK METALS CO INC | | |
| VOLVO AB SPONS ADR REPSTG | | |
| ALLERGAN INC | 31,055 | 34,382 |
| ALTERA CORP | 27,708 | 29,710 |
| AMAZON COM INC | 74,441 | 82,818 |
| AMERICAN EXPRESS CO | 37,721 | 41,980 |
| AMPHENOL CORP | 38,973 | 40,331 |
| BORG WARNER INC | 25,071 | 27,307 |
| C H ROBINSON WORLDWIDE INC | 41,566 | 44,387 |
| CAMERON INTL CORP | 39,329 | 36,863 |
| CERNER CORP | 22,559 | 25,177 |
| CONCHO RES INC | 31,272 | 27,555 |
| CSX CORP | 37,475 | 38,544 |
| CUMMINS INC | 38,016 | 36,635 |
| DICKS SPORTING GOODS INC | 36,096 | 33,913 |
| DISCOVERY COMMUNICATIONS INC | 6,442 | 6,349 |
| DISNEY WALT CO | 33,704 | 31,388 |
| DOLLAR TREE INC | 18,506 | 22,051 |
| EMC CORP | 44,036 | 45,788 |
| ECOLAB INC | 26,866 | 29,543 |

| Name of Stock | End of Year Book Value | End of Year Fair Market Value |
|----------------------------|------------------------|-------------------------------|
| EDWARD LIFESCIENCES CORP | 29,113 | 30,426 |
| GOOGLE INC | 44,962 | 39,498 |
| JOY GLOBAL INC | 36,799 | 36,191 |
| JUNIPER NETWORKS INC | 23,131 | 18,995 |
| LAUDER ESTEE COS INC | 50,730 | 55,014 |
| LULULEMON ATHLETICA INC | 37,753 | 47,523 |
| MASTERCARD INC | 42,717 | 48,214 |
| MEDCO HEALTH SOLUTIONS INC | 41,269 | 42,051 |
| NETAPP INC | 20,519 | 22,432 |
| NETFLIX COM INC | 33,787 | 38,878 |
| NIKE INC | 30,946 | 35,722 |
| OCCIDENTAL PETROLEUM CORP | 19,084 | 19,560 |
| PERRIGO CO | 35,462 | 36,905 |
| PHILIP MORRIS INTL | 41,566 | 41,264 |
| PIONEER NAT RES CO | 39,436 | 34,395 |
| POLO RALPH LAUREN CORP | 55,274 | 58,746 |
| PRECISION CASTPARTS CORP | 33,032 | 37,376 |
| PRICELINE COM INC | 101,096 | 102,386 |
| ROCKWELL COLLINS INC | 41,030 | 39,482 |
| SALESFORCE COM INC | 56,734 | 62,423 |
| STARBUCKS CORP | 38,732 | 42,926 |
| VISA INC | 36,356 | 39,518 |
| WYNN RESORTS LTD | 49,567 | 53,828 |
| 3M CO | 34,297 | 34,336 |

**TY 2010 Investments Government
Obligations Schedule****Name:** BERT L AND PATRICIA S STEIGLEDER CHARITABLE**EIN:** 39-6541246**US Government Securities - End of
Year Book Value:****US Government Securities - End of
Year Fair Market Value:****State & Local Government
Securities - End of Year Book
Value:****State & Local Government
Securities - End of Year Fair
Market Value:**

TY 2010 Investments - Other Schedule**Name:** BERT L AND PATRICIA S STEIGLEDER CHARITABLE**EIN:** 39-6541246

| Category / Item | Listed at Cost or FMV | Book Value | End of Year Fair Market Value |
|--------------------------------|------------------------------|-------------------|--------------------------------------|
| T ROWE PRICE MID CAP GROWTH | AT COST | 241,797 | 280,557 |
| ISHARES MSCI EMERGING MKTS ETF | AT COST | 341,886 | 365,996 |
| NUVEEN MID CAP VALUE FD | AT COST | 293,991 | 279,897 |
| NUVEEN REAL ESTATE SEC FD | AT COST | 48,002 | 54,227 |
| IPATH DOW JONES UBS COMM DJP | | | |
| NUVEEN GLOBAL INFRAS | AT COST | 491,038 | 573,838 |
| NEUBERGER BERMAN GENESIS INSTL | AT COST | 163,947 | 288,219 |
| PIMCO TOTAL RETURN FUND | AT COST | 331,299 | 340,278 |
| NUVEEN HIGH INCOME BD FD | AT COST | 339,734 | 374,121 |
| AMERICAN CENTY INTL BD FD | AT COST | 464,331 | 472,411 |
| AMERICAN EUROPACIFIC GRTH F 2 | AT COST | 435,510 | 542,600 |
| CREDIT SUISSE COMM RET ST CO | AT COST | 324,397 | 331,763 |
| INV BALANCE RISK COMM STR | AT COST | 366,753 | 346,864 |
| EATON VANCE STRCT EM MKT | AT COST | 383,285 | 384,129 |
| SPDR DJ WILSHIRE INTL | AT COST | 271,988 | 271,757 |
| TFS MARKET NEUTRAL FD | AT COST | 831,675 | 834,903 |
| VANGUARD INTERNATIONAL GROWTH | AT COST | 515,167 | 559,304 |

TY 2010 Legal Fees Schedule

Name: BERT L AND PATRICIA S STEIGLEDER CHARITABLE

EIN: 39-6541246

| Category | Amount | Net Investment Income | Adjusted Net Income | Disbursements for Charitable Purposes |
|------------|--------|--------------------------|------------------------|---|
| LEGAL FEES | 18,776 | 9,388 | | 9,388 |

TY 2010 Other Expenses Schedule

Name: BERT L AND PATRICIA S STEIGLEDER CHARITABLE

EIN: 39-6541246

| Description | Revenue and Expenses per Books | Net Invest ment Income | Adjusted Net Income | Disbursement s for Charit able Purposes |
|-----------------------|-----------------------------------|---------------------------|---------------------|--|
| ADR PAYING AGENT FEES | 26 | 26 | | 0 |

TY 2010 Other Increases Schedule

Name: BERT L AND PATRICIA S STEIGLEDER CHARITABLE

EIN: 39-6541246

| Description | Amount |
|---------------------------|--------|
| PRIOR YEAR GRANT REVERSED | 12,500 |

TY 2010 Taxes Schedule

Name: BERT L AND PATRICIA S STEIGLEDER CHARITABLE

EIN: 39-6541246

| Category | Amount | Net Investment Income | Adjusted Net Income | Disbursements for Charitable Purposes |
|-------------------------------|--------|--------------------------|------------------------|---|
| FOREIGN TAXES PD ON DIVIDENDS | 44 | 44 | | 0 |
| ESTIMATE TAX PYMTS 990-PF | 1,090 | 0 | | 0 |
| FOREIGN TAXES PD ON DIVIDENDS | | 1,919 | | 0 |
| FOREIGN TAXES PD ON DIVIDENDS | | 199 | | 0 |