



See a Social Security Number? Say Something!
Report Privacy Problems to <https://public.resource.org/privacy>
Or call the IRS Identity Theft Hotline at 1-800-908-4490



Form **990-PF**Department of the Treasury
Internal Revenue Service**Return of Private Foundation**
or Section 4947(a)(1) Nonexempt Charitable Trust
Treated as a Private Foundation

Note. The foundation may be able to use a copy of this return to satisfy state reporting requirements

OMB No 1545-0052

2010

For calendar year 2010, or tax year beginning July 1, 2010, and ending June 30, 2011

G Check all that apply: ☐ Initial return ☐ Initial return of a former public charity ☐ Final return
☐ Amended return ☐ Address change ☐ Name change

Name of foundation Louise Tuller Miller Trust		R68388009	A Employer identification number 38-6046007
Number and street (or P O box number if mail is not delivered to street address) JP Morgan Chase Bank, P.O. Box 3038		Room/suite	B Telephone number (see page 10 of the instructions) 414/977-1210
City or town, state, and ZIP code Milwaukee, WI 53201		C If exemption application is pending, check here <input type="checkbox"/>	
H Check type of organization: <input type="checkbox"/> Section 501(c)(3) exempt private foundation <input type="checkbox"/> Section 4947(a)(1) nonexempt charitable trust <input checked="" type="checkbox"/> Other taxable private foundation		D 1. Foreign organizations, check here <input type="checkbox"/> 2. Foreign organizations meeting the 85% test, check here and attach computation <input type="checkbox"/>	
Fair market value of all assets at end of year (from Part II, col. (c), line 16) \$ 1,504,199	J Accounting method: <input checked="" type="checkbox"/> Cash <input type="checkbox"/> Accrual <input type="checkbox"/> Other (specify) _____	E If private foundation status was terminated under section 507(b)(1)(A), check here <input type="checkbox"/>	
(Part I, column (d) must be on cash basis.)		F If the foundation is in a 60-month termination under section 507(b)(1)(B), check here <input type="checkbox"/>	

Part I Analysis of Revenue and Expenses (The total of amounts in columns (b), (c), and (d) may not necessarily equal the amounts in column (a) (see page 11 of the instructions))		(a) Revenue and expenses per books	(b) Net investment income	(c) Adjusted net income	(d) Disbursements for charitable purposes (cash basis only)
1	Contributions, gifts, grants, etc., received (attach schedule)				
2	Check <input type="checkbox"/> if the foundation is not required to attach Sch B				
3	Interest on savings and temporary cash investments	21	21		
4	Dividends and interest from securities	23,900	23,900		
5a	Gross rents				
b	Net rental income or (loss)				
6a	Net gain or (loss) from sale of assets not on line 10	76,924			
b	Gross sales price for all assets on line 6a				
7	Capital gain net income (from Part IV, line 2)		76,924		
8	Net short-term capital gain				
9	Income modifications				
10a	Gross sales less returns and allowances				
b	Less: Cost of goods sold				
c	Gross profit or (loss) (attach schedule)	0			
11	Other income (attach schedule)				
12	Total. Add lines 1 through 11	100,845	100,845	0	
13	Compensation of officers, directors, trustees, etc.	12,058	8,419		3,639
14	Other employee salaries and wages				
15	Pension plans, employee benefits				
16a	Legal fees (attach schedule)	2,250	2,250		
b	Accounting fees (attach schedule)	905			905
c	Other professional fees (attach schedule)				
17	Interest				
18	Taxes (attach schedule) (see page 14 of the instructions)	326	326		
19	Depreciation (attach schedule) and depletion				
20	Occupancy				
21	Travel, conferences, and meetings				
22	Printing and publications				
23	Other expenses (attach schedule) Mineral fees				
24	Total operating and administrative expenses. Add lines 13 through 23	15,539	10,995	0	4,544
25	Contributions, gifts, grants paid	33,450			33,450
26	Total expenses and disbursements. Add lines 24 and 25	48,989	10,995	0	37,994
27	Subtract line 26 from line 12:				
a	Excess of revenue over expenses and disbursements	51,856			
b	Net investment income (if negative, enter -0-)		89,850		
c	Adjusted net income (if negative, enter -0-)			0	

For Paperwork Reduction Act Notice, see page 30 of the instructions.

Form **990-PF** (2010)

Part II Balance Sheets		Attached schedules and amounts in the description column should be for end-of-year amounts only (See instructions)	Beginning of year	End of year	
			(a) Book Value	(b) Book Value	(c) Fair Market Value
Assets	1 Cash—non-interest-bearing		10,725	1,093	1,093
	2 Savings and temporary cash investments		94,457	20,595	20,595
	3 Accounts receivable ▶				
	Less: allowance for doubtful accounts ▶				
	4 Pledges receivable ▶				
	Less: allowance for doubtful accounts ▶				
	5 Grants receivable				
	6 Receivables due from officers, directors, trustees, and other disqualified persons (attach schedule) (see page 15 of the instructions)				
	7 Other notes and loans receivable (attach schedule) ▶				
	Less: allowance for doubtful accounts ▶				
	8 Inventories for sale or use				
	9 Prepaid expenses and deferred charges				
	10a Investments—U.S. and state government obligations (attach schedule)				
	b Investments—corporate stock (attach schedule)		560,596	906,073	1,065,149
	c Investments—corporate bonds (attach schedule)		349,479	207,683	229,339
	11 Investments—land, buildings, and equipment, basis ▶				
Liabilities	Less: accumulated depreciation (attach schedule) ▶				
	12 Investments—mortgage loans				
	13 Investments—other (attach schedule) ^{Other Alt}		246,208	178,673	188,021
	14 Land, buildings, and equipment, basis ▶				
	Less: accumulated depreciation (attach schedule) ▶				
	15 Other assets (describe ▶ <u>Mineral assets</u>)		2	2	2
	16 Total assets (to be completed by all filers—see the instructions. Also, see page 1, item I)		1,261,467	1,314,119	1,504,199
	17 Accounts payable and accrued expenses				
	18 Grants payable				
	19 Deferred revenue				
Net Assets or Fund Balances	20 Loans from officers, directors, trustees, and other disqualified persons				
	21 Mortgages and other notes payable (attach schedule)				
	22 Other liabilities (describe ▶)				
	23 Total liabilities (add lines 17 through 22)		0	0	
	Foundations that follow SFAS 117, check here <input type="checkbox"/>				
	and complete lines 24 through 26 and lines 30 and 31.				
	24 Unrestricted				
	25 Temporarily restricted				
	26 Permanently restricted				
	Foundations that do not follow SFAS 117, check here ▶ <input type="checkbox"/>				
	and complete lines 27 through 31.				
	27 Capital stock, trust principal, or current funds				
	28 Paid-in or capital surplus, or land, bldg., and equipment fund				
	29 Retained earnings, accumulated income, endowment, or other funds				
	30 Total net assets or fund balances (see page 17 of the instructions)		1,261,467	1,314,119	
	31 Total liabilities and net assets/fund balances (see page 17 of the instructions)		1,261,467	1,314,119	

Part III Analysis of Changes in Net Assets or Fund Balances

1 Total net assets or fund balances at beginning of year—Part II, column (a), line 30 (must agree with end-of-year figure reported on prior year's return)	1	1,261,467
2 Enter amount from Part I, line 27a	2	51,856
3 Other increases not included in line 2 (itemize) ▶ <u>Non-dividend return of capital</u>	3	796
4 Add lines 1, 2, and 3	4	1,314,119
5 Decreases not included in line 2 (itemize) ▶	5	
6 Total net assets or fund balances at end of year (line 4 minus line 5)—Part II, column (b), line 30	6	1,314,119

Part IV Capital Gains and Losses for Tax on Investment Income

(a) List and describe the kind(s) of property sold (e.g., real estate, 2-story brick warehouse, or common stock, 200 shs MLC Co.)		(b) How acquired P—Purchase D—Donation	(c) Date acquired (mo., day, yr.)	(d) Date sold (mo., day, yr.)
1a	Publicly Traded Securities		Various	Various
b				
c				
d				
e				
(e) Gross sales price	(f) Depreciation allowed (or allowable)	(g) Cost or other basis plus expense of sale	(h) Gain or (loss) (e) plus (f) minus (g)	
a	727,755	650,831	76,924	
b				
c				
d				
e				
Complete only for assets showing gain in column (h) and owned by the foundation on 12/31/69				(i) Gains (Col. (h) gain minus col. (k), but not less than -0-) or Losses (from col. (h))
(i) FMV as of 12/31/69	(j) Adjusted basis as of 12/31/69	(k) Excess of col. (i) over col. (j), if any		
a				
b				
c				
d				
e				
2	Capital gain net income or (net capital loss) { If gain, also enter in Part I, line 7 If (loss), enter -0- in Part I, line 7 }			2 76,924
3	Net short-term capital gain or (loss) as defined in sections 1222(5) and (6): If gain, also enter in Part I, line 8, column (c) (see pages 13 and 17 of the instructions). If (loss), enter -0- in Part I, line 8			3

Part V Qualification Under Section 4940(e) for Reduced Tax on Net Investment Income

(For optional use by domestic private foundations subject to the section 4940(a) tax on net investment income.)

If section 4940(d)(2) applies, leave this part blank.

Was the foundation liable for the section 4942 tax on the distributable amount of any year in the base period? ☐ Yes ☒ No
 If "Yes," the foundation does not qualify under section 4940(e). Do not complete this part.

(a) Base period years Calendar year (or tax year beginning in)	(b) Adjusted qualifying distributions	(c) Net value of noncharitable-use assets	(d) Distribution ratio (col. (b) divided by col. (c))
2009	24,527	1,313,722	0.0187
2008	24,186	1,195,697	0.0202
2007	70,629	1,587,526	0.0445
2006	85,657	1,543,900	0.0555
2005	91,562	1,467,513	0.0624
2	Total of line 1, column (d)		2 0.2013
3	Average distribution ratio for the 5-year base period—divide the total on line 2 by 5, or by the number of years the foundation has been in existence if less than 5 years		3 0.04026
4	Enter the net value of noncharitable-use assets for 2010 from Part X, line 5		4 1,460,211
5	Multiply line 4 by line 3		5 58,788
6	Enter 1% of net investment income (1% of Part I, line 27b)		6 899
7	Add lines 5 and 6		7 59,687
8	Enter qualifying distributions from Part XII, line 4 If line 8 is equal to or greater than line 7, check the box in Part VI, line 1b, and complete that part using a 1% tax rate. See the Part VI instructions on page 18.		8 37,994

Part VI Excise Tax Based on Investment Income (Section 4940(a), 4940(b), 4940(e), or 4948—see page 18 of the instructions)

1a	Exempt operating foundations described in section 4940(d)(2), check here <input type="checkbox"/> and enter "N/A" on line 1. Date of ruling or determination letter: _____ (attach copy of letter if necessary—see instructions)			
b	Domestic foundations that meet the section 4940(e) requirements in Part V, check here <input type="checkbox"/> and enter 1% of Part I, line 27b	1	1,797	
c	All other domestic foundations enter 2% of line 27b. Exempt foreign organizations enter 4% of Part I, line 12, col. (b).			
2	Tax under section 511 (domestic section 4947(a)(1) trusts and taxable foundations only. Others enter -0-)	2		
3	Add lines 1 and 2	3	1,797	
4	Subtitle A (income) tax (domestic section 4947(a)(1) trusts and taxable foundations only. Others enter -0-)	4		
5	Tax based on investment income. Subtract line 4 from line 3. If zero or less, enter -0-	5	1,797	
6	Credits/Payments:			
a	2010 estimated tax payments and 2009 overpayment credited to 2010	6a	833	
b	Exempt foreign organizations—tax withheld at source	6b		
c	Tax paid with application for extension of time to file (Form 8868)	6c		
d	Backup withholding erroneously withheld	6d		
7	Total credits and payments. Add lines 6a through 6d	7	833	
8	Enter any penalty for underpayment of estimated tax. Check here <input type="checkbox"/> if Form 2220 is attached	8		
9	Tax due. If the total of lines 5 and 8 is more than line 7, enter amount owed	9	964	
10	Overpayment. If line 7 is more than the total of lines 5 and 8, enter the amount overpaid	10	0	
11	Enter the amount of line 10 to be. Credited to 2011 estimated tax <input type="checkbox"/> Refunded <input type="checkbox"/>	11	0	

Part VII-A Statements Regarding Activities

	Yes	No
1a During the tax year, did the foundation attempt to influence any national, state, or local legislation or did it participate or intervene in any political campaign?		X
b Did it spend more than \$100 during the year (either directly or indirectly) for political purposes (see page 19 of the instructions for definition)? <i>If the answer is "Yes" to 1a or 1b, attach a detailed description of the activities and copies of any materials published or distributed by the foundation in connection with the activities.</i>		X
c Did the foundation file Form 1120-POL for this year?	N/A	
d Enter the amount (if any) of tax on political expenditures (section 4955) imposed during the year: (1) On the foundation. ▶ \$ _____ (2) On foundation managers ▶ \$ _____		
e Enter the reimbursement (if any) paid by the foundation during the year for political expenditure tax imposed on foundation managers. ▶ \$ _____		
2 Has the foundation engaged in any activities that have not previously been reported to the IRS? <i>If "Yes," attach a detailed description of the activities.</i>		X
3 Has the foundation made any changes, not previously reported to the IRS, in its governing instrument, articles of incorporation, or bylaws, or other similar instruments? <i>If "Yes," attach a conformed copy of the changes.</i>		X
4a Did the foundation have unrelated business gross income of \$1,000 or more during the year?		X
b If "Yes," has it filed a tax return on Form 990-T for this year?	N/A	
5 Was there a liquidation, termination, dissolution, or substantial contraction during the year? <i>If "Yes," attach the statement required by General Instruction T.</i>		X
6 Are the requirements of section 508(e) (relating to sections 4941 through 4945) satisfied either: • By language in the governing instrument, or • By state legislation that effectively amends the governing instrument so that no mandatory directions that conflict with the state law remain in the governing instrument?	X	
7 Did the foundation have at least \$5,000 in assets at any time during the year? <i>If "Yes," complete Part II, col. (c), and Part XV</i>	X	
8a Enter the states to which the foundation reports or with which it is registered (see page 19 of the instructions) ▶ Michigan		
b If the answer is "Yes" to line 7, has the foundation furnished a copy of Form 990-PF to the Attorney General (or designate) of each state as required by General Instruction G? <i>If "No," attach explanation</i>	X	
9 Is the foundation claiming status as a private operating foundation within the meaning of section 4942(j)(3) or 4942(j)(5) for calendar year 2010 or the taxable year beginning in 2010 (see instructions for Part XIV on page 27)? <i>If "Yes," complete Part XIV</i>		X
10 Did any persons become substantial contributors during the tax year? <i>If "Yes," attach a schedule listing their names and addresses</i>		X

Part VII-A Statements Regarding Activities (continued)

11	At any time during the year, did the foundation, directly or indirectly, own a controlled entity within the meaning of section 512(b)(13)? If "Yes," attach schedule (see page 20 of the instructions)	11		X
12	Did the foundation acquire a direct or indirect interest in any applicable insurance contract before August 17, 2008?	12		X
13	Did the foundation comply with the public inspection requirements for its annual returns and exemption application? Website address ▶ N/A	13	X	
14	The books are in care of ▶ JP Morgan Bank Telephone no. ▶ 214/965-2231 Located at ▶ P.O. Box 227237, Dallas, TX ZIP+4 ▶ 75222-7237			
15	Section 4947(a)(1) nonexempt charitable trusts filing Form 990-PF in lieu of Form 1041 —Check here. ▶ <input type="checkbox"/> and enter the amount of tax-exempt interest received or accrued during the year ▶ 15			
16	At any time during calendar year 2010, did the foundation have an interest in or a signature or other authority over a bank, securities, or other financial account in a foreign country? See page 20 of the instructions for exceptions and filing requirements for Form TD F 90-22.1. If "Yes," enter the name of the foreign country ▶	16	Yes	No

Part VII-B Statements Regarding Activities for Which Form 4720 May Be Required**File Form 4720 if any item is checked in the "Yes" column, unless an exception applies.**

		Yes	No
1a	During the year did the foundation (either directly or indirectly):		
(1)	Engage in the sale or exchange, or leasing of property with a disqualified person? <input type="checkbox"/> Yes <input checked="" type="checkbox"/> No		
(2)	Borrow money from, lend money to, or otherwise extend credit to (or accept it from) a disqualified person? <input type="checkbox"/> Yes <input checked="" type="checkbox"/> No		
(3)	Furnish goods, services, or facilities to (or accept them from) a disqualified person? <input type="checkbox"/> Yes <input checked="" type="checkbox"/> No		
(4)	Pay compensation to, or pay or reimburse the expenses of, a disqualified person? <input checked="" type="checkbox"/> Yes <input type="checkbox"/> No		
(5)	Transfer any income or assets to a disqualified person (or make any of either available for the benefit or use of a disqualified person)? <input type="checkbox"/> Yes <input checked="" type="checkbox"/> No		
(6)	Agree to pay money or property to a government official? (Exception. Check "No" if the foundation agreed to make a grant to or to employ the official for a period after termination of government service, if terminating within 90 days.) <input type="checkbox"/> Yes <input checked="" type="checkbox"/> No		
b	If any answer is "Yes" to 1a(1)–(6), did any of the acts fail to qualify under the exceptions described in Regulations section 53.4941(d)-3 or in a current notice regarding disaster assistance (see page 22 of the instructions)? <input type="checkbox"/> Organizations relying on a current notice regarding disaster assistance check here ▶ <input type="checkbox"/>	1b	X
c	Did the foundation engage in a prior year in any of the acts described in 1a, other than excepted acts, that were not corrected before the first day of the tax year beginning in 2010?	1c	X
2	Taxes on failure to distribute income (section 4942) (does not apply for years the foundation was a private operating foundation defined in section 4942(j)(3) or 4942(j)(5)):		
a	At the end of tax year 2010, did the foundation have any undistributed income (lines 6d and 6e, Part XIII) for tax year(s) beginning before 2010? <input type="checkbox"/> Yes <input checked="" type="checkbox"/> No If "Yes," list the years ▶ 20____, 20____, 20____, 20____		
b	Are there any years listed in 2a for which the foundation is not applying the provisions of section 4942(a)(2) (relating to incorrect valuation of assets) to the year's undistributed income? (If applying section 4942(a)(2) to all years listed, answer "No" and attach statement—see page 22 of the instructions.)	2b	X
c	If the provisions of section 4942(a)(2) are being applied to any of the years listed in 2a, list the years here. ▶ 20____, 20____, 20____, 20____		
3a	Did the foundation hold more than a 2% direct or indirect interest in any business enterprise at any time during the year? <input type="checkbox"/> Yes <input type="checkbox"/> No		
b	If "Yes," did it have excess business holdings in 2010 as a result of (1) any purchase by the foundation or disqualified persons after May 26, 1969; (2) the lapse of the 5-year period (or longer period approved by the Commissioner under section 4943(c)(7)) to dispose of holdings acquired by gift or bequest; or (3) the lapse of the 10-, 15-, or 20-year first phase holding period? (Use <i>Schedule C, Form 4720</i> , to determine if the foundation had excess business holdings in 2010.)	3b	N/A
4a	Did the foundation invest during the year any amount in a manner that would jeopardize its charitable purposes?	4a	X
b	Did the foundation make any investment in a prior year (but after December 31, 1969) that could jeopardize its charitable purpose that had not been removed from jeopardy before the first day of the tax year beginning in 2010?	4b	X

Part VII-B Statements Regarding Activities for Which Form 4720 May Be Required (continued)

5a	During the year did the foundation pay or incur any amount to:			
(1)	Carry on propaganda, or otherwise attempt to influence legislation (section 4945(e))?	<input type="checkbox"/> Yes	<input checked="" type="checkbox"/> No	
(2)	Influence the outcome of any specific public election (see section 4955); or to carry on, directly or indirectly, any voter registration drive?	<input type="checkbox"/> Yes	<input checked="" type="checkbox"/> No	
(3)	Provide a grant to an individual for travel, study, or other similar purposes?	<input type="checkbox"/> Yes	<input checked="" type="checkbox"/> No	
(4)	Provide a grant to an organization other than a charitable, etc., organization described in section 509(a)(1), (2), or (3), or section 4940(d)(2)? (see page 22 of the instructions)	<input type="checkbox"/> Yes	<input checked="" type="checkbox"/> No	
(5)	Provide for any purpose other than religious, charitable, scientific, literary, or educational purposes, or for the prevention of cruelty to children or animals?	<input type="checkbox"/> Yes	<input checked="" type="checkbox"/> No	
b	If any answer is "Yes" to 5a(1)–(5), did any of the transactions fail to qualify under the exceptions described in Regulations section 53.4945 or in a current notice regarding disaster assistance (see page 22 of the instructions)?	5b N/A		
	Organizations relying on a current notice regarding disaster assistance check here	<input type="checkbox"/>		
c	If the answer is "Yes" to question 5a(4), does the foundation claim exemption from the tax because it maintained expenditure responsibility for the grant?	<input type="checkbox"/> Yes	<input type="checkbox"/> No	
	If "Yes," attach the statement required by Regulations section 53.4945–5(d)			
6a	Did the foundation, during the year, receive any funds, directly or indirectly, to pay premiums on a personal benefit contract?	<input type="checkbox"/> Yes	<input checked="" type="checkbox"/> No	
b	Did the foundation, during the year, pay premiums, directly or indirectly, on a personal benefit contract?	6b N/A		
	If "Yes" to 6b, file Form 8870.			
7a	At any time during the tax year, was the foundation a party to a prohibited tax shelter transaction?	<input type="checkbox"/> Yes	<input checked="" type="checkbox"/> No	
b	If "Yes," did the foundation receive any proceeds or have any net income attributable to the transaction?	7b		

Part VIII Information About Officers, Directors, Trustees, Foundation Managers, Highly Paid Employees, and Contractors**1 List all officers, directors, trustees, foundation managers and their compensation (see page 22 of the instructions).**

(a) Name and address	(b) Title, and average hours per week devoted to position	(c) Compensation (if not paid, enter -0-)	(d) Contributions to employee benefit plans and deferred compensation	(e) Expense account, other allowances
JP Morgan Chase				
P.O. Box 227237 Dallas, TX	1 hr per wk	8,558		
R. Keith Stark, 1111 W Long				
Lake Rd, #202, Troy MI 48098	1 hr per wk	3,500		

2 Compensation of five highest-paid employees (other than those included on line 1—see page 23 of the instructions). If none, enter "NONE."

(a) Name and address of each employee paid more than \$50,000	(b) Title, and average hours per week devoted to position	(c) Compensation	(d) Contributions to employee benefit plans and deferred compensation	(e) Expense account, other allowances
N/A				

Total number of other employees paid over \$50,000 ☐

Part VIII Information About Officers, Directors, Trustees, Foundation Managers, Highly Paid Employees, and Contractors (continued)**3 Five highest-paid independent contractors for professional services** (see page 23 of the instructions). If none, enter "NONE."

(a) Name and address of each person paid more than \$50,000	(b) Type of service	(c) Compensation
N/A		

Total number of others receiving over \$50,000 for professional services **▶**

Part IX-A Summary of Direct Charitable Activities

List the foundation's four largest direct charitable activities during the tax year. Include relevant statistical information such as the number of organizations and other beneficiaries served, conferences convened, research papers produced, etc.	Expenses
1	
2	
3	
4	

Part IX-B Summary of Program-Related Investments (see page 24 of the instructions)

Describe the two largest program-related investments made by the foundation during the tax year on lines 1 and 2	Amount
1	
2	
All other program-related investments. See page 24 of the instructions	
3	
Total. Add lines 1 through 3 ▶	0

Part X Minimum Investment Return (All domestic foundations must complete this part. Foreign foundations, see page 24 of the instructions.)

1	Fair market value of assets not used (or held for use) directly in carrying out charitable, etc., purposes.		
a	Average monthly fair market value of securities	1a	1,405,796
b	Average of monthly cash balances	1b	76,652
c	Fair market value of all other assets (see page 25 of the instructions)	1c	
d	Total (add lines 1a, b, and c)	1d	1,482,448
e	Reduction claimed for blockage or other factors reported on lines 1a and 1c (attach detailed explanation)	1e	
2	Acquisition indebtedness applicable to line 1 assets	2	
3	Subtract line 2 from line 1d	3	1,482,448
4	Cash deemed held for charitable activities. Enter 1 1/2 % of line 3 (for greater amount, see page 25 of the instructions)	4	22,237
5	Net value of noncharitable-use assets. Subtract line 4 from line 3. Enter here and on Part V, line 4	5	1,460,211
6	Minimum investment return. Enter 5% of line 5	6	73,011

Part XI Distributable Amount (see page 25 of the instructions) (Section 4942(j)(3) and (j)(5) private operating foundations and certain foreign organizations check here ☐ and do not complete this part.)

1	Minimum investment return from Part X, line 6	1	73,011
2a	Tax on investment income for 2010 from Part VI, line 5	2a	1,797
b	Income tax for 2010. (This does not include the tax from Part VI.)	2b	
c	Add lines 2a and 2b	2c	1,797
3	Distributable amount before adjustments. Subtract line 2c from line 1	3	71,214
4	Recoveries of amounts treated as qualifying distributions	4	
5	Add lines 3 and 4	5	71,214
6	Deduction from distributable amount (see page 25 of the instructions)	6	
7	Distributable amount as adjusted. Subtract line 6 from line 5. Enter here and on Part XIII, line 1	7	71,214

Part XII Qualifying Distributions (see page 25 of the instructions)

1	Amounts paid (including administrative expenses) to accomplish charitable, etc., purposes:		
a	Expenses, contributions, gifts, etc.—total from Part I, column (d), line 26	1a	37,994
b	Program-related investments—total from Part IX-B	1b	
2	Amounts paid to acquire assets used (or held for use) directly in carrying out charitable, etc., purposes	2	
3	Amounts set aside for specific charitable projects that satisfy the:		
a	Suitability test (prior IRS approval required)	3a	
b	Cash distribution test (attach the required schedule)	3b	
4	Qualifying distributions. Add lines 1a through 3b. Enter here and on Part V, line 8, and Part XIII, line 4	4	37,994
5	Foundations that qualify under section 4940(e) for the reduced rate of tax on net investment income. Enter 1% of Part I, line 27b (see page 26 of the instructions)	5	
6	Adjusted qualifying distributions. Subtract line 5 from line 4	6	37,994

Note. The amount on line 6 will be used in Part V, column (b), in subsequent years when calculating whether the foundation qualifies for the section 4940(e) reduction of tax in those years

Part XIII Undistributed Income (see page 26 of the instructions)

	(a) Corpus	(b) Years prior to 2009	(c) 2009	(d) 2010
1 Distributable amount for 2010 from Part XI, line 7				71,214
2 Undistributed income, if any, as of the end of 2010:				
a Enter amount for 2009 only			33,369	
b Total for prior years: 20____, 20____, 20____				
3 Excess distributions carryover, if any, to 2010:				
a From 2005				
b From 2006				
c From 2007				
d From 2008				
e From 2009				
f Total of lines 3a through e	0			
4 Qualifying distributions for 2010 from Part XII, line 4: ► \$ 37,994				
a Applied to 2009, but not more than line 2a			33,369	
b Applied to undistributed income of prior years (Election required—see page 26 of the instructions)				
c Treated as distributions out of corpus (Election required—see page 26 of the instructions)				
d Applied to 2010 distributable amount				4,625
e Remaining amount distributed out of corpus				
5 Excess distributions carryover applied to 2010 (If an amount appears in column (d), the same amount must be shown in column (a).)				
6 Enter the net total of each column as indicated below:				
a Corpus. Add lines 3f, 4c, and 4e. Subtract line 5	0			
b Prior years' undistributed income. Subtract line 4b from line 2b		0		
c Enter the amount of prior years' undistributed income for which a notice of deficiency has been issued, or on which the section 4942(a) tax has been previously assessed				
d Subtract line 6c from line 6b. Taxable amount—see page 27 of the instructions		0		
e Undistributed income for 2009. Subtract line 4a from line 2a. Taxable amount—see page 27 of the instructions			0	
f Undistributed income for 2010. Subtract lines 4d and 5 from line 1. This amount must be distributed in 2011				66,589
7 Amounts treated as distributions out of corpus to satisfy requirements imposed by section 170(b)(1)(F) or 4942(g)(3) (see page 27 of the instructions)				
8 Excess distributions carryover from 2005 not applied on line 5 or line 7 (see page 27 of the instructions)				
9 Excess distributions carryover to 2011. Subtract lines 7 and 8 from line 6a	0			
10 Analysis of line 9:				
a Excess from 2006				
b Excess from 2007				
c Excess from 2008				
d Excess from 2009				
e Excess from 2010				

Part XIV Private Operating Foundations (see page 27 of the instructions and Part VII-A, question 9)

1a If the foundation has received a ruling or determination letter that it is a private operating foundation, and the ruling is effective for 2010, enter the date of the ruling ►

b Check box to indicate whether the foundation is a private operating foundation described in section ☐ 4942(j)(3) or ☐ 4942(j)(5)

	Tax year	Prior 3 years			(e) Total
	(a) 2010	(b) 2009	(c) 2008	(d) 2007	
2a Enter the lesser of the adjusted net income from Part I or the minimum investment return from Part X for each year listed					0
b 85% of line 2a	0	0	0	0	0
c Qualifying distributions from Part XII, line 4 for each year listed					0
d Amounts included in line 2c not used directly for active conduct of exempt activities					0
e Qualifying distributions made directly for active conduct of exempt activities. Subtract line 2d from line 2c	0	0	0	0	0
3 Complete 3a, b, or c for the alternative test relied upon:					
a "Assets" alternative test—enter:					
(1) Value of all assets					0
(2) Value of assets qualifying under section 4942(j)(3)(B)(i)					0
b "Endowment" alternative test—enter 2/3 of minimum investment return shown in Part X, line 6 for each year listed					0
c "Support" alternative test—enter:					
(1) Total support other than gross investment income (interest, dividends, rents, payments on securities loans (section 512(a)(5)), or royalties)					0
(2) Support from general public and 5 or more exempt organizations as provided in section 4942(j)(3)(B)(iii)					0
(3) Largest amount of support from an exempt organization					0
(4) Gross investment income					0

Part XV Supplementary Information (Complete this part only if the foundation had \$5,000 or more in assets at any time during the year—see page 28 of the instructions.)

1 Information Regarding Foundation Managers:

a List any managers of the foundation who have contributed more than 2% of the total contributions received by the foundation before the close of any tax year (but only if they have contributed more than \$5,000). (See section 507(d)(2).)

N/A

b List any managers of the foundation who own 10% or more of the stock of a corporation (or an equally large portion of the ownership of a partnership or other entity) of which the foundation has a 10% or greater interest.

N/A

2 Information Regarding Contribution, Grant, Gift, Loan, Scholarship, etc., Programs:

Check here ☐ if the foundation only makes contributions to preselected charitable organizations and does not accept unsolicited requests for funds. If the foundation makes gifts, grants, etc. (see page 28 of the instructions) to individuals or organizations under other conditions, complete items 2a, b, c, and d.

a The name, address, and telephone number of the person to whom applications should be addressed:

JPMorgan Chase Bank, P.O. Box 227237 Dallas, TX 214/965-2231

b The form in which applications should be submitted and information and materials they should include:

No particular form

c Any submission deadlines:

N/A

d Any restrictions or limitations on awards, such as by geographical areas, charitable fields, kinds of institutions, or other factors:

N/A

Part XV **Supplementary Information** (continued)**3 Grants and Contributions Paid During the Year or Approved for Future Payment**

Recipient Name and address (home or business)	If recipient is an individual, show any relationship to any foundation manager or substantial contributor	Foundation status of recipient	Purpose of grant or contribution	Amount
a Paid during the year				
Focus Hope 1355 Oakman Blvd. Detroit, MI 48238	501(c)(3)org		Support public charity	20,000
Reaching Higher, Inc. 8609 W. Grand River, Ste 205 Brighton, MI 48116	501(c)(3)org		Support public charity	5,000
St. Mary School Endowment Foundation, PO Box 340 303 St Mary's St Lake Leelanau, MI 49653	501(c)(3)org		Support public charity	5,000
Exceptional Horseback Riders of Saginaw County 6495 N River Rd, PO Box 29 Freeland, MI 48623	501(c)(3)org		Support public charity	1,950
Angel House 3319 Greenfield, #260 Dearborn, MI 48120			Support public charity	500
Starr Commonwealth Support 13725 Starr Commonwealth Albion MI 49224	501(c)(3)org		Support public charity	1,000
Total			3a	33,450
b Approved for future payment				
Total			3b	0

Enter gross amounts unless otherwise indicated.

Enter gross amounts unless otherwise indicated.		Unrelated business income		Excluded by section 512, 513, or 514		(e) Related or exempt function income (See page 28 of the instructions.)
		(a) Business code	(b) Amount	(c) Exclusion code	(d) Amount	
1	Program service revenue:					
a	_____					
b	_____					
c	_____					
d	_____					
e	_____					
f	_____					
g	Fees and contracts from government agencies					
2	Membership dues and assessments					
3	Interest on savings and temporary cash investments					
4	Dividends and interest from securities			14	23,921	
5	Net rental income or (loss) from real estate:					
a	Debt-financed property					
b	Not debt-financed property					
6	Net rental income or (loss) from personal property					
7	Other investment income					
8	Gain or (loss) from sales of assets other than inventory			18	76,924	
9	Net income or (loss) from special events					
10	Gross profit or (loss) from sales of inventory					
11	Other revenue: a _____					
b	_____					
c	_____					
d	_____					
e	_____					
12	Subtotal. Add columns (b), (d), and (e)		0		100,845	0
13	Total. Add line 12, columns (b), (d), and (e)				13	100,845

(See worksheet in line 13 instructions on page 29 to verify calculations.)

Part XVI-B Relationship of Activities to the Accomplishment of Exempt Purposes

[illegible]

1	Did the organization directly or indirectly engage in any of the following with any other organization described in section 501(c) of the Code (other than section 501(c)(3) organizations) or in section 527, relating to political organizations?		Yes	No
a	Transfers from the reporting foundation to a noncharitable exempt organization of:			
	(1) Cash	1a(1)		
	(2) Other assets	1a(2)		
b	Other transactions:			
	(1) Sales of assets to a noncharitable exempt organization	1b(1)		
	(2) Purchases of assets from a noncharitable exempt organization	1b(2)		
	(3) Rental of facilities, equipment, or other assets	1b(3)		
	(4) Reimbursement arrangements	1b(4)		
	(5) Loans or loan guarantees	1b(5)		
	(6) Performance of services or membership or fundraising solicitations	1b(6)		
c	Sharing of facilities, equipment, mailing lists, other assets, or paid employees	1c		
d	If the answer to any of the above is "Yes," complete the following schedule. Column (b) should always show the fair market value of the goods, other assets, or services given by the reporting foundation. If the foundation received less than fair market value in any transaction or sharing arrangement, show in column (d) the value of the goods, other assets, or services received.			

[illegible]

2a Is the foundation directly or indirectly affiliated with, or related to, one or more tax-exempt organizations described in section 501(c) of the Code (other than section 501(c)(3)) or in section 527? ☐ Yes ☐ No

b If “Yes,” complete the following schedule

(a) Name of organization	(b) Type of organization	(c) Description of relationship

**Sign
Here**

Under penalties of perjury, I declare that I have examined this return, including accompanying schedules and statements, and to the best of my knowledge and belief, it is true, correct, and complete. Declaration of preparer (other than taxpayer or fiduciary) is based on all information of which preparer has any knowledge.

Signature of officer or trustee

Date 02/18/11

TRUST officer
Title

**Paid
Preparer
Use Only**

Print/Type preparer's name

~~Preparer's signature~~

Date _____

Check ☐ if self-employed

PTIN

R. Keith Stark, Esq

Firm's name ▶ Stark Reagan, PC, 1111 W Long Lake

Firm's address	Ste 202, Troy, MI 48098
----------------	-------------------------

Firm's EIN ► 38-2016115

Phone no	248/641-9955
----------	--------------



MILLER, LOUISE TULLER TRUST ACCT R68388009
For the Period 7/1/10 to 6/30/11

Account Summary

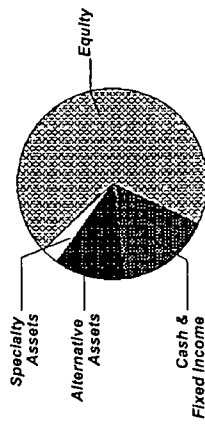
PRINCIPAL

Asset Allocation	Beginning Market Value	Ending Market Value	Change In Value	Estimated Annual Income	Current Allocation
Equity	717,305 57	1,065,149 04	347,843 47	8,646 32	71%
Alternative Assets	106,092 78	188,021 26	81,928 48	2,736 57	12%
Cash & Fixed Income	468,922 64	249,934 13	(218,988 51)	9,908 34	16%
Specialty Assets	2 00	2 00	0 00		1%
Market Value	\$1,292,322 99	\$1,503,106 43	\$210,783 44	\$21,291 23	100%

INCOME

Cash Position	Beginning Market Value	Ending Market Value	Change In Value
Cash Balance	10,724 64	1,092 94	(9,631 70)
Accruals	934 11	1,156 29	222 18
Market Value	\$11,658.75	\$2,249 23	(\$9,409.52)

Asset Allocation





MILLER, LOUISE TULLER TRUST ACCT. R68388009
For the Period 7/1/10 to 6/30/11

Account Summary

CONTINUED

	PRINCIPAL		INCOME	
	Current Period Value	Year-to-Date Value	Current Period Value	Year-to-Date Value
Portfolio Activity				
Beginning Market Value	1,292,322.99	1,292,322.99	10,724.64	10,724.64
Additions			10,500.39	10,500.39
Withdrawals & Fees	(15,231.87)	(15,231.87)	(43,931.57)	(43,931.57)
Net Additions/Withdrawals	(\$15,231.87)	(\$15,231.87)	(\$33,431.18)	(\$33,431.18)
Income			23,799.48	23,799.48
Change In Investment Value	226,015.31	226,015.31		
Ending Market Value	\$1,503,106.43	\$1,503,106.43	\$1,092.94	\$1,092.94
Accruals	--	--	1,156.29	1,156.29
Market Value with Accruals	--	--	\$2,249.23	\$2,249.23

J.P.Morgan



MILLER, LOUISE TULLER TRUST ACCT R88388009
For the Period 7/1/10 to 6/30/11

Account Summary

CONTINUED

Tax Summary	Current Period Value	Year-to-Date Value
Domestic Dividends/Distributions	23,757 11	23,757 11
Interest Income	42 37	42 37
Taxable Income	\$23,799 48	\$23,799.48

	Current Period Value	Year-to-Date Value
LT Capital Gain Distributions	591 51	591 51
ST Realized Gain/Loss	8,229 53	8,229 53
LT Realized Gain/Loss	68,694 61	68,694 61
Realized Gain/Loss	\$77,515.65	\$77,515.65

	To-Date Value
Unrealized Gain/Loss	\$190,080.17

Cost Summary	Cost
Equity	906,072.49
Cash & Fixed Income	228,278 38
Total	\$1,134,350 87

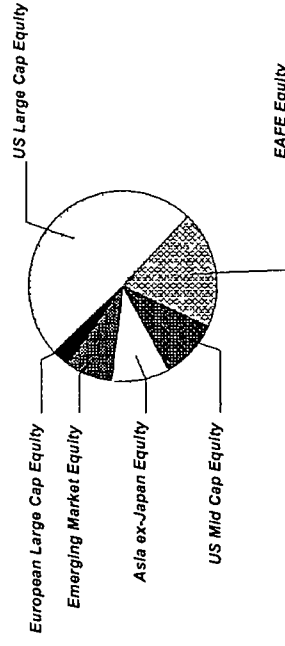
J.P. Morgan



MILLER, LOUISE TULLER TRUST ACCT R68388009
For the Period 7/1/10 to 6/30/11

Equity Summary

Asset Categories	Beginning Market Value	Ending Market Value	Change In Value	Current Allocation
US Large Cap Equity	344,080 40	512,144 53	168,064 13	35%
US Mid Cap Equity	101,557 64	111,073 94	9,516 30	7%
US Small Cap Equity	23,964 57	0 00	(23,964 57)	
EAFE Equity	111,940 88	212,627 58	100,986 70	14%
European Large Cap Equity	0 00	30,351 51	30,351 51	2%
Asia ex-Japan Equity	136,062 08	107,082 65	(28,979 43)	7%
Emerging Market Equity	0 00	91,868 83	91,868 83	6%
Total Value	\$717,305.57	\$1,065,149.04	\$347,843.47	71%



Equity as a percentage of your portfolio - 71 %

Market Value/Cost	Current Period Value
Market Value	1,065,149 04
Tax Cost	906,072 49
Unrealized Gain/Loss	159,076 55
Estimated Annual Income	8,646 32
Accrued Dividends	60 00
Yield	0 81 %

J.P.Morgan



MILLER, LOUISE TULLER TRUST ACCT R68388009
For the Period 7/1/10 to 6/30/11

Note: R indicates position reviewed

Equity Detail

	Price	Quantity	Value	Adjusted Tax Cost Original Cost	Unrealized Gain/Loss	Est Annual Inc Accrued Div.	Yield
US Large Cap Equity							
BARC REN SPX 11/16/11	109 05	20,000 000	21,810 00	19,800 00	2,010 00		
(10%BUFFER-2XLEV-6 3%CAP- 12 6%MAXTRN)							
INITIAL LEVEL-10/29/10 SPX 1183 26 06740P-A8-9							
BARC REN SPX 01/25/12	105 30	20,000 000	21,060 00	19,800 00	1,260 00		
2XLEV-9 65%CAP-19 3%MAXPYMT							
INITIAL LEVEL-01/06/11 SPX 1273 85 06741J-AA-7							
BNP CONT BUFF EQ SPX 05/02/12	99 46	25,000 000	24,865 10	24,750 00	115 10		
80% CONTIN BARRIER- 1 7%CPN 20% CAP							
INITIAL LEVEL-04/15/11 SPX 1319 68 ISINUS05567LV618 05567L-V6-1							
CS REN SPX 07/29/11	116 34	13,000 000	15,124 20	12,870 00	2,254 20		
(10%BUFFER-2XLEV-8 2%CAP- 16 4%MAXPYMT)							
INITIAL LEVEL-07/01/10 SPX 1027 37 22546E-XD-1							
EDGEWOOD GROWTH FUND	12 10	2,604 569	31,515 28	29,640 00	1,875 28		
0075W0-75-9 EGFI X							
FMI FDS INC	16 65	4,637 794	77,219 27	47,954 79	29,264 48	635 37	0 82 %
LARGE CAP FD 302933-20-5 FMIH X							

J.P. Morgan



MILLER, LOUISE TULLER TRUST ACCT R68388009
For the Period 7/1/10 to 6/30/11

	Price	Quantity	Value	Adjusted Tax Cost Original Cost	Unrealized Gain/Loss	Est. Annual Inc Accrued Div	Yield
US Large Cap Equity							
R GS BREN SPX 08/16/11 10%BUFFER-2XLEV-9%CAP. 18%MAXPYMT INITIAL LEVEL-07/23/10 SPX 1102 66 38143U-LG-4	117.26	13,000,000	15,244.19	12,870.00	2,374.19		
HARTFORD CAPITAL APPRECIATION FUND							
416649-30-9 ITHI X	34.35	940,695	32,312.87	23,000.00	9,312.87		
HSBC REN SPX 3/12/12							
2XLEV-8 6%CAP-17 2%MAXPYMT INITIAL LEVEL-3/4/11 SPX 1321 15 4042K1-ER-0	99.25	20,000,000	19,850.00	19,800.00	50.00		
ISHARES TRUST S&P 500 INDEX FUND							
464287-20-0 IVV	132.42	116,000	15,360.72	14,777.24	583.48	283.85	1.85%
JPMINTREPID AMERICA FD - SEL							
4812A2-10-8 JPIA X	24.73	344,334	8,515.38	5,543.00	2,972.38	77.13	0.91%
JPM LARGE CAP GROWTH FD - SEL							
4812C0-53-0 SEEG X	22.31	2,677,080	59,725.65	32,472.98	27,252.67		
JPM US LRGE CAP CORE PLUS FD - SEL							
4812A2-38-9 JLPS X	21.40	3,685,644	78,872.78	78,838.30	34.48	328.02	0.42%
MANNING & NAPIER FUND INC							
EQUITY SERIES 563821-60-2 EXEY X	19.80	766,287	15,172.48	14,820.00	352.48	39.84	0.26%
SPDR S&P 500 ETF TRUST							
78462F-10-3 SPY	131.97	347,000	45,793.59	40,033.91	5,759.68	845.29	1.85%

J.P. Morgan



MILLER, LOUISE TULLER TRUST ACCT R68388009
For the Period 7/1/10 to 6/30/11

	Price	Quantity	Value	Adjusted Tax Cost Original Cost	Unrealized Gain/Loss	Est Annual Inc Accrued Div.	Yield
US Large Cap Equity							
VICTORY PORTFOLIOS DIVRS STK CL I 92646A-85-6 VDSI X	15 69	1,893 118	29,703 02	30,473 95	(770 93)	352 11	1 19%
Total US Large Cap Equity			\$512,144.53	\$427,444.17	\$84,700.36	\$2,561.61	0.50 %
US Mid Cap Equity							
ISHARES RUSSELL MIDCAP INDEX FUND 464287-49-9 IWR	109 34	314 000	34,332 76	21,935 30	12,397 46	497 69	1 45%
ISHARES S&P MIDCAP 400 INDEX FUND 464287-50-7 IJH	97 70	277 000	27,062 90	24,351 82	2,711 08	284 20	1 05%
JPMIMARKET EXPANSION INDEX FD - SEL 4812C1-63-7 PGMI X	11 57	2,739 931	31,701 00	22,487 00	9,214 00	202 75	0 64 %
JPMIMID CAP GROWTH - SEL 4812C1-71-0 HLGE X	24 97	719 955	17,977 28	10,192 88	7,784 40	60.00	
Total US Mid Cap Equity			\$111,073.94	\$78,967.00	\$32,106.94	\$984.64 \$60.00	0.89 %
EAFE Equity							
ARTISAN INTL VALUE FUND - INV 04314H-88-1 ARTK X	28 52	1,100 465	31,385 26	29,888 64	1,496 62	389 56	1.24 %
BARC BREN EAFE 2/23/12 10%BUFFER-2XLEV-7 81%CAP- 15 62%MAXRTRN INITIAL LEVEL-2/4/11 SX5E 3003 19 UKX:5997 38 TPX 935 36 06738K-BA-8	101 28	15,000 000	15,192 00	14,850 00	342 00		



MILLER, LOUISE TULLER TRUST ACCT. R68388009
For the Period 7/1/10 to 6/30/11

	Price	Quantity	Value	Adjusted Tax Cost Original Cost	Unrealized Gain/Loss	Est Annual Inc Accrued Div.	Yield
EAFE Equity							
CS BREN EAFE 3/14/12	100.23	15,000,000	15,034.50	14,850.00	184.50		
10%BUFFER-2XLEV-7 306%CAP-							
14 612%MAXRTRN							
INITIAL LEVEL-02/25/11 SX5E 2985 02							
UKX 6001 2 TPX 941 93							
22546E-X7-4							
DODGE & COX INTERNATIONAL STOCK	36.78	1,083,025	39,833.66	34,785.09	5,048.57	536.09	1.35%
256206-10-3 DODF X							
R GS BREN EAFE 11/16/11	106.53	15,000,000	15,979.65	14,850.00	1,129.65		
(10%BUFFER-2XLEV-8 39%CAP-							
16 78%MAXRTRN)							
INITIAL LEVEL-10/29/10 SX5E 2844 99							
UKX 5675 16 TPX 810 91							
38143U-PA-3							
R GS BREN EAFE 4/10/12	101.82	15,000,000	15,272.40	14,850.00	422.40		
10%BUFFER-2XLEV-8 15%CAP-							
16 3%MAXRTRN							
INITIAL LEVEL-3/25/11 SX5E 2911 33							
UKX 5900 76 TPX 857 38							
38143U-TG-6							
ISHARES MSCI EAFE INDEX FUND	60.14	746,000	44,864.44	46,843.58	(1,979.14)	1,252.53	2.79%
464287-46-5 EFA							
IVY GLOBAL NATURAL RESOURCE-I	22.23	1,577,403	35,065.67	19,764.80	15,300.87		
465899-50-8 IGNI X							
Total EAFE Equity			\$212,627.58	\$190,682.11	\$21,945.47	\$2,178.18	1.02%



MILLER, LOUISE TULLER TRUST ACCT R68388009
For the Period 7/1/10 to 6/30/11

	Pnce	Quantity	Value	Adjusted Tax Cost Original Cost	Unrealized Gain/Loss	Est Annual Inc Accrued Div	Yield
European Large Cap Equity							
VANGUARD MSCI EUROPE ETF 922042-87-4 VGK	53 53	567 000	30,351 51	31,347 22	(995 71)	1,307.50	4 31 %
Asia ex-Japan Equity							
COLUMBIA FDS SER TR II MASS ASIA PC JP R5 19763P-57-2 TAPR X	14 42	2,124 042	30,628 69	30,480.00	148 69	172 04	0 56 %
JPM ASIA EQUITY FD - SEL 4812A0-70-6 JPAS X	37 49	1,017 101	38,131 12	32,428 53	5,702 59	67 12	0 18 %
MS BREN ASIA BASKET 1/18/12 10%BUFFER-2XLEV-6 45%CAP- 13 50%MAXTRN INITIAL LEVEL-1/7/11 ASIA BASKET 100 617482-QL-1	101 16	15,000 000	15,173 25	14,850 00	323 25		
T ROWE PRICE INTERNATIONAL FUNDS INC NEW ASIA FUND 77956H-50-0 PRAS X	19 74	1,172 725	23,149 59	15,046.06	8,103 53	105 54	0 46 %
Total Asia ex-Japan Equity			\$107,082.65	\$92,804.59	\$14,278.06	\$344.70	0.32 %
Emerging Market Equity							
DELAWARE EMERGING MARKETS FUND 245914-81-7 DEMI X	16 02	1,819 540	29,149 03	29,640.30	(491 27)	218.34	0 75 %
VANGUARD MSCI EMERGING MARKETS ETF 922042-85-8 VWO	48 62	1,290 000	62,719 80	55,187 10	7,532 70	1,051 35	1 68 %
Total Emerging Market Equity			\$91,868.83	\$84,827.40	\$7,041.43	\$1,269.69	1.38 %

J.P. Morgan

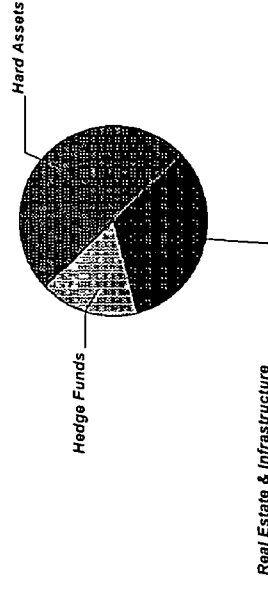


MILLER, LOUISE TULLER TRUST ACCT R68388009
For the Period 7/1/10 to 6/30/11

Alternative Assets Summary

Asset Categories	Beginning Estimated Value	Ending Estimated Value	Change In Value	Current Allocation
Hedge Funds	67,099 78	30,339 79	(36,759 99)	2%
Real Estate & Infrastructure	26,080 28	64,562 96	38,482 68	4%
Hard Assets	12,912 72	93,118 51	80,205 79	6%
Total Value	\$106,092.78	\$188,021.26	\$81,928.48	12%

Asset Categories



Alternative Assets as a percentage of your portfolio - 12 %

Alternative Assets Detail

	Price	Quantity	Estimated Value	Cost
Hedge Funds				
EATON VANCE MUT FDS TR	10 16	2,986 200	30,339 79	30,877 28
GLOBAL MACRO - I				
277923-72-8 EIGM X				

J.P. Morgan



MILLER, LOUISE TULLER TRUST ACCT R68388009
For the Period 7/1/10 to 6/30/11

	Quantity/Original Commitment Amount	Cost/Net Capital Called Since Inception	Net Distributions Since Inception	Estimated Value	Est Annual Inc Accrued Div.	Yield
Real Estate & Infrastructure						
JPM US REAL ESTATE FD - SEL 4812C0-61-3 SUJE X	3,829 36	61,900 68		64,562 96	1,321 12 352 11	2 05 %

Amounts shown above under "Estimated Value" for private equity funds are estimates based on the latest fund values received from each underlying fund, which value may be as of a date (underlying fund value date) prior to the period covered by this statement. The values provided by the underlying fund have been adjusted for any cash flows between your account and such fund that have occurred subsequent to the underlying fund value date to derive the "Estimated Value". Therefore, such "Estimated Value" may not reflect the value of your interest shown on any fund's actual books and records as of the date of this statement. For additional information, please contact your J.P. Morgan representative.

For private equity funds, Estimated Values are based on estimates provided by the underlying funds that are generally presented on a US GAAP basis (i.e., "marked-to-market"). However, some of these value, or "marked-to-market". Most of these underlying funds also present their audited financial statements on a US GAAP basis (i.e., "marked-to-market"). However, some of these underlying funds present their audited financial statements using the Income Tax Basis of Accounting, which records investments "at cost" based on the accrual basis of accounting for Federal income taxes. Where the underlying fund provides periodic estimates on a "marked-to-market" basis but reflects investments "at cost" in its audited financial statements, the marked-to-market Estimated Value shown herein for a private equity fund may be materially different from the value reflected on such fund's audited financial statements (which are also based on the audited financial statements of the underlying fund).

	Price	Quantity	Estimated Value	Cost
Hard Assets				
HIGHBRIDGE DYNAMIC COMM STRG FD -SEL 48121A-67-0 HDGS X	19 70	3,980 673	78,419 26	71,045 43
MS WHITE METALS QRN 02/06/12 LINKED TO PLTMLNPM & PLDMLNPM 90% BARRIER, 16 2% MAX RET 1/28/11 617482-QV-9	98 00	15,000 000	14,699 25	14,850 00
Total Hard Assets			\$93,118.51	\$85,895.43

J.P. Morgan

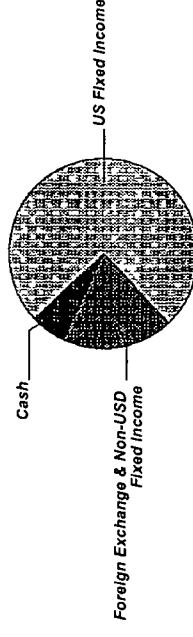


MILLER, LOUISE TULLER TRUST ACCT R68388009
For the Period 7/1/10 to 6/30/11

Cash & Fixed Income Summary

Asset Categories	Beginning Market Value	Ending Market Value	Change In Value	Current Allocation
Cash	94,456 73	20,595 15	(73,861 58)	1%
US Fixed Income	361,104 78	183,159 19	(177,945 59)	12%
Foreign Exchange & Non-USD Fixed Income	13,361 13	46,179 79	32,818 66	3%
Total Value	\$468,922.64	\$249,934.13	(\$218,988.51)	16%

Market Value/Cost	Current Period Value
Market Value	249,934 13
Tax/Cost	228,278 38
Unrealized Gain/Loss	21,655 75
Estimated Annual Income	9,908 34
Accrued Interest	649 04
Yield	3 96 %



Cash & Fixed Income as a percentage of your portfolio - 16 %

SUMMARY BY MATURITY

Cash & Fixed Income	Market Value	% of Bond Portfolio
0-6 months ¹	249,934 13	100%

¹ The years indicate the number of years until the bond is scheduled to mature based on the statement end date. Some bonds may be called, or paid in full, before their stated maturity.

SUMMARY BY TYPE

Cash & Fixed Income	Market Value	% of Bond Portfolio
Cash	20,595 15	8%
International Bonds	31,675 06	12%
Mutual Funds	197,663 92	80%
Total Value	\$249,934.13	100%



MILLER, LOUISE TULLER TRUST ACCT. R68388009
For the Period 7/1/10 to 6/30/11

Note: ¹ This is the Annual Percentage Yield (APY) which is the rate earned if balances remain on deposit for a full year with compounding, there is no change in the interest rate and all interest is left in the account

Cash & Fixed Income Detail

	Price	Quantity	Value	Adjusted Tax Cost Original Cost	Unrealized Gain/Loss	Est Annual Income Accrued Interest	Yield
Cash							
US DOLLAR PRINCIPAL	1 00	20,595 15	20,595 15	20,595 15		10 29	0 05% ¹
US Fixed Income							
EATON VANCE MUT FDS TR FLTIRT CLI 277911-49-1	9 03	1,650.34	14,902 60	14,424 00	478 60	617 22 48 92	4 14%
FIDELITY ADVISOR HIGH INCOME ADVANTAGE FUND 315807-87-5	9 74	2,579 87	25,127 91	14,963 24	10,164 67	1,725 93 107 65	6 87%
JPM STR INC OPP FD 4812A4-35-1	11 92	3,577 44	42,643 05	36,081 99	6,561 06	1,259 25 78 70	2 95%
JPM HIGH YIELD FD - SEL 4812C0-80-3	8 20	6,601 12	54,129 18	53,680 74	448 44	4,185 11 310 25	7 73%
JPM SHORT DURATION BOND FD - SEL 4812C1-33-0	11 00	4,214 22	46,356 45	44,544 33	1,812.12	766 98 63 21	1 65%
Total US Fixed Income			\$183,159.19	\$163,694.30	\$19,464.89	\$8,554.49 \$608.73	4.67%
Foreign Exchange & Non-USD Fixed Income							
DREYFUS/LAUREL FDS TR PRM EMRGN MK I 261980-49-4	15 10	2,097 69	31,675 06	29,895 42	1,779 64	1,197 77	3 78%

J.P. Morgan



MILLER, LOUISE TULLER TRUST ACCT. R68388009
For the Period 7/1/10 to 6/30/11

		Price	Quantity	Value	Adjusted Tax Cost	Unrealized Gain/Loss	Est Annual Income	Yield
					Original Cost		Accrued Interest	
Foreign Exchange & Non-USD Fixed Income								
JPM INTL CURRENCY INCOME FD		11 64	1,246 11	14,504 73	14,093 51	411 22	145.79	1.01 %
4812A3-29-6							40 31	
Total Foreign Exchange & Non-USD Fixed Income				\$46,179.79	\$43,988.93	\$2,190.86	\$1,343.56	2.91 %
							\$40.31	



MILLER, LOUISE TULLER TRUST ACCT R68388009
For the Period 7/1/10 to 6/30/11

Specialty Assets Summary

Asset Categories	Beginning Estimated Value	Ending Estimated Value	Change In Value	Current Allocation
Oil & Gas	2 00	2 00	0 00	1%

Specialty Assets Detail

	Estimated Value Estimated Cost	Gross Income	Production Tax	Expenses	Net Income	Depletion	Net Income After Depletion
Oil & Gas							
50% MI IN W/2 NW/4 SEC 8-8N-3W, CLINTON CO., MI 70 ACRES RE MINERAL INTEREST Beafer 997708-97-5	1 00 1 00						
50% MI, 39 AC IN NE/4 NE/4 SEC 7-8N-3W, CLINTON CO., MI RE MINERAL INTEREST Beafer 997708-97-6	1 00 1 00						
Total Oil & Gas	\$2.00 \$2.00	\$0.00	\$0.00	\$0.00	\$0.00	\$0.00	\$0.00

J.P. Morgan

ACCT 501G R68388009
FROM 07/01/2010
TO 06/30/2011

JPMORGAN CHASE BANK, NA
STATEMENT OF CAPITAL GAINS AND LOSSES
MILLER, LOUISE TULLER TRUST
HARRY STARK
TRUST YEAR ENDING 06/30/2011

PAGE 44

RUN 08/05/2011
08 26 12 AM

TAX PREPARER JAO
TRUST ADMINISTRATOR DAJ
INVESTMENT OFFICER

LEGEND F - FEDERAL S - STATE I - INHERITED
E - EXEMPT FROM STATE U - ACQ COST UNKNOWN

PROPERTY DESCRIPTION	SHARES	DATE	SALES PRICE	COST BASIS	GAIN/LOSS	TERM
1475 6510 ASTON FDS TAMRO SMALL CAP FD CL I* - 00078H141 - MINOR = 65						
SOLD		09/09/2010	26207.56			
ACQ	1475 6510	05/18/2009	26207.56	20127 88	6079 68	LT15
2122 6620 ARBITRAGE FUNDS - I - 03875R205						
SOLD		04/27/2011	27509.70			
ACQ	2078 3310	09/14/2010	26935 17	27143 00	-207 83	ST
	44 3150	12/20/2010	574 32	566 35	7 97	ST
	0160	12/20/2010	0 21	0 21	0 00	ST
10000 0000 BARCLAYS BREN SPX		11/03/10 - 06739JN74 - MINOR = 37				
SOLD		11/03/2010	11420 00			
ACQ	10000 0000	10/16/2009	11420 00	9900 00	1520 00	LT15
15000 0000 BARC EAFE BREN 02/10/11 - 06740JRK8						
SOLD		02/10/2011	16387 50			
ACQ	15000.0000	01/22/2010	16387.50	14850 00	1537 50	LT15
23000 0000 CREDIT SUISSE MKT PLUS SPX 11/19/10 - 22546EJC9 - MINOR = 37						
SOLD		11/19/2010	30696 95			
ACQ	23000 0000	05/15/2009	30696 95	22770 00	7926 95	LT15
12000 0000 CREDIT SUISSE BREN EAFE 8/05/10 - 22546ELD4 - MINOR = 37						
SOLD		08/05/2010	13476 00			
ACQ	12000 0000	07/17/2009	13476 00	11880 00	1596.00	LT15
25000 0000 CS 12M ASIA BREN - 22546EQN7						
SOLD		01/12/2011	29950 00			
ACQ	25000 0000	12/11/2009	29950 00	24750 00	5200 00	LT15
40000 0000 CS 12M SPX NOTE - 22546EUD4						
SOLD		01/11/2011	42800 00			
ACQ	40000 0000	04/01/2010	42800 00	39680 00	3120 00	ST
10000 0000 DB ASIA BREN 03/17/11 - 2515A02S1						
SOLD		03/17/2011	11766 00			
ACQ	10000 0000	02/26/2010	11766 00	9900 00	1866 00	LT15
10000 0000 DB ASIA BREN 06/10/11 - 2515A04L4						
SOLD		06/10/2011	12010 00			
ACQ	10000 0000	05/20/2010	12010 00	9900 00	2110 00	LT15
172 6270 DODGE & INTERNATIONAL STOCK FUND - 256206103 - MINOR = 65						
SOLD		09/09/2010	5486 09			
ACQ	172 6270	09/11/2009	5486.09	5385 96	100 13	ST
1216 1100 EATON VANCE MUT FDS TR - 277923728						
SOLD		05/17/2011	12380 00			
ACQ	1216 1100	04/23/2010	12380 00	12623 22	-243 22	LT15
1291 6730 FIDELITY ADVISOR HIGH YIELD FD INST* - 315807875 - MINOR = 66						
SOLD		04/27/2011	12813 40			
ACQ	1282 5420	11/12/2008	12722.82	7438 74	5284 08	LT15
	9 1310	12/07/2009	90 58	77 25	13 33	LT15
3834 7120 GOLDMAN SACHS TRUST - 38141W679 - MINOR = 66						
SOLD		01/04/2011	28108 44			
ACQ	2480 0000	01/13/2010	18178 40	17533 60	644 80	ST
	1354 7120	09/09/2010	9930 04	9632 00	298 04	ST
15000 0000 GS 12M EAFE BREN 10/20/10 - 38143UER8						
SOLD		10/21/2010	15784 20			
ACQ	15000 0000	10/02/2009	15784 20	14850 00	934 20	LT15
28000 0000 GS 15M MID CALLABLE CONTINGENT - 38143UHR5						
SOLD		12/09/2010	29960 00			
ACQ	28000 0000	04/09/2010	29960 00	27756 40	2203 60	ST
10000 0000 HSBC EAFE BREN 11/03/10 - 4042K0B61						
SOLD		11/03/2010	10333 50			
ACQ	10000 0000	10/16/2009	10333 50	9900 00	433 50	LT15
10000 0000 HSBC BREN MKT PLUS SPX 1/20/11 - 4042K0YD1 - MINOR = 37						
SOLD		01/20/2011	13771 24			
ACQ	10000 0000	07/17/2009	13771 24	9900 00	3871 24	LT15
275 0000 ISHARES BARCLAYS TIPS BOND FUND - 464287176 - MINOR = 63						
SOLD		04/27/2011	30413 46			
ACQ	244 0000	11/12/2008	26985 03	23047 86	3937 17	LT15
	31 0000	12/13/2010	3428 43	3311 45	116 98	ST
146 0000 ISHARES TR RUSSELL MIDCAP INDEX FD - 464287499 - MINOR = 62						
SOLD		09/09/2010	12677 83			
ACQ	146 0000	09/19/2008	12677 83	13717 85	-1040 02	LT15
444 4110 IVY GLOBAL NATURAL RESOURCE-I - 465899508 - MINOR = 65						
SOLD		09/09/2010	7701 65			
ACQ	444 4110	11/12/2008	7701 65	6155 09	1546 56	LT15
406 3430 JPMORGAN TR I MKT NEUTRAL SEL - 48121A712						
SOLD		11/15/2010	6278 00			
ACQ	406 3430	04/06/2010	6278 00	6379 59	-101 59	ST
931 8810 JPMORGAN TR I MKT NEUTRAL SEL - 48121A712						
SOLD		01/04/2011	14425.52			
ACQ	931 8810	04/06/2010	14425 52	14630 53	-205 01	ST
225 0970 JPMORGAN ASIA EQUITY FUND - 4812A0706 - MINOR = 59						
SOLD		01/04/2011	8711 25			
ACQ	225 0970	09/28/2007	8711 25	9331 02	-619 77	LT15
773 7060 JPMORGAN ASIA EQUITY FUND - 4812A0706 - MINOR = 59						
SOLD		01/28/2011	28518 81			
ACQ	105 7890	05/14/2009	3899.38	2505 08	1394 30	LT15
	474 0410	06/04/2009	17473 16	12600 00	4873 16	LT15
	127 2900	09/28/2007	4691 91	5276 60	-584 69	LT15
	-66 5860	06/09/2010	-2454 36	-1876 38	-577-98	ST

ACCT 501G R68388009
FROM 07/01/2010
TO 06/30/2011

JPMORGAN CHASE BANK, NA
STATEMENT OF CAPITAL GAINS AND LOSSES
MILLER, LOUISE TULLER TRUST
HARRY STARK
TRUST YEAR ENDING 06/30/2011

PAGE 45

RUN 08/05/2011
08 26 12 AM

TAX PREPARER JA0
TRUST ADMINISTRATOR DAJ
INVESTMENT OFFICER

LEGEND F - FEDERAL S - STATE I - INHERITED
E - EXEMPT FROM STATE U - ACQ COST UNKNOWN

PROPERTY DESCRIPTION	SHARES	DATE	SALES PRICE	COST BASIS	GAIN/LOSS	TERM
500 3920 JPMORGAN INTREPID AMERICA FUND - 4812A2108 - MINOR = 59						
SOLD		09/09/2010	9997 83			
ACQ	500 3920	05/18/2009	9997 83	8111 36	1886 47	LT15
1329 2030 JPMORGAN HIGHBRIDGE STAT MKT NEUT FUND - 4812A2439 - MINOR = 59						
SOLD		11/15/2010	20350 10			
ACQ	773 9940	05/14/2009	11849 85	12500 00	-650 15	LT15
	555 2090	07/11/2008	8500 25	9038 80	-538 55	LT15
93 8540 JPMORGAN INTERNATIONAL CURRENCY - 4812A3296						
SOLD		04/27/2011	1099 03			
ACQ	93 8540	02/18/2011	1099 03	1061 49	37 54	ST
1240 8080 JPMORGAN TR I - 4812A4658 - MINOR = 59						
SOLD		09/09/2010	14331 33			
ACQ	1230 6860	05/18/2009	14214 42	11506 91	2707.51	LT15
	10 1220	12/16/2009	116.91	118 63	-1.72	ST
3414 6680 JPMORGAN CORE BOND FUND - 4812C0381 - MINOR = 60						
SOLD		01/04/2011	39166 24			
ACQ	3414 6680	05/31/2006	39166 24	35307 67	3858 57	LT15
3790 5200 JPMORGAN SHORT DURATION BOND FUND - 4812C1330 - MINOR = 60						
SOLD		01/04/2011	41581 99			
ACQ	3771 8960	09/28/2007	41377 69	39868 94	1508 75	LT15
	7.1970	12/15/2010	78 95	78 88	0 07	ST
	11 4270	12/15/2010	125 35	125 24	0 11	ST
6593 6310 JPMORGAN SHORT DURATION BOND FUND - 4812C1330 - MINOR = 60						
SOLD		04/27/2011	72464 00			
ACQ	6593 6310	09/28/2007	72464 00	69694 68	2769 32	LT15
759 3610 JPMORGAN DIVERSIFIED MID CAP GROWTH - 4812C1710 - MINOR = 59						
SOLD		09/09/2010	14336 74			
ACQ	759 3610	09/28/2007	14336 74	18383 51	-4046 77	LT15
481 5570 NUVEEN NWQ VALUE OPPORTUNITIES FUND - 67064Y636 - MINOR = 65						
SOLD		09/09/2010	15453 16			
ACQ	481 5570	05/18/2009	15453 16	11388 83	4064 33	LT15
589 6730 RIVERSOURCE INTL SER INC - 768915738 - MINOR = 65						
SOLD		01/28/2011	8202 36			
ACQ	589 0000	06/09/2010	8192 99	6549 68	1643 31	ST
	2750	12/22/2010	3 83	3 78	0 05	ST
	3980	12/22/2010	5 54	5 47	0 07	ST
1678 4320 ROWE T PRICE INTL FDS NEW ASIA FD* - 77956H500 - MINOR = 65						
SOLD		01/28/2011	31185 27			
ACQ	1648 7870	06/04/2009	30634 47	21153 94	9480 53	LT15
	7 0760	12/18/2009	131 47	112 86	18 61	LT15
	22 5690	12/20/2010	419 33	424 29	-4 96	ST
TOTALS			727755 15	650831 02		

SUMMARY OF CAPITAL GAINS/LOSSES

FEDERAL	SHORT TERM	LONG TERM 28%	LONG TERM 15%	ST WASH SALE	LT WASH SALE	1250 GAIN
SUBTOTAL FROM ABOVE	8229 54	0 00	68694 59	0 00	0 00	0 00*
COMMON TRUST FUND	0 00	0 00	0 00			0 00
CAPITAL GAIN DIVIDENDS	1530 40	0 00	591 50			0 00
	9759 94	0 00	69286 09	0 00	0 00	0 00

STATE

SUBTOTAL FROM ABOVE	8229 54	0 00	68694 59	0 00	0 00	0 00*
COMMON TRUST FUND	0 00	0 00	0 00			0 00
CAPITAL GAIN DIVIDENDS	1530 40	0 00	591 50			0 00
	9759 94	0 00	69286 09	0 00	0 00	0 00

* - 1250 GAIN DETAILED ON TRANS PAGES, NOT ABOVE

CAPITAL LOSS CARRYOVER

FEDERAL	0 00	0 00
MICHIGAN	0 00	0 00