



See a Social Security Number? Say Something!
Report Privacy Problems to <https://public.resource.org/privacy>
Or call the IRS Identity Theft Hotline at 1-800-908-4490



Form 990  Department of the Treasury Internal Revenue Service	Return of Organization Exempt From Income Tax Under section 501(c), 527, or 4947(a)(1) of the Internal Revenue Code (except black lung benefit trust or private foundation) ▶ The organization may have to use a copy of this return to satisfy state reporting requirements	OMB No 1545-0047
		2010
		Open to Public Inspection

A For the 2010 calendar year, or tax year beginning 07-01-2010 and ending 06-30-2011		
B Check if applicable <input type="checkbox"/> Address change <input type="checkbox"/> Name change <input type="checkbox"/> Initial return <input type="checkbox"/> Terminated <input type="checkbox"/> Amended return <input type="checkbox"/> Application pending	C Name of organization WAYNESBORO HOSPITAL	D Employer identification number 23-1360854
	Doing Business As	E Telephone number (717) 765-4000
	Number and street (or P O box if mail is not delivered to street address) 501 EAST MAIN STREET	Room/suite
	G Gross receipts \$ 68,382,011	
	City or town, state or country, and ZIP + 4 WAYNESBORO, PA 17268	
	F Name and address of principal officer PATRICK W O'DONNELL 501 EAST MAIN STREET WAYNESBORO, PA 17268	H(a) Is this a group return for affiliates? <input type="checkbox"/> Yes <input checked="" type="checkbox"/> No H(b) Are all affiliates included? <input type="checkbox"/> Yes <input type="checkbox"/> No If "No," attach a list (see instructions) H(c) Group exemption number ▶
I Tax-exempt status <input checked="" type="checkbox"/> 501(c)(3) <input type="checkbox"/> 501(c) () ◀ (Insert no) <input type="checkbox"/> 4947(a)(1) or <input type="checkbox"/> 527		
J Website: ▶ N/A		
K Form of organization <input checked="" type="checkbox"/> Corporation <input type="checkbox"/> Trust <input type="checkbox"/> Association <input type="checkbox"/> Other ▶		L Year of formation 1922
		M State of legal domicile PA

Part I	Summary		
Activities & Governance	1 Briefly describe the organization's mission or most significant activities THE WAYNESBORO HOSPITAL IS A REGIONAL NONPROFIT HEALTH CARE ORGANIZATION COMMITTED TO THE IMPROVEMENT OF THE HEALTH AND WELL-BEING OF THE PEOPLE IN SOUTH-CENTRAL PENNSYLVANIA		
	2 Check this box <input type="checkbox"/> if the organization discontinued its operations or disposed of more than 25% of its net assets		
	3 Number of voting members of the governing body (Part VI, line 1a)	3	12
	4 Number of independent voting members of the governing body (Part VI, line 1b)	4	11
5 Total number of individuals employed in calendar year 2010 (Part V, line 2a)	5	597	
6 Total number of volunteers (estimate if necessary)	6	123	
7a Total unrelated business revenue from Part VIII, column (C), line 12	7a	712,575	
b Net unrelated business taxable income from Form 990-T, line 34	7b	-2,735	
Revenue	8 Contributions and grants (Part VIII, line 1h)	Prior Year 188,242	Current Year 263,467
	9 Program service revenue (Part VIII, line 2g)	63,676,380	65,074,572
	10 Investment income (Part VIII, column (A), lines 3, 4, and 7d)	626,406	1,744,409
	11 Other revenue (Part VIII, column (A), lines 5, 6d, 8c, 9c, 10c, and 11e)	1,244,672	1,225,716
	12 Total revenue—add lines 8 through 11 (must equal Part VIII, column (A), line 12)	65,735,700	68,308,164
	13 Grants and similar amounts paid (Part IX, column (A), lines 1–3)	0	0
Expenses	14 Benefits paid to or for members (Part IX, column (A), line 4)	0	0
	15 Salaries, other compensation, employee benefits (Part IX, column (A), lines 5–10)	35,636,211	35,818,935
	16a Professional fundraising fees (Part IX, column (A), line 11e)	0	0
	b Total fundraising expenses (Part IX, column (D), line 25) ▶ ⁰		
	17 Other expenses (Part IX, column (A), lines 11a–11d, 11f–24f)	21,557,712	21,294,283
	18 Total expenses Add lines 13–17 (must equal Part IX, column (A), line 25)	57,193,923	57,113,218
	19 Revenue less expenses Subtract line 18 from line 12	8,541,777	11,194,946
	Net Assets or Fund Balances	20 Total assets (Part X, line 16)	Beginning of Current Year 70,887,279
21 Total liabilities (Part X, line 26)		8,108,774	8,665,865
22 Net assets or fund balances Subtract line 21 from line 20		62,778,505	70,791,068

Part II Signature Block					
Under penalties of perjury, I declare that I have examined this return, including accompanying schedules and statements, and to the best of my knowledge and belief, it is true, correct, and complete. Declaration of preparer (other than officer) is based on all information of which preparer has any knowledge.					
Sign Here	***** Signature of officer			2012-05-10 Date	
	PATRICK W O'DONNELL CHIEF FINANCIAL OFFICER Type or print name and title				
Paid Preparer Use Only	Print/Type preparer's name GREGORY P HALL CPA	Preparer's signature GREGORY P HALL CPA	Date	Check if self-employed <input type="checkbox"/>	PTIN
	Firm's name ▶ SMITH ELLIOTT KEARNS & COMPANY LLC				Firm's EIN ▶
	Firm's address ▶ 804 WAYNE AVENUE CHAMBERSBURG, PA 17201				Phone no ▶ (717) 263-3910
May the IRS discuss this return with the preparer shown above? (see instructions)					<input checked="" type="checkbox"/> Yes <input type="checkbox"/> No

Part III

Statement of Program Service Accomplishments

Check if Schedule O contains a response to any question in this Part III

1

Briefly describe the organization’s mission

THE WAYNESBORO HOSPITAL IS A REGIONAL NONPROFIT HEALTH CARE ORGANIZATION COMMITTED TO THE IMPROVEMENT OF THE HEALTH AND WELL-BEING OF THE PEOPLE IN SOUTH-CENTRAL PENNSYLVANIA

2

Did the organization undertake any significant program services during the year which were not listed on the prior Form 990 or 990-EZ?

☐ Yes ☒ No

If “Yes,” describe these new services on Schedule O

3

Did the organization cease conducting, or make significant changes in how it conducts, any program services?

☐ Yes ☒ No

If “Yes,” describe these changes on Schedule O

4

Describe the exempt purpose achievements for each of the organization’s three largest program services by expenses

Section 501(c)(3) and 501(c)(4) organizations and section 4947(a)(1) trusts are required to report the amount of grants and allocations to others, the total expenses, and revenue, if any, for each program service reported

4a

(Code) (Expenses \$ 46,692,130 including grants of \$) (Revenue \$ 65,471,330)

THE WAYNESBORO HOSPITAL PROVIDES NEEDED MEDICAL CARE TO THE COMMUNITY REGARDLESS OF ANY PATIENT'S ABILITY TO PAY HEALTH CARE SERVICES INCLUDE INPATIENT ROUTINE, INPATIENT ANCILLARY AND OUTPATIENT CARE ALL MANAGEMENT AND GENERAL EXPENSES ARE CONSIDERED PROGRAM RELATED

4b

(Code) (Expenses \$ including grants of \$) (Revenue \$)

4c

(Code) (Expenses \$ including grants of \$) (Revenue \$)

4d

Other program services (Describe in Schedule O)




















(Expenses \$ including grants of \$) (Revenue \$)

4e

Total program service expenses \$ 46,692,130

Part IV

Checklist of Required Schedules

	Yes	No
1 Is the organization described in section 501(c)(3) or 4947(a)(1) (other than a private foundation)? If "Yes," complete Schedule A 	1 Yes	
2 Is the organization required to complete Schedule B, Schedule of Contributors (see instruction)? 	2 Yes	
3 Did the organization engage in direct or indirect political campaign activities on behalf of or in opposition to candidates for public office? If "Yes," complete Schedule C, Part I	3	No
4 Section 501(c)(3) organizations. Did the organization engage in lobbying activities, or have a section 501(h) election in effect during the tax year? If "Yes," complete Schedule C, Part II	4	No
5 Is the organization a section 501(c)(4), 501(c)(5), or 501(c)(6) organization that receives membership dues, assessments, or similar amounts as defined in Revenue Procedure 98-19? If "Yes," complete Schedule C, Part III	5	
6 Did the organization maintain any donor advised funds or any similar funds or accounts where donors have the right to provide advice on the distribution or investment of amounts in such funds or accounts? If "Yes," complete Schedule D, Part I 	6	No
7 Did the organization receive or hold a conservation easement, including easements to preserve open space, the environment, historic land areas or historic structures? If "Yes," complete Schedule D, Part II 	7	No
8 Did the organization maintain collections of works of art, historical treasures, or other similar assets? If "Yes," complete Schedule D, Part III 	8	No
9 Did the organization report an amount in Part X, line 21, serve as a custodian for amounts not listed in Part X, or provide credit counseling, debt management, credit repair, or debt negotiation services? If "Yes," complete Schedule D, Part IV 	9	No
10 Did the organization, directly or through a related organization, hold assets in term, permanent, or quasi-endowments? If "Yes," complete Schedule D, Part V 	10 Yes	
11 If the organization's answer to any of the following questions is 'Yes,' then complete Schedule D, Parts VI, VII, VIII, IX, or X as applicable		
a Did the organization report an amount for land, buildings, and equipment in Part X, line 10? If "Yes," complete Schedule D, Part VI. 	11a Yes	
b Did the organization report an amount for investments—other securities in Part X, line 12 that is 5% or more of its total assets reported in Part X, line 16? If "Yes," complete Schedule D, Part VII. 	11b Yes	
c Did the organization report an amount for investments—program related in Part X, line 13 that is 5% or more of its total assets reported in Part X, line 16? If "Yes," complete Schedule D, Part VIII. 	11c	No
d Did the organization report an amount for other assets in Part X, line 15 that is 5% or more of its total assets reported in Part X, line 16? If "Yes," complete Schedule D, Part IX. 	11d	No
e Did the organization report an amount for other liabilities in Part X, line 25? If "Yes," complete Schedule D, Part X. 	11e Yes	
f Did the organization's separate or consolidated financial statements for the tax year include a footnote that addresses the organization's liability for uncertain tax positions under FIN 48 (ASC 740)? If "Yes," complete Schedule D, Part X. 	11f Yes	
12a Did the organization obtain separate, independent audited financial statements for the tax year? If "Yes," complete Schedule D, Parts XI, XII, and XIII 	12a Yes	
b Was the organization included in consolidated, independent audited financial statements for the tax year? If "Yes," and if the organization answered 'No' to line 12a, then completing Schedule D, Parts XI, XII, and XIII is optional 	12b Yes	
13 Is the organization a school described in section 170(b)(1)(A)(ii)? If "Yes," complete Schedule E	13	No
14a Did the organization maintain an office, employees, or agents outside of the United States?	14a	No
b Did the organization have aggregate revenues or expenses of more than \$10,000 from grantmaking, fundraising, business, and program service activities outside the United States? If "Yes," complete Schedule F, Parts I and IV 	14b Yes	
15 Did the organization report on Part IX, column (A), line 3, more than \$5,000 of grants or assistance to any organization or entity located outside the U S ? If "Yes," complete Schedule F, Parts II and IV 	15	No
16 Did the organization report on Part IX, column (A), line 3, more than \$5,000 of aggregate grants or assistance to individuals located outside the U S ? If "Yes," complete Schedule F, Parts III and IV 	16	No
17 Did the organization report a total of more than \$15,000, of expenses for professional fundraising services on Part IX, column (A), lines 6 and 11e? If "Yes," complete Schedule G, Part I (see instructions)	17	No
18 Did the organization report more than \$15,000 total of fundraising event gross income and contributions on Part VIII, lines 1c and 8a? If "Yes," complete Schedule G, Part II	18	No
19 Did the organization report more than \$15,000 of gross income from gaming activities on Part VIII, line 9a? If "Yes," complete Schedule G, Part III	19	No
20a Did the organization operate one or more hospitals? If "Yes," complete Schedule H 	20a Yes	
b If "Yes" to line 20a, did the organization attach its audited financial statement to this return? Note. Some Form 990 filers that operate one or more hospitals must attach audited financial statements (see instructions)	20b Yes	

Part IV

Checklist of Required Schedules (continued)

21	Did the organization report more than \$5,000 of grants and other assistance to governments and organizations in the United States on Part IX, column (A), line 1? <i>If "Yes," complete Schedule I, Parts I and II</i>	21		No
22	Did the organization report more than \$5,000 of grants and other assistance to individuals in the United States on Part IX, column (A), line 2? <i>If "Yes," complete Schedule I, Parts I and III</i>	22	Yes	
23	Did the organization answer "Yes" to Part VII, Section A, questions 3, 4, or 5, about compensation of the organization's current and former officers, directors, trustees, key employees, and highest compensated employees? <i>If "Yes," complete Schedule J</i>	23	Yes	
24a	Did the organization have a tax-exempt bond issue with an outstanding principal amount of more than \$100,000 as of the last day of the year, that was issued after December 31, 2002? <i>If "Yes," answer lines 24b–24d and complete Schedule K. If "No," go to line 25</i>	24a		No
b	Did the organization invest any proceeds of tax-exempt bonds beyond a temporary period exception?	24b		
c	Did the organization maintain an escrow account other than a refunding escrow at any time during the year to defease any tax-exempt bonds?	24c		
d	Did the organization act as an "on behalf of" issuer for bonds outstanding at any time during the year?	24d		
25a	Section 501(c)(3) and 501(c)(4) organizations. Did the organization engage in an excess benefit transaction with a disqualified person during the year? <i>If "Yes," complete Schedule L, Part I</i>	25a		No
b	Is the organization aware that it engaged in an excess benefit transaction with a disqualified person in a prior year, and that the transaction has not been reported on any of the organization's prior Forms 990 or 990-EZ? <i>If "Yes," complete Schedule L, Part I</i>	25b		No
26	Was a loan to or by a current or former officer, director, trustee, key employee, highly compensated employee, or disqualified person outstanding as of the end of the organization's tax year? <i>If "Yes," complete Schedule L, Part II</i>	26		No
27	Did the organization provide a grant or other assistance to an officer, director, trustee, key employee, substantial contributor, or a grant selection committee member, or to a person related to such an individual? <i>If "Yes," complete Schedule L, Part III</i>	27		No
28	Was the organization a party to a business transaction with one of the following parties? (see Schedule L, Part IV instructions for applicable filing thresholds, conditions, and exceptions)			
a	A current or former officer, director, trustee, or key employee? <i>If "Yes," complete Schedule L, Part IV</i>	28a		No
b	A family member of a current or former officer, director, trustee, or key employee? <i>If "Yes," complete Schedule L, Part IV</i>	28b		No
c	An entity of which a current or former officer, director, trustee, or key employee (or a family member thereof) was an officer, director, trustee, or direct or indirect owner? <i>If "Yes," complete Schedule L, Part IV</i>	28c		No
29	Did the organization receive more than \$25,000 in non-cash contributions? <i>If "Yes," complete Schedule M</i>	29		No
30	Did the organization receive contributions of art, historical treasures, or other similar assets, or qualified conservation contributions? <i>If "Yes," complete Schedule M</i>	30		No
31	Did the organization liquidate, terminate, or dissolve and cease operations? <i>If "Yes," complete Schedule N, Part I</i>	31		No
32	Did the organization sell, exchange, dispose of, or transfer more than 25% of its net assets? <i>If "Yes," complete Schedule N, Part II</i>	32		No
33	Did the organization own 100% of an entity disregarded as separate from the organization under Regulations sections 301.7701-2 and 301.7701-3? <i>If "Yes," complete Schedule R, Part I</i>	33		No
34	Was the organization related to any tax-exempt or taxable entity? <i>If "Yes," complete Schedule R, Parts II, III, IV, and V, line 1</i>	34	Yes	
35	Is any related organization a controlled entity within the meaning of section 512(b)(13)?	35		No
a	Did the organization receive any payment from or engage in any transaction with a controlled entity within the meaning of section 512(b)(13)? <i>If "Yes," complete Schedule R, Part V, line 2</i>			
36	Section 501(c)(3) organizations. Did the organization make any transfers to an exempt non-charitable related organization? <i>If "Yes," complete Schedule R, Part V, line 2</i>	36		No
37	Did the organization conduct more than 5% of its activities through an entity that is not a related organization and that is treated as a partnership for federal income tax purposes? <i>If "Yes," complete Schedule R, Part VI</i>	37		No
38	Did the organization complete Schedule O and provide explanations in Schedule O for Part VI, lines 11 and 19? Note. All Form 990 filers are required to complete Schedule O	38	Yes	

<div>Part V</div> <div>Statements Regarding Other IRS Filings and Tax Compliance</div> <div>Check if Schedule O contains a response to any question in this Part V</div>			Yes	No
1a	Enter the number reported in Box 3 of Form 1096. Enter -0- if not applicable.	1a31		
b	Enter the number of Forms W-2G included in line 1a. Enter -0- if not applicable.	1b0		
c	Did the organization comply with backup withholding rules for reportable payments to vendors and reportable gaming (gambling) winnings to prize winners?	1c	Yes	
2a	Enter the number of employees reported on Form W-3, Transmittal of Wage and Tax Statements filed for the calendar year ending with or within the year covered by this return.	2a597		
b	If at least one is reported on line 2a, did the organization file all required federal employment tax returns? Note. If the sum of lines 1a and 2a is greater than 250, you may be required to e-file (see instructions).	2b	Yes	
3a	Did the organization have unrelated business gross income of \$1,000 or more during the year?	3a	Yes	
b	If "Yes," has it filed a Form 990-T for this year? If "No," provide an explanation in Schedule O.	3b	Yes	
4a	At any time during the calendar year, did the organization have an interest in, or a signature or other authority over, a financial account in a foreign country (such as a bank account, securities account, or other financial account)?	4a	Yes	
b	If "Yes," enter the name of the foreign country: CJ See instructions for filing requirements for Form TD F 90-22.1, Report of Foreign Bank and Financial Accounts.			
5a	Was the organization a party to a prohibited tax shelter transaction at any time during the tax year?	5a		No
b	Did any taxable party notify the organization that it was or is a party to a prohibited tax shelter transaction?	5b		No
c	If "Yes" to line 5a or 5b, did the organization file Form 8886-T?	5c		
6a	Does the organization have annual gross receipts that are normally greater than \$100,000, and did the organization solicit any contributions that were not tax deductible?	6a		No
b	If "Yes," did the organization include with every solicitation an express statement that such contributions or gifts were not tax deductible?	6b		
7 Organizations that may receive deductible contributions under section 170(c).				
a	Did the organization receive a payment in excess of \$75 made partly as a contribution and partly for goods and services provided to the payor?	7a		No
b	If "Yes," did the organization notify the donor of the value of the goods or services provided?	7b		
c	Did the organization sell, exchange, or otherwise dispose of tangible personal property for which it was required to file Form 8282?	7c		No
d	If "Yes," indicate the number of Forms 8282 filed during the year.	7d		
e	Did the organization receive any funds, directly or indirectly, to pay premiums on a personal benefit contract?	7e		No
f	Did the organization, during the year, pay premiums, directly or indirectly, on a personal benefit contract?	7f		No
g	If the organization received a contribution of qualified intellectual property, did the organization file Form 8899 as required?	7g		
h	If the organization received a contribution of cars, boats, airplanes, or other vehicles, did the organization file a Form 1098-C?	7h		
8 Sponsoring organizations maintaining donor advised funds and section 509(a)(3) supporting organizations. Did the supporting organization, or a donor advised fund maintained by a sponsoring organization, have excess business holdings at any time during the year?		8		
9 Sponsoring organizations maintaining donor advised funds.				
a	Did the organization make any taxable distributions under section 4966?	9a		
b	Did the organization make a distribution to a donor, donor advisor, or related person?	9b		
10 Section 501(c)(7) organizations. Enter				
a	Initiation fees and capital contributions included on Part VIII, line 12.	10a		
b	Gross receipts, included on Form 990, Part VIII, line 12, for public use of club facilities.	10b		
11 Section 501(c)(12) organizations. Enter				
a	Gross income from members or shareholders.	11a		
b	Gross income from other sources (Do not net amounts due or paid to other sources against amounts due or received from them).	11b		
12a Section 4947(a)(1) non-exempt charitable trusts. Is the organization filing Form 990 in lieu of Form 1041?		12a		
b	If "Yes," enter the amount of tax-exempt interest received or accrued during the year.	12b		
13 Section 501(c)(29) qualified nonprofit health insurance issuers.				
a	Is the organization licensed to issue qualified health plans in more than one state? Note. See the instructions for additional information the organization must report on Schedule O.	13a		
b	Enter the amount of reserves the organization is required to maintain by the states in which the organization is licensed to issue qualified health plans.	13b		
c	Enter the amount of reserves on hand.	13c		
14a Did the organization receive any payments for indoor tanning services during the tax year?		14a		No
b	If "Yes," has it filed a Form 720 to report these payments? If "No," provide an explanation in Schedule O.	14b		

Part VI

Governance, Management, and Disclosure

For each "Yes" response to lines 2 through 7b below, and for a "No" response to lines 8a, 8b, or 10b below, describe the circumstances, processes, or changes in Schedule O. See instructions.
Check if Schedule O contains a response to any question in this Part VI ☒

Section A. Governing Body and Management

		Yes	No
1a	Enter the number of voting members of the governing body at the end of the tax year		
1b	Enter the number of voting members included in line 1a, above, who are independent		
2	Did any officer, director, trustee, or key employee have a family relationship or a business relationship with any other officer, director, trustee, or key employee?		No
3	Did the organization delegate control over management duties customarily performed by or under the direct supervision of officers, directors or trustees, or key employees to a management company or other person?		No
4	Did the organization make any significant changes to its governing documents since the prior Form 990 was filed?		No
5	Did the organization become aware during the year of a significant diversion of the organization's assets?		No
6	Does the organization have members or stockholders?	Yes	
7a	Does the organization have members, stockholders, or other persons who may elect one or more members of the governing body?	Yes	
7b	Are any decisions of the governing body subject to approval by members, stockholders, or other persons?	Yes	
8	Did the organization contemporaneously document the meetings held or written actions undertaken during the year by the following		
8a	The governing body?	Yes	
8b	Each committee with authority to act on behalf of the governing body?	Yes	
9	Is there any officer, director, trustee, or key employee listed in Part VII, Section A, who cannot be reached at the organization's mailing address? If "Yes," provide the names and addresses in Schedule O		No

Section B. Policies (This Section B requests information about policies not required by the Internal Revenue Code.)

		Yes	No
10a	Does the organization have local chapters, branches, or affiliates?		No
10b	If "Yes," does the organization have written policies and procedures governing the activities of such chapters, affiliates, and branches to ensure their operations are consistent with those of the organization?		
11a	Has the organization provided a copy of this Form 990 to all members of its governing body before filing the form?	Yes	
11b	Describe in Schedule O the process, if any, used by the organization to review this Form 990		
12a	Does the organization have a written conflict of interest policy? If "No," go to line 13	Yes	
12b	Are officers, directors or trustees, and key employees required to disclose annually interests that could give rise to conflicts?	Yes	
12c	Does the organization regularly and consistently monitor and enforce compliance with the policy? If "Yes," describe in Schedule O how this is done	Yes	
13	Does the organization have a written whistleblower policy?	Yes	
14	Does the organization have a written document retention and destruction policy?	Yes	
15	Did the process for determining compensation of the following persons include a review and approval by independent persons, comparability data, and contemporaneous substantiation of the deliberation and decision?		
15a	The organization's CEO, Executive Director, or top management official	Yes	
15b	Other officers or key employees of the organization	Yes	
	If "Yes" to line 15a or 15b, describe the process in Schedule O (See instructions)		
16a	Did the organization invest in, contribute assets to, or participate in a joint venture or similar arrangement with a taxable entity during the year?		No
16b	If "Yes," has the organization adopted a written policy or procedure requiring the organization to evaluate its participation in joint venture arrangements under applicable federal tax law, and taken steps to safeguard the organization's exempt status with respect to such arrangements?		

Section C. Disclosure

17	List the States with which a copy of this Form 990 is required to be filed▶PA
18	Section 6104 requires an organization to make its Form 1023 (or 1024 if applicable), 990, and 990-T (501(c)(3)s only) available for public inspection. Indicate how you make these available. Check all that apply. <input type="checkbox"/> Own website <input checked="" type="checkbox"/> Another's website <input checked="" type="checkbox"/> Upon request
19	Describe in Schedule O whether (and if so, how), the organization makes its governing documents, conflict of interest policy, and financial statements available to the public. See Additional Data Table.
20	State the name, physical address, and telephone number of the person who possesses the books and records of the organization ▶ PATRICK W O'DONNELL CFO 112 NORTH SEVENTH STREET CHAMBERSBURG, PA 17201 (717) 267-3000

Part VII

Compensation of Officers, Directors, Trustees, Key Employees, Highest Compensated Employees, and Independent Contractors

Check if Schedule O contains a response to any question in this Part VII

Section A. Officers, Directors, Trustees, Key Employees, and Highest Compensated Employees

1a Complete this table for all persons required to be listed Report compensation for the calendar year ending with or within the organization’s tax year

- List all of the organization’s **current** officers, directors, trustees (whether individuals or organizations), regardless of amount of compensation, and **current** key employees Enter -0- in columns (D), (E), and (F) if no compensation was paid
- List all of the organization’s **current** key employees, if any See instructions for definition of "key employee "
- List the organization’s five **current** highest compensated employees (other than an officer, director, trustee or key employee) who received reportable compensation (Box 5 of Form W-2 and/or Box 7 of Form 1099-MISC) of more than \$100,000 from the organization and any related organizations
- List all of the organization’s **former** officers, key employees, and highest compensated employees who received more than \$100,000 of reportable compensation from the organization and any related organizations
- List all of the organization’s **former directors or trustees** that received, in the capacity as a former director or trustee of the organization, more than \$10,000 of reportable compensation from the organization and any related organizations

List persons in the following order individual trustees or directors, institutional trustees, officers, key employees, highest compensated employees, and former such persons

Check this box if neither the organization nor any related organization compensated any current officer, director, or trustee

(A) Name and Title	(B) Average hours per week (describe hours for related organizations in Schedule O)	(C) Position (check all that apply)						(D) Reportable compensation from the organization (W-2/1099-MISC)	(E) Reportable compensation from related organizations (W-2/1099-MISC)	(F) Estimated amount of other compensation from the organization and related organizations
		Individual trustee or director	Institutional Trustee	Officer	Key employee	Highest compensated employee	Former			
(1) RICHARD MARKS CHAIR	40	X		X				0	0	0
(2) PAUL GUNDER VICE CHAIR	40	X		X				0	0	0
(3) JOHN BLUBAUGH TREASURER	30	X		X				0	0	0
(4) DENNIS SHOCKEY SECRETARY	20	X		X				0	0	0
(5) NORMAN B EPSTEIN PRESIDENT	6 00	X		X				143,041	810,566	94,455
(6) FRANK ERVIN DIRECTOR	30	X						0	0	0
(7) JEAN LESSARD MD DIRECTOR	20	X						0	0	0
(8) KATHRYN A REIHARD MD DIRECTOR	20	X						0	0	0
(9) JAMES ROCK DIRECTOR	20	X						0	0	0
(10) PAUL SCHEMEL DIRECTOR	20	X						0	0	0
(11) LISA WARD DIRECTOR	10	X						0	0	0
(12) BONNIE ZEHLER DIRECTOR	30	X						0	0	0
(13) PATRICK W O'DONNELL VICE PRESIDENT FINANCE	4 00			X				45,089	405,804	87,205
(14) KENNETH L SHUR VICE PRESIDENT OF OPERATIONS	40 00			X				226,736	0	35,489
(15) JEFF CARTY V P OF FINANCE - WAYNESBORO HOSP	40 00			X				168,707	0	31,556
(16) THOMAS E ANDERSON MD V P FOR MEDICAL AFFAIRS	8 00				X			77,482	309,929	35,290

Part VII

Section A. Officers, Directors, Trustees, Key Employees, and Highest Compensated Employees (continued)

(A) Name and Title	(B) Average hours per week (describe hours for related organizations in Schedule O)	(C) Position (check all that apply)						(D) Reportable compensation from the organization (W-2/1099-MISC)	(E) Reportable compensation from related organizations (W-2/1099-MISC)	(F) Estimated amount of other compensation from the organization and related organizations
		Individual trustee or director	Institutional Trustee	Officer	Key employee	Highest compensated employee	Former			
(17) SHERRI STAHL V P FOR PATIENT SERVICES	8 00				X			48,143	192,572	40,055
(18) MICHELE ZEIGLER V P FOR INFORMATION SERVICES	8 00				X			49,511	198,044	44,942
(19) PATRICIA BARBAROWICZ V P FOR PLANNING & MARKETING	4 00				X			24,370	219,328	52,683
(20) JILL KELLER V P NURSING SVCS/QUALITY/RISK MGMT	40 00				X			154,574	0	30,078
(21) ELIZABETH COOK EMERGENCY SERVICES	40 00					X		237,673	0	28,744
(22) VICKI ELLIS EMERGENCY SERVICES	40 00					X		251,399	0	28,743
(23) BRUCE FOSTER EMERGENCY SERVICES	40 00					X		311,169	0	28,155
(24) NORBERT MATHAIS EMERGENCY SERVICES	40 00					X		417,468	0	28,034
(25) MERRILL MCKENZIE EMERGENCY SERVICES	40 00					X		240,620	0	21,477
1b Sub-Total										
c Total from continuation sheets to Part VII, Section A										
d Total (add lines 1b and 1c)								2,395,982	2,136,243	586,906

2

Total number of individuals (including but not limited to those listed above) who received more than \$100,000 in reportable compensation from the organization18

		Yes	No
3	Did the organization list any former officer, director or trustee, key employee, or highest compensated employee on line 1a? <i>If "Yes," complete Schedule J for such individual</i>		No
4	For any individual listed on line 1a, is the sum of reportable compensation and other compensation from the organization and related organizations greater than \$150,000? <i>If "Yes," complete Schedule J for such individual</i>	Yes	
5	Did any person listed on line 1a receive or accrue compensation from any unrelated organization or individual for services rendered to the organization? <i>If "Yes," complete Schedule J for such person</i>		No

Section B. Independent Contractors

1

Complete this table for your five highest compensated independent contractors that received more than \$100,000 of compensation from the organization

(A) Name and business address	(B) Description of services	(C) Compensation
CHAMBERSBURG HOSPITAL 112 N SEVENTH STREET CHAMBERSBURG, PA 17201	PHYSICAL THERAPY, X-RAY, SECURITY, LABOR	1,006,490
ROBINWOOD ORTHOPEDIC SPECIALISTS 11110 MEDICAL CAMPUS ROAD SUITE 20 HAGERSTOWN, MD 21742	SURGERY ON CALL	392,375
SUMMIT PHYSICIAN SERVICES 785 FIFTH AVENUE SUITE 3 CHAMBERSBURG, PA 17201	PHYSICIAN SERVICES	326,729
QUEST DIAGNOSTICS 12436 COLLECTIONS CENTER DRIVE CHICAGO, IL 60693	LAB TESTING SERVICES	190,467
E-PHARMPRO 3605 EDMONT AVE BACK BLDG STE BROOKHAVEN, PA 19015	PHARMACY SERVICES	150,400
2 Total number of independent contractors (including but not limited to those listed above) who received more than \$100,000 in compensation from the organization 5		

Part VIII

Statement of Revenue

					(A) Total revenue	(B) Related or exempt function revenue	(C) Unrelated business revenue	(D) Revenue excluded from tax under sections 512, 513, or 514		
Contributions, gifts, grants and other similar amounts	1a	Federated campaigns . . .	1a		263,467					
	b	Membership dues	1b							
	c	Fundraising events	1c							
	d	Related organizations	1d							
	e	Government grants (contributions)	1e	32,398						
	f	All other contributions, gifts, grants, and similar amounts not included above	1f	231,069						
	g	Noncash contributions included in lines 1a-1f \$								
	h	Total. Add lines 1a-1f								
	Program Service Revenue	2a	PATIENT REVENUE						621990	65,074,572
b										
c										
d										
e										
f		All other program service revenue								
g		Total. Add lines 2a-2f				65,074,572				
Other Revenue		3	Investment income (including dividends, interest and other similar amounts)				763,976		763,976	
		4	Income from investment of tax-exempt bond proceeds . . .							
	5	Royalties								
	6a	Gross Rents	(i) Real	(ii) Personal	116,383			116,383		
			190,230							
		b Less rental expenses	73,847							
		c Rental income or (loss)	116,383							
	d	Net rental income or (loss)								
	7a	Gross amount from sales of assets other than inventory	(i) Securities	(ii) Other	980,433			980,433		
			978,033	2,400						
		b Less cost or other basis and sales expenses								
		c Gain or (loss)	978,033	2,400						
	d	Net gain or (loss)								
	8a	Gross income from fundraising events (not including \$ _____ of contributions reported on line 1c) See Part IV, line 18								
		a								
		b Less direct expenses	b							
c	Net income or (loss) from fundraising events . . .									
9a	Gross income from gaming activities See Part IV, line 19 . . .									
	a									
	b Less direct expenses	b								
c	Net income or (loss) from gaming activities . . .									
10a	Gross sales of inventory, less returns and allowances									
	a									
	b Less cost of goods sold	b								
c	Net income or (loss) from sales of inventory . . .									
Miscellaneous Revenue				Business Code	712,575		712,575			
11a	COURIER AND LAB SERVIC			621500						
b	CAFETERIA			900099				241,133	241,133	
c	VHA INCENTIVE			900099				66,817	66,817	
d	All other revenue							88,808	88,808	
e	Total. Add lines 11a-11d							1,109,333		
12	Total revenue. See Instructions				68,308,164	65,471,330	712,575	1,860,792		

Part IX

Statement of Functional Expenses

Section 501(c)(3) and 501(c)(4) organizations must complete all columns.

All other organizations must complete column (A) but are not required to complete columns (B), (C), and (D).

Do not include amounts reported on lines 6b, 7b, 8b, 9b, and 10b of Part VIII.		(A) Total expenses	(B) Program service expenses	(C) Management and general expenses	(D) Fundraising expenses
1	Grants and other assistance to governments and organizations in the U S See Part IV, line 21				
2	Grants and other assistance to individuals in the U S See Part IV, line 22				
3	Grants and other assistance to governments, organizations, and individuals outside the U S See Part IV, lines 15 and 16				
4	Benefits paid to or for members				
5	Compensation of current officers, directors, trustees, and key employees	1,103,042		1,103,042	
6	Compensation not included above, to disqualified persons (as defined under section 4958(f)(1)) and persons described in section 4958(c)(3)(B)				
7	Other salaries and wages	26,047,819	22,137,368	3,910,451	
8	Pension plan contributions (include section 401(k) and section 403(b) employer contributions)	1,128,533	983,407	145,126	
9	Other employee benefits	5,668,097	4,715,552	952,545	
10	Payroll taxes	1,871,444	1,534,550	336,894	
a	Fees for services (non-employees)				
	Management				
b	Legal				
c	Accounting	24,350		24,350	
d	Lobbying				
e	Professional fundraising services See Part IV, line 17				
f	Investment management fees				
g	Other	2,569,051	2,077,170	491,881	
12	Advertising and promotion	64,880	51,841	13,039	
13	Office expenses	171,558	137,079	34,479	
14	Information technology				
15	Royalties				
16	Occupancy	740,667	591,813	148,854	
17	Travel	69,624	55,631	13,993	
18	Payments of travel or entertainment expenses for any federal, state, or local public officials				
19	Conferences, conventions, and meetings	27,880	22,277	5,603	
20	Interest	21,688	11,902	9,786	
21	Payments to affiliates				
22	Depreciation, depletion, and amortization	2,779,772	1,470,960	1,308,812	
23	Insurance	583,112	465,922	117,190	
24	Other expenses Itemize expenses not covered above (List miscellaneous expenses in line 24f If line 24f amount exceeds 10% of line 25, column (A) amount, list line 24f expenses on Schedule O)				
a	SUPPLIES	6,306,592	5,039,137	1,267,455	
b	BAD DEBT EXPENSE	5,260,181	5,260,181		
c	PHYSICIAN CONTRACTUAL P	1,323,022	1,057,130	265,892	
d	EQUIPMENT RENTAL AND RE	1,068,606	853,845	214,761	
e	MISCELLANEOUS EXPENSE	102,314	81,752	20,562	
f	All other expenses	180,986	144,613	36,373	
25	Total functional expenses. Add lines 1 through 24f	57,113,218	46,692,130	10,421,088	0
26	Joint costs. Check here <input checked="" type="checkbox"/> if following SOP 98-2 (ASC 958-720) Complete this line only if the organization reported in column (B) joint costs from a combined educational campaign and fundraising solicitation				

Part X

Balance Sheet

					(A)		(B)
					Beginning of year		End of year
Assets	1	Cash—non-interest-bearing			1,420	1	1,420
	2	Savings and temporary cash investments			8,851,861	2	3,752,922
	3	Pledges and grants receivable, net				3	22,550
	4	Accounts receivable, net			5,603,530	4	6,035,617
	5	Receivables from current and former officers, directors, trustees, key employees, and highest compensated employees. Complete Part II of Schedule L				5	
	6	Receivables from other disqualified persons (as defined under section 4958(f)(1)), persons described in section 4958(c)(3)(B), and contributing employers, and sponsoring organizations of section 501(c)(9) voluntary employees' beneficiary organizations (see instructions). Schedule L				6	
	7	Notes and loans receivable, net				7	
	8	Inventories for sale or use			362,136	8	335,832
	9	Prepaid expenses and deferred charges			672,868	9	776,335
	10a	Land, buildings, and equipment: cost or other basis. Complete Part VI of Schedule D.	10a	58,973,124			
	b	Less: accumulated depreciation	10b	40,813,402	19,268,897	10c	18,159,722
	11	Investments—publicly traded securities				11	11,199,169
	12	Investments—other securities. See Part IV, line 11			33,496,561	12	36,249,589
	13	Investments—program-related. See Part IV, line 11				13	
	14	Intangible assets				14	
	15	Other assets. See Part IV, line 11			2,630,006	15	2,923,777
16	Total assets. Add lines 1 through 15 (must equal line 34)			70,887,279	16	79,456,933	
Liabilities	17	Accounts payable and accrued expenses			5,169,500	17	6,053,109
	18	Grants payable				18	
	19	Deferred revenue				19	
	20	Tax-exempt bond liabilities				20	
	21	Escrow or custodial account liability. Complete Part IV of Schedule D				21	
	22	Payables to current and former officers, directors, trustees, key employees, highest compensated employees, and disqualified persons. Complete Part II of Schedule L				22	
	23	Secured mortgages and notes payable to unrelated third parties			1,165,000	23	595,000
	24	Unsecured notes and loans payable to unrelated third parties				24	
	25	Other liabilities. Complete Part X of Schedule D			1,774,274	25	2,017,756
	26	Total liabilities. Add lines 17 through 25			8,108,774	26	8,665,865
Net Assets or Fund Balances	Organizations that follow SFAS 117, check here <input checked="" type="checkbox"/> and complete lines 27 through 29, and lines 33 and 34.						
	27	Unrestricted net assets			60,613,797	27	68,271,652
	28	Temporarily restricted net assets				28	
	29	Permanently restricted net assets			2,164,708	29	2,519,416
	Organizations that do not follow SFAS 117, check here <input type="checkbox"/> and complete lines 30 through 34.						
	30	Capital stock or trust principal, or current funds				30	
	31	Paid-in or capital surplus, or land, building or equipment fund				31	
	32	Retained earnings, endowment, accumulated income, or other funds				32	
	33	Total net assets or fund balances			62,778,505	33	70,791,068
34	Total liabilities and net assets/fund balances			70,887,279	34	79,456,933	

Part XI Reconciliation of Net Assets

Check if Schedule O contains a response to any question in this Part XI

1	Total revenue (must equal Part VIII, column (A), line 12)	1	68,308,164
2	Total expenses (must equal Part IX, column (A), line 25)	2	57,113,218
3	Revenue less expenses Subtract line 2 from line 1	3	11,194,946
4	Net assets or fund balances at beginning of year (must equal Part X, line 33, column (A))	4	62,778,505
5	Other changes in net assets or fund balances (explain in Schedule O)	5	-3,182,383
6	Net assets or fund balances at end of year Combine lines 3, 4, and 5 (must equal Part X, line 33, column (B))	6	70,791,068

Part XII Financial Statements and Reporting

Check if Schedule O contains a response to any question in this Part XII

		Yes	No
1	Accounting method used to prepare the Form 990 <input type="checkbox"/> Cash <input checked="" type="checkbox"/> Accrual <input type="checkbox"/> Other If the organization changed its method of accounting from a prior year or checked "Other," explain in Schedule O		
2a	Were the organization's financial statements compiled or reviewed by an independent accountant?		No
b	Were the organization's financial statements audited by an independent accountant?	Yes	
c	If "Yes," to 2a or 2b, does the organization have a committee that assumes responsibility for oversight of the audit, review, or compilation of its financial statements and selection of an independent accountant? If the organization changed either its oversight process or selection process during the tax year, explain in Schedule O	Yes	
d	If "Yes" to line 2a or 2b, check a box below to indicate whether the financial statements for the year were issued on a separate basis, consolidated basis, or both <input type="checkbox"/> Separate basis <input type="checkbox"/> Consolidated basis <input checked="" type="checkbox"/> Both consolidated and separated basis		
3a	As a result of a federal award, was the organization required to undergo an audit or audits as set forth in the Single Audit Act and OMB Circular A-133?		No
b	If "Yes," did the organization undergo the required audit or audits? If the organization did not undergo the required audit or audits, explain why in Schedule O and describe any steps taken to undergo such audits		

SCHEDULE A
(Form 990 or 990EZ)

Department of the Treasury
Internal Revenue Service

Public Charity Status and Public Support

Complete if the organization is a section 501(c)(3) organization or a section 4947(a)(1) nonexempt charitable trust.

► Attach to Form 990 or Form 990-EZ. ► See separate instructions.

OMB No 1545-0047

2010

Open to Public Inspection

Name of the organization
WAYNESBORO HOSPITAL

Employer identification number
23-1360854

Part I

Reason for Public Charity Status (All organizations must complete this part.) See instructions

The organization is not a private foundation because it is (For lines 1 through 11, check only one box)

1

☐

A church, convention of churches, or association of churches described in **section 170(b)(1)(A)(i).**

2

☐

A school described in **section 170(b)(1)(A)(ii).** (Attach Schedule E)

3

☒

A hospital or a cooperative hospital service organization described in **section 170(b)(1)(A)(iii).**

4

☐

A medical research organization operated in conjunction with a hospital described in **section 170(b)(1)(A)(iii).** Enter the hospital's name, city, and state

5

☐

An organization operated for the benefit of a college or university owned or operated by a governmental unit described in **section 170(b)(1)(A)(iv).** (Complete Part II)

6

☐

A federal, state, or local government or governmental unit described in **section 170(b)(1)(A)(v).**

7

☐

An organization that normally receives a substantial part of its support from a governmental unit or from the general public described in **section 170(b)(1)(A)(vi)** (Complete Part II)

8

☐

A community trust described in **section 170(b)(1)(A)(vi)** (Complete Part II)

9

☐

An organization that normally receives (1) more than 33 1/3% of its support from contributions, membership fees, and gross receipts from activities related to its exempt functions—subject to certain exceptions, and (2) no more than 33 1/3% of its support from gross investment income and unrelated business taxable income (less section 511 tax) from businesses acquired by the organization after June 30, 1975 See **section 509(a)(2).** (Complete Part III)

10

☐

An organization organized and operated exclusively to test for public safety See**section 509(a)(4).**

11

☐

An organization organized and operated exclusively for the benefit of, to perform the functions of, or to carry out the purposes of one or more publicly supported organizations described in section 509(a)(1) or section 509(a)(2) See **section 509(a)(3).** Check the box that describes the type of supporting organization and complete lines 11e through 11h

a

☐

Type I

b

☐

Type II

c

☐

Type III - Functionally integrated

d

☐

Type III - Other

e

☐

By checking this box, I certify that the organization is not controlled directly or indirectly by one or more disqualified persons other than foundation managers and other than one or more publicly supported organizations described in section 509(a)(1) or section 509(a)(2)

f

☐

If the organization received a written determination from the IRS that it is a Type I, Type II or Type III supporting organization, check this box

g

☐

Since August 17, 2006, has the organization accepted any gift or contribution from any of the following persons?

(i)

a person who directly or indirectly controls, either alone or together with persons described in (ii) and (iii) below, the governing body of the the supported organization?

(ii)

a family member of a person described in (i) above?

(iii)

a 35% controlled entity of a person described in (i) or (ii) above?

h

☐

Provide the following information about the supported organization(s)

	Yes	No
11g(i)		
11g(ii)		
11g(iii)		

(i) Name of supported organization	(ii) EIN	(iii) Type of organization (described on lines 1- 9 above or IRC section (see instructions))	(iv) Is the organization in col (i) listed in your governing document?		(v) Did you notify the organization in col (i) of your support?		(vi) Is the organization in col (i) organized in the U S ?		(vii) Amount of support
			Yes	No	Yes	No	Yes	No	
Total									

Part II

Support Schedule for Organizations Described in Sections 170(b)(1)(A)(iv) and 170(b)(1)(A)(vi)

(Complete only if you checked the box on line 5, 7, or 8 of Part I or if the organization failed to qualify under Part III. If the organization fails to qualify under the tests listed below, please complete Part III.)

Section A. Public Support						
Calendar year (or fiscal year beginning in) ▶	(a) 2006	(b) 2007	(c) 2008	(d) 2009	(e) 2010	(f) Total
1 Gifts, grants, contributions, and membership fees received (Do not include any "unusual grants.")						
2 Tax revenues levied for the organization's benefit and either paid to or expended on its behalf						
3 The value of services or facilities furnished by a governmental unit to the organization without charge						
4 Total. Add lines 1 through 3						
5 The portion of total contributions by each person (other than a governmental unit or publicly supported organization) included on line 1 that exceeds 2% of the amount shown on line 11, column (f)						
6 Public Support. Subtract line 5 from line 4						

Section B. Total Support						
Calendar year (or fiscal year beginning in) ▶	(a) 2006	(b) 2007	(c) 2008	(d) 2009	(e) 2010	(f) Total
7 Amounts from line 4						
8 Gross income from interest, dividends, payments received on securities loans, rents, royalties and income from similar sources						
9 Net income from unrelated business activities, whether or not the business is regularly carried on						
10 Other income Do not include gain or loss from the sale of capital assets (Explain in Part IV)						
11 Total support (Add lines 7 through 10)						
12 Gross receipts from related activities, etc (See instructions)					12	
13 First Five Years If the Form 990 is for the organization's first, second, third, fourth, or fifth tax year as a 501(c)(3) organization, check this box and stop here ▶						

Section C. Computation of Public Support Percentage						
14 Public Support Percentage for 2010 (line 6 column (f) divided by line 11 column (f))					14	
15 Public Support Percentage for 2009 Schedule A, Part II, line 14					15	
16a 33 1/3% support test—2010. If the organization did not check the box on line 13, and line 14 is 33 1/3% or more, check this box and stop here. The organization qualifies as a publicly supported organization ▶						
b 33 1/3% support test—2009. If the organization did not check the box on line 13 or 16a, and line 15 is 33 1/3% or more, check this box and stop here. The organization qualifies as a publicly supported organization ▶						
17a 10%-facts-and-circumstances test—2010. If the organization did not check a box on line 13, 16a, or 16b and line 14 is 10% or more, and if the organization meets the "facts and circumstances" test, check this box and stop here. Explain in Part IV how the organization meets the "facts and circumstances" test The organization qualifies as a publicly supported organization ▶						
b 10%-facts-and-circumstances test—2009. If the organization did not check a box on line 13, 16a, 16b, or 17a and line 15 is 10% or more, and if the organization meets the "facts and circumstances" test, check this box and stop here. Explain in Part IV how the organization meets the "facts and circumstances" test The organization qualifies as a publicly supported organization ▶						
18 Private Foundation If the organization did not check a box on line 13, 16a, 16b, 17a or 17b, check this box and see instructions ▶						




Part IIIPart III

Support Schedule for Organizations Described in Section 509(a)(2)
(Complete only if you checked the box on line 9 of Part I or if the organization failed to qualify under Part II. If the organization fails to qualify under the tests listed below, please complete Part II.)

Section A. Public Support						
Calendar year (or fiscal year beginning in) 	(a) 2006	(b) 2007	(c) 2008	(d) 2009	(e) 2010	(f) Total
1 Gifts, grants, contributions, and membership fees received (Do not include any "unusual grants.")						
2 Gross receipts from admissions, merchandise sold or services performed, or facilities furnished in any activity that is related to the organization's tax-exempt purpose						
3 Gross receipts from activities that are not an unrelated trade or business under section 513						
4 Tax revenues levied for the organization's benefit and either paid to or expended on its behalf						
5 The value of services or facilities furnished by a governmental unit to the organization without charge						
6 Total. Add lines 1 through 5						
7a Amounts included on lines 1, 2, and 3 received from disqualified persons						
b Amounts included on lines 2 and 3 received from other than disqualified persons that exceed the greater of \$5,000 or 1% of the amount on line 13 for the year						
c Add lines 7a and 7b						
8 Public Support (Subtract line 7c from line 6)						

Section B. Total Support						
Calendar year (or fiscal year beginning in) 	(a) 2006	(b) 2007	(c) 2008	(d) 2009	(e) 2010	(f) Total
9 Amounts from line 6						
10a Gross income from interest, dividends, payments received on securities loans, rents, royalties and income from similar sources						
b Unrelated business taxable income (less section 511 taxes) from businesses acquired after June 30, 1975						
c Add lines 10a and 10b						
11 Net income from unrelated business activities not included in line 10b, whether or not the business is regularly carried on						
12 Other income. Do not include gain or loss from the sale of capital assets (Explain in Part IV)						
13 Total support (Add lines 9, 10c, 11 and 12)						
14 First Five Years If the Form 990 is for the organization's first, second, third, fourth, or fifth tax year as a section 501(c)(3) organization, check this box and stop here 						

Section C. Computation of Public Support Percentage		
15 Public Support Percentage for 2010 (line 8 column (f) divided by line 13 column (f))	15	
16 Public support percentage from 2009 Schedule A, Part III, line 15	16	

Section D. Computation of Investment Income Percentage		
17 Investment income percentage for 2010 (line 10c column (f) divided by line 13 column (f))	17	
18 Investment income percentage from 2009 Schedule A, Part III, line 17	18	
19a 33 1/3% support tests—2010. If the organization did not check the box on line 14, and line 15 is more than 33 1/3% and line 17 is not more than 33 1/3%, check this box and stop here . The organization qualifies as a publicly supported organization 		
b 33 1/3% support tests—2009. If the organization did not check a box on line 14 or line 19a, and line 16 is more than 33 1/3% and line 18 is not more than 33 1/3%, check this box and stop here . The organization qualifies as a publicly supported organization 		
20 Private Foundation If the organization did not check a box on line 14, 19a or 19b, check this box and see instructions 		

Part IV

Supplemental Information. Supplemental Information. Complete this part to provide the explanations required by Part II, line 10; Part II, line 17a or 17b; and Part III, line 12. Also complete this part for any additional information. (See instructions).

SCHEDULE D

(Form 990)

Department of the Treasury
Internal Revenue Service

Supplemental Financial Statements

▶ **Complete if the organization answered "Yes," to Form 990, Part IV, line 6, 7, 8, 9, 10, 11, or 12.**
▶ **Attach to Form 990. ▶ See separate instructions.**

OMB No 1545-0047

2010

Open to Public
Inspection

Name of the organization
WAYNESBORO HOSPITAL

Employer identification number

23-1360854

Part I

Organizations Maintaining Donor Advised Funds or Other Similar Funds or Accounts. Complete if the organization answered "Yes" to Form 990, Part IV, line 6.

	(a) Donor advised funds	(b) Funds and other accounts
1	Total number at end of year	
2	Aggregate contributions to (during year)	
3	Aggregate grants from (during year)	
4	Aggregate value at end of year	
5	Did the organization inform all donors and donor advisors in writing that the assets held in donor advised funds are the organization's property, subject to the organization's exclusive legal control?	
	<div><input type="checkbox"/> Yes</div> <div><input type="checkbox"/> No</div>	
6	Did the organization inform all grantees, donors, and donor advisors in writing that grant funds may be used only for charitable purposes and not for the benefit of the donor or donor advisor, or for any other purpose conferring impermissible private benefit	
	<div><input type="checkbox"/> Yes</div> <div><input type="checkbox"/> No</div>	

Part II

Conservation Easements. Complete if the organization answered "Yes" to Form 990, Part IV, line 7.

1

Purpose(s) of conservation easements held by the organization (check all that apply)

☐ Preservation of land for public use (e g , recreation or pleasure)

☐ Preservation of an historically importantly land area

☐ Protection of natural habitat

☐ Preservation of a certified historic structure

☐ Preservation of open space

2

Complete lines 2a–2d if the organization held a qualified conservation contribution in the form of a conservation easement on the last day of the tax year

	Held at the End of the Year
2a	
2b	
2c	
2d	

3

Number of conservation easements modified, transferred, released, extinguished, or terminated by the organization during the taxable year ▶ _____

4

Number of states where property subject to conservation easement is located ▶ _____

5

Does the organization have a written policy regarding the periodic monitoring, inspection, handling of violations, and enforcement of the conservation easements it holds?

☐ Yes

☐ No

6

Staff and volunteer hours devoted to monitoring, inspecting and enforcing conservation easements during the year ▶ _____

7

Amount of expenses incurred in monitoring, inspecting, and enforcing conservation easements during the year ▶ \$ _____

8

Does each conservation easement reported on line 2(d) above satisfy the requirements of section 170(h)(4)(B)(i) and 170(h)(4)(B)(ii)?

☐ Yes

☐ No

9

In Part XIV, describe how the organization reports conservation easements in its revenue and expense statement, and balance sheet, and include, if applicable, the text of the footnote to the organization’s financial statements that describes the organization’s accounting for conservation easements

Part III

Organizations Maintaining Collections of Art, Historical Treasures, or Other Similar Assets. Complete if the organization answered "Yes" to Form 990, Part IV, line 8.

1a

If the organization elected, as permitted under SFAS 116, not to report in its revenue statement and balance sheet works of art, historical treasures, or other similar assets held for public exhibition, education or research in furtherance of public service, provide, in Part XIV, the text of the footnote to its financial statements that describes these items

1b

If the organization elected, as permitted under SFAS 116, to report in its revenue statement and balance sheet works of art, historical treasures, or other similar assets held for public exhibition, education, or research in furtherance of public service, provide the following amounts relating to these items

(i)

Revenues included in Form 990, Part VIII, line 1

▶ \$ _____

(ii)

Assets included in Form 990, Part X

▶ \$ _____

2

If the organization received or held works of art, historical treasures, or other similar assets for financial gain, provide the following amounts required to be reported under SFAS 116 relating to these items

a

Revenues included in Form 990, Part VIII, line 1

▶ \$ _____

b

Assets included in Form 990, Part X

▶ \$ _____

For Privacy Act and Paperwork Reduction Act Notice, see the Intructions for Form 990

Cat No 52283D

Schedule D (Form 990) 2010

Part III Organizations Maintaining Collections of Art, Historical Treasures, or Other Similar Assets *(continued)*

3

Using the organization's accession and other records, check any of the following that are a significant use of its collection items (check all that apply)

a

☐ Public exhibition

b

☐ Scholarly research

c

☐ Preservation for future generations

d

☐ Loan or exchange programs

e

☐ Other

4

Provide a description of the organization's collections and explain how they further the organization's exempt purpose in Part XIV

5

During the year, did the organization solicit or receive donations of art, historical treasures or other similar assets to be sold to raise funds rather than to be maintained as part of the organization's collection?

☐ Yes

☐ No

Part IV Escrow and Custodial Arrangements. Complete if the organization answered "Yes" to Form 990, Part IV, line 9, or reported an amount on Form 990, Part X, line 21.

1a

Is the organization an agent, trustee, custodian or other intermediary for contributions or other assets not included on Form 990, Part X?

☐ Yes

☐ No

b

If "Yes," explain the arrangement in Part XIV and complete the following table

c

Beginning balance

d

Additions during the year

e

Distributions during the year

f

Ending balance

	Amount
1c	
1d	
1e	
1f	

2a

Did the organization include an amount on Form 990, Part X, line 21?

☐ Yes

☐ No

b

If "Yes," explain the arrangement in Part XIV

Part V Endowment Funds. Complete if the organization answered "Yes" to Form 990, Part IV, line 10.

	(a)Current Year	(b)Prior Year	(c)Two Years Back	(d)Three Years Back	(e)Four Years Back
1a Beginning of year balance	6,096,545	5,498,442	6,290,104		
b Contributions	77,791	98,262	80,824		
c Investment earnings or losses	756,758	499,841	-872,486		
d Grants or scholarships					
e Other expenditures for facilities and programs	450,000				
f Administrative expenses					
g End of year balance	6,481,094	6,096,545	5,498,442		

2

Provide the estimated percentage of the year end balance held as

a

Board designated or quasi-endowment ▶ 96 000 %

b

Permanent endowment ▶ 4 000 %

c

Term endowment ▶

3a

Are there endowment funds not in the possession of the organization that are held and administered for the organization by

(i)

unrelated organizations

(ii)

related organizations

3a(i)

Yes

No

3a(ii)

Yes

No

b

If "Yes" to 3a(ii), are the related organizations listed as required on Schedule R?

3b

4 Describe in Part XIV the intended uses of the organization's endowment funds

Part VI Investments—Land, Buildings, and Equipment. See Form 990, Part X, line 10.

Description of investment	(a) Cost or other basis (investment)	(b)Cost or other basis (other)	(c) Accumulated depreciation	(d) Book value
1a Land	313,743	2,184,775		2,498,518
b Buildings	2,302,539	15,194,458	9,343,976	8,153,021
c Leasehold improvements				
d Equipment		37,796,113	30,876,365	6,919,748
e Other		1,181,496	593,061	588,435
Total. Add lines 1a-1e (Column (d) should equal Form 990, Part X, column (B), line 10(c).) ▶				18,159,722

Part XIReconciliation of Change in Net Assets from Form 990 to Financial Statements			
1	Total revenue (Form 990, Part VIII, column (A), line 12)	1	68,308,164
2	Total expenses (Form 990, Part IX, column (A), line 25)	2	57,113,218
3	Excess or (deficit) for the year Subtract line 2 from line 1	3	11,194,946
4	Net unrealized gains (losses) on investments	4	1,187,051
5	Donated services and use of facilities	5	
6	Investment expenses	6	
7	Prior period adjustments	7	
8	Other (Describe in Part XIV)	8	-4,369,434
9	Total adjustments (net) Add lines 4 - 8	9	-3,182,383
10	Excess or (deficit) for the year per financial statements Combine lines 3 and 9	10	8,012,563

Part XIIReconciliation of Revenue per Audited Financial Statements With Revenue per Return			
1	Total revenue, gains, and other support per audited financial statements	1	69,810,781
2	Amounts included on line 1 but not on Form 990, Part VIII, line 12		
a	Net unrealized gains on investments	2a	1,187,051
b	Donated services and use of facilities	2b	
c	Recoveries of prior year grants	2c	
d	Other (Describe in Part XIV)	2d	315,566
e	Add lines 2a through 2d	2e	1,502,617
3	Subtract line 2e from line 1	3	68,308,164
4	Amounts included on Form 990, Part VIII, line 12, but not on line 1		
a	Investment expenses not included on Form 990, Part VIII, line 7b	4a	
b	Other (Describe in Part XIV)	4b	
c	Add lines 4a and 4b	4c	0
5	Total Revenue Add lines 3 and 4c. (This should equal Form 990, Part I, line 12)	5	68,308,164

Part XIIIReconciliation of Expenses per Audited Financial Statements With Expenses per Return			
1	Total expenses and losses per audited financial statements	1	57,113,218
2	Amounts included on line 1 but not on Form 990, Part IX, line 25		
a	Donated services and use of facilities	2a	
b	Prior year adjustments	2b	
c	Other losses	2c	
d	Other (Describe in Part XIV)	2d	
e	Add lines 2a through 2d	2e	0
3	Subtract line 2e from line 1	3	57,113,218
4	Amounts included on Form 990, Part IX, line 25, but not on line 1:		
a	Investment expenses not included on Form 990, Part VIII, line 7b	4a	
b	Other (Describe in Part XIV)	4b	
c	Add lines 4a and 4b	4c	0
5	Total expenses Add lines 3 and 4c. (This should equal Form 990, Part I, line 18)	5	57,113,218

Part XIVSupplemental Information

Complete this part to provide the descriptions required for Part II, lines 3, 5, and 9, Part III, lines 1a and 4, Part IV, lines 1b and 2b, Part V, line 4, Part X, Part XI, line 8, Part XII, lines 2d and 4b, and Part XIII, lines 2d and 4b. Also complete this part to provide any additional information.

Identifier	Return Reference	Explanation
DESCRIPTION OF INTENDED USE OF ENDOWMENT FUNDS	PART V, LINE 4	ENDOWMENT FUNDS ARE TO BE USED FOR THE DEVELOPMENT OR EXPANSION OF COMMUNITY HEALTHCARE INITIATIVES AND PROGRAMS. FUNDS ARE ALSO USED TO EDUCATE THE COMMUNITY ABOUT HEALTH CARE ISSUES.
DESCRIPTION OF UNCERTAIN TAX POSITIONS UNDER FIN 48	PART X	WHEN TAX RETURNS ARE FILED, IT IS HIGHLY CERTAIN THAT SOME POSITIONS TAKEN WOULD BE SUSTAINED UPON EXAMINATION BY THE TAXING AUTHORITIES, WHILE OTHERS ARE SUBJECT TO UNCERTAINTY ABOUT THE MERITS OF THE POSITION TAKEN OR THE AMOUNT OF THE POSITION THAT WOULD BE ULTIMATELY SUSTAINED. THE BENEFIT OF A TAX POSITION IS RECOGNIZED IN THE FINANCIAL STATEMENTS IN THE PERIOD DURING WHICH, BASED ON ALL AVAILABLE EVIDENCE, MANAGEMENT BELIEVES IT IS MORE LIKELY THAN NOT THAT THE POSITION WILL BE SUSTAINED UPON EXAMINATION, INCLUDING THE RESOLUTION OF APPEALS OR LITIGATION PROCESSES, IF ANY. TAX POSITIONS TAKEN ARE NOT OFFSET OR AGGREGATED WITH OTHER POSITIONS. TAX POSITIONS THAT MEET THE MORE-LIKELY-THAN-NOT RECOGNITION THRESHOLD ARE MEASURED AS THE LARGEST AMOUNT OF TAX BENEFIT THAT IS MORE THAN 50 PERCENT LIKELY OF BEING REALIZED UPON SETTLEMENT WITH THE APPLICABLE TAXING AUTHORITY. THE PORTION OF THE BENEFITS ASSOCIATED WITH TAX POSITIONS TAKEN THAT EXCEEDS THE AMOUNT MEASURED AS DESCRIBED ABOVE WOULD BE REFLECTED AS A LIABILITY FOR UNRECOGNIZED TAX BENEFITS IN THE ACCOMPANYING BALANCE SHEET ALONG WITH ANY ASSOCIATED INTEREST AND PENALTIES THAT WOULD BE PAYABLE TO THE TAXING AUTHORITIES UPON EXAMINATION. INTEREST AND PENALTIES ASSOCIATED WITH UNRECOGNIZED TAX BENEFITS WOULD BE CLASSIFIED AS EXPENSES AGAINST OTHER OPERATING REVENUE IN THE STATEMENT OF OPERATIONS. AT JUNE 30, 2011, THERE WAS NO LIABILITY FOR UNRECOGNIZED TAX BENEFITS.
PART XI, LINE 8 - OTHER ADJUSTMENTS		INCREASE IN PERPETUAL TRUSTS HELD BY THIRD PARTIES 315,566. TRANSFER TO AFFILIATE ORG - SUMMIT PHYSICIAN SERVICES -4,685,000.
PART XII, LINE 2D - OTHER ADJUSTMENTS		INCREASE IN PERPETUAL TRUSTS HELD BY THIRD PARTIES 315,566.

1

(i) Method of valuation
(book, FMV, appraisal, other)

3 Enter total number of other organizations or entities

Part III

[illegible]

Part IV Foreign Forms

- 1

Was the organization a U S transferor of property to a foreign corporation during the tax year? *If "Yes," the organization may be required to file Form 926 (see instructions for Form 926)*

☐ Yes ☒ No
- 2

Did the organization have an interest in a foreign trust during the tax year? *If " Yes," the organization may be required to file Form 3520 and/or Form 3520-A. (see instructions for Forms 3520 and 3520-A)*

☐ Yes ☒ No
- 3

Did the organization have an ownership interest in a foreign corporation during the tax year? *If "Yes," the organization may be required to file Form 5471, Information Return of U.S. Persons with respect to Certain Foreign Corporations. (see instructions for Form 5471)*

☒ Yes ☐ No
- 4

Was the organization a direct or indirect shareholder of a passive foreign investment company or a qualified electing fund during the tax year? *If "Yes," the organization may be required to file Form 8621, Return by a Shareholder of a Passive Foreign Investment Company or Qualified Electing Fund. (see instructions for Form 8621)*

☐ Yes ☒ No
- 5

Did the organization have an ownership interest in a foreign partnership during the tax year? *If "Yes," the organization may be required to file Form 8865, Return of U.S. Persons with respect to Certain Foreign Partnerships. (see instructions for Form 8865)*

☐ Yes ☒ No
- 6

Did the organization have any operations in or related to any boycotting countries during the tax year? *If "Yes," the organization may be required to file Form 5713, International Boycott Report (see instructions for Form 5713).*

☐ Yes ☒ No

Additional Data

Software ID:
Software Version:
EIN: 23-1360854
Name: WAYNESBORO HOSPITAL

Part V **Supplemental Information**
Complete this part to provide the information (see instructions) required in Part I, line 2, and any additional information.

SCHEDULE H
(Form 990)

Department of the Treasury
Internal Revenue Service

Hospitals

▶ **Complete if the organization answered "Yes" to Form 990, Part IV, question 20.**
▶ **Attach to Form 990.** ▶ **See separate instructions.**

OMB No 1545-0047

2010

Open to Public Inspection

Name of the organization
WAYNESBORO HOSPITAL

Employer identification number
23-1360854

Part I

Financial Assistance and Certain Other Community Benefits at Cost

		Yes	No
1a	Did the organization have a financial assistance policy during the tax year? If "No," skip to question 6a	Yes	
b	If "Yes," is it a written policy?	Yes	
2	If the organization has multiple hospitals, indicate which of the following best describes application of the financial assistance policy to its various hospital facilities during the tax year <input checked="" type="checkbox"/> Applied uniformly to all hospitals <input type="checkbox"/> Applied uniformly to most hospitals <input type="checkbox"/> Generally tailored to individual hospitals		
3	Answer the following based on the the financial assistance eligibility criteria that applied to the largest number of the organization's patients during the tax year a Does the organization use Federal Poverty Guidelines (FPG) to determine eligibility for providing <i>free</i> care to low income individuals? If "Yes," indicate which of the following is the FPG family income limit for eligibility for free care <input type="checkbox"/> 100% <input type="checkbox"/> 150% <input type="checkbox"/> 200% <input checked="" type="checkbox"/> Other <u>125.000000000000 %</u> b Does the organization use FPG to determine eligibility for providing <i>discounted</i> care to low income individuals? If "Yes," indicate which of the following is the family income limit for eligibility for discounted care <input type="checkbox"/> 200% <input checked="" type="checkbox"/> 250% <input type="checkbox"/> 300% <input type="checkbox"/> 350% <input type="checkbox"/> 400% <input type="checkbox"/> Other _____ % c If the organization does not use FPG to determine eligibility, describe in Part VI the income based criteria for determining eligibility for free or discounted care Include in the description whether the organization uses an asset test or other threshold, regardless of income, to determine eligibility for free or discounted care 4 Did the organization's financial assistance policy that applied to the largest number of its patients during the tax year provide for free or discounted care to the "medically indigent"?	Yes	
5a	Did the organization budget amounts for free or discounted care provided under its financial assistance policy during the tax year?	Yes	
b	If "Yes," did the organization's financial assistance expenses exceed the budgeted amount?	Yes	
c	If "Yes" to line 5b, as a result of budget considerations, was the organization unable to provide free or discounted care to a patient who was eligible for free or discounted care?		No
6a	Does the organization prepare a community benefit report during the tax year?	Yes	
6b	If "Yes," did the organization make it available to the public? Complete the following table using the worksheets provided in the Schedule H instructions Do not submit these worksheets with the Schedule H	Yes	

7

Financial Assistance and Certain Other Community Benefits at Cost

Financial Assistance and Means-Tested Government Programs	(a) Number of activities or programs (optional)	(b) Persons served (optional)	(c) Total community benefit expense	(d) Direct offsetting revenue	(e) Net community benefit expense	(f) Percent of total expense
a Financial Assistance at cost (from Worksheets 1 and 2)			970,182		970,182	1 700 %
b Unreimbursed Medicaid (from Worksheet 3, column a)			6,514,924	3,125,009	3,389,915	5 940 %
c Unreimbursed costs—other means-tested government programs (from Worksheet 3, column b)						
d Total Financial Assistance and Means-Tested Government Programs			7,485,106	3,125,009	4,360,097	7 640 %
Other Benefits						
e Community health improvement services and community benefit operations (from Worksheet 4)	7	1,726	101,252		101,252	0 180 %
f Health professions education (from Worksheet 5)	2	269	46,275		46,275	0 080 %
g Subsidized health services (from Worksheet 6)	3	290	15,072		15,072	0 030 %
h Research (from Worksheet 7)						
i Cash and in-kind contributions to community groups (from Worksheet 8)	1		51,082		51,082	0 090 %
j Total Other Benefits	13	2,285	213,681		213,681	0 380 %
k Total. Add lines 7d and 7j	13	2,285	7,698,787	3,125,009	4,573,778	8 020 %

Part II

Community Building Activities during the tax year, and describe in Part VI how its community building activities during the tax year, and describe in Part VI how its community building activities promoted the health of the communities it serves.

	(a) Number of activities or programs (optional)	(b) Persons served (optional)	(c) Total community building expense	(d) Direct offsetting revenue	(e) Net community building expense	(f) Percent of total expense
1	Physical improvements and housing					
2	Economic development					
3	Community support					
4	Environmental improvements					
5	Leadership development and training for community members					
6	Coalition building					
7	Community health improvement advocacy					
8	Workforce development					
9	Other					
10	Total					

Part III

Bad Debt, Medicare, & Collection Practices

Section A. Bad Debt Expense

		Yes	No
1	Did the organization report bad debt expense in accordance with Healthcare Financial Management Association Statement No. 15?	1	No
2	Enter the amount of the organization's bad debt expense (at cost)	2	2,161,934
3	Enter the estimated amount of the organization's bad debt expense (at cost) attributable to patients eligible under the organization's financial assistance policy	3	102,339
4	Provide in Part VI the text of the footnote to the organization's financial statements that describes bad debt expense. In addition, describe the costing methodology used in determining the amounts reported on lines 2 and 3, and rationale for including a portion of bad debt amounts as community benefit.		

Section B. Medicare

5	Enter total revenue received from Medicare (including DSH and IME)	5	12,550,761
6	Enter Medicare allowable costs of care relating to payments on line 5	6	17,675,672
7	Subtract line 6 from line 5. This is the surplus or (shortfall)	7	-5,124,911
8	Describe in Part VI the extent to which any shortfall reported in line 7 should be treated as community benefit. Also describe in Part VI the costing methodology or source used to determine the amount reported on line 6. Check the box that describes the method used: <input type="checkbox"/> Cost accounting system <input type="checkbox"/> Cost to charge ratio <input checked="" type="checkbox"/> Other		

Section C. Collection Practices

9a	Does the organization have a written debt collection policy?	9a	Yes
b	If "Yes," does the organization's collection policy contain provisions on the collection practices to be followed for patients who are known to qualify for charity care or financial assistance? Describe in Part VI	9b	Yes

Part IV

Management Companies and Joint Ventures

(a) Name of entity	(b) Description of primary activity of entity	(c) Organization's profit % or stock ownership %	(d) Officers, directors, trustees, or key employees' profit % or stock ownership%	(e) Physicians' profit % or stock ownership %
1				
2				
3				
4				
5				
6				
7				
8				
9				
10				
11				
12				
13				

Schedule H (Form 990) 2010

Section C. Other Facilities That Are Not Licensed, Registered, or Similarly Recognized as a Hospital Facility

(list in order of size, measured by total revenue per facility, from largest to smallest)

How many non-hospital facilities did the organization operate during the tax year? _____

Name and address	Type of Facility (Describe)
1	
1	
2	
3	
4	
5	
6	
7	
8	
9	
10	

Part VI

Supplemental Information

Complete this part to provide the following information

- 1
- Required descriptions.** Provide the description required for Part I, lines 3c, 6a, and 7, Part II, Part III, lines 4, 8, and 9b, and Part V, Section B, lines 1j, 3, 4, 5c, 6i, 7, 11h, 13g, 15e, 16e, 17e, 18d, 19d, 20, and 21
- 2
- Needs assessment.** Describe how the organization assesses the health care needs of the communities it serves, in addition to any needs assessments reported in Part V, Section B
- 3
- Patient education of eligibility for assistance.** Describe how the organization informs and educates patients and persons who may be billed for patient care about their eligibility for assistance under federal, state, or local government programs or under the organization's financial assistance policy
- 4
- Community information.** Describe the community the organization serves, taking into account the geographic area and demographic constituents it serves
- 5
- Promotion of community health.** Provide any other information important to describing how the organization's hospital facilities or other health care facilities further its exempt purpose by promoting the health of the community (e g , open medical staff, community board, use of surplus funds, etc)
- 6
- Affiliated health care system.** If the organization is part of an affiliated health care system, describe the respective roles of the organization and its affiliates in promoting the health of the communities served
- 7
- State filing of community benefit report.** If applicable, identify all states with which the organization, or a related organization, files a community benefit report

Identifier	ReturnReference	Explanation
		PART I, LINE 3C THE ORGANIZATION USES FEDERAL POVERTY GUIDELINES (FPG) TO DETERMINE CHARITY CARE

Identifier	ReturnReference	Explanation
		<p>PART I, LINE 7 NOTE 1 TO THE FINANCIAL STATEMENTS</p> <p>PATIENT RECEIVABLESTHE HOSPITAL PROVIDES CREDIT IN THE NORMAL COURSE OF ITS BUSINESS TO PATIENTS</p> <p>PATIENT RECEIVABLES ARE BASED ON THE OUTSTANDING PATIENT BALANCE AFTER ANY CONTRACTUAL REIMBURSEMENTS ARE APPLIED AND ARE GENERALLY DUE 30 DAYS AFTER BILLED AN ALLOWANCE FOR DOUBTFUL ACCOUNTS IS CARRIED FOR PATIENT ACCOUNTS THAT MAY BECOME UNCOLLECTIBLE IN FUTURE PERIODS BASED ON A SLIDING SCALE OF ESTIMATED UNCOLLECTIBLE PERCENTAGES COMPARED TO VARIOUS AGING SELF-PAY BALANCE CATEGORIES THE ESTIMATED ALLOCATIONS ARE BASED ON MANAGEMENT'S JUDGMENT OF UNCOLLECTIBLE ACCOUNTS, HISTORICAL TRENDS OF CHARGE-OFFS, AND OTHER INFORMATION PATIENT RECEIVABLES ARE CHARGED AGAINST THE ALLOWANCE WHEN, IN THE JUDGMENT OF MANAGEMENT, IT IS UNLIKELY THEY WILL BE COLLECTED THE SHORTFALL FOR MEDICARE IS NOT INCLUDED IN OUR COMMUNITY BENEFIT REPORTING A COST TO CHARGE RATIO WAS USED TO CALCULATE THE MEDICARE ALLOWABLE COST $RCC = ((NET\ PATIENT\ REVENUE / (TOTAL\ OPERATING\ REV + (OTHER\ OPR\ REV - + DERIVATIVE\ GAIN / LOSS))) * TOTAL\ OPERATING\ EXPENSE) / GROSS\ PT\ REV$ ALL PATIENTS ARE SUBJECT TO THE DEBT COLLECTION POLICY REGARDLESS OF THEIR ABILITY TO PAY</p>

Identifier	ReturnReference	Explanation
		PART II WAYNESBORO HOSPITAL WORKS TO STRENGTHEN OUR COMMUNITY THROUGH HEALTH EDUCATION EFFORTS FOR CHILDREN AND ADULTS, HEALTH FAIRS PROVIDING DIAGNOSTIC TESTING, EDUCATING COMMUNITY GROUPS ON SPECIFIC HEALTH TOPICS, FUNDING LOCAL COMMUNITY ORGANIZATIONS THROUGH THE SUMMIT ENDOWMENT PROGRAM, PROVIDING RESOURCES FOR THE "HEALTHY COMMUNITIES PARTNERSHIP" PROGRAM, PARTICIPATING IN LOCAL CIVIC ORGANZIATIONS, SPONSORING EVENTS HELD BY LOCAL CHARTIABLE ORGANIZATIONS, AND SUPPORTING WORKFORCE DEVELOPMENT INITIATIVES THROUGH SUMMIT HEALTH'S SCHOOL LIAISON DEPARTMENT

Identifier	ReturnReference	Explanation
		<p>PART III, LINE 4 THE HOSPITAL PROVIDES CREDIT IN THE NORMAL COURSE OF ITS BUSINESS TO PATIENTS</p> <p>PATIENT RECEIVABLES ARE BASED ON THE OUTSTANDING PATIENT BALANCE AFTER ANY CONTRACTUAL REIMBURSEMENTS ARE APPLIED AND ARE GENERALLY DUE 30 DAYS AFTER BILLED AN ALLOWANCE FOR DOUBTFUL ACCOUNTS IS CARRIED FOR PATIENT ACCOUNTS THAT MAY BECOME UNCOLLECTIBLE IN FUTURE PERIODS BASED ON A SLIDING SCALE OF ESTIMATED UNCOLLECTIBLE PERCENTAGES COMPARED TO VARIOUS AGING SELF-PAY BALANCE CATEGORIES</p> <p>THE ESTIMATED ALLOCATIONS ARE BASED ON MANAGEMENT'S JUDGMENT OF UNCOLLECTIBLE ACCOUNTS, HISTORICAL TRENDS OF CHARGE-OFFS, AND OTHER INFORMATION PATIENT RECEIVABLES ARE CHARGED AGAINST THE ALLOWANCE WHEN, IN THE JUDGMENT OF MANAGEMENT, IT IS UNLIKELY THEY WILL BE COLLECTED</p> <p>THE COST TO CHARGE RATIO WAS USE TO CALCULATE THE COST OF BAD DEBT EXPENSE THIS RATIO IS CALCULATED AS FOLLOWS [NET PATIENT REVENUE DIVIDED BY THE TOTAL OPERATING REVENUE MULTIPLIED BY THE TOTAL OPERATING EXPENSE] DIVIDED BY THE GROSS PATIENT REVENUE</p>

Identifier	ReturnReference	Explanation
		PART III, LINE 8 THE INFORMATION WAS OBTAINED USING THE COST METHODS USED IN PREPARING THE MEDICARE COST REPORTS THE SHORTFALL ABOVE RELATES TO OUR MISSION OF PROVIDING SERVICES TO MEMBERS OF OUR COMMUNITY

Identifier	ReturnReference	Explanation
		PART VI, LINE 2 HEALTH NEEDS OF FRANKLIN COUNTY RESIDENTS AND SURROUNDING COMMUNITIES ARE ASSESSED THROUGH NUMEROUS RESEARCH METHODS INCLUDING CONDUCTING COMMUNITY HEALTH NEEDS ASSESSMENT (SURVEY FORMAT) IN SPRING 2009, A REVIEW OF REGIONAL HEALTH DATA AND INTERVIEWS WITH KEY COMMUNITY ORGANIZATIONS INCLUDING SCHOOLS, AREA AGENCY ON AGING, PA DEPARTMENT OF HEALTH, FRANKLIN COUNTY HUMAN SERVICES AND THE HEALTHY COMMUNITIES PARTNERSHIP

Identifier	ReturnReference	Explanation
		PART VI, LINE 3 PATIENTS ARE MADE AWARE OF THE CHARITY PROGRAM AND OTHER BILLING ASSISTANCE SERVICES AT REGISTRATION, DURING EMERGENCY ROOM VISITS, AND NOTICES PLACED IN SERVICE AREAS BILLING STATEMENTS ALSO INFORM PATIENTS OF CHARITY CARE AND OTHER BILLING ASSISTANCE PROGRAMS

Identifier	ReturnReference	Explanation
		PART VI, LINE 4 WAYNESBORO HOSPITAL PRIMARILY SERVES COMMUNITY MEMBERS FROM FRANKLIN AND FULTON COUNTY, PA, AND NEARBY COMMUNITIES IN WASHINGTON COUNTY, MD ACCORDING TO U S CENSUS DATA, FRANKLIN COUNTY RESIDENTS HAVE A SLIGHTLY LOWER INCOME AND ARE SLIGHTLY OLDER THAN THE STATE AVERAGE FOR A HEALTH SYSTEM, THIS TYPICALLY RESULTS IN AN INCREASED NEED FOR HEALTHCARE SERVICES

Identifier	ReturnReference	Explanation
		PART VI, LINE 6 WAYNESBORO HOSPITAL SUPPORTS LOCAL NON-PROFIT ORGANIZATIONS WITH FINANCIAL GRANTS FROM THE SUMMIT ENDOWMENT

Identifier	ReturnReference	Explanation
		PART VI, LINE 7 THE HOSPITAL IS PART OF SUMMIT HEALTH, A REGIONAL NETWORK OF HOSPITALS AND HEALTHCARE PROVIDERS THAT ARE SERVED BY THE ORGANIZATION'S COMMUNITY HEALTH DEPARTMENT THIS DEPARTMENT'S MISSION IS TO IMPROVE THE HEALTH OF THE COMMUNITY THROUGH EDUCATION, DETECTION AND PREVENTION PROGRAMS INCLUDING HEALTH FAIRS, SCREENINGS, AND SEMINARS THIS MISSION IS COMPLETED ON BEHALF OF WAYNESBORO HOSPITAL AND ALL OTHER SUMMIT HEATLH AFFILIATES PART OF THIS MISSION IS COMPLETED THROUGH COLLABORATION WITH OTHER COMMUNITY ORGANIZATIONS INCLUDING THE PA DEPARTMENT OF HEALTH

Schedule I
(Form 990)

Department of the Treasury
Internal Revenue Service

Grants and Other Assistance to Organizations,
Governments and Individuals in the United States

Complete if the organization answered "Yes," to Form 990, Part IV, line 21 or 22.
▶ Attach to Form 990

OMB No 1545-0047

2010

Open to Public
Inspection

Name of the organization
WAYNESBORO HOSPITAL

Employer identification number
23-1360854

Part I

General Information on Grants and Assistance

- 1

Does the organization maintain records to substantiate the amount of the grants or assistance, the grantees' eligibility for the grants or assistance, and the selection criteria used to award the grants or assistance?

☒ Yes ☐ No
- 2

Describe in Part IV the organization's procedures for monitoring the use of grant funds in the United States

Part II

Grants and Other Assistance to Governments and Organizations in the United States. Complete if the organization answered "Yes" to Form 990, Part IV, line 21 for any recipient that received more than \$5,000. Check this box if no one recipient received more than \$5,000. Part II can be duplicated if additional space is needed. ▶ ☐

1 (a) Name and address of organization or government	(b) EIN	(c) IRC Code section if applicable	(d) Amount of cash grant	(e) Amount of non-cash assistance	(f) Method of valuation (book, FMV, appraisal, other)	(g) Description of non-cash assistance	(h) Purpose of grant or assistance

- 2

Enter total number of section 501(c)(3) and government organizations ▶
- 3

Enter total number of other organizations ▶

Part III

Grants and Other Assistance to Individuals in the United States. Complete if the organization answered "Yes" to Form 990, Part IV, line 22.
Use Schedule I-1 (Form 990) if additional space is needed.

(a)Type of grant or assistance	(b)Number of recipients	(c)Amount of cash grant	(d)Amount of non-cash assistance	(e)Method of valuation (book, FMV, appraisal, other)	(f)Description of non-cash assistance
(1) FLU VACCINATIONS	233		5,688	COST	

Part IV

Supplemental Information. Complete this part to provide the information required in Part I, line 2, and any other additional information.

Identifier	Return Reference	Explanation
PROCEDURE FOR MONITORING GRANTS IN THE U S	PART I, LINE 2	SCHEDULE I, PART I, LINE 2 ALL FUNDING DECISIONS ARE MADE BY THE SUMMIT ENDOWMENT COMMITTEE, A COMMITTEE OF THE SUMMIT HEALTH BOARD THE ENDOWMENT MANAGER PROCESSES GRANT APPLICATIONS, ASSISTS GRANTEEES IN DEVELOPING SOUND PROGRAM EVALUATION METHODOLOGIES, RECEIVES AND SUMMARIZES PERIODIC REPORTS, AND VISITS PROGRAM SITES, REPORTING ALL ACTIVITIES TO THE SUMMIT ENDOWMENT COMMITTEE AS WELL, ENDOWMENT COMMITTEE MEETING MINUTES ARE SHARED WITH WAYNESBORO HOSPITAL, CHAMBERSBURG HOSPITAL AND SUMMIT HEALTH BOARDS

Schedule J
(Form 990)

Compensation Information

OMB No 1545-0047

2010

Open to Public Inspection

For certain Officers, Directors, Trustees, Key Employees, and Highest Compensated Employees

▶ Complete if the organization answered "Yes" to Form 990, Part IV, question 23.

▶ Attach to Form 990. ▶ See separate instructions.

Name of the organization
WAYNESBORO HOSPITAL

Employer identification number
23-1360854

Part I

Questions Regarding Compensation

		Yes	No
1a	Check the appropriate box(es) if the organization provided any of the following to or for a person listed in Form 990, Part VII, Section A, line 1a Complete Part III to provide any relevant information regarding these items		
	<div><div><input type="checkbox"/> First-class or charter travel</div><div><input type="checkbox"/> Travel for companions</div><div><input type="checkbox"/> Tax idemnification and gross-up payments</div><div><input checked="" type="checkbox"/> Discretionary spending account</div></div> <div><div><input type="checkbox"/> Housing allowance or residence for personal use</div><div><input type="checkbox"/> Payments for business use of personal residence</div><div><input checked="" type="checkbox"/> Health or social club dues or initiation fees</div><div><input type="checkbox"/> Personal services (e g , maid, chauffeur, chef)</div></div>		
b	If any of the boxes in line 1a are checked, did the organization follow a written policy regarding payment or reimbursement or provision of all the expenses described above? If "No," complete Part III to explain	1b	Yes
2	Did the organization require substantiation prior to reimbursing or allowing expenses incurred by all officers, directors, trustees, and the CEO/Executive Director, regarding the items checked in line 1a?	2	Yes
3	Indicate which, if any, of the following the organization uses to establish the compensation of the organization's CEO/Executive Director Check all that apply		
	<div><div><input checked="" type="checkbox"/> Compensation committee</div><div><input checked="" type="checkbox"/> Independent compensation consultant</div><div><input type="checkbox"/> Form 990 of other organizations</div></div> <div><div><input checked="" type="checkbox"/> Written employment contract</div><div><input checked="" type="checkbox"/> Compensation survey or study</div><div><input checked="" type="checkbox"/> Approval by the board or compensation committee</div></div>		
4	During the year, did any person listed in Form 990, Part VII, Section A, line 1a with respect to the filing organization or a related organization		
a	Receive a severance payment or change-of-control payment from the organization or a related organization?	4a	No
b	Participate in, or receive payment from, a supplemental nonqualified retirement plan?	4b	Yes
c	Participate in, or receive payment from, an equity-based compensation arrangement?	4c	No
	If "Yes" to any of lines 4a-c, list the persons and provide the applicable amounts for each item in Part III		
	Only 501(c)(3) and 501(c)(4) organizations only must complete lines 5-9.		
5	For persons listed in form 990, Part VII, Section A, line 1a, did the organization pay or accrue any compensation contingent on the revenues of		
a	The organization?	5a	No
b	Any related organization?	5b	No
	If "Yes," to line 5a or 5b, describe in Part III		
6	For persons listed in form 990, Part VII, Section A, line 1a, did the organization pay or accrue any compensation contingent on the net earnings of		
a	The organization?	6a	No
b	Any related organization?	6b	No
	If "Yes," to line 6a or 6b, describe in Part III		
7	For persons listed in Form 990, Part VII, Section A, line 1a, did the organization provide any non-fixed payments not described in lines 5 and 6? If "Yes," describe in Part III	7	Yes
8	Were any amounts reported in Form 990, Part VII, paid or accrued pursuant to a contract that was subject to the initial contract exception described in Regs section 53 4958-4(a)(3)? If "Yes," describe in Part III	8	No
9	If "Yes" to line 8, did the organization also follow the rebuttable presumption procedure described in Regulations section 53 4958-6(c)?	9	

Part II Officers, Directors, Trustees, Key Employees, and Highest Compensated Employees. Use duplicate copies if additional space is needed.

For each individual whose compensation must be reported in Schedule J, report compensation from the organization on row (i) and from related organizations, described in the instructions on row (ii) Do not list any individuals that are not listed on Form 990, Part VII

Note. The sum of columns (B)(i)-(iii) must equal the applicable column (D) or column (E) amounts on Form 990, Part VII, line 1a

(A) Name		(B) Breakdown of W-2 and/or 1099-MISC compensation			(C) Retirement and other deferred compensation	(D) Nontaxable benefits	(E) Total of columns (B)(i)-(D)	(F) Compensation reported in prior Form 990 or Form 990-EZ
		(i) Base compensation	(ii) Bonus & incentive compensation	(iii) Other reportable compensation				
(1) NORMAN B EPSTEIN	(i)	107,204	29,400	6,437	10,873	3,295	157,209	0
	(ii)	607,490	166,600	36,476	61,616	18,671	890,853	0
(2) PATRICK W O'DONNELL	(i)	32,225	9,232	3,632	7,217	1,504	53,810	0
	(ii)	290,028	83,084	32,692	64,948	13,536	484,288	0
(3) KENNETH L SHUR	(i)	169,331	39,452	17,953	12,548	22,941	262,225	0
	(ii)	0	0	0	0	0	0	0
(4) JEFF CARTY	(i)	141,661	13,967	13,079	9,813	21,743	200,263	0
	(ii)	0	0	0	0	0	0	0
(5) THOMAS E ANDERSON MD	(i)	61,264	11,280	4,938	4,494	2,565	84,541	0
	(ii)	245,057	45,120	19,752	17,970	10,261	338,160	0
(6) SHERRI STAHL	(i)	37,896	7,413	2,834	5,446	2,565	56,154	0
	(ii)	151,587	29,651	11,334	21,783	10,261	224,616	0
(7) MICHELE ZEIGLER	(i)	39,555	6,976	2,980	6,423	2,565	58,499	0
	(ii)	158,221	27,903	11,920	25,693	10,261	233,998	0
(8) PATRICIA BARBAROWICZ	(i)	18,998	3,758	1,614	4,587	681	29,638	0
	(ii)	170,981	33,821	14,526	41,290	6,125	266,743	0
(9) JILL KELLER	(i)	133,304	7,750	13,520	8,935	21,143	184,652	0
	(ii)	0	0	0	0	0	0	0
(10) ELIZABETH COOK	(i)	228,401	0	9,272	14,369	14,375	266,417	0
	(ii)	0	0	0	0	0	0	0
(11) VICKI ELLIS	(i)	242,125	0	9,274	14,368	14,375	280,142	0
	(ii)	0	0	0	0	0	0	0
(12) BRUCE FOSTER	(i)	307,398	0	3,771	14,700	13,455	339,324	0
	(ii)	0	0	0	0	0	0	0
(13) NORBERT MATHAIS	(i)	404,497	0	12,971	14,700	13,334	445,502	0
	(ii)	0	0	0	0	0	0	0
(14) MERRILL MCKENZIE	(i)	239,706	0	914	14,466	7,011	262,097	0
	(ii)	0	0	0	0	0	0	0
(15)								
(16)								

Part IIISupplemental Information

Complete this part to provide the information, explanation, or descriptions required for Part I, lines 1a, 1b, 4c, 5a, 5b, 6a, 6b, 7, and 8. Also complete this part for any additional information.

Identifier	Return Reference	Explanation
	PART I, LINE 1A	THE ORGANIZATION REIMBURSES THE COO FOR DUES ASSOCIATED WITH A SOCIAL CLUB. THE OFFICER RECEIVES AN ALLOWANCE THAT CAN BE CONSIDERED A DISCRETIONARY SPENDING ACCOUNT. THE MONIES ARE IN LIEU OF AN AUTOMOBILE ALLOWANCE, TO PURCHASE ADDITIONAL LIFE INSURANCE, ETC. THESE MONIES ARE INCLUDED IN COMPENSATION AS REPORTED IN THE COMPENSATION OF OFFICERS TABLE. RESULTS FITNESS CLUB MEMBERSHIP IS AVAILABLE FREE OF CHARGE FOR ANY OFFICER AND ACTIVE BOARD MEMBER.
	PART I, LINE 4B	NORMAN EPSTEIN - NO PAYMENT PATRICK W. O'DONNELL - NO PAYMENT THOMAS ANDERSON - NO PAYMENT PAT BARBAROWICZ - NO PAYMENT KENNETH L. SHUR - \$ 41,873
	PART I, LINE 7	INCENTIVE COMPENSATION IS BASED ON PRE-DETERMINED, MEASURABLE GOALS APPROVED BY THE BOARD OF DIRECTORS' EXECUTIVE COMPENSATION COMMITTEE. THE MEASURABLE GOALS ARE BASED ON QUALITY, COMMUNITY ACCESS TO CARE, PATIENT SAFETY AND LEADERSHIP.

SCHEDULE O

(Form 990 or 990-EZ)

Department of the Treasury
Internal Revenue Service

Supplemental Information to Form 990 or 990-EZ

Complete to provide information for responses to specific questions on
Form 990 or to provide any additional information.
▶ Attach to Form 990 or 990-EZ.

OMB No 1545-0047

2010

Open to Public
Inspection

Name of the organization

WAYNESBORO HOSPITAL

Employer identification number

23-1360854

Identifier	Return Reference	Explanation
FORM 990, PART VI, SECTION A, LINE 6		SUMMIT HEALTH, A 501(C)(3) ENTITY, IS A MEMBER OF THIS ORGANIZATION

Identifier	Return Reference	Explanation
FORM 990, PART VI, SECTION A, LINE 7A		SUMMIT HEALTH, A 501(C)(3) ENTITY, ELECTS THE GOVERNING BODY OF THIS ORGANIZATION

Identifier	Return Reference	Explanation
FORM 990, PART VI, SECTION A, LINE 7B		SUMMIT HEALTH, A 501(C)(3) ENTITY, HAS CERTAIN RESERVE POWERS OF THIS ORGANIZATION

Identifier	Return Reference	Explanation
FORM 990, PART VI, SECTION B, LINE 11		THE ORGANIZATION'S 990 IS REVIEWED BY THE AUDIT COMMITTEE AND UPON APPROVAL RECOMMENDED TO THE FULL BOARD OF DIRECTORS FOR SUBMISSION TO THE IRS

Identifier	Return Reference	Explanation
	FORM 990, PART VI, SECTION B, LINE 12C	MEMBERS ARE ASKED TO ANNUALLY DISCLOSE ANY CONFLICTS OF INTEREST THEY MAY HAVE

Identifier	Return Reference	Explanation
	FORM 990, PART VI, SECTION B, LINE 15	COMPENSATION IS DISCUSSED WITH AN INDEPENDENT COMPENSATION COMMITTEE. THIS IS PERFORMED IN CONCERT WITH A COMPENSATION CONSULTANT WHO ASSISTS THIS COMMITTEE IN SETTING THE COMPENSATION FOR THESE INDIVIDUALS

Identifier	Return Reference	Explanation
	FORM 990, PART VI, SECTION C, LINE 19	GOVERNING DOCUMENTS, CONFLICT OF INTEREST POLICY AND FINANCIAL STATEMENTS ARE AVAILABLE UPON REQUEST THESE DOCUMENTS ARE HELD IN THE FINANCE DEPARTMENT OF THE WAYNESBORO HOSPITAL HOSPITAL BYLAWS AND ALL POLICIES AND PROCEDURES ARE FOUND ON THE WAYNESBORO HOSPITAL INTRANET

Identifier	Return Reference	Explanation
CHANGES IN NET ASSETS OR FUND BALANCES	FORM 990, PART XI, LINE 5	NET UNREALIZED GAINS ON INVESTMENTS 1,187,051 INCREASE IN PERPETUAL TRUSTS HELD BY THIRD PARTIES 315,566 TRANSFER TO AFFILIATE ORG - SUMMIT PHYSICIAN SERVICES - 4,685,000 TOTAL TO FORM 990, PART XI, LINE 5 -3,182,383

SCHEDULE R
(Form 990)

Department of the Treasury
Internal Revenue Service

Related Organizations and Unrelated Partnerships

▶ Complete if the organization answered "Yes" to Form 990, Part IV, line 33, 34, 35, 36, or 37.
▶ Attach to Form 990. ▶ See separate instructions.

OMB No 1545-0047

2010

Open to Public Inspection

Name of the organization
WAYNESBORO HOSPITAL

Employer identification number
23-1360854

Part I Identification of Disregarded Entities (Complete if the organization answered "Yes" on Form 990, Part IV, line 33.)

(a) Name, address, and EIN of disregarded entity	(b) Primary activity	(c) Legal domicile (state or foreign country)	(d) Total income	(e) End-of-year assets	(f) Direct controlling entity

Part II Identification of Related Tax-Exempt Organizations (Complete if the organization answered "Yes" on Form 990, Part IV, line 34 because it had one or more related tax-exempt organizations during the tax year.)

(a) Name, address, and EIN of related organization	(b) Primary activity	(c) Legal domicile (state or foreign country)	(d) Exempt Code section	(e) Public charity status (if section 501(c)(3))	(f) Direct controlling entity	(g) Section 512(b)(13) controlled organization	
						Yes	No
(1) SUMMIT HEALTH 112 NORTH SEVENTH STREET CHAMBERSBURG, PA 17201 25-1515371	MANAGE AND ADMINISTER THE LOCAL AND REGIONAL NETWORK OF HEALTHCARE PROVIDERS	PA	501(C)(3)	7	SUMMIT HEALTH		No
(2) THE CHAMBERSBURG HOSPITAL 112 NORTH SEVENTH STREET CHAMBERSBURG, PA 17201 23-0465970	SERVE THE HEALTH CARE NEEDS OF FRANKLIN COUNTY PA AND THE SURROUNDING COMMUN	PA	501(C)(3)	3	SUMMIT HEALTH		No
(3) CHAMBERSBURG HEALTH SERVICES 260 NORTH SEVENTH STREET CHAMBERSBURG, PA 17201 25-1515376	SERVE THE HEALTH CARE NEEDS OF FRANKLIN COUNTY PA AND THE SURROUNDING COMMUN	PA	501(C)(3)	11A - TYPE 1	SUMMIT HEALTH		No
(4) SUMMIT PHYSICIAN SERVICES 601 NORLAND AVENUE CHAMBERSBURG, PA 17201 25-1716306	PROVIDES APPROPRIATE PHYSICIAN MANPOWER FOR VARIOUS FAMILY PRACTICES SERVING	PA	501(C)(3)	11A - TYPE 1	SUMMIT HEALTH		No

Part III

Identification of Related Organizations Taxable as a Partnership (Complete if the organization answered "Yes" on Form 990, Part IV, line 34 because it had one or more related organizations treated as a partnership during the tax year.)

(a) Name, address, and EIN of related organization	(b) Primary activity	(c) Legal domicile (state or foreign country)	(d) Direct controlling entity	(e) Predominant income (related, unrelated, excluded from tax under sections 512- 514)	(f) Share of total income	(g) Share of end-of-year assets	(h) Disproporionate allocations?		(i) Code V—UBI amount in box 20 of Schedule K-1 (Form 1065)	(j) General or managing partner?		(k) Percentage ownership
							Yes	No		Yes	No	

Part IV

Identification of Related Organizations Taxable as a Corporation or Trust (Complete if the organization answered "Yes" on Form 990, Part IV, line 34 because it had one or more related organizations treated as a corporation or trust during the tax year.)

(a) Name, address, and EIN of related organization	(b) Primary activity	(c) Legal domicile (state or foreign country)	(d) Direct controlling entity	(e) Type of entity (C corp, S corp, or trust)	(f) Share of total income	(g) Share of end-of-year assets	(h) Percentage ownership

Part V

Transactions With Related Organizations (Complete if the organization answered "Yes" on Form 990, Part IV, line 34, 35, 35A, or 36.)

Note. Complete line 1 if any entity is listed in Parts II, III or IV

1

During the tax year, did the organization engage in any of the following transactions with one or more related organizations listed in Parts II-IV?

a

Receipt of (i) interest (ii) annuities (iii) royalties (iv) rent from a controlled entity

b

Gift, grant, or capital contribution to other organization(s)

c

Gift, grant, or capital contribution from other organization(s)

d

Loans or loan guarantees to or for other organization(s)

e

Loans or loan guarantees by other organization(s)

f

Sale of assets to other organization(s)

g

Purchase of assets from other organization(s)

h

Exchange of assets

i

Lease of facilities, equipment, or other assets to other organization(s)

j

Lease of facilities, equipment, or other assets from other organization(s)

k

Performance of services or membership or fundraising solicitations for other organization(s)

l

Performance of services or membership or fundraising solicitations by other organization(s)

m

Sharing of facilities, equipment, mailing lists, or other assets

n

Sharing of paid employees

o

Reimbursement paid to other organization for expenses

p

Reimbursement paid by other organization for expenses

q

Other transfer of cash or property to other organization(s)

r

Other transfer of cash or property from other organization(s)

Yes

No

1a

1b

1c

1d

1e

1f

1g

1h

1i

1j

1k

1l

1m

1n

1o

1p

1q

1r

Yes

Yes

Yes

2

If the answer to any of the above is "Yes," see the instructions for information on who must complete this line, including covered relationships and transaction thresholds

(a) Name of other organization	(b) Transaction type(a-r)	(c) Amount involved	(d) Method of determining amount involved
(1)			
(2)			
(3)			
(4)			
(5)			
(6)			

Schedule R (Form 990) 2010

Provide the following information for each entity taxed as a partnership through which the organization conducted more than five percent of its activities (measured by total assets or gross revenue) that was not a related organization. See instructions regarding exclusion for certain investment partnerships.

[illegible]

Part VII

Supplemental Information

Complete this part to provide additional information for responses to questions on Schedule R (see instructions)

Identifier	Return Reference	Explanation
------------	------------------	-------------



ANNUAL
FINANCIAL
REPORT

JUNE 30, 2011

C O N T E N T S

	Page
INDEPENDENT AUDITOR'S REPORT	1
FINANCIAL STATEMENTS	
Balance sheets	2
Statements of operations	3
Statements of changes in net assets	4
Statements of cash flows	5
Notes to financial statements	6 - 29

INDEPENDENT AUDITOR'S REPORT

Board of Directors
Waynesboro Hospital
Waynesboro, Pennsylvania

We have audited the accompanying balance sheets of Waynesboro Hospital as of June 30, 2011 and 2010 and the related statements of operations, changes in net assets, and cash flows for the years then ended. These financial statements are the responsibility of the Hospital's management. Our responsibility is to express an opinion on these financial statements based on our audits.

We conducted our audits in accordance with auditing standards generally accepted in the United States of America. Those standards require that we plan and perform the audit to obtain reasonable assurance about whether the financial statements are free of material misstatement. An audit includes examining, on a test basis, evidence supporting the amounts and disclosures in the financial statements. An audit also includes assessing the accounting principles used and significant estimates made by management, as well as evaluating the overall financial statement presentation. We believe that our audits provide a reasonable basis for our opinion.

In our opinion, the financial statements referred to above present fairly, in all material respects, the financial position of Waynesboro Hospital as of June 30, 2011 and 2010, and the results of its operations, changes in its net assets and its cash flows for the years then ended in conformity with accounting principles generally accepted in the United States of America.

Smith Elliott Keams & Company, LLC

Chambersburg, Pennsylvania
October 26, 2011

WAYNESBORO HOSPITAL**BALANCE SHEETS**
June 30, 2011 and 2010

ASSETS	2011	2010
	(000 Omitted)	
CURRENT ASSETS		
Cash and cash equivalents	\$ 3,754	\$ 8,853
Assets limited as to use	595	570
Patient accounts receivable, net of estimated allowance for doubtful accounts of \$ 1,775 for 2011 and \$ 1,812 for 2010	5,683	4,976
Notes receivable	171	253
Other receivables	335	237
Inventories	336	362
Prepaid assets	777	673
Total current assets	<u>11,651</u>	<u>15,924</u>
ASSETS LIMITED AS TO USE		
Internally designated for capital improvement	40,968	27,400
Internally designated as endowments	6,244	5,893
Restricted by donor for permanent endowments	237	203
	<u>47,449</u>	<u>33,496</u>
Less amount required to meet current obligations	(595)	(570)
Total assets limited as to use	<u>46,854</u>	<u>32,926</u>
OTHER ASSETS		
Property and equipment, net	15,881	16,916
Property held for investment, net	2,279	2,353
Notes receivable	416	540
Perpetual trusts held by third parties	2,282	1,967
Long-term patients accounts receivable, net of estimated allowance for doubtful accounts of \$ 39 for 2011 and \$ 125 for 2010	90	248
Intangible assets	4	12
Total assets	<u>\$ 79,457</u>	<u>\$ 70,886</u>
LIABILITIES AND NET ASSETS		
CURRENT LIABILITIES		
Current portion of long term debt	\$ 595	\$ 570
Accounts payable	2,118	1,514
Estimated amounts payable under third-party contractual agreements	1,765	1,519
Advances from third-party payors	253	253
Accrued expenses	3,487	3,203
Total current liabilities	<u>8,218</u>	<u>7,059</u>
OTHER LIABILITIES		
Long-term debt, net of current portion	0	595
Other liabilities	448	455
Total liabilities	<u>8,666</u>	<u>8,109</u>
NET ASSETS		
Unrestricted	68,272	60,607
Permanently restricted	2,519	2,170
Total net assets	<u>70,791</u>	<u>62,777</u>
Total liabilities and net assets	<u>\$ 79,457</u>	<u>\$ 70,886</u>

The Notes to Financial Statements are an integral part of these statements.

WAYNESBORO HOSPITAL

STATEMENTS OF OPERATIONS
Years Ended June 30, 2011 and 2010

	2011	2010
	(000 Omitted)	
UNRESTRICTED REVENUES, GAINS, AND OTHER SUPPORT		
Net patient service revenue	\$ 65,759	\$ 64,378
Other operating revenue	<u>425</u>	<u>438</u>
Total revenues, gains, and other support	<u>66,184</u>	<u>64,816</u>
EXPENSES		
Salaries and wages	26,997	27,336
Fringe benefits	8,822	8,300
Professional services	1,323	1,102
Contracted services	2,591	2,845
Materials, supplies, and services	8,021	7,800
Utilities	714	691
Insurance	583	666
Depreciation	2,780	2,895
Interest	22	29
Provision for bad debts	<u>5,260</u>	<u>5,529</u>
Total expenses	<u>57,113</u>	<u>57,193</u>
Operating income	<u>9,071</u>	<u>7,623</u>
OTHER INCOME (EXPENSES)		
Net realized gains on investments	978	60
Investment income, net of expenses	759	558
Non-operating income, net of expenses	116	105
Gains (losses) on disposal of equipment	2	(2)
Contributions	<u>263</u>	<u>188</u>
Total other income	<u>2,118</u>	<u>909</u>
Excess of revenues, gains, and other support over expenses	11,189	8,532
Change in net unrealized gain on investments	1,156	949
Investment income appropriated from permanently restricted net assets	5	5
Transfers to affiliate organizations, net	<u>(4,685)</u>	<u>(4,434)</u>
Increase in unrestricted net assets	<u><u>\$ 7,665</u></u>	<u><u>\$ 5,052</u></u>

The Notes to Financial Statements are an integral part of these statements.

WAYNESBORO HOSPITAL

STATEMENTS OF CHANGES IN NET ASSETS
Years Ended June 30, 2011 and 2010

	2011	2010
	(000 Omitted)	
UNRESTRICTED NET ASSETS		
Excess of revenues, gains, and other support over expenses	\$ 11,189	\$ 8,532
Change in net unrealized gain on investments	1,156	949
Investment income appropriated from permanently restricted net assets	5	5
Transfers to affiliate organizations, net	<u>(4,685)</u>	<u>(4,434)</u>
Increase in unrestricted net assets	<u>7,665</u>	<u>5,052</u>
 PERMANENTLY RESTRICTED NET ASSETS		
Investment income, net of expenses	0	5
Income appropriated to unrestricted net assets	(5)	(5)
Change in net unrealized gains on investments	39	12
Change in net unrealized gains on perpetual trusts held by third parties	<u>315</u>	<u>210</u>
Increase in permanently restricted net assets	<u>349</u>	<u>222</u>
 Increase in net assets	8,014	5,274
 Net assets, beginning of year	<u>62,777</u>	<u>57,503</u>
 Net assets, end of year	<u><u>\$ 70,791</u></u>	<u><u>\$ 62,777</u></u>

The Notes to Financial Statements are an integral part of these statements.

WAYNESBORO HOSPITAL

STATEMENTS OF CASH FLOWS
Years Ended June 30, 2011 and 2010

	2011	2010
	(000 Omitted)	
CASH FLOWS FROM OPERATING ACTIVITIES		
Change in net assets	\$ 8,014	\$ 5,274
Adjustments to reconcile change in net assets to net cash provided by operating activities		
Net realized and unrealized (gains) on investments	(2,488)	(1,232)
Depreciation and amortization	2,862	2,978
(Gain) loss on disposal of property and equipment	(2)	2
Transfers to affiliated organizations	4,685	4,434
Provision for bad debts	5,260	5,529
Restricted contributions and investment income received	0	(5)
(Increase) decrease in		
Patient accounts receivable	(5,809)	(4,615)
Other receivables	144	98
Inventories	26	16
Prepaid assets	(104)	135
Increase (decrease) in		
Accounts payable	604	(477)
Estimated amounts payable under third-party contractual agreements	246	722
Accrued expenses and other current liabilities	284	19
Other liabilities	(7)	51
Net cash provided by operating activities	<u>13,715</u>	<u>12,929</u>
CASH FLOWS FROM INVESTING ACTIVITIES		
Purchases of property and equipment	(1,743)	(1,996)
Net increase in assets limited as to use	(11,780)	(5,565)
Investment in notes receivable	(42)	0
Receipts on notes receivable	6	0
Net cash used by investing activities	<u>(13,559)</u>	<u>(7,561)</u>
CASH FLOWS FROM FINANCING ACTIVITIES		
Transfers to affiliated organizations	(4,685)	(4,434)
Restricted contributions and investment income	0	5
Payments on long-term debt	(570)	(545)
Net cash used by financing activities	<u>(5,255)</u>	<u>(4,974)</u>
Net increase (decrease) in cash and cash equivalents	(5,099)	394
Cash and cash equivalents, beginning of year	8,853	8,459
Cash and cash equivalents, end of year	<u>\$ 3,754</u>	<u>\$ 8,853</u>
SUPPLEMENTAL DISCLOSURE OF CASH FLOW INFORMATION		
Cash paid for interest	\$ 14	\$ 20

The Notes to Financial Statements are an integral part of these statements.

NOTES TO FINANCIAL STATEMENTS

Note 1. Description of Organization and Summary of Significant Accounting Policies

Organization

The Waynesboro Hospital (the "Hospital"), located in Waynesboro, Pennsylvania, is a not-for-profit acute care hospital. The Hospital provides inpatient, outpatient, and emergency care services to the Franklin County, Pennsylvania service area. Admitting physicians are primarily practitioners in the local area.

The Hospital is a wholly-controlled subsidiary of Summit Health (SH). SH was formed to operate exclusively for the benefit and support of the Hospital and its sister subsidiaries and affiliates. SH controls the Hospital through the nomination of its board of directors and oversees Hospital activities, including review and approval of capital and operating budgets.

Use of Estimates

The preparation of financial statements in conformity with generally accepted accounting principles requires management to make estimates and assumptions that affect the reported amounts of assets and liabilities and disclosure of contingent assets and liabilities at the date of the financial statements and the reported amounts of revenues and expenses during the reporting period. Certain accounting estimates are particularly sensitive because of their significance to the financial statements and because of the possibility that future events affecting them may differ significantly from those expected. The most sensitive estimates affecting the financial statements were management's estimate of the allowance for doubtful accounts, reserve for contractual allowances, settlements under third party contractual agreements, and medical malpractice costs. Actual results could differ from those estimates.

Cash and Cash Equivalents

For purposes of the statements of cash flows, cash and cash equivalents include certain investments in highly liquid debt instruments with original maturities of three months or less.

Patient Receivables

The Hospital provides credit in the normal course of its business to patients. Patient receivables are based on the outstanding patient balance after any contractual reimbursements are applied and are generally due 30 days after billed. An allowance for doubtful accounts is carried for patient accounts that may become uncollectible in future periods based on a sliding scale of estimated uncollectible percentages compared to various aging self-pay balance categories. The estimated allocations are based on management's judgment of uncollectible accounts, historical trends of charge-offs, and other information. Patient receivables are charged against the allowance when, in the judgment of management, it is unlikely they will be collected.

Investments

Investments in marketable securities with readily determinable fair values and all investments in debt securities are reported at their fair values in the balance sheet. Unrealized gains and losses are included in the change in net assets. Realized gains or losses are computed on the specific identification method. Investment income or loss (including realized gains and losses on investments, interest, and dividends) is included in the excess of revenues, gains, and other support over expenses unless the income or loss is restricted by donor or law.

Note 1. Description of Organization and Summary of Significant Accounting Policies (Continued)

Inventories

Inventories consisting of medical supplies are stated at the lower of cost (average cost) or market, using the first-in/first-out (FIFO) method of accounting for inventories

Assets Limited as to Use

Assets limited as to use primarily include designated assets set aside by the Board of Directors for future capital improvements and endowment purposes over which the Board retains control and may at its discretion subsequently use for other purposes. Amounts required to meet current liabilities of the Hospital have been reclassified to current assets in the balance sheet at June 30, 2011 and 2010

Property and Equipment

Property and equipment acquisitions with a value of \$ 1,000 or more and an expected useful life of two years or more are recorded at cost. Depreciation is provided over the estimated useful life of each class of depreciable asset and is computed using the straight-line method. The estimated lives are generally in accordance with those recommended by the American Hospital Association. Interest cost incurred on borrowed funds during the period of construction of capital assets is capitalized as a component of the cost of acquiring those assets.

Gifts of long-lived assets such as land, buildings, or equipment are reported as unrestricted support, and are excluded from the excess of revenues, gains, and other support over expenses, unless explicit donor stipulations specify how the donated assets must be used. Gifts of long-lived assets with explicit restrictions that specify how the assets are to be used and gifts of cash or other assets that must be used to acquire long-lived assets are reported as restricted support. Absent explicit donor stipulations about how long those long-lived assets must be maintained, expirations of donor restrictions are reported when the donated or acquired long-lived assets are placed in service.

Promises to Give

Unconditional promises to give are recognized as revenues or gains in the period received and as increases in assets, decreases of liabilities, or expenses depending on the form of the benefits received. Conditional promises to give are recognized when the conditions on which they depend are substantially met. No allowance for doubtful accounts has been established for promises to give based on past collection experience.

Perpetual Trusts Held by Third Parties

The Hospital is an income beneficiary of several trusts established by donors at local banks. Funds contributed to these trusts are to be invested in perpetuity. The Hospital has the irrevocable right to receive all or a proportional share of the income from the trusts in perpetuity, but will never receive the assets held in the trusts. The Hospital recognizes its proportionate share of the fair value of these trusts as a permanently restricted net asset on the balance sheet.

Temporarily and Permanently Restricted Net Assets

Temporarily restricted net assets are those whose use by the Hospital has been limited by donors to a specific time period or purpose. Permanently restricted net assets have been restricted by donors to be maintained by the Hospital in perpetuity.

Note 1. Description of Organization and Summary of Significant Accounting Policies (Continued)

Excess of Revenues, Gains, and Other Support Over Expenses

The statement of operations includes *excess of revenues, gains, and other support over expenses*. Changes in unrestricted net assets which are excluded from *excess of revenues, gains, and other support over expenses*, consistent with industry practice, include unrealized gains and losses on investments other than trading securities, permanent transfers of assets to and from affiliates for other than goods and services, and contributions of long-lived assets (including assets acquired using donor restricted contributions)

Net Patient Service Revenue

The Hospital has agreements with third-party payors that provide for payments to the Hospital at amounts different from its established rates. Payment arrangements include prospectively determined rates per discharge, reimbursed costs, discounted charges, and per diem payments. Net patient service revenue is reported at the estimated net realizable amounts from patients, third-party payors, and others for services rendered, and includes estimated retroactive revenue adjustments due to future audits, reviews, and investigations. Retroactive adjustments are considered in the recognition of revenue on an estimated basis in the period the related services are rendered, and such amounts are adjusted in future periods as adjustments become known or as years are no longer subject to such audits, reviews and investigations. As a result of final cost settlements, net patient service revenue decreased by \$ 4,000 in 2011 and increased by \$ 179,000 in 2010.

Laws and regulations governing Medicare, Medicaid, and other third-party programs are extremely complex and subject to interpretation. As a result, there is at least a reasonable possibility that recorded estimates will change in the near term.

Donor-Restricted Gifts

Unconditional promises to give cash and other assets to the Hospital are reported at fair value at the date the promise is received. Conditional promises to give and indications of intentions to give are reported at fair value at the date the gift is received. The gifts are reported as either temporarily or permanently restricted support if they are received with donor stipulations that limit the use of the donated assets. When a donor restriction expires, that is, when a stipulated time restriction ends or purpose restriction is accomplished, temporarily restricted net assets are reclassified as unrestricted net assets and reported in the statement of operations as net assets released from restrictions. Donor-restricted contributions whose restrictions are met within the same year as received are reported as unrestricted contributions in the accompanying financial statements.

Estimated Malpractice Costs

The provision for estimated medical malpractice claims includes estimates of the ultimate costs for both reported claims and claims incurred but not reported. The Hospital is insured for malpractice under a retrospectively rated policy of a multi-provider captive. This type of policy covers only malpractice claims covered by the policy which are reported to the insurance carrier during the policy term. If this policy is discontinued, it would be the Hospital's intention to obtain tail coverage.

Unemployment Compensation

The Hospital has elected under the Pennsylvania Unemployment Compensation Law to directly fund unemployment benefits paid. The election requires that a deposit be made as surety for payment for any future unemployment charges payable by the Hospital. The Hospital has a surety bond in the amount of \$ 44,000 to satisfy this requirement.

Note 1. Description of Organization and Summary of Significant Accounting Policies (Continued)

Workers' Compensation

The Hospital participates in a fund to pay any workers' compensation claims which could arise. The reserve is based upon historical experience and represents an estimate of workers' compensation claims which have occurred, but have not yet been paid. These estimates are adjusted annually based upon the Hospital's projected experience. Medical expenses associated with workers' compensation claims are funded directly by the Hospital. These claims are also covered by a surety bond for the Hospital, The Chambersburg Hospital, Chambersburg Health Services, and Summit Physician Services in the amount of \$ 2,100,000 and \$ 3,600,000 for 2011 and 2010, respectively.

Income Taxes

The Hospital is a not-for-profit corporation and has been recognized as tax-exempt pursuant to Sec. 501(c)(3) of the Internal Revenue Code. It is classified as a public charity. Accordingly, no provision for federal income tax has been recorded. With few exceptions, the Hospital is no longer subject to federal income tax examinations by tax authorities for years before 2008.

When tax returns are filed, it is highly certain that some positions taken would be sustained upon examination by the taxing authorities, while others are subject to uncertainty about the merits of the position taken or the amount of the position that would be ultimately sustained. The benefit of a tax position is recognized in the financial statements in the period during which, based on all available evidence, management believes it is more likely than not that the position will be sustained upon examination, including the resolution of appeals or litigation processes, if any. Tax positions taken are not offset or aggregated with other positions. Tax positions that meet the more-likely-than-not recognition threshold are measured as the largest amount of tax benefit that is more than 50 percent likely of being realized upon settlement with the applicable taxing authority. The portion of the benefits associated with tax positions taken that exceeds the amount measured as described above would be reflected as a liability for unrecognized tax benefits in the accompanying balance sheet along with any associated interest and penalties that would be payable to the taxing authorities upon examination. Interest and penalties associated with unrecognized tax benefits would be classified as expenses against other operating revenue in the statement of operations. At June 30, 2011 and 2010 there was no liability for unrecognized tax benefits.

Advertising

The Hospital follows the policy of charging costs of advertising to expense as incurred. Advertising expense was \$ 65,000 and \$ 48,000 for the years ended June 30, 2011 and 2010, respectively.

Reclassifications

Certain reclassifications have been made to the 2010 financial statements in order to conform to the 2011 presentation.

Note 2. Net Patient Service Revenue

The Hospital has agreements with third-party payors that provide for payments to the Hospital at amounts different from its established rates. A summary of the payment arrangements with major third-party payors follows:

➤ Medicare

Inpatient acute care services rendered to Medicare program beneficiaries are paid at prospectively determined rates per discharge. These rates vary according to a patient classification system that is based on clinical, diagnostic, and other factors. Outpatient services are paid at prospectively determined rates per encounter. The Hospital is reimbursed for cost reimbursable items at a tentative rate with final settlement determined after submission of annual cost reports by the Hospital and audits thereof by the Medicare fiscal intermediary. The Hospital's classification of patients under the Medicare program and the appropriateness of their admission are subject to an independent review by a peer review organization under contract with the Hospital. The Hospital's Medicare cost reports have been settled by the Medicare fiscal intermediary through June 30, 2009. The provision for Medicare contractual allowances amounted to \$ 39,865,000 for the year ended June 30, 2011 and \$ 38,543,000 for the year ended June 30, 2010.

➤ Medicaid

Inpatient acute care services rendered to Medicaid program beneficiaries are paid at prospectively determined rates per discharge. As with the Medicare program, these rates vary according to a patient classification system that is based on clinical, diagnostic, and other factors. Outpatient services are reimbursed based on established fee schedules. Cost reports are filed with the Department of Public Welfare on an annual basis, but the reports are primarily for information. Both outpatient and inpatient services do not require final settlement because payments received during the year are not subject to retroactive adjustment. The provision for inpatient Medicaid contractual allowances amounted to \$ 12,501,000 for the year ended June 30, 2011 and \$ 11,706,000 for the year ended June 30, 2010.

➤ Blue Cross

Inpatient acute care services rendered to Blue Cross subscribers are paid at prospectively determined rates per discharge. These rates vary based on the type of service: maternity, newborn, or non-maternity. Outpatient surgery cases are paid at a prospectively determined rate per case based on a classification system based on the primary surgical procedure performed. Other outpatient services are reimbursed at a percentage of the Hospital's established charges. Reimbursement rates are adjusted annually based on various indices. The provision for Blue Cross contractual allowances amounted to \$ 8,668,000 for the year ended June 30, 2011 and \$ 7,563,000 for the year ended June 30, 2010.

➤ Highmark Blue Shield

Inpatient acute care services rendered to Highmark Blue Shield program beneficiaries are paid at prospectively determined rates per discharge. These rates vary according to a patient classification system that is based on clinical, diagnostic, and other factors. Outpatient services are reimbursed at a percentage of the Hospital's established charges. The Hospital's sub-acute care services are reimbursed on prospectively determined rates. The provision for Highmark Blue Shield contractual allowances amounted to \$ 2,451,000 for the year ended June 30, 2011 and \$ 2,618,000 for the year ended June 30, 2010.

Note 2. Net Patient Service Revenue (Continued)

A summary of net patient service revenue for the years ended June 30 is as follows

	2011	2010
	(000 Omitted)	
Patient service revenue	\$ 138,084	\$ 132,429
Deductions from revenue	72,325	68,051
Net patient service revenue	<u>\$ 65,759</u>	<u>\$ 64,378</u>

The Hospital also has entered into payment agreements with certain commercial insurance carriers, health maintenance organizations, and preferred provider organizations. The basis for payment to the Hospital under these agreements includes prospectively determined rates per discharge, discounts from established charges, and prospectively determined daily rates.

Note 3. Investments

The Hospital's internally designated investment portfolio for Capital Improvement and Endowments are combined with the internally designated investment portfolios of the related affiliates of Summit Health to make up the Summit Health Master Trust. The investment portfolio for the internally designated funds for Capital Improvement and Endowments discloses the Hospital's interest in the various master trust portfolios. The donor restricted funds are maintained in separate brokerage accounts.

The composition of the "fixed income", "equity securities", and "real assets" investment types in the Summit Health Master Trust is only available for the entire investment portfolio and is not detailed for each affiliate's portion of the various investments. Because of this, the Hospital's assets in the investment portfolio for Capital Improvement and Endowments are shown as "fixed income", "equity securities", and "real assets". The Hospital's interest in the master trust portfolios represented 20% and 18% at June 30, 2011 and 2010, respectively. Investment activity is shown net on the statements of cash flows since the funds are pooled with other affiliates and individual entity activity is not available.

Even though the Summit Health Master Trust labels the funds as "fixed income", "equity securities", and "real assets", each fund does not necessarily include only fixed income, equity securities, or real assets and may include a combination of money market funds, fixed income, equity securities, real assets, and accrued interest. Because of this, the total assets for the Summit Health Master Trust are reported in a different format than the "fixed income", "equity securities", and "real assets" reported for the individual portfolios of the participating Summit Health affiliates.

Note 3. Investments (Continued)

The composition of the Summit Health Master Trust assets is set forth in the following schedule

	2011		2010	
	Cost	Fair Market Value	Cost	Fair Market Value
	(000 Omitted)		(000 Omitted)	
Cash and money market funds	\$ 8.935	\$ 8.935	\$ 56.104	\$ 56.104
Fixed income				
Certificates of deposit	0	0	220	220
U S treasury obligations	1.070	1.104	546	574
U S government agencies	23.179	23.468	17.034	17.475
Corporate and foreign bonds	20.931	21.384	42.695	43.608
Municipal obligations	0	0	1.547	1.601
Fixed income mutual funds	47.130	46.296	0	0
Equities Securities				
Equity securities	24.350	26.268	22.636	24.858
Equity mutual funds	70.205	76.308	20.572	18.117
Hedge funds	9.556	20.083	9.556	18.921
Closely held partnerships	14.062	14.464	0	0
Accrued interest	388	388	647	647
	<u>\$ 219.806</u>	<u>\$ 238.698</u>	<u>\$ 171.557</u>	<u>\$ 182.125</u>

The composition of assets limited as to use at June 30 is set forth in the following schedule

	2011		2010	
	Cost	Fair Market Value	Cost	Fair Market Value
	(000 Omitted)		(000 Omitted)	
Internally Designated for Capital Improvement				
(Part of Summit Health Master Trust)				
Money market funds	\$ 6.018	\$ 6.018	\$ 12.627	\$ 12.627
Fixed income	20.789	20.607	11.661	11.632
Equity securities	7.591	7.772	3.720	3.141
Real Assets	6.390	6.571	0	0
	<u>40.788</u>	<u>40.968</u>	<u>28.008</u>	<u>27.400</u>
Internally Designated as Endowments				
(Part of Summit Health Master Trust)				
Money market funds	1.149	1.149	470	470
Fixed income	1.457	1.407	2.375	2.344
Equity securities	2.251	2.560	2.434	2.409
Hedge funds	470	711	470	670
Real Assets	412	417	0	0
	<u>\$ 5.739</u>	<u>\$ 6.244</u>	<u>\$ 5.749</u>	<u>\$ 5.893</u>

Note 3. Investments (Continued)

	2011		2010	
	Cost	Fair Market Value	Cost	Fair Market Value
	(000 Omitted)		(000 Omitted)	
Restricted by Donor for				
Permanent Endowments				
Money market funds	\$ 5	\$ 5	\$ 22	\$ 22
Fixed income mutual funds	72	76	72	77
Equity mutual funds	149	156	137	104
	<u>226</u>	<u>237</u>	<u>231</u>	<u>203</u>
Total	46,753	47,449	33,988	33,496
Less assets limited as to use required to meet current obligations	595	595	570	570
Total assets limited as to use	<u>\$ 46,158</u>	<u>\$ 46,854</u>	<u>\$ 33,418</u>	<u>\$ 32,926</u>

Net investment income from assets limited as to use and investment properties (included in "non-operating income") consists of the following for the years ended June 30

	2011	2010
	(000 Omitted)	
Net Investment Income:		
Investment income	\$ 964	\$ 756
Less investment expense	(89)	(88)
	<u>\$ 875</u>	<u>\$ 668</u>

Note 4. Endowments

The Hospital's endowments consist of two individual funds established to provide investment income for the Hospital's operations. The endowments include both donor-restricted endowment funds and funds designated by the Hospital's board of directors to function as endowments. Net assets associated with endowment funds, including funds designated by the Hospital to function as endowments, are classified and reported as unrestricted or permanently restricted net assets based on the existence or absence of donor-imposed restrictions.

The Commonwealth of Pennsylvania has not adopted the Uniform Prudent Management of Institutional Funds Act of 2006. Guidance for the administration of endowment funds in Pennsylvania is provided in Act 141, which was passed by the Pennsylvania legislature in 1998. Under Act 141, Pennsylvania not-for-profit organizations are permitted to elect an annual amount that may be used from their endowment funds based on an annual spending rate between 2% and 7%. Act 141 permits the spending of accumulated principal and income from an endowment fund if the amount withdrawn is less than or equal to the annually elected percentage. The Hospital's interpretation of Act 141 classifies interest income, dividends, and capital appreciation earned by donor-restricted endowment fund investments as permanently restricted activity. The Hospital intends to preserve the fair value of the original gift as of the gift date of the donor-restricted endowment funds, absent explicit donor stipulations to the contrary. As a result of this interpretation, the Hospital classifies as permanently restricted net assets (a) the original value of gifts donated to the permanent endowment, (b) the original value of subsequent gifts to the endowment, and (c) accumulations to the permanent endowment made in accordance with the direction of the applicable donor gift instrument at the time the accumulation is added to the fund.

Note 4. Endowments (Continued)

The Hospital considers several factors when making a determination to appropriate or accumulate donor-restricted endowment funds. These factors include the duration and preservation of the fund, the mission of the Hospital, the purpose of the donor-restricted endowment fund, satisfaction of specific donor instructions, general economic conditions, the possible effect of inflation and deflation, the expected total return from income and the appreciation of investments, and other resources.

The Hospital has adopted an investment policy and strategies to provide for future needs, maintain the purchasing power of the fund's assets, consistently invest assets in a prudent, high-quality, diversified, and risk-sensitive manner, achieve the optimal return possible within the specified risk parameters, and adhere to established guidelines.

To satisfy the long-term rate-of-return objectives, the Hospital relies on a total return strategy in which investment returns are achieved through both capital appreciation (realized and unrealized) and current yield (interest and dividends) measured over a three-year time period. The Hospital targets a diversified asset allocation with a mix of investments in equity, alternative investments, fixed income, and short-term investments with a greater emphasis on equity and fixed income investments to achieve its long-term return objectives within prudent risk constraints.

The Hospital's board designated endowment has provisions that 100% of the income from the endowment funds is to be distributed back to the Hospital for operations and the donor-restricted endowments have provisions that 100% of the income from the endowment funds is to be distributed back to the Hospital, with a portion of these funds available to be used for operations and the rest are considered permanently restricted net assets. The distributions are based on a three year rolling percentage of the amount that is available to be disbursed.

Endowment net assets consisted of the following as of June 30, 2011 and 2010:

	2011	2010
	(000 Omitted)	
Board designated endowment funds	\$ 6,244	\$ 5,893
Donor permanently restricted endowment funds	237	203
	<u>\$ 6,481</u>	<u>\$ 6,096</u>

Note 4. Endowments (Continued)

The changes in endowment net assets for the years ended June 30, 2011 and 2010 were as follows

	Unrestricted	Permanently Restricted (000 Omitted)	Total
Endowment net assets at July 1, 2009	\$ 5,308	\$ 191	\$ 5,499
Investment return			
Investment income	91	5	96
Realized gains	25	0	25
Unrealized appreciation	<u>370</u>	<u>7</u>	<u>377</u>
Total investment return	<u>486</u>	<u>12</u>	<u>498</u>
Contributions from other investment accounts	103	0	103
Distributions to the Hospital for operations	(<u>4</u>)	<u>0</u>	(<u>4</u>)
Endowment net assets at June 30, 2010	<u>5,893</u>	<u>203</u>	<u>6,096</u>
Investment return			
Investment income	84	5	89
Realized gains (losses)	277	(5)	272
Unrealized appreciation	<u>361</u>	<u>34</u>	<u>395</u>
Total investment return	<u>722</u>	<u>34</u>	<u>756</u>
Contributions to other investment accounts	(368)	0	(368)
Distributions to the Hospital for operations	(<u>3</u>)	<u>0</u>	(<u>3</u>)
Endowment net assets at June 30, 2011	<u>\$ 6,244</u>	<u>\$ 237</u>	<u>\$ 6,481</u>

Note 5. Property and Equipment

A summary of property and equipment and property held for investment at June 30 is as follows

Asset Description	Cost	2011	Depreciated Cost
		Accumulated Depreciation (000 Omitted)	
Land	\$ 2.185	\$ 0	\$ 2.185
Land improvements	1.107	593	514
Buildings and building improvements	15.194	9.007	6.187
Fixed equipment	5.599	4.754	845
Major moveable equipment	32.197	26.123	6.074
Construction in progress	76	0	76
	<u>\$ 56.358</u>	<u>\$ 40.477</u>	<u>\$ 15.881</u>
Property held for investment	<u>\$ 2.616</u>	<u>\$ 337</u>	<u>\$ 2.279</u>
		2010	
		(000 Omitted)	
Land	\$ 2.185	\$ 0	\$ 2.185
Land improvements	1.107	496	611
Buildings and building improvements	15.194	8.600	6.594
Fixed equipment	5.687	4.630	1.057
Major moveable equipment	30.525	24.222	6.303
Construction in progress	166	0	166
	<u>\$ 54.864</u>	<u>\$ 37.948</u>	<u>\$ 16.916</u>
Property held for investment	<u>\$ 2.616</u>	<u>\$ 263</u>	<u>\$ 2.353</u>

Depreciation expense related to operations was \$ 2.780.000 and \$ 2.895.000 for the years ended June 30, 2011 and 2010, respectively. Depreciation expense on investment properties (included in non-operating income) was \$ 74.000 and \$ 75.000 for the years ended June 30, 2011 and 2010, respectively.

Note 6. Long-Term Debt

Loan Agreement, 1996

The Montgomery County Higher Education and Health Authority authorized and approved the issuance of its Variable Rate Demand Revenue Bonds, Series of 1996A for the purpose of providing funds for financing or refinancing the acquisition, improvement, equipping or repair of buildings, facilities and equipment for use by a hospital, health center, or eligible educational institution.

On October 23, 1996, the Hospital entered into an agreement with the Authority to borrow the sum of \$ 6.755.000 from the proceeds of the Bonds for the purpose of prepaying the 1992 loan between the Hospital and the Waynesboro Hospital Authority.

Note 6. Long-Term Debt (Continued)

Under the terms of the agreement, the Hospital agrees to make monthly payments of interest and certain fees and expenses relating to the Bond. The interest rate is variable on a monthly basis and ranged from 175% to 349% and 238% to 449% during the years ended June 30, 2011 and 2010, respectively. The interest rate at June 30, 2011 and 2010 was 175% and 345%, respectively. Principal payments are made annually on September 30 through 2011.

To secure the debt, the Hospital grants a security interest in all the receipts, revenues, income and other money received by or on behalf of the Hospital and all rights to receive the same, and the proceeds thereof, and any insurance proceeds and condemnation awards, but excluding (a) certain gifts, grants, bequests, donations and (b) revenues, receipts and income from properties which service non-recourse indebtedness. In addition, The Chambersburg Hospital has entered into a guaranty agreement guaranteeing the payment of principal and interest on this debt. The Hospital also has a letter of credit outstanding with a financial institution as additional security. The balance on the letter of credit at June 30, 2011 was \$ 601,847.

Under the terms of the loan, the Hospital is required to charge and collect such rates, fees, and charges as is necessary to provide Net Revenues which, together with other available moneys, are at least equal to 120% of the Debt Service Requirements on all Long Term Indebtedness of the Hospital. As of June 30, 2011, the Hospital has maintained the ratio as described above and, therefore, is considered to be in compliance with the rate covenant.

The face amount of debt was \$ 595,000 and \$ 1,165,000 at June 30, 2011 and 2010, respectively.

Principal payments due are as follows:

Year Ending June 30	Principal (000 Omitted)
2012	\$ 595
	<u>\$ 595</u>

Total interest costs on all financing, including amortization of bond financing costs, amounted to \$ 22,000 and \$ 29,000 for the years ended June 30, 2011 and 2010, respectively. See additional details on amortization of bond financing costs at Note 17.

Note 7. Malpractice Insurance Coverage

The Hospital maintains professional liability insurance coverage under a retrospectively rated policy of a multiprovider captive. Summit Health has a 3% ownership in the captive. Premiums are accrued based on the captive's experience to date. The insurance covers all employees, including certain hospital-based physicians. The Hospital would be liable for such incidents only if the insurance company failed to meet its obligations or policy limitations were exceeded. The Hospital accrued \$ 374,000 and \$ 379,000 at June 30, 2011 and 2010, respectively, based on actuarial calculations using a discount rate of 3.81% and 4.06% at June 30, 2011 and 2010, respectively, as an estimate for the ultimate costs of unasserted medical malpractice claims.

Note 7. Malpractice Insurance Coverage (Continued)

The Pennsylvania Medical Care Availability and Reduction of Error Fund (the MCARE Fund), formerly known as the Medical Professional Liability Catastrophe Loss Fund, an agency fund of the State of Pennsylvania, acts as a service agent to facilitate the payment of medical malpractice claims exceeding the primary layer of professional liability insurance carried by the Hospital and other health care providers practicing in Pennsylvania. The MCARE Fund policies are retrospectively rated on a claims-made basis. The MCARE Fund levies health care provider surcharges, as a percentage of insurance premiums for basic coverage, to pay claims and administrative expenses on behalf of MCARE Fund participants. The MCARE Fund currently provides coverage for claims in excess of \$ 500,000 with a per occurrence limit of \$ 500,000 and an aggregate annual limit of \$ 1,500,000. The coverage limit of the MCARE Fund is subject to review by the insurance commissioner, at which time the coverage limit of the fund may be reduced to zero for later years.

Note 8. Pension Plan

Defined Contribution Plan

The Hospital sponsors a defined contribution pension plan. Participation in this plan is available to any employee who has reached age 21, has completed one year of service, and works more than 1,000 hours during the current plan year. The Hospital contributes 3% of each eligible employee's earnings into the plan. In addition, employees can defer a portion of their gross earnings into the plan and the Hospital will make a 50% matching deposit on contributions up to 6% of gross earnings. The total cost for this plan was \$ 1,176,000 and \$ 1,249,000 for the years ended June 30, 2011 and 2010, respectively.

Note 9. Concentrations of Credit Risk

The Hospital has deposits at local financial institutions which exceed the Federal Deposit Insurance Corporation limits at times throughout the year. Management considers this a normal business risk.

At June 30, 2011, the Hospital had \$ 4,069,000 in a daily repurchase agreement with a local bank, collateralized by the underlying securities of the repurchase agreement, which are held in the bank's name. The Hospital did not have any repurchase agreements at June 30, 2010.

The Hospital grants credit without collateral to its patients, most of whom are local residents and are insured under third-party payor agreements. Patients' ability to pay for services is dependent upon economic factors in the Franklin County, Pennsylvania and surrounding areas. The mix of receivables from patients and third-party payors at June 30 was as follows:

	2011	2010
Medicare	16%	22%
Medicaid	17	16
Blue Cross	9	10
Blue Shield	3	3
Other third-party payors	18	15
Self-pay patients	37	34
	<u>100%</u>	<u>100%</u>

Note 9. Concentrations of Credit Risk (Continued)

Revenue from Medicare, Medicaid, Blue Cross, and Blue Shield programs accounted for approximately 81% and 85% of the Hospital's net patient service revenue for the years ended June 30, 2011 and 2010, respectively.

The Hospital's portion of the Summit Health Master Trust includes an investment in a hedge fund partnership that represents approximately 2% of the Hospital's portion of the trust's value at June 30, 2011 and 2010.

Note 10. Commitments and Contingencies

Litigation

The Hospital is subject to legal proceedings and claims arising in the ordinary course of its business. The Hospital believes it has meritorious defenses to these actions, and plans to vigorously contest all claims; however, the ultimate outcome of these actions is uncertain. The Hospital maintains insurance coverage, but this coverage does not include punitive damage awards. The amount or range of potential loss is not determinable at this time.

Laws and Regulations

The health care industry is subject to numerous laws and regulations of federal, state, and local governments. These laws and regulations include, but are not necessarily limited to, matters such as licensure, accreditation, government health care program participation requirements, reimbursement for patient services, and Medicare and Medicaid fraud and abuse. Government activity has increased with respect to investigations and allegations concerning possible violations of fraud and abuse statutes and regulations by health care providers. Violations of these laws and regulations could result in expulsion from government health care programs together with the imposition of significant fines and penalties, as well as significant repayments for patient services previously billed. Management believes the Hospital is in compliance with fraud and abuse as well as other applicable government laws and regulations. While no regulatory inquiries have been made, compliance with such laws and regulations can be subject to future government review and interpretation as well as regulatory actions unknown or unasserted at this time.

Investments

The Hospital's investments are exposed to various risks, such as interest rate, market, currency and credit risks. Due to the level of risk associated with certain investments and the level of uncertainty related to changes in the value of investments, it is at least reasonably possible that changes in risks in the near term would materially affect investment assets reported in the financial statements.

Note 11. Related Party Transactions

Parent and Subsidiaries

The Hospital receives and provides goods and services and administrative and support services to Summit Health and its wholly-controlled subsidiaries. The Chambersburg Hospital, Chambersburg Health Services, Summit Physician Services (formerly Cumberland Valley Medical Services and Cumberland Valley Specialty Services), and Summit Surgery Center, L.P. Costs and services performed by the Hospital for the benefit of these organizations are recorded as receivables and included in other receivables on the balance sheet. Costs and services performed by these organizations for the benefit of the Hospital are recorded as payables and are included in accounts payable on the balance sheet.

The Hospital had a receivable from The Chambersburg Hospital of \$ 41,000 at June 30, 2011 and \$ 107,000 at June 30, 2010. The Hospital had a receivable from Summit Physician Services of \$ 1,000 as at June 30, 2011 and 2010.

The Hospital had a payable to Summit Health of \$ 393,000 at June 30, 2011 and \$ 492,000 at June 30, 2010. The Hospital had a payable to The Chambersburg Hospital of \$ 1,179,000 at June 30, 2011 and \$ 475,000 at June 30, 2010. The Hospital had a payable to Summit Physician Services of \$ 20,000 at June 30, 2011 and \$ 21,000 at June 30, 2010. The Hospital had a payable to Chambersburg Health Services of \$ 2,000 at June 30, 2010.

The Hospital received \$ 67,000 in rental income from Summit Physician Services for the years ended June 30, 2011 and 2010. The Hospital received \$ 22,000 and \$ 13,000 in rental income from Chambersburg Health Services for the years ended June 30, 2011 and 2010, respectively. The Hospital paid The Chambersburg Hospital \$ 1,648,000 and \$1,651,000 for contracted services for the years ended June 30, 2011 and 2010, respectively. The Hospital paid Summit Physician Services \$ 267,000 and \$ 148,000 for professional services expenses for the year ended 30, 2010, respectively.

The Hospital transferred \$ 4,685,000 and \$ 4,434,000 to Summit Physician Services through equity transfers for the years ended June 30, 2011 and 2010, respectively.

During the year ended June 30, 2011, The Chambersburg Hospital Obligated Group, consisting of the Hospital, Chambersburg Health Services, Summit Health, The Chambersburg Hospital, and Summit Physician Services, entered into the "Franklin County Industrial Development Authority Fixed Rate Revenue Bonds Series of 2010" agreement to provide funding for a building expansion project at the Chambersburg Hospital and refinance The Chambersburg Hospital's 1998 revenue bonds. Under the terms of the agreement, the Hospital is a guarantor of the 2010 revenue bonds, which totaled \$ 127,225,000 at June 30, 2011. These revenue bonds mature in July 2025, July 2030, and July 2042. At this time, management is not aware of any risks that may require the Hospital to act on the guaranty agreement.

Note 11. Related Party Transactions (Continued)***Employee Receivables***

The Hospital has various receivables from employees and doctors of the Hospital for sign-on bonuses, tuition loans, and other job related financing needs. The receivables are generally payable on demand if the employee leaves the employment of the Hospital and is cancelable by the Hospital once the employee meets certain course or employment time requirements. No allowance has been recorded for bad debts related to these receivables. The balances of these receivables are divided between current and non-current based on the date of cancellation and is recorded in notes receivable on the balance sheet as follows:

	2011	2010
	(000 Omitted)	
Current	\$ 171	\$ 253
Non-current	416	540
	<u>\$ 587</u>	<u>\$ 793</u>

Note 12. Promises to Give

Unrestricted pledges are included in other receivables on the balance sheet. The following is a summary of unconditional promises to give at June 30:

	2011 (000 Omitted)
Pledges receivable for general operations	<u>\$ 23</u>

The remaining balance on these pledges at June 30, 2011 is as follows:

	(000 Omitted)
Receivable in less than one year	\$ 3
Receivable in one to five years	15
Receivable after five years	5
Total pledges receivable	<u>\$ 23</u>

Discounting of pledges was insignificant at June 30, 2011 and 2010.

Note 13. Permanently Restricted Net Assets

Permanently restricted net assets at June 30 are restricted to

	2011	2010
	(000 Omitted)	
Investments to be held in perpetuity, the income from which is expendable to support health care services		
Donor restricted endowments	\$ 237	\$ 203
Perpetual trusts held by third parties	2,282	1,967
	<u>\$ 2,519</u>	<u>\$ 2,170</u>

Note 14. Functional Expenses

The Hospital provides general health care services to residents within its geographic location
Expenses relating to these services are as follows

	Total	2011 Health Care Services (000 Omitted)	General and Administration
Salaries and wages	\$ 26,997	\$ 22,137	\$ 4,860
Fringe benefits	8,822	7,234	1,588
Professional services	1,323	1,323	0
Contracted services, materials, supplies, and services, utilities, and insurance	11,909	9,255	2,654
Depreciation and amortization	2,780	1,471	1,309
Interest expense	22	12	10
Provision for bad debts	5,260	5,260	0
Total	<u>\$ 57,113</u>	<u>\$ 46,692</u>	<u>\$ 10,421</u>

	Total	2010 Health Care Services (000 Omitted)	General and Administration
Salaries and wages	\$ 27,336	\$ 22,620	\$ 4,716
Fringe benefits	8,300	6,868	1,432
Professional services	1,102	1,102	0
Contracted services, materials, supplies, and services, utilities, and insurance	12,002	7,761	4,241
Depreciation and amortization	2,895	1,455	1,440
Interest expense	29	15	14
Provision for bad debts	5,529	5,529	0
Total	<u>\$ 57,193</u>	<u>\$ 45,350</u>	<u>\$ 11,843</u>

Note 15. Fair Value of Financial Instruments

The following methods and assumptions were used by the Hospital in estimating the fair value of its financial instruments

Cash and Cash Equivalents

The carrying amount reported in the balance sheet for cash and cash equivalents approximates fair value

Notes receivable

The carrying amount approximates fair value since the majority of the notes are either with related parties or of a short duration

Other receivables

The carrying amount reported in the balance sheet for receivables approximates fair value

Assets Limited as to Use

Fair values of investment securities are based on quoted market prices

Accounts Payable and Accrued Expenses

The carrying amount reported in the balance sheet for accounts payable and accrued expenses approximates fair value

Estimated Amounts Payable under Third-party Contractual Agreements

The carrying amount reported in the balance sheet for estimated amounts payable under third-party contractual agreements approximates fair value

Advances from Third-party Payors

The carrying amount reported in the balance sheet for advances from third-party payors approximates fair value

Long-term Debt

The fair values of the long-term debt are estimated to approximate cost since these are variable rate bonds

Note 15. Fair Value of Financial Instruments (Continued)

The carrying amounts and fair values of the Hospital's financial instruments at June 30 are as follows

	2011		2010	
	Carrying Amount	Fair Value	Carrying Amount	Fair Value
	(000 Omitted)		(000 Omitted)	
Financial Assets:				
Cash and cash equivalents	\$ 3,754	\$ 3,754	\$ 8,853	\$ 8,853
Notes receivable	587	587	793	793
Other receivables	6,108	6,108	5,461	5,461
Assets limited as to use	47,449	47,449	33,496	33,496
Financial Liabilities:				
Accounts payable and accrued expenses	\$ 5,605	\$ 5,605	\$ 4,717	\$ 4,717
Estimated amounts payable under third-party contractual agreements	1,765	1,765	1,519	1,519
Advances from thurd-party payors	253	253	253	253
Long-term debt	595	595	1,165	1,165

Note 16. Charity Care

The Hospital maintains records to identify and monitor the level of charity care it provides. These records include the amount of charges foregone for services and supplies furnished under its charity care policy and Department of Public Welfare regulations for outpatient services. The estimated cost of charity care amounted to \$ 4,428,000 and \$ 4,217,000 for the years ended June 30, 2011 and 2010, respectively.

Note 17. Intangible Assets

Bond financing costs incurred in connection with the issuance of debt are included as intangible assets on the balance sheet. These intangible assets are being amortized on a straight-line basis over the life of the loan. Bond financing costs at June 30 are as follows:

	2011	2010
	(000 Omitted)	
Gross costs	\$ 124	\$ 124
Accumulated amortization	(120)	(112)
Unamortized costs	<u>\$ 4</u>	<u>\$ 12</u>

Amortization expense was \$ 8,000 for the years ended June 30, 2011 and 2010 and is included in interest expense in the statement of operations.

Note 17. Intangible Assets (Continued)

The future estimated amortization expense is as follows

Year Ending June 30	Amortization Expense (000 Omitted)
2012	\$ 4
Total amortization expense	<u>\$ 4</u>

Note 18. Fair Value Measurements

Generally accepted accounting principles requires disclosures about fair value measurements by establishing a three-level hierarchy that prioritizes the inputs to valuation techniques used to measure fair value. The fair value hierarchy gives the highest priority to quoted prices in active markets for identical assets or liabilities (Level 1) and the lowest priority to unobservable inputs (Level 3). If the inputs used to measure the assets or liabilities fall within different levels of the hierarchy, the classification is based on the lowest level input that is significant to the fair value measurement of the asset or liability. Classification of assets and liabilities within the hierarchy considers the markets in which the assets and liabilities are traded and the reliability and transparency of the assumptions used to determine fair value.

The hierarchy requires the use of observable market data when available. The levels of the hierarchy and those investments included in each are as follows:

Level 1: Represented by quoted prices available in an active market. Level 1 securities include highly liquid government bonds, treasury securities, mortgage products, and exchange traded equities.

Level 2: Represented by assets and liabilities similar to Level 1 where quoted prices are not available, but are observable, either directly or indirectly through corroboration with observable market data, such as quoted prices for similar securities and quoted prices in inactive markets and estimated using pricing models or discounted cash flows. Level 2 securities would include U.S. agency securities, mortgage-backed agency securities, obligations of states and political subdivisions, and certain corporate, asset backed securities, money market funds, and swap agreements.

Level 3: Represented by financial instruments where there is limited activity or unobservable market prices and pricing models significant to determining the fair value measurement including the reporting entity's own assumptions about the market risk. Level 3 securities would include hedge funds, private equity securities, and internally developed values.

Note 18. Fair Value Measurements (Continued)

Following is a description of the valuation methodologies used for instruments measured on a recurring basis at estimated fair value, as well as the general classification of such instruments pursuant to the valuation hierarchy

Investment Assets Limited as to Use and Perpetual Trusts Held by Third Parties

Where quoted prices are available in an active market, securities are classified within level 1 of the valuation hierarchy. Level 1 securities would include exchange traded equities. If quoted market prices are not available, securities are classified within level 2 and fair values are estimated by using pricing models, quoted prices of securities with similar characteristics, or discounted cash flow. Level 2 securities would include U.S. agency securities, mortgage-backed agency securities, corporate bonds, asset backed securities, money market funds, and other securities. Perpetual trusts held by third parties generally consist of mutual funds that are held and administered by local banks, management has no control over these investments, and are classified within level 2. In certain cases where there is limited activity or less transparency around inputs to the valuation, securities are classified within level 3 of the valuation hierarchy. The Hospital's level 3 investments are a fund-to-fund hedge fund involving several different hedge funds and closely-held partnerships. The market value of the hedge funds and closely-held partnerships is based on returns and activity during the year received from various investment managers of the funds and partnerships.

A summary of the Hospital's assets measured on a recurring basis as of June 30, 2011 and 2010 are as follows

	June 30, 2011 (000 Omitted)			Total Fair Value Measurements
Assets:	Level 1	Level 2	Level 3	
Investment assets limited as to use				
Money market funds	\$ 0	\$ 7.172	\$ 0	\$ 7.172
Fixed income	0	22.014	0	22.014
Equity securities	10.332	0	0	10.332
Hedge funds	0	0	711	711
Real assets	6.988	0	0	6.988
Fixed income mutual funds	76	0	0	76
Equity mutual funds	156	0	0	156
Total investment assets limited as to use	<u>17.552</u>	<u>29.186</u>	<u>711</u>	<u>47.449</u>
Perpetual trusts held by third parties	0	2.282	0	2.282
	<u>\$ 17.552</u>	<u>\$ 31.468</u>	<u>\$ 711</u>	<u>\$ 49.731</u>

Note 18. Fair Value Measurements (Continued)

	June 30, 2010 (000 Omitted)			Total Fair Value Measurements
Assets:	Level 1	Level 2	Level 3	
Investment assets limited as to use				
Money market funds	\$ 0	\$ 13,119	\$ 0	\$ 13,119
Fixed income	0	13,976	0	13,976
Equity securities	5,550	0	0	5,550
Hedge funds	0	0	670	670
Fixed income mutual funds	77	0	0	77
Equity mutual funds	104	0	0	104
Total investment assets limited as to use	5,731	27,095	670	33,496
Perpetual trusts held by third parties	0	1,967	0	1,967
	\$ 5,731	\$ 29,062	\$ 670	\$ 35,463

The changes in assets measured at fair value on a recurring basis using significant unobservable inputs (level 3) are as follows for the years ended June 30, 2011 and 2010

	June 30, 2011	June 30, 2010
	(000 Omitted)	
Beginning balance	\$ 670	\$ 577
Total gains or losses (realized/unrealized)		
Realized gains included in		
other income (expenses)	0	0
Unrealized gains (losses) included in		
change in net assets	41	93
Purchases, issuances, and settlements	<u>0</u>	<u>0</u>
Ending balance	<u>\$ 711</u>	<u>\$ 670</u>
The amount of total gains or losses for the period included in change in net assets attributable to the change in unrealized gains or losses relating to assets still held at the reporting date	<u>\$ 41</u>	<u>\$ 93</u>

Note 18. Fair Value Measurements (Continued)

As noted in Note 3, the Hospital's internally designated investment portfolio for Capital Improvement and Endowments are combined with the internally designated investment portfolios of the related affiliates of Summit Health to make up the Summit Health Master Trust. The composition of the Summit Health Master Trust assets by measurement level and investment grade is set forth in the following schedule. Accrued interest of \$ 388,000 and \$ 647,000 at June 30, 2011 and 2010, respectively, are not included in this analysis as they are not recorded at fair value.

	June 30, 2011 (000 Omitted)			Total Fair Value Measurements
	Level 1	Level 2	Level 3	
Cash and cash equivalents	\$ 8,304	\$ 0	\$ 0	\$ 8,304
Cash and money market funds	0	631	0	631
U.S. treasury obligations AAA	0	1,104	0	1,104
U.S. government agency obligations				
AAA	0	23,005	0	23,005
Not rated	0	463	0	463
Corporate and foreign bonds				
AAA	0	5,854	0	5,854
AA2	0	2,482	0	2,482
AA3	0	4,651	0	4,651
A1	0	3,999	0	3,999
A3	0	645	0	645
BAA3	0	3,197	0	3,197
Foreign government bonds AAA	0	556	0	556
Equity securities				
Materials	1,150	0	0	1,150
Industrials	2,529	0	0	2,529
Consumer Discretionary	4,129	0	0	4,129
Consumer Staples	853	0	0	853
Energy	3,260	0	0	3,260
Financial	4,568	0	0	4,568
Health Care	2,809	0	0	2,809
Information Technology	5,288	0	0	5,288
Miscellaneous	1,682	0	0	1,682
Fixed income mutual funds	46,296	0	0	46,296
Equity mutual funds domestic	34,390	0	0	34,390
Equity mutual funds international	41,918	0	0	41,918
Hedge funds	0	0	20,083	20,083
Closely held partnerships	0	0	14,464	14,464
Total	<u>\$ 157,176</u>	<u>\$ 46,587</u>	<u>\$ 34,547</u>	<u>\$ 238,310</u>

Note 18. Fair Value Measurements (Continued)

	June 30, 2010 (000 Omitted)			Total Fair Value Measurements
	Level 1	Level 2	Level 3	
Cash and money market funds	\$ 0	\$ 56.104	\$ 0	\$ 56.104
Certificates of deposit	0	220	0	220
U S treasury obligations	0	574	0	574
U S government agencies	0	17.475	0	17.475
Corporate and foreign bonds	0	43.608	0	43.608
Municipal obligations	0	1.601	0	1.601
Equity securities	24.858	0	0	24.858
Equity mutual funds	18.117	0	0	18.117
Hedge funds	0	0	18.921	18.921
Total	<u>\$ 42.975</u>	<u>\$ 119.582</u>	<u>\$ 18.921</u>	<u>\$ 181.478</u>

There were no assets or liabilities measured at fair value on a nonrecurring basis at June 30, 2011 and 2010

Note 19. Subsequent Events

The Hospital has evaluated events and transactions subsequent to June 30, 2011 through October 26, 2011, the date these financial statements were issued. Based on the definitions and requirements of "Subsequent Events" under generally accepted accounting principles, the Hospital has not identified any events that occurred subsequent to June 30, 2011 and through October 26, 2011 that require recognition or disclosure in the financial statements.