



See a Social Security Number? Say Something!
Report Privacy Problems to <https://public.resource.org/privacy>
Or call the IRS Identity Theft Hotline at 1-800-908-4490



Note. The foundation may be able to use a copy of this return to satisfy state reporting requirements.

2010

G Check all that apply ☐ Initial return ☐ Initial return of a former public charity ☐ Final return
☐ Amended return ☐ Address change ☐ Name change

Name of foundation THE HELP SOM-CHILD FOUNDATION INC		A Employer identification number 13-3319142	
Number and street (or P O box number if mail is not delivered to street address) 810 SEVENTH AVENUE - 29 FL		B Telephone number (see page 10 of the instructions) (212) 581-9340	
City or town, state, and ZIP code NEW YORK, NY 10019		C If exemption application is pending, check here <input type="checkbox"/> D 1. Foreign organizations, check here <input type="checkbox"/> 2. Foreign organizations meeting the 85% test, check here and attach computation <input type="checkbox"/>	
H Check type of organization <input checked="" type="checkbox"/> Section 501(c)(3) exempt private foundation <input type="checkbox"/> Section 4947(a)(1) nonexempt charitable trust <input type="checkbox"/> Other taxable private foundation		E If private foundation status was terminated under section 507(b)(1)(A), check here <input type="checkbox"/> F If the foundation is in a 60-month termination under section 507(b)(1)(B), check here <input type="checkbox"/>	
I Fair market value of all assets at end of year (from Part II, col. (c), line 16) \$ 1,370,170	J Accounting method <input checked="" type="checkbox"/> Cash <input type="checkbox"/> Accrual <input type="checkbox"/> Other (specify) _____ (Part I, column (d) must be on cash basis.)		

Analysis of Revenue and Expenses (The total of amounts in columns (b), (c), and (d) may not necessarily equal the amounts in column (a) (see page 11 of the instructions))




(a) Revenue and expenses per books

(b) Net investment
income

(c) Adjusted net
income

(d) Disbursements for charitable purposes (cash basis only)

Revenue	1	Contributions, gifts, grants, etc , received (attach schedule)				
	2	Check <input checked="" type="checkbox"/> if the foundation is not required to attach Sch B				
	3	Interest on savings and temporary cash investments	42	42	42	
	4	Dividends and interest from securities.	30,933	30,933	30,933	
	5a	Gross rents				
	b	Net rental income or (loss) _____				
	6a	Net gain or (loss) from sale of assets not on line 10	63,453			
	b	Gross sales price for all assets on line 6a _____ 384,948				
	7	Capital gain net income (from Part IV , line 2)		63,453		
	8	Net short-term capital gain				
	9	Income modifications				
	10a	Gross sales less returns and allowances				
	b	Less Cost of goods sold				
Operating and Administrative Expenses	c	Gross profit or (loss) (attach schedule)				
	11	Other income (attach schedule)				
	12	Total. Add lines 1 through 11	94,428	94,428	30,975	
	13	Compensation of officers, directors, trustees, etc				
	14	Other employee salaries and wages				
	15	Pension plans, employee benefits				
	16a	Legal fees (attach schedule)				
	b	Accounting fees (attach schedule)				
	c	Other professional fees (attach schedule)				
	17	Interest				
	18	Taxes (attach schedule) (see page 14 of the instructions)				
	19	Depreciation (attach schedule) and depletion	0			
	20	Occupancy				
21	Travel, conferences, and meetings					
22	Printing and publications					
23	Other expenses (attach schedule)	5,861	5,861	5,861		
24	Total operating and administrative expenses.					
	Add lines 13 through 23	5,861	5,861	5,861	0	
25	Contributions, gifts, grants paid	72,350			72,350	
26	Total expenses and disbursements. Add lines 24 and 25	78,211	5,861	5,861	72,350	
	27	Subtract line 26 from line 12				
	a	Excess of revenue over expenses and disbursements	16,217			
	b	Net investment income (if negative, enter -0-)		88,567		
	c	Adjusted net income (if negative, enter -0-)			25,114	

Part II Balance Sheets		Attached schedules and amounts in the description column should be for end-of-year amounts only (See instructions)	Beginning of year	End of year	
			(a) Book Value	(b) Book Value	(c) Fair Market Value
Assets	1	Cash—non-interest-bearing			
	2	Savings and temporary cash investments	116,324	38,571	38,571
	3	Accounts receivable ▶ _____ Less allowance for doubtful accounts ▶ _____			
	4	Pledges receivable ▶ _____ Less allowance for doubtful accounts ▶ _____			
	5	Grants receivable			
	6	Receivables due from officers, directors, trustees, and other disqualified persons (attach schedule) (see page 15 of the instructions)			
	7	Other notes and loans receivable (attach schedule) ▶ _____ Less allowance for doubtful accounts ▶ _____			
	8	Inventories for sale or use			
	9	Prepaid expenses and deferred charges			
	10a	Investments—U S and state government obligations (attach schedule)			
	b	Investments—corporate stock (attach schedule)	359,159 	433,251	588,617
	c	Investments—corporate bonds (attach schedule).	434,172 	435,849	453,773
	11	Investments—land, buildings, and equipment basis ▶ _____ Less accumulated depreciation (attach schedule) ▶ _____			
	12	Investments—mortgage loans			
	13	Investments—other (attach schedule)	200,439 	218,640	289,209
	14	Land, buildings, and equipment basis ▶ _____ Less accumulated depreciation (attach schedule) ▶ _____			
Liabilities	15	Other assets (describe ▶ _____)			
	16	Total assets (to be completed by all filers—see the instructions Also, see page 1, item I)	1,110,094	1,126,311	1,370,170
	17	Accounts payable and accrued expenses			
	18	Grants payable			
	19	Deferred revenue			
	20	Loans from officers, directors, trustees, and other disqualified persons			
	21	Mortgages and other notes payable (attach schedule)			
Net Assets or Fund Balances	22	Other liabilities (describe ▶ _____)			
	23	Total liabilities (add lines 17 through 22)		0	
		Foundations that follow SFAS 117, check here ▶ <input type="checkbox"/> and complete lines 24 through 26 and lines 30 and 31.			
	24	Unrestricted			
	25	Temporarily restricted			
	26	Permanently restricted			
		Foundations that do not follow SFAS 117, check here ▶ <input checked="" type="checkbox"/> and complete lines 27 through 31.			
	27	Capital stock, trust principal, or current funds			
	28	Paid-in or capital surplus, or land, bldg , and equipment fund			
	29	Retained earnings, accumulated income, endowment, or other funds	1,110,094	1,126,311	
	30	Total net assets or fund balances (see page 17 of the instructions)	1,110,094	1,126,311	
	31	Total liabilities and net assets/fund balances (see page 17 of the instructions)	1,110,094	1,126,311	

Part III Analysis of Changes in Net Assets or Fund Balances

1	Total net assets or fund balances at beginning of year—Part II, column (a), line 30 (must agree with end-of-year figure reported on prior year’s return)	1	1,110,094
2	Enter amount from Part I, line 27a	2	16,217
3	Other increases not included in line 2 (itemize) ▶ _____	3	
4	Add lines 1, 2, and 3	4	1,126,311
5	Decreases not included in line 2 (itemize) ▶ _____	5	
6	Total net assets or fund balances at end of year (line 4 minus line 5)—Part II, column (b), line 30 . .	6	1,126,311

Part IV Capital Gains and Losses for Tax on Investment Income

(a) List and describe the kind(s) of property sold (e g , real estate, 2-story brick warehouse, or common stock, 200 shs MLC Co)		(b) How acquired P—Purchase D—Donation	(c) Date acquired (mo , day, yr)	(d) Date sold (mo , day, yr)
1 a				
b Capital Gain Dividends				
c SEE ATTACHED SCHEDULE		P	2005-01-01	2010-01-01
d SEE ATTACHED SCHEDULE		P	2010-01-01	2010-01-01
e				

(e) Gross sales price	(f) Depreciation allowed (or allowable)	(g) Cost or other basis plus expense of sale	(h) Gain or (loss) (e) plus (f) minus (g)
a			282
b			
c 298,328		231,048	67,280
d 86,338		90,447	-4,109
e			

Complete only for assets showing gain in column (h) and owned by the foundation on 12/31/69

(i) F M V as of 12/31/69	(j) Adjusted basis as of 12/31/69	(k) Excess of col (i) over col (j), if any	(l) Gains (Col (h) gain minus col (k), but not less than -0-) or Losses (from col (h))
a			
b			
c			67,280
d			-4,109
e			

2 Capital gain net income or (net capital loss)	{ If gain, also enter in Part I, line 7 If (loss), enter -0- in Part I, line 7 }	2	63,453
3 Net short-term capital gain or (loss) as defined in sections 1222(5) and (6) If gain, also enter in Part I, line 8, column (c) (see pages 13 and 17 of the instructions) If (loss), enter -0- in Part I, line 8		3	-4,109

Part V Qualification Under Section 4940(e) for Reduced Tax on Net Investment Income

(For optional use by domestic private foundations subject to the section 4940(a) tax on net investment income)

If section 4940(d)(2) applies, leave this part blank

Was the foundation liable for the section 4942 tax on the distributable amount of any year in the base period? ☐ Yes ☒ No
If "Yes," the foundation does not qualify under section 4940(e) Do not complete this part

1 Enter the appropriate amount in each column for each year, see page 18 of the instructions before making any entries

(a) Base period years Calendar year (or tax year beginning in)	(b) Adjusted qualifying distributions	(c) Net value of noncharitable-use assets	(d) Distribution ratio (col (b) divided by col (c))
2009	69,470	1,358,205	0 05115
2008	74,987	1,367,183	0 05485
2007	73,780	2,061,409	0 03579
2006	98,235	2,047,156	0 04799
2005	99,350	1,887,214	0 05264

2 Total of line 1, column (d).	2	0 24242
3 Average distribution ratio for the 5-year base period—divide the total on line 2 by 5, or by the number of years the foundation has been in existence if less than 5 years	3	0 04848
4 Enter the net value of noncharitable-use assets for 2010 from Part X, line 5.	4	1,314,489
5 Multiply line 4 by line 3.	5	63,730
6 Enter 1% of net investment income (1% of Part I, line 27b).	6	886
7 Add lines 5 and 6.	7	64,616
8 Enter qualifying distributions from Part XII, line 4.	8	72,350

If line 8 is equal to or greater than line 7, check the box in Part VI, line 1b, and complete that part using a 1% tax rate See the Part VI instructions on page 18

Part VI Excise Tax Based on Investment Income (Section 4940(a), 4940(b), 4940(e), or 4948—see page 18 of the instructions)			
1a Exempt operating foundations described in section 4940(d)(2), check here <input type="checkbox"/> and enter "N/A" on line 1 Date of ruling or determination letter _____ (attach copy of letter if necessary—see instructions)			
b Domestic foundations that meet the section 4940(e) requirements in Part V, check here <input checked="" type="checkbox"/> and enter 1% of Part I, line 27b		1	886
c All other domestic foundations enter 2% of line 27b Exempt foreign organizations enter 4% of Part I, line 12, col (b)			
2 Tax under section 511 (domestic section 4947(a)(1) trusts and taxable foundations only Others enter -0-)		2	
3 Add lines 1 and 2.		3	886
4 Subtitle A (income) tax (domestic section 4947(a)(1) trusts and taxable foundations only Others enter -0-)		4	
5 Tax based on investment income. Subtract line 4 from line 3 If zero or less, enter -0-		5	886
6 Credits/Payments			
a	2010 estimated tax payments and 2009 overpayment credited to 2010	6a	1,220
b	Exempt foreign organizations—tax withheld at source	6b	
c	Tax paid with application for extension of time to file (Form 8868)	6c	2,500
d	Backup withholding erroneously withheld	6d	
7 Total credits and payments Add lines 6a through 6d.		7	3,720
8 Enter any penalty for underpayment of estimated tax Check here <input type="checkbox"/> if Form 2220 is attached		8	
9 Tax due. If the total of lines 5 and 8 is more than line 7, enter amount owed		9	
10 Overpayment. If line 7 is more than the total of lines 5 and 8, enter the amount overpaid.		10	2,834
11 Enter the amount of line 10 to be Credited to 2011 estimated tax 2,834 Refunded		11	

Part VII-A Statements Regarding Activities			
1a During the tax year, did the foundation attempt to influence any national, state, or local legislation or did it participate or intervene in any political campaign?			Yes No
b Did it spend more than \$100 during the year (either directly or indirectly) for political purposes (see page 19 of the instructions for definition)? If the answer is "Yes" to 1a or 1b, attach a detailed description of the activities and copies of any materials published or distributed by the foundation in connection with the activities.			No
c Did the foundation file Form 1120-POL for this year?.			No
d Enter the amount (if any) of tax on political expenditures (section 4955) imposed during the year (1) On the foundation \$ (2) On foundation managers \$			
e Enter the reimbursement (if any) paid by the foundation during the year for political expenditure tax imposed on foundation managers \$			
2 Has the foundation engaged in any activities that have not previously been reported to the IRS? If "Yes," attach a detailed description of the activities.		2	No
3 Has the foundation made any changes, not previously reported to the IRS, in its governing instrument, articles of incorporation, or bylaws, or other similar instruments? If "Yes," attach a conformed copy of the changes		3	No
4a Did the foundation have unrelated business gross income of \$1,000 or more during the year?.		4a	No
b If "Yes," has it filed a tax return on Form 990-T for this year?.		4b	No
5 Was there a liquidation, termination, dissolution, or substantial contraction during the year? If "Yes," attach the statement required by General Instruction T.		5	No
6 Are the requirements of section 508(e) (relating to sections 4941 through 4945) satisfied either • By language in the governing instrument, or • By state legislation that effectively amends the governing instrument so that no mandatory directions that conflict with the state law remain in the governing instrument?		6	Yes
7 Did the foundation have at least \$5,000 in assets at any time during the year? If "Yes," complete Part II, col (c), and Part XV		7	Yes
8a Enter the states to which the foundation reports or with which it is registered (see page 19 of the instructions) NY			
b If the answer is "Yes" to line 7, has the foundation furnished a copy of Form 990-PF to the Attorney General (or designate) of each state as required by General Instruction G? If "No," attach explanation .		8b	Yes
9 Is the foundation claiming status as a private operating foundation within the meaning of section 4942(j)(3) or 4942(j)(5) for calendar year 2010 or the taxable year beginning in 2010 (see instructions for Part XIV on page 27)? If "Yes," complete Part XIV		9	No
10 Did any persons become substantial contributors during the tax year? If "Yes," attach a schedule listing their names and addresses		10	No

Part VII-A

Statements Regarding Activities *(continued)*

11	At any time during the year, did the foundation, directly or indirectly, own a controlled entity within the meaning of section 512(b)(13)? If "Yes," attach schedule (see page 20 of the instructions).	11		No
12	Did the foundation acquire a direct or indirect interest in any applicable insurance contract before August 17, 2008?	12		No
13	Did the foundation comply with the public inspection requirements for its annual returns and exemption application? Website address N/A	13	Yes	
14	The books are in care of THE FOUNDATION Telephone no (212) 581-9340 Located at 810 SEVENTH AVENUE - 29 FL NEW YORK NY ZIP+4 10019			
15	Section 4947(a)(1) nonexempt charitable trusts filing Form 990-PF in lieu of Form 1041 —Check here <input type="checkbox"/> and enter the amount of tax-exempt interest received or accrued during the year.	15		
16	At any time during calendar year 2010, did the foundation have an interest in or a signature or other authority over a bank, securities, or other financial account in a foreign country?	16		No
See page 20 of the instructions for exceptions and filing requirements for Form TD F 90-22.1 If "Yes", enter the name of the foreign country.				

Part VII-B

Statements Regarding Activities for Which Form 4720 May Be Required

File Form 4720 if any item is checked in the "Yes" column, unless an exception applies.			Yes	No
1a	During the year did the foundation (either directly or indirectly) (1) Engage in the sale or exchange, or leasing of property with a disqualified person? <input type="checkbox"/> Yes <input checked="" type="checkbox"/> No (2) Borrow money from, lend money to, or otherwise extend credit to (or accept it from) a disqualified person? <input type="checkbox"/> Yes <input checked="" type="checkbox"/> No (3) Furnish goods, services, or facilities to (or accept them from) a disqualified person? <input type="checkbox"/> Yes <input checked="" type="checkbox"/> No (4) Pay compensation to, or pay or reimburse the expenses of, a disqualified person? <input type="checkbox"/> Yes <input checked="" type="checkbox"/> No (5) Transfer any income or assets to a disqualified person (or make any of either available for the benefit or use of a disqualified person)? <input type="checkbox"/> Yes <input checked="" type="checkbox"/> No (6) Agree to pay money or property to a government official? (Exception. Check "No" if the foundation agreed to make a grant to or to employ the official for a period after termination of government service, if terminating within 90 days). <input type="checkbox"/> Yes <input checked="" type="checkbox"/> No			
b	If any answer is "Yes" to 1a(1)–(6), did any of the acts fail to qualify under the exceptions described in Regulations section 53.4941(d)-3 or in a current notice regarding disaster assistance (see page 20 of the instructions)? Organizations relying on a current notice regarding disaster assistance check here. <input type="checkbox"/>	1b		No
c	Did the foundation engage in a prior year in any of the acts described in 1a, other than excepted acts, that were not corrected before the first day of the tax year beginning in 2010?	1c		No
2	Taxes on failure to distribute income (section 4942) (does not apply for years the foundation was a private operating foundation defined in section 4942(j)(3) or 4942(j)(5))			
a	At the end of tax year 2010, did the foundation have any undistributed income (lines 6d and 6e, Part XIII) for tax year(s) beginning before 2010? If "Yes," list the years 20____, 20____, 20____, 20____ <input type="checkbox"/> Yes <input checked="" type="checkbox"/> No			
b	Are there any years listed in 2a for which the foundation is not applying the provisions of section 4942(a)(2) (relating to incorrect valuation of assets) to the year's undistributed income? (If applying section 4942(a)(2) to all years listed, answer "No" and attach statement—see page 20 of the instructions).	2b		No
c	If the provisions of section 4942(a)(2) are being applied to any of the years listed in 2a, list the years here 20____, 20____, 20____, 20____			
3a	Did the foundation hold more than a 2% direct or indirect interest in any business enterprise at any time during the year? <input type="checkbox"/> Yes <input checked="" type="checkbox"/> No			
b	If "Yes," did it have excess business holdings in 2010 as a result of (1) any purchase by the foundation or disqualified persons after May 26, 1969, (2) the lapse of the 5-year period (or longer period approved by the Commissioner under section 4943(c)(7)) to dispose of holdings acquired by gift or bequest, or (3) the lapse of the 10-, 15-, or 20-year first phase holding period? (<i>Use Schedule C, Form 4720, to determine if the foundation had excess business holdings in 2010.</i>)	3b		No
4a	Did the foundation invest during the year any amount in a manner that would jeopardize its charitable purposes?	4a		No
b	Did the foundation make any investment in a prior year (but after December 31, 1969) that could jeopardize its charitable purpose that had not been removed from jeopardy before the first day of the tax year beginning in 2010?	4b		No

Part VII-B

Statements Regarding Activities for Which Form 4720 May Be Required (continued)

5a	During the year did the foundation pay or incur any amount to			
	(1) Carry on propaganda, or otherwise attempt to influence legislation (section 4945(e))?	<input type="checkbox"/> Yes	<input checked="" type="checkbox"/> No	
	(2) Influence the outcome of any specific public election (see section 4955), or to carry on, directly or indirectly, any voter registration drive?	<input type="checkbox"/> Yes	<input checked="" type="checkbox"/> No	
	(3) Provide a grant to an individual for travel, study, or other similar purposes?	<input type="checkbox"/> Yes	<input checked="" type="checkbox"/> No	
	(4) Provide a grant to an organization other than a charitable, etc , organization described in section 509(a)(1), (2), or (3), or section 4940(d)(2)? (see page 22 of the instructions).	<input type="checkbox"/> Yes	<input checked="" type="checkbox"/> No	
	(5) Provide for any purpose other than religious, charitable, scientific, literary, or educational purposes, or for the prevention of cruelty to children or animals?	<input type="checkbox"/> Yes	<input checked="" type="checkbox"/> No	
b	If any answer is "Yes" to 5a(1)–(5), did any of the transactions fail to qualify under the exceptions described in Regulations section 53.4945 or in a current notice regarding disaster assistance (see page 22 of the instructions)? Organizations relying on a current notice regarding disaster assistance check here.	5b		No
c	If the answer is "Yes" to question 5a(4), does the foundation claim exemption from the tax because it maintained expenditure responsibility for the grant? <i>If "Yes," attach the statement required by Regulations section 53.4945–5(d).</i>			
6a	Did the foundation, during the year, receive any funds, directly or indirectly, to pay premiums on a personal benefit contract?			
	b Did the foundation, during the year, pay premiums, directly or indirectly, on a personal benefit contract? <i>If "Yes" to 6b, file Form 8870.</i>	6b		No
7a	At any time during the tax year, was the foundation a party to a prohibited tax shelter transaction?			
	b If yes, did the foundation receive any proceeds or have any net income attributable to the transaction?	7b		No

Part VIII

Information About Officers, Directors, Trustees, Foundation Managers, Highly Paid Employees, and Contractors

1 List all officers, directors, trustees, foundation managers and their compensation (see page 22 of the instructions).				
(a) Name and address	(b) Title, and average hours per week devoted to position	(c) Compensation (If not paid, enter -0-)	(d) Contributions to employee benefit plans and deferred compensation	(e) Expense account, other allowances
DOROTHY WAITS	Secretary	0		
810 SEVENTH AVENUE NEW YORK, NY 10019	0 00			
FRANK J STELLA	Treasurer	0		
810 SEVENTH AVENUE NEW YORK, NY 10019	0 00			
BEVERLY SOMMER	Vice President	0		
810 SEVENTH AVENUE NEW YORK, NY 10019	0 00			
AMY MORGAN SOMMER	President	0		
408 TENTH STREET SANTA MONICA, CA 90402	0 00			
2 Compensation of five highest-paid employees (other than those included on line 1—see page 23 of the instructions). If none, enter "NONE."				
(a) Name and address of each employee paid more than \$50,000	(b) Title, and average hours per week devoted to position	(c) Compensation	(d) Contributions to employee benefit plans and deferred compensation	(e) Expense account, other allowances
NONE				
Total number of other employees paid over \$50,000.				

Part VIII

Information About Officers, Directors, Trustees, Foundation Managers, Highly Paid Employees, and Contractors (continued)

3 Five highest-paid independent contractors for professional services (see page 23 of the instructions). If none, enter "NONE".		
(a) Name and address of each person paid more than \$50,000	(b) Type of service	(c) Compensation
NONE		
Total number of others receiving over \$50,000 for professional services.		

Part IX-A

Summary of Direct Charitable Activities

List the foundation's four largest direct charitable activities during the tax year. Include relevant statistical information such as the number of organizations and other beneficiaries served, conferences convened, research papers produced, etc.	Expenses
1	
2	
3	
4	

Part IX-B

Summary of Program-Related Investments (see page 24 of the instructions)

Describe the two largest program-related investments made by the foundation during the tax year on lines 1 and 2	Amount
1	
2	
All other program-related investments. See page 24 of the instructions.	
3	
Total. Add lines 1 through 3.	

Part X

Minimum Investment Return (All domestic foundations must complete this part. Foreign foundations, see page 24 of the instructions.)

1	Fair market value of assets not used (or held for use) directly in carrying out charitable, etc , purposes		
a	Average monthly fair market value of securities.	1a	1,256,370
b	Average of monthly cash balances.	1b	78,137
c	Fair market value of all other assets (see page 24 of the instructions).	1c	0
d	Total (add lines 1a, b, and c).	1d	1,334,507
e	Reduction claimed for blockage or other factors reported on lines 1a and 1c (attach detailed explanation).	1e	0
2	Acquisition indebtedness applicable to line 1 assets.	2	
3	Subtract line 2 from line 1d.	3	1,334,507
4	Cash deemed held for charitable activities Enter 1 1/2% of line 3 (for greater amount, see page 25 of the instructions).	4	20,018
5	Net value of noncharitable-use assets. Subtract line 4 from line 3 Enter here and on Part V, line 4	5	1,314,489
6	Minimum investment return. Enter 5% of line 5.	6	65,724

Part XI

Distributable Amount (see page 25 of the instructions) (Section 4942(j)(3) and (j)(5) private operating foundations and certain foreign organizations check here ☒ and do not complete this part.)

1	Minimum investment return from Part X, line 6.	1	65,724
2a	Tax on investment income for 2010 from Part VI, line 5.	2a	886
b	Income tax for 2010 (This does not include the tax from Part VI).	2b	
c	Add lines 2a and 2b.	2c	886
3	Distributable amount before adjustments Subtract line 2c from line 1.	3	64,838
4	Recoveries of amounts treated as qualifying distributions.	4	
5	Add lines 3 and 4.	5	64,838
6	Deduction from distributable amount (see page 25 of the instructions).	6	
7	Distributable amount as adjusted Subtract line 6 from line 5 Enter here and on Part XIII, line 1.	7	64,838

Part XII

Qualifying Distributions (see page 25 of the instructions)

1	Amounts paid (including administrative expenses) to accomplish charitable, etc , purposes		
a	Expenses, contributions, gifts, etc —total from Part I, column (d), line 26.	1a	72,350
b	Program-related investments—total from Part IX-B.	1b	
2	Amounts paid to acquire assets used (or held for use) directly in carrying out charitable, etc , purposes.	2	
3	Amounts set aside for specific charitable projects that satisfy the		
a	Suitability test (prior IRS approval required).	3a	
b	Cash distribution test (attach the required schedule).	3b	
4	Qualifying distributions. Add lines 1a through 3b Enter here and on Part V, line 8, and Part XIII, line 4	4	72,350
5	Foundations that qualify under section 4940(e) for the reduced rate of tax on net investment income Enter 1% of Part I, line 27b (see page 26 of the instructions).	5	886
6	Adjusted qualifying distributions. Subtract line 5 from line 4.	6	71,464
Note: The amount on line 6 will be used in Part V, column (b), in subsequent years when calculating whether the foundation qualifies for the section 4940(e) reduction of tax in those years			

Part XIII

Undistributed Income (see page 26 of the instructions)

		(a) Corpus	(b) Years prior to 2009	(c) 2009	(d) 2010
1	Distributable amount for 2010 from Part XI, line 7				64,838
2	Undistributed income, if any, as of the end of 2010				
a	Enter amount for 2009 only.				
b	Total for prior years 20____, 20____, 20____				
3	Excess distributions carryover, if any, to 2010				
a	From 2005.				
b	From 2006.				
c	From 2007.				
d	From 2008. 6,760				
e	From 2009. 3,192				
f	Total of lines 3a through e.	9,952			
4	Qualifying distributions for 2010 from Part XII, line 4 ▶ \$ 72,350				
a	Applied to 2009, but not more than line 2a				
b	Applied to undistributed income of prior years (Election required—see page 26 of the instructions)				
c	Treated as distributions out of corpus (Election required—see page 26 of the instructions). . .	0			
d	Applied to 2010 distributable amount.				64,838
e	Remaining amount distributed out of corpus	7,512			
5	Excess distributions carryover applied to 2010 (If an amount appears in column (d), the same amount must be shown in column (a).)				
6	Enter the net total of each column as indicated below:				
a	Corpus Add lines 3f, 4c, and 4e Subtract line 5	17,464			
b	Prior years' undistributed income Subtract line 4b from line 2b.				
c	Enter the amount of prior years' undistributed income for which a notice of deficiency has been issued, or on which the section 4942(a) tax has been previously assessed.				
d	Subtract line 6c from line 6b Taxable amount—see page 27 of the instructions . . .				
e	Undistributed income for 2009 Subtract line 4a from line 2a Taxable amount—see page 27 of the instructions				
f	Undistributed income for 2010 Subtract lines 4d and 5 from line 1 This amount must be distributed in 2011				0
7	Amounts treated as distributions out of corpus to satisfy requirements imposed by section 170(b)(1)(F) or 4942(g)(3) (see page 27 of the instructions)				
8	Excess distributions carryover from 2005 not applied on line 5 or line 7 (see page 27 of the instructions)				
9	Excess distributions carryover to 2011. Subtract lines 7 and 8 from line 6a	17,464			
10	Analysis of line 9				
a	Excess from 2006.				
b	Excess from 2007.				
c	Excess from 2008. 6,760				
d	Excess from 2009. 3,192				
e	Excess from 2010. 7,512				

Part XIV

Private Operating Foundations (see page 27 of the instructions and Part VII-A, question 9)

1a

If the foundation has received a ruling or determination letter that it is a private operating foundation, and the ruling is effective for 2010, enter the date of the ruling.

b

Check box to indicate whether the organization is a private operating foundation described in section 4942(j)(3) or 4942(j)(5)

☐ 4942(j)(3) or ☐ 4942(j)(5)

2a	Enter the lesser of the adjusted net income from Part I or the minimum investment return from Part X for each year listed	Tax year	Prior 3 years			(e) Total
		(a) 2010	(b) 2009	(c) 2008	(d) 2007	
b	85% of line 2a					
c	Qualifying distributions from Part XII, line 4 for each year listed					
d	Amounts included in line 2c not used directly for active conduct of exempt activities					
e	Qualifying distributions made directly for active conduct of exempt activities. Subtract line 2d from line 2c					
3	Complete 3a, b, or c for the alternative test relied upon					
a	"Assets" alternative test—enter					
	(1) Value of all assets					
	(2) Value of assets qualifying under section 4942(j)(3)(B)(i)					
b	"Endowment" alternative test— enter 2/3 of minimum investment return shown in Part X, line 6 for each year listed.					
c	"Support" alternative test—enter					
	(1) Total support other than gross investment income (interest, dividends, rents, payments on securities loans (section 512(a)(5)), or royalties)					
	(2) Support from general public and 5 or more exempt organizations as provided in section 4942(j)(3)(B)(iii).					
	(3) Largest amount of support from an exempt organization					
	(4) Gross investment income					

Part XV

Supplementary Information (Complete this part only if the organization had \$5,000 or more in assets at any time during the year—see page 27 of the instructions.)

1

Information Regarding Foundation Managers:

a

List any managers of the foundation who have contributed more than 2% of the total contributions received by the foundation before the close of any tax year (but only if they have contributed more than \$5,000) (See section 507(d)(2))

AMY MORGAN SOMMER

b

List any managers of the foundation who own 10% or more of the stock of a corporation (or an equally large portion of the ownership of a partnership or other entity) of which the foundation has a 10% or greater interest

2

Information Regarding Contribution, Grant, Gift, Loan, Scholarship, etc., Programs:

Check here ☒ if the foundation only makes contributions to preselected charitable organizations and does not accept unsolicited requests for funds. If the foundation makes gifts, grants, etc. (see page 28 of the instructions) to individuals or organizations under other conditions, complete items 2a, b, c, and d.

a

The name, address, and telephone number of the person to whom applications should be addressed

b

The form in which applications should be submitted and information and materials they should include

c

Any submission deadlines

d

Any restrictions or limitations on awards, such as by geographical areas, charitable fields, kinds of institutions, or other factors

Part XV **Supplementary Information** (continued)

3 Grants and Contributions Paid During the Year or Approved for Future Payment

Recipient	If recipient is an individual, show any relationship to any foundation manager or substantial contributor	Foundation status of recipient	Purpose of grant or contribution	Amount
Name and address (home or business)				
a <i>Paid during the year</i> SEE ATTACHED SCHEDULE NEW YORK, NY 10019			VARIOUS	72,350
Total			3a	72,350
b <i>Approved for future payment</i>				
Total			3b	

Enter gross amounts unless otherwise indicated

(See worksheet in line 13 instructions on page 28 to verify calculations)

Form **990-PF** (2010)

Part XVII

Information Regarding Transfers To and Transactions and Relationships With Noncharitable Exempt Organizations

1

Did the organization directly or indirectly engage in any of the following with any other organization described in section 501(c) of the Code (other than section 501(c)(3) organizations) or in section 527, relating to political organizations?

a

Transfers from the reporting foundation to a noncharitable exempt organization of

1

Cash.

1a(1)

No

2

Other assets.

1a(2)

No

b

Other transactions

1

Sales of assets to a noncharitable exempt organization.

1b(1)

No

2

Purchases of assets from a noncharitable exempt organization.

1b(2)

No

3

Rental of facilities, equipment, or other assets.

1b(3)

No

4

Reimbursement arrangements.

1b(4)

No

5

Loans or loan guarantees.

1b(5)

No

6

Performance of services or membership or fundraising solicitations.

1b(6)

No

c

Sharing of facilities, equipment, mailing lists, other assets, or paid employees.

1c

No

d

If the answer to any of the above is "Yes," complete the following schedule. Column (b) should always show the fair market value of the goods, other assets, or services given by the reporting foundation. If the foundation received less than fair market value in any transaction or sharing arrangement, show in column (d) the value of the goods, other assets, or services received.

(a) Line No	(b) Amount involved	(c) Name of noncharitable exempt organization	(d) Description of transfers, transactions, and sharing arrangements

2a

Is the foundation directly or indirectly affiliated with, or related to, one or more tax-exempt organizations described in section 501(c) of the Code (other than section 501(c)(3)) or in section 527?

☐

Yes

☒

No

b

If "Yes," complete the following schedule.

(a) Name of organization	(b) Type of organization	(c) Description of relationship
--------------------------	--------------------------	---------------------------------

Sign Here

Under penalties of perjury, I declare that I have examined this return, including accompanying schedules and statements, and to the best of my knowledge and belief, it is true, correct, and complete. Declaration of preparer (other than taxpayer or fiduciary) is based on all information of which preparer has any knowledge.

Signature of officer or trustee

2012-03-01

Date

Title

Paid Preparer's Use Only

Preparer's Signature

BRUCE A ROSEN CPA

Firm's name

Bruce A Rosen CPA PC

7 Cobblestone Court

Firm's address

Centerport, NY 11721

Date

Check if self-employed

☐

PTIN

Firm's EIN

Phone no

(631) 754-1600

Form 990-PF (2010)

**TY 2010 Investments Corporate
Bonds Schedule**

Name: THE HELP SOM-CHILD FOUNDATION INC

EIN: 13-3319142

Software ID: 10000105

Software Version: 2010v3.2

Name of Bond	End of Year Book Value	End of Year Fair Market Value
CORPORATE BONDS	435,849	453,773

**TY 2010 Investments Corporate
Stock Schedule**

Name: THE HELP SOM-CHILD FOUNDATION INC

EIN: 13-3319142

Software ID: 10000105

Software Version: 2010v3.2

Name of Stock	End of Year Book Value	End of Year Fair Market Value
EQUITIES	433,251	588,617

TY 2010 Investments - Other Schedule

Name: THE HELP SOM-CHILD FOUNDATION INC

EIN: 13-3319142

Software ID: 10000105

Software Version: 2010v3.2

Category/ Item	Listed at Cost or FMV	Book Value	End of Year Fair Market Value
INVESTMENT FUNDS	AT COST	218,640	289,209

TY 2010 Other Expenses Schedule**Name:** THE HELP SOM-CHILD FOUNDATION INC**EIN:** 13-3319142**Software ID:** 10000105**Software Version:** 2010v3.2

Description	Revenue and Expenses per Books	Net Invest ment Income	Adjusted Net Income	Disbursement s for Charitable Purposes
REGISTRATION FEES	250	250	250	
INVESTMENT ADVISORY FEES	5,611	5,611	5,611	

The Help Som-Child Foundation

PART XV - CONTRIBUTIONS PAID

JUNE 30, 2011

Type	Date	Num	Name	Amount	Balance
					0.00
Check	8/9/2010	1310	Venice Family Clinic	5,000 00	5,000 00
Check	8/9/2010	1311	Wellesley Centers for Women	250 00	5,250 00
Check	8/9/2010	1312	The Council of the Library Foundation	400 00	5,650.00
Check	8/9/2010	1313	KPCC FM 89 3	100.00	5,750.00
Check	8/9/2010	1314	UCLA Foundation	1,000 00	6,750.00
Check	8/9/2010	1315	KCRW	1,000 00	7,750 00
Check	8/9/2010	1316	The Alliance	500 00	8,250 00
Check	8/9/2010	1317	National Asthma Campaign, Inc	500 00	8,750 00
Check	8/9/2010	1318	The Dalton School	250 00	9,000 00
Check	8/31/2010	1319	KPCC FM 89 3	2,500.00	11,500 00
Check	8/31/2010	1320	Determined to Succeed	750.00	12,250 00
Check	11/8/2010	1321	Wellesley College	10,000 00	22,250 00
Check	11/8/2010	1322	Village School Annual Fund	2,000.00	24,250 00
Check	11/8/2010	1323	Greater Los Angeles Zoo Association	1,500.00	25,750.00
Check	11/8/2010	1325	P S Arts	600.00	26,350 00
Check	11/8/2010	1326	EyeCare Foundation	3,500.00	29,850 00
Check	11/8/2010	1328	KPFK-FM	100 00	29,950 00
Check	11/8/2010	1329	Everychild Foundation	5,500.00	35,450 00
Check	11/8/2010	1330	The Council of the Library Foundation	1,800 00	37,250 00
Check	12/28/2010	1331	Pacific Hills School	500 00	37,750 00
Check	12/28/2010	1332	Park Century School	100.00	37,850.00
Check	12/28/2010	1333	ACLU Foundation of Southern California	0 00	37,850 00
Check	1/6/2011	1334	ACLU Foundation of Southern California	10,000.00	47,850 00
Check	1/20/2011	1335	The Parish of Saint Matthew	15,000 00	62,850.00
Check	5/5/2011	1338	The Food Allergy & Anaphylaxis Network	250 00	63,100 00
Check	5/9/2011	1339	Everychild Foundation	5,250.00	68,350 00
Check	5/9/2011	1340	The Broad Stage	500 00	68,850.00
Check	6/16/2011	1341	KPCC FM 89 3	3,500 00	72,350 00
Total 501 Contributions					72,350 00
OTAL					72,350.00

CLIENT: THE HELP SOM-CHILD FND, INC
 BROKER: DEUTSCHE BANK
 ACCOUNT NUMBER: 256741

SECURITY STATUS

SECURITY	PAR VALUE		MARKET VALUE					
	OR # OF	COST	DEC	JAN	FEB	MAR	APR	MAY
	SHARES	BASIS	2010	2011	2011	2011	2011	2011

			77,124	101,724	85,600	89,345	33,869	39,476	33,379
--	--	--	--------	---------	--------	--------	--------	--------	--------

CASH BALANCE

MUTUAL FUND

AIM EUROPEAN GROWTH FD	bt1007.46	2034.610	55,000	62,564	63,256	64,843	65,453	70,804	69,848	68,180
ARTIO GLOBAL HIGH INC FD	bt1225.90	2584.540	26,300	26,337	26,879	27,086	26,957	27,344	27,241	26,724
COLUMBIA SELECT SM CAP FD	sld			34,995	34,187	36,256	36,828	37,320	35,764	
EATON VANCE MKTS		4239.770	29,000	67,370	65,674	64,826	67,879	70,550	68,599	67,667
ISHARES INC MSCI JAPAN		500	18,460	23,490	23,160	23,615	24,155	25,280	24,535	23,805
ISHARES S&P GSCI	bt300	1100	33,379	37,510	38,676	39,699	41,085	42,834	39,897	37,521
JANUS TRITON FD		1950	33,501							35,393
PIMCO DEVELOPING MKTS		2702.70	23,000	28,649	28,649	28,892	29,405	30,432	29,919	29,919
SUB TOTAL		1511.620	218,640	280,915	280,481	285,217	291,762	304,564	295,803	289,209

CORPORATE BONDS

WALT DISNEY CO 5.7%	07/15/11	25000	25,367	25,705	25,615	25,508	25,391	25,282	25,168	25,036
HEWLETT PACKARD CO 5.25%	03/01/12	25000	25,498	26,278	26,226	26,190	26,092	26,011	25,925	25,813
ELI LILLY & CO 3.55%	03/06/12	25000	25,143	25,793	25,744	25,684	25,725	25,658	25,618	25,546
PRUDENTIAL FINL INC 3.625%	09/17/12	25000	25,205	25,945	25,932	25,803	25,747	25,780	25,807	25,665
BELL SOUTH CORP 4.75%	11/15/12	25000	25,241	26,667	26,620	26,516	26,451	26,451	26,400	26,281
VERIZON COMM INC 4.35%	02/15/13	25000	24,929	26,585	26,619	26,519	26,395	26,418	26,410	26,314
MCDONALDS CORP 4.3%	03/01/13	25000	25,572	26,651	26,617	26,507	26,408	26,645	26,532	26,450
WALMART STORES 7.25%	06/01/13	50000	50,934	57,359	57,168	56,813	56,445	56,456	56,378	56,076
BP CAP MKTS 5.25%	11/07/13	25000	25,929	27,075	27,389	27,142	27,036	27,103	27,148	27,086
NOVARTIS CAP CORP 4.125%	02/10/14	25000	25,504	26,680	26,857	26,793	26,735	26,867	26,965	26,942
CHEVRON CORP 3.95%	03/03/14	25000	25,253	26,689	26,891	26,749	26,735	26,894	27,018	26,941
SHELL INTL FIN 4%	03/21/14	25000	25,479	26,603	26,838	26,753	26,720	26,832	26,940	26,915
JPMORGAN CHASE 4.65% bt25	06/01/14	50000	53,593			26,715	26,721	53,953	54,119	53,718
GOLDMAN SACHS INC 5%	10/01/14	25000	26,843					27,016	26,964	26,777
ORACLE CORP 5.25%	01/15/16	25000	25,359	28,107	28,046	27,900	27,791	28,099	28,329	28,213
CITIGROUP INC 6.5% 1/18/11	sld			50,102						
CISCO SYSTEMS CO 5.25% 2/22/11	sld			25,157	25,064					
SUB TOTALS		425,000	435,849	451,396	401,626	401,592	400,392	455,465	455,721	453,773

STOCKS

ACCENTURE LTD	bt50/sld110	140	5,238	4,364	4,632	4,633	4,947	7,998	8,035	8,459
ADOBE SYS INC		100	2,934	3,078	3,305	3,450	3,316	3,355	3,463	3,145
AKAMI TECH INC	sld			5,881	6,040	8,820	8,930	8,091	5,939	
ALPHA NAT RES INC	sld			10,205	9,134	5,151	5,640	5,526		
AMERICAN TOWER CORP	bt70/sld75	185	6,684	5,939	5,849	6,205	5,959	9,677	10,264	9,681

CLIENT: THE HELP SOM-CHILD FND, INC
 BROKER: DEUTSCHE BANK
 ACCOUNT NUMBER: 256741

SECURITY STATUS

SECURITY	PAR VALUE		COST		DEC		MARKET VALUE					MAY		JUN	
	OR # OF	SHARES	BASIS		2010		JAN	FEB	MAR	APR		2011		2011	
AMERIPRISE FINL	65		4,165					4,116	3,970	4,034		3,980		3,749	
AMETEK INC	212		2,666	slid210	13,836	12,316	12,316	11,620	12,152	12,753		9,220		9,519	
AMGEN INC	50		2,646	bt25/sld85	7,411	7,436	7,436	6,930	7,216	7,675		3,027		2,917	
ANADARKO PETE CORP	120		7,499	bt35/sld80	8,378	8,479	8,479	9,001	9,011	7,894		9,542		9,211	
APPLE INC	95		9,615	bt15/sld20	30,643	32,235	32,235	33,555	33,108	33,262		33,044		31,889	
AUTOLIVE INC	75		5,919	bt35	3,158	5,760	5,760	5,617	5,567	6,010		5,773		5,884	
BORG WARNER INC	85		6,342	bt90/sld80	9,407	8,762	8,762	12,806	13,149	10,041		6,163		6,867	
CAREFUSION CORP	165		4,915									4,782		4,483	
CELGENE CORP	210		9,516	b60/sld120	15,081	13,140	13,140	13,540	14,682	15,014		12,791		12,667	
CHECK POINT SOFTWARE	125		5,410		5,783	5,569	5,569	6,230	6,381	6,866		6,865		7,106	
CHURCH & DWIGHT INC				slid	5,176	5,161	5,161	5,658	5,951	6,186					
CISCO SYSTEMS INC				slid	16,690	17,449	17,449	11,136	10,290	6,132		5,880			
COLGATE PALMOLIVE CO				slid	5,626	5,374	5,374	5,496	5,653						
CONCUR TECHNOLOGIES INC	100		4,399	bt100/sld25	6,491	6,379	6,379	6,504	6,931	5,787		4,997		5,007	
COSTCO WHSL CORP	110		8,587	bt35						6,067		9,073		8,936	
DARDEN RESTAURANTS INC	155		4,802	bt35	5,573	5,653	5,653	5,656	5,896	5,636		7,851		7,713	
DICKS SPORTING GOODS INC	165		5,192	bt35	4,875	5,955	5,955	6,128	6,597	6,753		6,557		6,344	
DOVER CORP	80		5,296											5,424	
E M C CORP	670		9,641	bt160	11,679	12,694	12,694	13,877	13,546	18,988		19,075		18,458	
EDWARDS LIFESCIENCES	55		1,534	slid230	10,913	11,143	11,143	8,504	8,700	6,476		4,880		4,795	
EOG RES INC	100		9,544		9,141	10,639	10,639	11,231	11,851	11,305		10,914		10,455	
EXPRESS SCRIPTS	220		5,130	slid50	11,891	12,393	12,393	12,368	12,234	12,483		13,103		11,876	
EXXON MOBIL CORP	100		7,788	bt125/sld160	6,581	7,261	7,261	11,974	11,778	12,317		8,347		8,138	
FREEPORT MCMORAN INC	165		7,157	bt105/sld50	10,208	9,244	9,244	6,354	6,666	7,703		8,521		8,729	
GILEAD SCIENCES INC	145		5,769	slid45	6,886	7,292	7,292	7,406	8,069	7,380		6,052		6,004	
GOOGLE INC	15		7,153	bt105/sld10	14,849	15,009	15,009	15,335	14,669	8,161		7,935		7,596	
HALLIBURTON CO	90		4,321											4,590	
HEWLETT PACKARD CO				slid	7,367	7,996	7,996	7,635	7,170	7,065		5,420			
HUNTSMAN CORP	700		12,014	bt350/sld200	5,463	8,270	8,270	12,355	12,166	14,595		13,265		13,195	
INTEL CORP	580		9,828	bt305/sld200	8,412	8,584	8,584	8,588	8,072	9,260		9,004		12,853	
INTL BUSINESS MACHS CORP	50		4,690		7,338	8,100	8,100	8,094	8,153	8,529		8,446		8,577	
KELLOGG CO	185		10,050	bt100				4,553	4,588	7,731		10,543		10,234	
KOHL'S CORP				slid	5,434										
LIMITED BRANDS INC	275		4,787	slid125	12,292	11,648	11,648	12,808	13,152	11,319		10,989		10,574	
MARATHON OIL CORP	85		4,355	bt25						3,242		4,604		4,478	
MARRIOTT INTL INC				slid	7,477	7,108	7,108	9,999	9,073	9,001					
MCDONALDS CORP	90		5,968	bt40/sld40	3,838	3,683	3,683	3,784	3,804	3,916		7,339		7,589	
MCKESSON HBOC INC	115		7,693	bt40	5,278	5,638	5,638	5,946	5,929	6,226		9,845		9,620	
MERITOR INC	220		4,694	bt90		2,842	2,842	3,942	3,733	3,786		3,632		3,529	
METLIFE INC				slid	3,333	3,433	3,433								
MICROSOFT CORP	520		8,174		14,513	14,417	14,417	13,822	13,203	13,478		13,005		13,520	
MORGAN STANLEY DEAN WITTER	250		7,085	bt75	5,850	6,321	6,321	6,381	5,874	6,538		6,040		5,753	
MOSAIC CO	110		6,157	bt105 /sld95	6,872	7,294	7,294	7,726	7,087	4,117		7,793		7,450	

CLIENT: THE HELP SOM-CHILD FND, INC
 BROKER: DEUTSCHE BANK
 ACCOUNT NUMBER: 256741

SECURITY STATUS

SECURITY	PAR VALUE	OR # OF SHARES	COST BASIS	DEC 2010	MARKET VALUE						APR 2011	MAY 2011	JUN 2011
					JAN 2011	FEB 2011	MAR 2011						
NATIONAL OILWELL	slid25	125	4,906	10,087	11,085	11,935	11,890	11,503	9,072	9,776			
NAVISTAR INTL CORP	bt50/sld45	120	7,099	6,660	7,458	10,227	11,439	11,471	7,904	6,775			
NIKE INC	slid50	130	5,249	13,240	12,784	13,800	11,734	12,760	10,978	11,697			
NORDSTROM INC	bt75	140	4,956	5,933	5,765	6,336	6,283	6,657	6,556	6,572			
NORFOLK SOUTHERN CORP	bt150	200	10,566	7,852	7,649	13,116	13,854	14,936	14,662	14,986			
OCCIDENTAL PETE CORP	slid15	85	7,199	9,810	9,668	10,197	10,449	11,429	9,167	8,843			
OIL STS INTL		60	4,648						4,743	4,795			
ORACLE CORP	bt80	620	10,511	16,902	17,296	17,766	18,054	22,295	21,216	20,404			
OWENS ILL INC	bt25	175	6,116	5,373	5,131	5,336	5,283	5,192	5,621	4,517			
PARKER HANNIFIN CORP	bt55	155	9,404	10,356	10,729	10,702	11,362	11,318	13,772	13,910			
PEPSICO INC	bt25/sld40	125	6,041	10,779	10,611	10,464	10,628	11,367	8,890	8,804			
PLAINS EXPL		130	4,872			5,092	4,710	4,945	4,791	4,956			
PRICE T TOWE GP INC	bt70/sld50	200	7,363	10,972	11,206	11,387	11,291	10,922	12,660	12,068			
QUALCOMM INC	bt145/sld115	330	15,321	14,352	15,698	14,299	13,159	13,702	18,163	18,741			
RIVERBED TECH INC		90	2,970						3,413	3,563			
ROPER INDS INC	slid30	105	5,402	10,318	10,488	11,358	11,672	11,676	8,764	8,746			
SCHLUMBERGER LTD	bt50/sld20	120	6,584	9,603	12,489	13,079	13,056	12,565	10,286	10,368			
SCHWAB CHARLES CORP		275	5,247	4,705	4,964	5,217	4,958	5,035	4,953	4,524			
SCRIPPS NETWORKS	slid			10,350	6,278								
SKYWORKS SOLUTIONS	bt180	270	7,509		2,859	3,235	2,916	4,719	3,820	6,205			
SOLERA HOLDINGS INC	bt25	100	4,048	5,132	5,233	5,108	5,110	5,500	5,909	5,916			
SPX CORP		75	6,401			5,982	5,954	6,484	6,218	6,200			
STARWOOD HOTELS		160	9,541						9,757	8,966			
STERICYCLE INC	slid30	70	3,308	8,092	7,849	8,642	8,867	6,390	6,236	6,238			
SYSCO CORP	slid			5,880	5,828								
THERMO FISHER SCIENTIFIC		100	5,604					5,999	6,545	6,439			
THORATEC CORP	slid			4,248	3,538	4,182	3,890						
TRANSDIGM GROUP INC	bt50/sld25	75	3,369	5,401	5,811	6,029	6,287	6,247	6,150	6,839			
UNITED TECH CORP	bt40	160	8,191	9,446	9,756	10,025	10,158	14,333	14,043	14,162			
VERIFONE SYSTEMS	bt60	160	6,524	3,856	6,390	7,270	8,792	8,771	7,701	7,096			
VISA INC	slid			2,815									
WALMART STORES INC	bt70/sld105	125	6,189	5,393	5,607	5,198	5,205	5,498	6,902	6,642			
WHOLE FOODS MKT		45	2,756										
SUB TOTAL		11502	433,251	550,765	561,807	590,916	591,864	610,087	594,890	588,617			

--	--	--	--	--	--	--	--	--	--	--	--	--	--

TOTALS	1,087,740	1,360,200	1,345,638	1,363,325	1,373,363	1,403,985	1,385,890	1,364,978
---------------	-----------	-----------	-----------	-----------	-----------	-----------	-----------	-----------

Capital gains
THE HELP SOM-CHILD FND/DB

7/1/2010 through 6/30/2011

Investment	Quantity	Date Bought	Date Sold	Sale Proceeds	Purchase Cost	Gain / Loss
Short-Term Gains						
MARRIOTT INTL INC	75	2/16/2011	5/11/2011	2,739.18	3,114.00	(374.82)
AKAMI TECH INC	110	2/16/2011	6/14/2011	3,255.69	4,750.04	(1,494.35)
LIMITEDCALL2/19/11@\$31.	400	2/10/2011	1/10/2011	156.00	662.00	(506.00)
EDWARDSALL2/19/11@\$	100	2/10/2011	1/7/2011	137.00	383.00	(246.00)
METLIFE INC	25	12/23/2010	2/16/2011	1,188.91	1,117.25	71.66
BORG WARNER INC	5	12/23/2010	5/24/2011	334.46	365.58	(31.12)
CHURCH & DWIGHT INC	15	12/23/2010	5/24/2011	1,220.13	1,057.15	162.98
AMETEK INC	0.5	12/22/2010	12/22/2010	19.52	0.00	19.52
AKAMI TECH INC	65	11/4/2010	6/14/2011	1,923.81	3,485.81	(1,562.00)
NAVISTAR INTL CORP	45	11/4/2010	5/24/2011	2,893.31	2,457.20	436.11
THORATEC CORP	150	11/4/2010	4/1/2011	3,944.56	4,977.84	(1,033.28)
GILEAD SCIENCES INC	45	11/4/2010	5/11/2011	1,839.32	1,790.50	48.82
OCCIDENTAL PETE CORP	15	11/4/2010	5/20/2011	1,508.25	1,270.33	237.92
AKAMI TECH INC	60	11/4/2010	5/24/2011	1,986.97	3,217.67	(1,230.70)
AMERIPRISE FINL INC	100	8/13/2010	11/4/2010	5,294.27	4,269.00	1,025.27
PNC FINL SVCS	200	8/13/2010	11/4/2010	10,986.45	11,220.00	(233.55)
CHEVRON CORP	100	8/13/2010	11/4/2010	8,425.15	7,708.00	717.15
NATIONAL OILWELL VARCO	25	8/13/2010	5/20/2011	1,701.15	981.25	719.90
ALBERTO CULVER CO	200	8/13/2010	9/28/2010	7,540.47	5,734.00	1,806.47
VISA INC	40	8/13/2010	1/12/2011	2,889.07	2,915.51	(26.44)
METLIFE INC	50	5/3/2010	2/16/2011	2,377.81	2,302.75	75.06
BORG WARNER INC	35	4/27/2010	4/13/2011	2,515.70	1,431.85	1,083.85
COVIDIEN PLC	50	4/27/2010	8/13/2010	1,885.47	2,397.00	(511.53)
ZIMMER HLDGS INC	60	3/15/2010	12/23/2010	3,263.64	3,535.66	(272.02)
ZIMMER HLDGS INC	40	3/12/2010	12/23/2010	2,175.76	2,358.67	(182.91)
COVIDIEN PLC	100	2/12/2010	8/13/2010	3,770.93	4,901.00	(1,130.07)
STEEL DYNAMICS INC	125	1/7/2010	8/13/2010	1,708.72	2,429.88	(721.16)
MYRIAD GENETICS INC	50	12/10/2009	11/4/2010	1,039.22	1,225.00	(185.78)
CHECK POINT SOFTWARE TECH	115	10/20/2009	8/13/2010	3,837.49	3,469.28	368.21
CHECK POINT SOFTWARE TECH	10	10/20/2009	8/13/2010	333.69	301.55	32.14
GILEAD SCIENCES INC	100	9/22/2009	8/13/2010	3,445.94	4,618.06	(1,172.12)
Total Short-Term Gains				86,338.04	90,446.83	(4,108.79)
Long-Term Gains						
BORG WARNER INC	40	4/27/2010	5/24/2011	2,675.70	1,636.41	1,039.29
ALPHA NAT RES INC	20	3/3/2010	5/24/2011	1,010.86	989.51	21.35
CONCUR TECHNOLOGIES	10	1/21/2010	4/1/2011	559.63	434.82	124.81
CONCUR TECHNOLOGIES	15	1/21/2010	4/1/2011	839.45	647.87	191.58
ALPHA NAT RES INC	50	1/7/2010	5/24/2011	2,527.15	2,517.95	9.20
EXXON MOBIL CORP	25	1/7/2010	5/11/2011	2,040.69	1,743.47	297.22
FREEPORT MCMORAN INC	50	1/7/2010	2/16/2011	2,766.44	2,142.70	623.74
ALPHA NAT RES INC	25	12/18/2009	5/24/2011	1,263.58	1,105.75	157.83
ALPHA NAT RES INC	25	12/18/2009	2/11/2011	1,345.56	1,105.75	239.81
CISCO SYSTEM INC	100	12/10/2009	6/14/2011	1,496.44	1,893.00	(396.56)
MARRIOTT INTL INC	0.61	11/17/2009	5/11/2011	22.28	0.00	22.28
CHURCH & DWIGHT INC	5	10/9/2009	5/11/2011	406.89	285.59	121.30
CHURCH & DWIGHT INC	20	10/9/2009	5/24/2011	1,626.85	1,142.38	484.47
LIMITED BRANDS INC	45	9/24/2009	4/13/2011	1,697.87	784.60	913.27
SCRIPPS NETWORKS	25	9/24/2009	2/11/2011	1,285.43	918.53	366.90
ALPHA NAT RES INC	20	9/23/2009	2/11/2011	1,076.45	758.10	318.35
SCRIPPS NETWORKS	40	9/23/2009	2/11/2011	2,056.69	1,498.31	558.38
LIMITED BRANDS INC	80	9/23/2009	4/13/2011	3,018.44	1,407.92	1,610.52
ALPHA NAT RES INC	30	9/22/2009	2/11/2011	1,614.68	1,183.16	431.52
SCRIPPS NETWORKS	10	9/22/2009	2/11/2011	514.17	373.80	140.37

Capital gains
THE HELP SOM-CHILD FND/DB

7/1/2010 through 6/30/2011

Investment	Quantity	Date Bought	Date Sold	Sale Proceeds	Purchase Cost	Gain / Loss
ROPER INDS NC	20	9/14/2009	5/24/2011	1,623.71	1,017.63	606.08
SCRIPPS NETWORKS	10	9/11/2009	1/12/2011	477.32	355.61	121.71
CISCO SYSTEM INC	75	9/11/2009	6/14/2011	1,122.33	1,728.75	(606.42)
SCRIPPS NETWORKS	55	9/11/2009	1/12/2011	2,625.28	1,942.88	682.40
SCRIPPS NETWORKS	60	9/11/2009	2/11/2011	3,085.03	2,119.50	965.53
ROPER INDS NC	10	9/11/2009	5/24/2011	811.85	506.77	305.08
MARRIOTT INTL INC	0.68	9/3/2009	5/11/2011	24.84	0.00	24.84
TJX COS INC	125	7/29/2009	11/4/2010	5,881.90	4,538.82	1,343.08
KOHL'S CORP	100	7/29/2009	1/12/2011	5,205.98	4,965.00	240.98
CHURCH & DWIGHT INC	25	7/24/2009	5/11/2011	2,034.46	1,465.67	568.79
CHURCH & DWIGHT INC	10	7/20/2009	5/11/2011	813.78	561.85	251.93
HEWLETT PACKARD CO	145	7/16/2009	6/27/2011	5,084.34	5,751.25	(666.91)
HEWLETT PACKARD CO	25	7/16/2009	12/23/2010	1,042.80	991.60	51.20
HEWLETT PACKARD CO	30	7/16/2009	5/4/2011	1,222.44	1,189.91	32.53
MARRIOTT INTL INC	0.66	6/23/2009	5/11/2011	24.10	0.01	24.09
ANADARKO PETE CORP	5	5/20/2009	5/11/2011	376.52	234.20	142.32
MYRIAD GENETICS INC	60	5/19/2009	11/4/2010	1,247.07	1,906.14	(659.07)
ANADARKO PETE CORP	10	5/1/2009	4/19/2011	786.48	456.10	330.38
ANADARKO PETE CORP	15	5/1/2009	5/11/2011	1,129.55	684.15	445.40
MOSAIC CO	35	4/29/2009	12/23/2010	2,496.33	1,370.25	1,126.08
MOSAIC CO	35	4/29/2009	4/13/2011	2,664.02	1,370.25	1,293.77
EDWARDS LIFESCIENCES CORP	20	3/11/2009	5/4/2011	1,704.62	557.98	1,146.64
WALMART STORES INC	55	3/10/2009	12/23/2010	2,947.31	2,652.02	295.29
AMETEK INC	25	3/10/2009	2/16/2011	1,073.69	701.56	372.13
SCHLUMBERGER LTD	20	3/10/2009	5/11/2011	1,658.49	764.34	894.15
EDWARDS LIFESCIENCES CORP	35	3/10/2009	2/16/2011	3,107.94	1,952.95	1,154.99
GILEAD SCIENCES INC	80	3/10/2009	8/13/2010	2,756.75	3,557.36	(800.61)
ABBOTT LABS	100	3/10/2009	12/23/2010	4,773.37	4,729.85	43.52
SYSCO CORP	200	3/10/2009	2/16/2011	5,633.55	3,977.70	1,655.85
CISCO SYSTEM INC 5.25% 2/22/...	25,000	3/10/2009	2/22/2011	25,000.00	25,000.00	0.00
STERICYCLE INC	30	3/10/2009	4/1/2011	2,710.46	1,417.67	1,292.79
COLUMBIA SELECT SM CAP FD	1,970.44	3/10/2009	6/13/2011	33,083.74	16,000.00	17,083.74
CELANESE CORP	110	3/10/2009	8/13/2010	2,964.45	999.57	1,964.88
AMETEK INC	50	3/10/2009	1/12/2011	1,982.30	1,403.13	579.17
CISCO SYSTEM INC	175	3/10/2009	6/14/2011	2,618.77	2,517.99	100.78
EDWARDS LIFESCIENCES CORP	25	3/10/2009	4/1/2011	2,146.68	1,394.96	751.72
COLGATE PALMOLIVE CO	70	3/10/2009	4/13/2011	5,721.97	3,888.99	1,832.98
GOOGLE INC	10	3/10/2009	4/19/2011	5,228.20	3,015.80	2,212.40
ENERGIZER HLDGS INC	100	3/10/2009	8/13/2010	6,215.89	4,045.10	2,170.79
CISCO SYSTEM INC	250	3/10/2009	4/19/2011	4,134.92	3,597.12	537.80
J P MORGAN CHASE & CO	80	3/10/2009	11/4/2010	3,041.79	1,434.28	1,607.51
AMGEN INC	60	3/10/2009	5/4/2011	3,445.09	2,827.71	617.38
JOHNSON & JOHNSON	45	3/10/2009	11/4/2010	2,899.88	2,142.38	757.50
NIKE INC	25	3/10/2009	5/4/2011	2,052.08	1,009.35	1,042.73
BROADCOM CORP	180	3/10/2009	8/13/2010	5,830.10	2,998.53	2,831.57
ROCKWELL COLLINS INC	120	3/10/2009	12/23/2010	6,984.64	3,409.86	3,574.78
PEPSICO INC	40	3/10/2009	5/4/2011	2,787.67	1,846.28	941.39
AMGEN INC	25	3/10/2009	5/11/2011	1,470.53	1,178.21	292.32
AMETEK INC	65	3/10/2009	5/25/2011	2,688.90	1,824.06	864.84
INTERCONTINENTALEXCHANGE ...	30	3/10/2009	12/23/2010	3,594.99	1,856.69	1,738.30
CELGENE CORP	45	3/10/2009	5/11/2011	2,680.88	1,886.78	794.10
EXXON MOBIL CORP	15	3/10/2009	5/11/2011	1,224.42	994.48	229.94
EDWARDS LIFESCIENCES CORP	15	3/10/2009	12/23/2010	1,221.32	836.98	384.34
CISCO SYSTEM INC	225	3/10/2009	2/16/2011	4,201.84	3,237.41	964.43
MARRIOTT INTL INC	178.05	3/10/2009	5/11/2011	6,502.81	2,487.09	4,015.72

Capital gains
THE HELP SOM-CHILD FND/DB

7/1/2010 through 6/30/2011

Investment	Quantity	Date Bought	Date Sold	Sale Proceeds	Purchase Cost	Gain / Loss
BROADCOM CORP	200	10/16/2007	8/13/2010	6,477.89	8,130.00	(1,652.11)
QUALCOMM INC	50	5/15/2007	2/16/2011	2,931.62	2,195.00	736.62
QUALCOMM INC	65	5/15/2007	12/23/2010	3,203.46	2,853.50	349.96
CITIGROUP 6.5% 1/11	50,000	1/25/2001	1/18/2011	50,000.00	50,000.00	0.00
Total Long-Term Gains				298,328.39	231,048.64	67,279.75
Grand Total				384,666.43	321,495.47	63,170.96