



See a Social Security Number? Say Something!
Report Privacy Problems to <https://public.resource.org/privacy>
Or call the IRS Identity Theft Hotline at 1-800-908-4490



Form **990-PF**

Department of the Treasury
Internal Revenue Service

Return of Private Foundation
or Section 4947(a)(1) Nonexempt Charitable Trust
Treated as a Private Foundation

Note. The foundation may be able to use a copy of this return to satisfy state reporting requirements

OMB No 1545-0052

2010

For calendar year 2010, or tax year beginning 06-01-2010 , and ending 05-31-2011

G Check all that apply

☐ Initial return

☐ Initial return of a former public charity

☐ Final return

☐ Amended return

☐ Address change

☐ Name change

Name of foundation
GILMORE SANITARIUM INC GILMORE FOUNDATION INC

A Employer identification number
64-0331636

Number and street (or P O box number if mail is not delivered to street address)
PO BOX 459

Room/suite

B Telephone number (see page 10 of the instructions)
(662) 257-2395

City or town, state, and ZIP code
AMORY, MS 38821

C If exemption application is pending, check here ☐

D 1. Foreign organizations, check here ☐

2. Foreign organizations meeting the 85% test, check here and attach computation ☐








H Check type of organization ☒ Section 501(c)(3) exempt private foundation
☐ Section 4947(a)(1) nonexempt charitable trust ☐ Other taxable private foundation

E If private foundation status was terminated under section 507(b)(1)(A), check here ☐

F If the foundation is in a 60-month termination under section 507(b)(1)(B), check here ☐

I Fair market value of all assets at end of year (from Part II, col. (c), line 16) **\$** 21,649,725

J Accounting method ☐ Cash ☒ Accrual
☐ Other (specify)
(Part I, column (d) must be on cash basis.)

Part I Analysis of Revenue and Expenses (The total of amounts in columns (b), (c), and (d) may not necessarily equal the amounts in column (a) (see page 11 of the instructions))		(a) Revenue and expenses per books	(b) Net investment income	(c) Adjusted net income	(d) Disbursements for charitable purposes (cash basis only)
Revenue	1 Contributions, gifts, grants, etc , received (attach schedule)	11,867			
	2 Check <input checked="" type="checkbox"/> if the foundation is not required to attach Sch B				
	3 Interest on savings and temporary cash investments	250,972	250,972		
	4 Dividends and interest from securities.	339,021	339,021		
	5a Gross rents	6,917	6,917		
	b Net rental income or (loss) <u>6,917</u>				
	6a Net gain or (loss) from sale of assets not on line 10	623,291			
	b Gross sales price for all assets on line 6a _____				
	7 Capital gain net income (from Part IV , line 2)		623,291		
	8 Net short-term capital gain				
	9 Income modifications				
	10a Gross sales less returns and allowances				
	b Less Cost of goods sold				
Operating and Administrative Expenses	c Gross profit or (loss) (attach schedule)				
	11 Other income (attach schedule)	 372,439	69,091		
	12 Total. Add lines 1 through 11	1,604,507	1,289,292		
	13 Compensation of officers, directors, trustees, etc	280,053	102,485		177,568
	14 Other employee salaries and wages	42,181	21,091		21,090
	15 Pension plans, employee benefits	12,045	6,022		6,023
	16a Legal fees (attach schedule).	 16,741	3,348		13,393
	b Accounting fees (attach schedule).	 7,125	1,425		5,700
	c Other professional fees (attach schedule)	 195,782	195,782		0
	17 Interest	12,196	12,196		0
	18 Taxes (attach schedule) (see page 14 of the instructions)	 12,818	1,726		11,092
	19 Depreciation (attach schedule) and depletion	 114,075	0		
	20 Occupancy	25,078	4,536		20,542
	21 Travel, conferences, and meetings	3,738	748		2,990
	22 Printing and publications	8,420	1,684		6,736
	23 Other expenses (attach schedule).	 163,215	4,554		158,661
	24 Total operating and administrative expenses. Add lines 13 through 23	893,467	355,597		423,795
	25 Contributions, gifts, grants paid	1,204,617			1,204,617
	26 Total expenses and disbursements. Add lines 24 and 25	2,098,084	355,597		1,628,412
	27 Subtract line 26 from line 12				
a Excess of revenue over expenses and disbursements		-493,577			
b Net investment income (if negative, enter -0-)			933,695		
c Adjusted net income (if negative, enter -0-)					

For Privacy Act and Paperwork Reduction Act Notice, see page 30 of the instructions.

Cat No 11289X

Form **990-PF** (2010)

Part II Balance Sheets		Attached schedules and amounts in the description column should be for end-of-year amounts only (See instructions)	Beginning of year	End of year	
			(a) Book Value	(b) Book Value	(c) Fair Market Value
Assets	1	Cash—non-interest-bearing			
	2	Savings and temporary cash investments	19,191,223	20,546,079	20,546,079
	3	Accounts receivable ▶ <u>6,154</u>			
		Less allowance for doubtful accounts ▶ _____	8,316	6,154	
	4	Pledges receivable ▶ _____			
		Less allowance for doubtful accounts ▶ _____			
	5	Grants receivable			
	6	Receivables due from officers, directors, trustees, and other disqualified persons (attach schedule) (see page 15 of the instructions)			
	7	Other notes and loans receivable (attach schedule) ▶ _____			
		Less allowance for doubtful accounts ▶ _____			
	8	Inventories for sale or use			
	9	Prepaid expenses and deferred charges	38,667	39,763	
	10a	Investments—U S and state government obligations (attach schedule)			
	b	Investments—corporate stock (attach schedule)			
	c	Investments—corporate bonds (attach schedule)			
	11	Investments—land, buildings, and equipment basis ▶ _____			
		Less accumulated depreciation (attach schedule) ▶ _____			
	12	Investments—mortgage loans			
	13	Investments—other (attach schedule)			
	14	Land, buildings, and equipment basis ▶ <u>1,454,811</u>			
		Less accumulated depreciation (attach schedule) ▶ <u>469,727</u>	1,053,360	985,084	1,103,646
	15	Other assets (describe ▶ _____)	13,485	13,726	0
	16	Total assets (to be completed by all filers—see the instructions Also, see page 1, item I)	20,305,051	21,590,806	21,649,725

Liabilities	17	Accounts payable and accrued expenses	4,006	182,541	
	18	Grants payable			
	19	Deferred revenue			
	20	Loans from officers, directors, trustees, and other disqualified persons			
	21	Mortgages and other notes payable (attach schedule)	2,753,020	2,753,020	
	22	Other liabilities (describe ▶ _____)	172,532	53,424	
	23	Total liabilities (add lines 17 through 22)	2,929,558	2,988,985	

Net Assets or Fund Balances		Foundations that follow SFAS 117, check here ▶ <input type="checkbox"/>			
		and complete lines 24 through 26 and lines 30 and 31.			
	24	Unrestricted			
	25	Temporarily restricted			
	26	Permanently restricted			
		Foundations that do not follow SFAS 117, check here ▶ <input checked="" type="checkbox"/>			
		and complete lines 27 through 31.			
	27	Capital stock, trust principal, or current funds	0	0	
	28	Paid-in or capital surplus, or land, bldg , and equipment fund	0	0	
	29	Retained earnings, accumulated income, endowment, or other funds	17,375,493	18,601,821	
	30	Total net assets or fund balances (see page 17 of the instructions)	17,375,493	18,601,821	
	31	Total liabilities and net assets/fund balances (see page 17 of the instructions)	20,305,051	21,590,806	

Part III Analysis of Changes in Net Assets or Fund Balances

1	Total net assets or fund balances at beginning of year—Part II, column (a), line 30 (must agree with end-of-year figure reported on prior year’s return)	1	17,375,493
2	Enter amount from Part I, line 27a	2	-493,577
3	Other increases not included in line 2 (itemize) ▶ _____	3	1,742,141
4	Add lines 1, 2, and 3	4	18,624,057
5	Decreases not included in line 2 (itemize) ▶ _____	5	22,236
6	Total net assets or fund balances at end of year (line 4 minus line 5)—Part II, column (b), line 30	6	18,601,821

Part IV

Capital Gains and Losses for Tax on Investment Income

(a) List and describe the kind(s) of property sold (e g , real estate, 2-story brick warehouse, or common stock, 200 shs MLC Co)		(b) How acquired P—Purchase D—Donation	(c) Date acquired (mo , day, yr)	(d) Date sold (mo , day, yr)
1 a	DELL POWER EDGE 850	P	2006-08-15	2010-08-01
b	DELL POWER EDGE TAPE DRIV	P	2006-08-15	2010-08-01
c	HP DC7600 COMPUTER	P	2006-08-15	2010-10-01
d				
e				

(e) Gross sales price	(f) Depreciation allowed (or allowable)	(g) Cost or other basis plus expense of sale	(h) Gain or (loss) (e) plus (f) minus (g)
a	1,436	1,795	-359
b	1,100	1,375	-275
c	2,709	3,250	-541
d			624,466
e			

Complete only for assets showing gain in column (h) and owned by the foundation on 12/31/69			(I) Gains (Col (h) gain minus col (k), but not less than -0-) or Losses (from col (h))
(i) F M V as of 12/31/69	(j) Adjusted basis as of 12/31/69	(k) Excess of col (i) over col (j), if any	
a			-359
b			-275
c			-541
d			624,466
e			

2	Capital gain net income or (net capital loss)	{ If gain, also enter in Part I, line 7 If (loss), enter -0- in Part I, line 7 }	2	623,291
3	Net short-term capital gain or (loss) as defined in sections 1222(5) and (6) If gain, also enter in Part I, line 8, column (c) (see pages 13 and 17 of the instructions) If (loss), enter -0- in Part I, line 8		3	

Part V

Qualification Under Section 4940(e) for Reduced Tax on Net Investment Income

(For optional use by domestic private foundations subject to the section 4940(a) tax on net investment income)

If section 4940(d)(2) applies, leave this part blank

Was the foundation liable for the section 4942 tax on the distributable amount of any year in the base period? ☐ Yes ☒ No
If "Yes," the foundation does not qualify under section 4940(e) Do not complete this part

1 Enter the appropriate amount in each column for each year, see page 18 of the instructions before making any entries			
(a) Base period years Calendar year (or tax year beginning in)	(b) Adjusted qualifying distributions	(c) Net value of noncharitable-use assets	(d) Distribution ratio (col (b) divided by col (c))
2009	1,746,801	18,603,985	0 093894
2008	2,268,510	19,429,625	0 116755
2007	7,739,260	35,303,753	0 219219
2006	836,340	33,633,415	0 024866
2005	1,487,951	15,641,231	0 095130

2	Total of line 1, column (d).	2	0 549864
3	Average distribution ratio for the 5-year base period—divide the total on line 2 by 5, or by the number of years the foundation has been in existence if less than 5 years	3	0 109973
4	Enter the net value of noncharitable-use assets for 2010 from Part X, line 5.	4	787,639
5	Multiply line 4 by line 3.	5	86,619
6	Enter 1% of net investment income (1% of Part I, line 27b).	6	9,337
7	Add lines 5 and 6.	7	95,956
8	Enter qualifying distributions from Part XII, line 4. If line 8 is equal to or greater than line 7, check the box in Part VI, line 1b, and complete that part using a 1% tax rate See the Part VI instructions on page 18	8	1,628,412

Part VIExcise Tax Based on Investment Income (Section 4940(a), 4940(b), 4940(e), or 4948—see page 18 of the instructions)			
1aExempt operating foundations described in section 4940(d)(2), check here <input type="checkbox"/> and enter "N/A" on line 1 Date of ruling or determination letter _____ (attach copy of letter if necessary—see instructions)			
bDomestic foundations that meet the section 4940(e) requirements in Part V, check here <input checked="" type="checkbox"/> and enter 1% of Part I, line 27b		1	9,337
cAll other domestic foundations enter 2% of line 27b Exempt foreign organizations enter 4% of Part I, line 12, col (b)			
2Tax under section 511 (domestic section 4947(a)(1) trusts and taxable foundations only Others enter -0-)		2	0
3Add lines 1 and 2.		3	9,337
4Subtitle A (income) tax (domestic section 4947(a)(1) trusts and taxable foundations only Others enter -0-)		4	0
5Tax based on investment income. Subtract line 4 from line 3 If zero or less, enter -0-		5	9,337
6Credits/Payments			
a	2010 estimated tax payments and 2009 overpayment credited to 2010	6a	31,091
b	Exempt foreign organizations—tax withheld at source	6b	
c	Tax paid with application for extension of time to file (Form 8868)	6c	
d	Backup withholding erroneously withheld	6d	
7Total credits and payments Add lines 6a through 6d.		7	31,091
8Enter any penalty for underpayment of estimated tax Check here <input type="checkbox"/> if Form 2220 is attached		8	
9Tax due. If the total of lines 5 and 8 is more than line 7, enter amount owed		9	
10Overpayment. If line 7 is more than the total of lines 5 and 8, enter the amount overpaid.		10	21,754
11Enter the amount of line 10 to be Credited to 2011 estimated tax 21,754 Refunded		11	0

Part VII-AStatements Regarding Activities			
1aDuring the tax year, did the foundation attempt to influence any national, state, or local legislation or did it participate or intervene in any political campaign?			YesNo
bDid it spend more than \$100 during the year (either directly or indirectly) for political purposes (see page 19 of the instructions for definition)? If the answer is "Yes" to 1a or 1b, attach a detailed description of the activities and copies of any materials published or distributed by the foundation in connection with the activities.			No
cDid the foundation file Form 1120-POL for this year?.			No
dEnter the amount (if any) of tax on political expenditures (section 4955) imposed during the year (1) On the foundation \$ 0 (2) On foundation managers \$ 0			
eEnter the reimbursement (if any) paid by the foundation during the year for political expenditure tax imposed on foundation managers \$ 0			
2Has the foundation engaged in any activities that have not previously been reported to the IRS? If "Yes," attach a detailed description of the activities.		2	No
3Has the foundation made any changes, not previously reported to the IRS, in its governing instrument, articles of incorporation, or bylaws, or other similar instruments? If "Yes," attach a conformed copy of the changes		3	No
4aDid the foundation have unrelated business gross income of \$1,000 or more during the year?.		4a	No
bIf "Yes," has it filed a tax return on Form 990-T for this year?.		4b	
5Was there a liquidation, termination, dissolution, or substantial contraction during the year? If "Yes," attach the statement required by General Instruction T.		5	No
6Are the requirements of section 508(e) (relating to sections 4941 through 4945) satisfied either • By language in the governing instrument, or • By state legislation that effectively amends the governing instrument so that no mandatory directions that conflict with the state law remain in the governing instrument?		6	No
7Did the foundation have at least \$5,000 in assets at any time during the year? If "Yes," complete Part II, col (c), and Part XV		7	Yes
8aEnter the states to which the foundation reports or with which it is registered (see page 19 of the instructions) _____			
bIf the answer is "Yes" to line 7, has the foundation furnished a copy of Form 990-PF to the Attorney General (or designate) of each state as required by General Instruction G? If "No," attach explanation .		8b	Yes
9Is the foundation claiming status as a private operating foundation within the meaning of section 4942(j)(3) or 4942(j)(5) for calendar year 2010 or the taxable year beginning in 2010 (see instructions for Part XIV on page 27)? If "Yes," complete Part XIV		9	No
10Did any persons become substantial contributors during the tax year? If "Yes," attach a schedule listing their names and addresses		10	No

Part VII-A

Statements Regarding Activities *(continued)*

11	At any time during the year, did the foundation, directly or indirectly, own a controlled entity within the meaning of section 512(b)(13)? If "Yes," attach schedule (see page 20 of the instructions).	11		No
12	Did the foundation acquire a direct or indirect interest in any applicable insurance contract before August 17, 2008?	12		No
13	Did the foundation comply with the public inspection requirements for its annual returns and exemption application? Website address WWW GILMOREFOUNDATION ORG	13	Yes	
14	The books are in care of DANNY SPREITLER Telephone no (662) 257-2395 Located at PO BOX 702 AMORY MS ZIP+4 38821			
15	Section 4947(a)(1) nonexempt charitable trusts filing Form 990-PF in lieu of Form 1041 —Check here <input type="checkbox"/> and enter the amount of tax-exempt interest received or accrued during the year.	15		
16	At any time during calendar year 2010, did the foundation have an interest in or a signature or other authority over a bank, securities, or other financial account in a foreign country?	16		No
See page 20 of the instructions for exceptions and filing requirements for Form TD F 90-22.1 If "Yes", enter the name of the foreign country.				

Part VII-B

Statements Regarding Activities for Which Form 4720 May Be Required

File Form 4720 if any item is checked in the "Yes" column, unless an exception applies.			Yes	No
1a	During the year did the foundation (either directly or indirectly) (1) Engage in the sale or exchange, or leasing of property with a disqualified person? <input type="checkbox"/> Yes <input checked="" type="checkbox"/> No (2) Borrow money from, lend money to, or otherwise extend credit to (or accept it from) a disqualified person? <input type="checkbox"/> Yes <input checked="" type="checkbox"/> No (3) Furnish goods, services, or facilities to (or accept them from) a disqualified person? <input type="checkbox"/> Yes <input checked="" type="checkbox"/> No (4) Pay compensation to, or pay or reimburse the expenses of, a disqualified person? <input type="checkbox"/> Yes <input checked="" type="checkbox"/> No (5) Transfer any income or assets to a disqualified person (or make any of either available for the benefit or use of a disqualified person)? <input type="checkbox"/> Yes <input checked="" type="checkbox"/> No (6) Agree to pay money or property to a government official? (Exception. Check "No" if the foundation agreed to make a grant to or to employ the official for a period after termination of government service, if terminating within 90 days). <input type="checkbox"/> Yes <input checked="" type="checkbox"/> No			
b	If any answer is "Yes" to 1a(1)–(6), did any of the acts fail to qualify under the exceptions described in Regulations section 53.4941(d)-3 or in a current notice regarding disaster assistance (see page 20 of the instructions)? Organizations relying on a current notice regarding disaster assistance check here. <input type="checkbox"/>	1b		
c	Did the foundation engage in a prior year in any of the acts described in 1a, other than excepted acts, that were not corrected before the first day of the tax year beginning in 2010?	1c		No
2	Taxes on failure to distribute income (section 4942) (does not apply for years the foundation was a private operating foundation defined in section 4942(j)(3) or 4942(j)(5))			
a	At the end of tax year 2010, did the foundation have any undistributed income (lines 6d and 6e, Part XIII) for tax year(s) beginning before 2010? If "Yes," list the years 20____, 20____, 20____, 20____ <input type="checkbox"/> Yes <input checked="" type="checkbox"/> No			
b	Are there any years listed in 2a for which the foundation is not applying the provisions of section 4942(a)(2) (relating to incorrect valuation of assets) to the year's undistributed income? (If applying section 4942(a)(2) to all years listed, answer "No" and attach statement—see page 20 of the instructions).	2b		
c	If the provisions of section 4942(a)(2) are being applied to any of the years listed in 2a, list the years here 20____, 20____, 20____, 20____			
3a	Did the foundation hold more than a 2% direct or indirect interest in any business enterprise at any time during the year? <input type="checkbox"/> Yes <input checked="" type="checkbox"/> No			
b	If "Yes," did it have excess business holdings in 2010 as a result of (1) any purchase by the foundation or disqualified persons after May 26, 1969, (2) the lapse of the 5-year period (or longer period approved by the Commissioner under section 4943(c)(7)) to dispose of holdings acquired by gift or bequest, or (3) the lapse of the 10-, 15-, or 20-year first phase holding period? (<i>Use Schedule C, Form 4720, to determine if the foundation had excess business holdings in 2010.</i>)	3b		
4a	Did the foundation invest during the year any amount in a manner that would jeopardize its charitable purposes?	4a		No
b	Did the foundation make any investment in a prior year (but after December 31, 1969) that could jeopardize its charitable purpose that had not been removed from jeopardy before the first day of the tax year beginning in 2010?	4b		No

Part VII-B

Statements Regarding Activities for Which Form 4720 May Be Required (continued)

5a	During the year did the foundation pay or incur any amount to			
	(1) Carry on propaganda, or otherwise attempt to influence legislation (section 4945(e))?	<input type="checkbox"/> Yes	<input checked="" type="checkbox"/> No	
	(2) Influence the outcome of any specific public election (see section 4955), or to carry on, directly or indirectly, any voter registration drive?	<input type="checkbox"/> Yes	<input checked="" type="checkbox"/> No	
	(3) Provide a grant to an individual for travel, study, or other similar purposes?	<input type="checkbox"/> Yes	<input checked="" type="checkbox"/> No	
	(4) Provide a grant to an organization other than a charitable, etc , organization described in section 509(a)(1), (2), or (3), or section 4940(d)(2)? (see page 22 of the instructions).	<input type="checkbox"/> Yes	<input checked="" type="checkbox"/> No	
	(5) Provide for any purpose other than religious, charitable, scientific, literary, or educational purposes, or for the prevention of cruelty to children or animals?	<input type="checkbox"/> Yes	<input checked="" type="checkbox"/> No	
b	If any answer is "Yes" to 5a(1)–(5), did any of the transactions fail to qualify under the exceptions described in Regulations section 53.4945 or in a current notice regarding disaster assistance (see page 22 of the instructions)? Organizations relying on a current notice regarding disaster assistance check here.	5b		
c	If the answer is "Yes" to question 5a(4), does the foundation claim exemption from the tax because it maintained expenditure responsibility for the grant? <i>If "Yes," attach the statement required by Regulations section 53.4945–5(d).</i>			
6a	Did the foundation, during the year, receive any funds, directly or indirectly, to pay premiums on a personal benefit contract?			
b	Did the foundation, during the year, pay premiums, directly or indirectly, on a personal benefit contract? <i>If "Yes" to 6b, file Form 8870.</i>	6b		No
7a	At any time during the tax year, was the foundation a party to a prohibited tax shelter transaction?			
b	If yes, did the foundation receive any proceeds or have any net income attributable to the transaction?	7b		

Part VIII

Information About Officers, Directors, Trustees, Foundation Managers, Highly Paid Employees, and Contractors

1 List all officers, directors, trustees, foundation managers and their compensation (see page 22 of the instructions).				
(a) Name and address	(b) Title, and average hours per week devoted to position	(c) Compensation (If not paid, enter -0-)	(d) Contributions to employee benefit plans and deferred compensation	(e) Expense account, other allowances
See Additional Data Table				
2 Compensation of five highest-paid employees (other than those included on line 1—see page 23 of the instructions). If none, enter "NONE."				
(a) Name and address of each employee paid more than \$50,000	(b) Title, and average hours per week devoted to position	(c) Compensation	(d) Contributions to employee benefit plans and deferred compensation	(e) Expense account, other allowances
NONE				
Total number of other employees paid over \$50,000.				0

Part VIII

Information About Officers, Directors, Trustees, Foundation Managers, Highly Paid Employees, and Contractors (continued)

3 Five highest-paid independent contractors for professional services (see page 23 of the instructions). If none, enter "NONE".		
(a) Name and address of each person paid more than \$50,000	(b) Type of service	(c) Compensation
NONE		
Total number of others receiving over \$50,000 for professional services.		0

Part IX-A

Summary of Direct Charitable Activities

List the foundation's four largest direct charitable activities during the tax year. Include relevant statistical information such as the number of organizations and other beneficiaries served, conferences convened, research papers produced, etc.	Expenses
1	
2	
3	
4	

Part IX-B

Summary of Program-Related Investments (see page 24 of the instructions)

Describe the two largest program-related investments made by the foundation during the tax year on lines 1 and 2	Amount
1	
2	
All other program-related investments. See page 24 of the instructions.	
3	
Total. Add lines 1 through 3.	0

Part X

Minimum Investment Return (All domestic foundations must complete this part. Foreign foundations, see page 24 of the instructions.)

1	Fair market value of assets not used (or held for use) directly in carrying out charitable, etc , purposes		
a	Average monthly fair market value of securities.	1a	747,653
b	Average of monthly cash balances.	1b	51,980
c	Fair market value of all other assets (see page 24 of the instructions).	1c	0
d	Total (add lines 1a, b, and c).	1d	799,633
e	Reduction claimed for blockage or other factors reported on lines 1a and 1c (attach detailed explanation).	1e	0
2	Acquisition indebtedness applicable to line 1 assets.	2	0
3	Subtract line 2 from line 1d.	3	799,633
4	Cash deemed held for charitable activities Enter 1 1/2% of line 3 (for greater amount, see page 25 of the instructions).	4	11,994
5	Net value of noncharitable-use assets. Subtract line 4 from line 3 Enter here and on Part V, line 4	5	787,639
6	Minimum investment return. Enter 5% of line 5.	6	39,382

Part XI

Distributable Amount (see page 25 of the instructions) (Section 4942(j)(3) and (j)(5) private operating foundations and certain foreign organizations check here ☒ and do not complete this part.)

1	Minimum investment return from Part X, line 6.	1	39,382
2a	Tax on investment income for 2010 from Part VI, line 5.	2a	9,337
b	Income tax for 2010 (This does not include the tax from Part VI).	2b	
c	Add lines 2a and 2b.	2c	9,337
3	Distributable amount before adjustments Subtract line 2c from line 1.	3	30,045
4	Recoveries of amounts treated as qualifying distributions.	4	0
5	Add lines 3 and 4.	5	30,045
6	Deduction from distributable amount (see page 25 of the instructions).	6	0
7	Distributable amount as adjusted Subtract line 6 from line 5 Enter here and on Part XIII, line 1.	7	30,045

Part XII

Qualifying Distributions (see page 25 of the instructions)

1	Amounts paid (including administrative expenses) to accomplish charitable, etc , purposes		
a	Expenses, contributions, gifts, etc —total from Part I, column (d), line 26.	1a	1,628,412
b	Program-related investments—total from Part IX-B.	1b	0
2	Amounts paid to acquire assets used (or held for use) directly in carrying out charitable, etc , purposes.	2	
3	Amounts set aside for specific charitable projects that satisfy the		
a	Suitability test (prior IRS approval required).	3a	
b	Cash distribution test (attach the required schedule).	3b	
4	Qualifying distributions. Add lines 1a through 3b Enter here and on Part V, line 8, and Part XIII, line 4	4	1,628,412
5	Foundations that qualify under section 4940(e) for the reduced rate of tax on net investment income Enter 1% of Part I, line 27b (see page 26 of the instructions).	5	9,337
6	Adjusted qualifying distributions. Subtract line 5 from line 4.	6	1,619,075
Note: The amount on line 6 will be used in Part V, column (b), in subsequent years when calculating whether the foundation qualifies for the section 4940(e) reduction of tax in those years			

Part XIII

Undistributed Income (see page 26 of the instructions)

		(a) Corpus	(b) Years prior to 2009	(c) 2009	(d) 2010
1	Distributable amount for 2010 from Part XI, line 7				30,045
2	Undistributed income, if any, as of the end of 2010				
a	Enter amount for 2009 only.			0	
b	Total for prior years 20____, 20____, 20____		0		
3	Excess distributions carryover, if any, to 2010				
a	From 2005.				715,899
b	From 2006.				853,842
c	From 2007.				6,146,464
d	From 2008.				1,309,565
e	From 2009.				825,469
f	Total of lines 3a through e.	9,851,239			
4	Qualifying distributions for 2010 from Part XII, line 4 ▶ \$ 1,628,412				
a	Applied to 2009, but not more than line 2a			0	
b	Applied to undistributed income of prior years (Election required—see page 26 of the instructions)		0		
c	Treated as distributions out of corpus (Election required—see page 26 of the instructions). . .	0			
d	Applied to 2010 distributable amount.				30,045
e	Remaining amount distributed out of corpus	1,598,367			
5	Excess distributions carryover applied to 2010 (If an amount appears in column (d), the same amount must be shown in column (a).)	0			0
6	Enter the net total of each column as indicated below:				
a	Corpus Add lines 3f, 4c, and 4e Subtract line 5	11,449,606			
b	Prior years' undistributed income Subtract line 4b from line 2b.		0		
c	Enter the amount of prior years' undistributed income for which a notice of deficiency has been issued, or on which the section 4942(a) tax has been previously assessed.		0		
d	Subtract line 6c from line 6b Taxable amount—see page 27 of the instructions . . .		0		
e	Undistributed income for 2009 Subtract line 4a from line 2a Taxable amount—see page 27 of the instructions			0	
f	Undistributed income for 2010 Subtract lines 4d and 5 from line 1 This amount must be distributed in 2011				0
7	Amounts treated as distributions out of corpus to satisfy requirements imposed by section 170(b)(1)(F) or 4942(g)(3) (see page 27 of the instructions)	0			
8	Excess distributions carryover from 2005 not applied on line 5 or line 7 (see page 27 of the instructions)	715,899			
9	Excess distributions carryover to 2011. Subtract lines 7 and 8 from line 6a	10,733,707			
10	Analysis of line 9				
a	Excess from 2006.				853,842
b	Excess from 2007.				6,146,464
c	Excess from 2008.				1,309,565
d	Excess from 2009.				825,469
e	Excess from 2010.				1,598,367

Part XIV

Private Operating Foundations (see page 27 of the instructions and Part VII-A, question 9)

1a

If the foundation has received a ruling or determination letter that it is a private operating foundation, and the ruling is effective for 2010, enter the date of the ruling.

b

Check box to indicate whether the organization is a private operating foundation described in section 4942(j)(3) or 4942(j)(5)

☐ 4942(j)(3) or ☐ 4942(j)(5)

2a	Enter the lesser of the adjusted net income from Part I or the minimum investment return from Part X for each year listed	Tax year	Prior 3 years			(e) Total
		(a) 2010	(b) 2009	(c) 2008	(d) 2007	
b	85% of line 2a					
c	Qualifying distributions from Part XII, line 4 for each year listed					
d	Amounts included in line 2c not used directly for active conduct of exempt activities					
e	Qualifying distributions made directly for active conduct of exempt activities Subtract line 2d from line 2c					
3	Complete 3a, b, or c for the alternative test relied upon					
a	"Assets" alternative test—enter					
	(1) Value of all assets					
	(2) Value of assets qualifying under section 4942(j)(3)(B)(i)					
b	"Endowment" alternative test— enter 2/3 of minimum investment return shown in Part X, line 6 for each year listed. . . .					
c	"Support" alternative test—enter					
	(1) Total support other than gross investment income (interest, dividends, rents, payments on securities loans (section 512(a)(5)), or royalties)					
	(2) Support from general public and 5 or more exempt organizations as provided in section 4942(j)(3)(B)(iii).					
	(3) Largest amount of support from an exempt organization					
	(4) Gross investment income					

Part XV

Supplementary Information (Complete this part only if the organization had \$5,000 or more in assets at any time during the year—see page 27 of the instructions.)

1

Information Regarding Foundation Managers:

a

List any managers of the foundation who have contributed more than 2% of the total contributions received by the foundation before the close of any tax year (but only if they have contributed more than \$5,000) (See section 507(d)(2))

b

List any managers of the foundation who own 10% or more of the stock of a corporation (or an equally large portion of the ownership of a partnership or other entity) of which the foundation has a 10% or greater interest

2

Information Regarding Contribution, Grant, Gift, Loan, Scholarship, etc., Programs:

Check here ☐ if the foundation only makes contributions to preselected charitable organizations and does not accept unsolicited requests for funds. If the foundation makes gifts, grants, etc. (see page 28 of the instructions) to individuals or organizations under other conditions, complete items 2a, b, c, and d.

a

The name, address, and telephone number of the person to whom applications should be addressed

DANNY SPREITLER
PO BOX 702
AMORY,MS 38821
(662) 257-2395

b

The form in which applications should be submitted and information and materials they should include

IN WRITING

c

Any submission deadlines

NONE

d

Any restrictions or limitations on awards, such as by geographical areas, charitable fields, kinds of institutions, or other factors

NONE

Part XV

Supplementary Information (continued)

3 Grants and Contributions Paid During the Year or Approved for Future Payment

Recipient	If recipient is an individual, show any relationship to any foundation manager or substantial contributor	Foundation status of recipient	Purpose of grant or contribution	Amount
Name and address (home or business)				
a Paid during the year See Additional Data Table				
Total			▶ 3a	1,204,617
b Approved for future payment				
Total			▶ 3b	0

Enter gross amounts unless otherwise indicated	Unrelated business income		Excluded by section 512, 513, or 514		(e) Related or exempt function income (See page 28 of the instructions)
	(a) Business code	(b) Amount	(c) Exclusion code	(d) Amount	
1 Program service revenue					
a _____					
b _____					
c _____					
d _____					
e _____					
f _____					
g Fees and contracts from government agencies					
2 Membership dues and assessments.					
3 Interest on savings and temporary cash investments			14	250,972	
4 Dividends and interest from securities.			14	339,021	
5 Net rental income or (loss) from real estate					
a Debt-financed property.					
b Not debt-financed property.					6,917
6 Net rental income or (loss) from personal property					
7 Other investment income.					69,091
8 Gain or (loss) from sales of assets other than inventory			18	624,466	-1,175
9 Net income or (loss) from special events					
10 Gross profit or (loss) from sales of inventory.					
LITIGATION RECOVERY					303,348
11 Other revenue a REVENUE _____					
b _____					
c _____					
d _____					
e _____					
12 Subtotal Add columns (b), (d), and (e).		0		1,214,459	378,181
13 Total. Add line 12, columns (b), (d), and (e).			13		1,592,640

Line No.	Explain below how each activity for which income is reported in column (e) of Part XVI-A contributed importantly to the accomplishment of the organization's exempt purposes (other than by providing funds for such purposes) (See page 28 of the instructions)

[illegible]

Part XVII

Information Regarding Transfers To and Transactions and Relationships With Noncharitable Exempt Organizations

1

Did the organization directly or indirectly engage in any of the following with any other organization described in section 501(c) of the Code (other than section 501(c)(3) organizations) or in section 527, relating to political organizations?

a

Transfers from the reporting foundation to a noncharitable exempt organization of

1

Cash.

1a(1)

No

2

Other assets.

1a(2)

No

b

Other transactions

1

Sales of assets to a noncharitable exempt organization.

1b(1)

No

2

Purchases of assets from a noncharitable exempt organization.

1b(2)

No

3

Rental of facilities, equipment, or other assets.

1b(3)

No

4

Reimbursement arrangements.

1b(4)

No

5

Loans or loan guarantees.

1b(5)

No

6

Performance of services or membership or fundraising solicitations.

1b(6)

No

c

Sharing of facilities, equipment, mailing lists, other assets, or paid employees.

1c

No

d

If the answer to any of the above is "Yes," complete the following schedule. Column (b) should always show the fair market value of the goods, other assets, or services given by the reporting foundation. If the foundation received less than fair market value in any transaction or sharing arrangement, show in column (d) the value of the goods, other assets, or services received.

(a) Line No	(b) Amount involved	(c) Name of noncharitable exempt organization	(d) Description of transfers, transactions, and sharing arrangements

2a

Is the foundation directly or indirectly affiliated with, or related to, one or more tax-exempt organizations described in section 501(c) of the Code (other than section 501(c)(3)) or in section 527?

☐

Yes

☒

No

b

If "Yes," complete the following schedule.

(a) Name of organization	(b) Type of organization	(c) Description of relationship
--------------------------	--------------------------	---------------------------------

Sign Here

Under penalties of perjury, I declare that I have examined this return, including accompanying schedules and statements, and to the best of my knowledge and belief, it is true, correct, and complete. Declaration of preparer (other than taxpayer or fiduciary) is based on all information of which preparer has any knowledge.

Signature of officer or trustee

2012-03-16

Date

Title

Paid Preparer's Use Only

Preparer's Signature

GARY M FRANKS

Date

2012-03-16

Check if self-employed ☐

PTIN

Firm's name

FRANKS FRANKS & JARRELL PA

Firm's EIN

Firm's address

TUPELO, MS 38802

Phone no.

(662) 844-5226

Form 990-PF (2010)

Additional Data

Software ID:

Software Version:


EIN: 64-0331636

Name: GILMORE SANITARIUM INC GILMORE FOUNDATION INC


Form 990PF Part VIII Line 1 - List all officers, directors, trustees, foundation managers and their compensation

(a) Name and address	(b) Title, and average hours per week devoted to position	(c) Compensation (If not paid, enter -0-)	(d) Contributions to employee benefit plans and deferred compensation	(e) Expense account, other allowances
C HERMAN HESTER	PRESIDENT 1 00	22,500	0	0
801 12TH AVENUE NORTH AMORY, MS 38821				
WILLIAM T SKIP MILES JR	VICE PRESIDENT 1 00	16,294	0	0
PO BOX 606 AMORY, MS 38821				
IVAN O BUDDY BRYANT JR	SECRETARY 1 00	16,294	0	0
808 TOWN AND COUNTRY LANE AMORY, MS 38821				
PHILLIP ROBERTS	DIRECTOR 1 00	16,294	0	0
PO BOX 36 AMORY, MS 38821				
LARRY CLARK	DIRECTOR 1 00	16,294	0	0
PO BOX 789 AMORY, MS 38821				
ROBERT COLE MD	DIRECTOR 1 00	16,294	0	0
601 MEADOWBROOK CIRCLE AMORY, MS 38821				
DANNY SPRIETLER	EXECUTIVE DIRECTOR 40 00	159,789	0	0
P O BOX 702 AMORY, MS 38821				
PETE PATTERSON	DIRECTOR 1 00	16,294	0	0
P O BOX 702 AMORY, MS 38821				

Form 990PF Part XV Line 3 - Grants and Contributions Paid During the Year or Approved for Future Payment

Recipient	If recipient is an individual, show any relationship to any foundation manager or substantial contributor	Foundation status of recipient	Purpose of grant or contribution	Amount
Name and address (home or business)				
a Paid during the year				
ABERDEEN SCHOOL DISTRICT PO BOX 607 ABERDEEN, MS 39730			ASSISTANCE WITH EDUCATION PROGRAMS	21,000
AMORY FOOD PANTRY 701 5TH AVE S AMORY, MS 38821			ASSITANCE WITH PROGRAMS	16,000
AMORY MEALS ON WHEELS 713 11TH ST AMORY, MS 38821			ASSISTANCE WITH PROGRAMS	16,000
AMORY NET 203 GILMORE DR AMORY, MS 38821			PUBLIC USE WIRELESS INTERNET	213,756
AMERICAN RED CROSS 875 RIVERSIDE DR JACKSON, MS 39202			TO ASSIST IN DISASTER RELIEF	25,000
AMORY SCHOOL DISTRICT PO BOX 330 AMORY, MS 38821			LAPTOP COMPUTERS FOR HIGH SCHOOL SENIORS	56,500
GELI PO BOX 7 AMORY, MS 38821			ASSIST WITH PROGRAMS	471,217
GILMORE BUILDING 203 GILMORE DR AMORY, MS 38821			PUBLIC USE BUILDING	245,783
HOPE RESOURCE CENTER PO BOX 739 AMORY, MS 38821			TO ASSIST WITH PROGRAMS	21,000
ITAWAMBA COMMUNITY COLLEGE 602 WEST HILL STREET FULTON, MS 38843			MS CORRIDOR CONSORTIUM	38,436
JUNIOR AUXILIARY OF AMORY 1208 BROWN ST AMORY, MS 38821			TO ASSIST WITH PROGRAMS	8,125
MONROE COUNTY 101 HWY 8 WEST ABERDEEN, MS 38821			ASSISTANCE WITH 911 PROGRAM	6,000
MONROE COUNTY SCHOOL DISTRICT PO BOX 209 AMORY, MS 38821			ASSISTANCE WITH LEARNING PROGRAM	22,000
QUALITY EDUCATION FOUNDATION 32696 HWY 45 N OKALONA, MS 38860			ASSIST WITH PROGRAMS	10,000
SMITHVILLE SCHOOL ACTIVITIES PO BOX 149 SMITHVILLE, MS 38870			TO ASSIST WITH PROGRAMS	6,800
Total  3a				1,204,617

Form 990PF Part XV Line 3 - Grants and Contributions Paid During the Year or Approved for Future Payment

Recipient	If recipient is an individual, show any relationship to any foundation manager or substantial contributor	Foundation status of recipient	Purpose of grant or contribution	Amount
Name and address (home or business)				
a <i>Paid during the year</i>				
UNITED WAY OF GREATER MONROE COUNTY PO BOX 612 AMORY, MS 38821			ASSIST WITH PROGRAMS	25,000
WREN PUBLIC LIBRARY HWY 45 S ABERDEEN, MS 39730			ASSIST WITH BOOK PURCHASE	2,000
Total  3a				1,204,617

TY 2010 Accounting Fees Schedule

Name: GILMORE SANITARIUM INC GILMORE FOUNDATION INC

EIN: 64-0331636

Category	Amount	Net Investment Income	Adjusted Net Income	Disbursements for Charitable Purposes
ACCOUNTING	7,125	1,425		5,700

Note: To capture the full content of this document, please select landscape mode (11" x 8.5") when printing.

TY 2010 Depreciation Schedule

Name: GILMORE SANITARIUM INC GILMORE FOUNDATION INC
EIN: 64-0331636

TY 2010 Depreciation Schedule

Description of Property	Date Acquired	Cost or Other Basis	Prior Years' Depreciation	Computation Method	Rate / Life (# of years)	Current Year's Depreciation Expense	Net Investment Income	Adjusted Net Income	Cost of Goods Sold Not Included
8TH SOUTH HOUSE - SERENA COLEMAN'S LAND	2009-06-18	84,579		L	0 %	0	0		
FENCE	2010-06-01	6,609		SL	15 0000000000000	441	0		
NURSES HOME	1970-06-30	5,162	5,162	SL	30 0000000000000	0	0		
VIEWSONIC MONITOR 15"	2006-08-15	185	142	SL	5 0000000000000	37	0		
GELI HOUSE 312 8TH AVE	2007-05-01	50,255	3,973	SL	39 0000000000000	1,289	0		
GELI HOUSE RENOVATIONS	2007-05-01	38,866	3,073	SL	39 0000000000000	997	0		
GELI HOUSE RENOVATIONS	2007-05-01	63,061	4,986	SL	39 0000000000000	1,617	0		
BUILDINGS	2007-08-06	320,836	23,014	SL	39 5000000000000	8,122	0		
FILE CABINET	1994-12-31	172	172	SL	5 0000000000000	0	0		
CONFERENCE ROOM FURNITURE	2005-09-01	8,600	8,170	SL	5 0000000000000	430	0		
VACUUM CLEANERS (2)	2007-03-27	959	607	SL	5 0000000000000	192	0		
10'X6' TRAILER WITH RAMP	2007-03-27	795	504	SL	5 0000000000000	159	0		
BLOWER & POWER SWEEPER	2007-04-17	865	533	SL	5 0000000000000	173	0		
GF LOGO MATS	2007-05-23	1,035	621	SL	5 0000000000000	207	0		
TRASH RECEPTACLES (9)	2007-05-23	4,581	2,749	SL	5 0000000000000	916	0		
ADOBE SOFTWARE	2006-12-18	1,714	1,714	SL	3 0000000000000	0	0		
ADOBE SOFTWARE	2007-02-16	1,695	1,695	SL	3 0000000000000	0	0		
COMPUTER-RUSTY'S GELI	2007-01-29	3,640	2,427	SL	5 0000000000000	728	0		
DELL POWEREDGE SERVER LOC	2007-02-26	2,899	1,884	SL	5 0000000000000	580	0		
CISCO ROUTER	2007-05-23	5,985	3,591	SL	5 0000000000000	1,197	0		

TY 2010 Depreciation Schedule

Description of Property	Date Acquired	Cost or Other Basis	Prior Years' Depreciation	Computation Method	Rate / Life (# of years)	Current Year's Depreciation Expense	Net Investment Income	Adjusted Net Income	Cost of Goods Sold Not Included
HP DL380 SERVER	2007-03-26	8,499	5,383	SL	5 0000000000000	1,700	0		
HP MSA1500 BUNDLE	2007-03-26	26,699	16,909	SL	5 0000000000000	5,340	0		
HP 1/8 ULTRIUM 960	2007-03-26	9,579	6,067	SL	5 0000000000000	1,916	0		
ADOBE SOFTWARE (3)	2007-03-26	3,897	3,897	SL	3 0000000000000	0	0		
SYMANTEC LICENSE	2007-03-26	848	848	SL	3 0000000000000	0	0		
MS 2003 SERVER & LIC	2007-03-26	1,738	1,101	SL	5 0000000000000	348	0		
NOTEBOOK CARE	2007-03-26	3,500	1,108	SL	10 0000000000000	350	0		
DELL LAT 2X86GC1	2007-03-26	2,499	1,583	SL	5 0000000000000	500	0		
DELL LAT 7W86GC1	2007-03-26	2,499	1,583	SL	5 0000000000000	500	0		
DELL LAT F196GC1	2007-03-26	2,499	1,583	SL	5 0000000000000	500	0		
DELL LAT JX86GC1	2007-03-26	2,499	1,583	SL	5 0000000000000	500	0		
DELL LAT 4096GC1	2007-03-26	2,499	1,583	SL	5 0000000000000	500	0		
DELL LAT 9V86GC1	2007-03-26	2,499	1,583	SL	5 0000000000000	500	0		
DELL LAT FY86GC1	2007-03-26	2,499	1,583	SL	5 0000000000000	500	0		
2011 CHEVROLET SILVERADO	2010-12-07	32,626		SL	5 0000000000000	3,263	0		
RACK ENCLOSURE W SHELF	2007-04-16	2,120	654	SL	10 0000000000000	212	0		
RACK ENCLOSURE W SHELF	2007-04-16	2,120	654	SL	10 0000000000000	212	0		
FAN KIT (2)	2007-04-16	638	393	SL	5 0000000000000	128	0		
RACK OFFSET & SIDE KITS	2007-04-16	640	197	SL	10 0000000000000	64	0		
HP 8 PORT SWITCH	2007-04-16	799	493	SL	5 0000000000000	160	0		

TY 2010 Depreciation Schedule

Description of Property	Date Acquired	Cost or Other Basis	Prior Years' Depreciation	Computation Method	Rate / Life (# of years)	Current Year's Depreciation Expense	Net Investment Income	Adjusted Net Income	Cost of Goods Sold Not Included
HP TFT 7600 MONITOR & KEY	2007-04-16	3,175	1,958	SL	5 0000000000000	635	0		
HP PROLIANT DL360 USM7060	2007-04-16	7,199	4,439	SL	5 0000000000000	1,440	0		
HP C SERIES M FABRIC SWIT	2007-04-16	14,999	9,249	SL	5 0000000000000	3,000	0		
HP C SERIES M FABRIC SWIT	2007-04-16	14,999	9,249	SL	5 0000000000000	3,000	0		
HP MSA STORAGE WKS ENCLOS	2007-04-16	5,355	3,302	SL	5 0000000000000	1,071	0		
HP MSA DUAL CHANNEL	2007-04-16	549	339	SL	5 0000000000000	110	0		
HP ACCESS HOT PLUG 15K HD	2007-04-16	715	441	SL	5 0000000000000	143	0		
HP ACCESS HOT PLUG 15K HD	2007-04-16	715	441	SL	5 0000000000000	143	0		
HP ACCESS HOT PLUG 15K HD	2007-04-16	715	441	SL	5 0000000000000	143	0		
HP ACCESS HOT PLUG 15K HD	2007-04-16	715	441	SL	5 0000000000000	143	0		
HP ACCESS HOT PLUG 15K HD	2007-04-16	715	441	SL	5 0000000000000	143	0		
HP ACCESS HOT PLUG 15K HD	2007-04-16	715	441	SL	5 0000000000000	143	0		
HP ACCESS HOT PLUG 15K HD	2007-04-16	715	441	SL	5 0000000000000	143	0		
HP ACCESS HOT PLUG 15K HD	2007-04-16	715	441	SL	5 0000000000000	143	0		
HP ACCESS HOT PLUG 15K HD	2007-04-16	715	441	SL	5 0000000000000	143	0		
MS WINDOW 2003 SERVER & L	2007-04-16	2,744	1,692	SL	5 0000000000000	549	0		
CISCO WS C2960G 48TC	2007-04-16	4,059	2,503	SL	5 0000000000000	812	0		
WS C6509-E WISM CISCO CAT	2007-04-16	110,995	68,447	SL	5 0000000000000	22,199	0		
CISCO AIP BUNDLE	2007-04-16	29,995	18,497	SL	5 0000000000000	5,999	0		
CISCO AP1510 INTR KIT BUN	2007-04-16	5,229	3,225	SL	5 0000000000000	1,046	0		

TY 2010 Depreciation Schedule

Description of Property	Date Acquired	Cost or Other Basis	Prior Years' Depreciation	Computation Method	Rate / Life (# of years)	Current Year's Depreciation Expense	Net Investment Income	Adjusted Net Income	Cost of Goods Sold Not Included
DELL POWER EDGE 850	2006-08-15	1,795	1,376	SL	5 0000000000000	60	0		
DELL POWER EDGE TAPE DRIV	2006-08-15	1,375	1,054	SL	5 0000000000000	46	0		
MS 2003 SERVER W5 CALS	2006-08-15	489	375	SL	5 0000000000000	98	0		
HP COMPUTER	2007-06-18	11,899	6,941	SL	5 0000000000000	2,380	0		
CISCO PORT SWITCH	2006-08-15	1,999	1,533	SL	5 0000000000000	400	0		
APC SMART UPS 1500VA	2006-08-15	619	475	SL	5 0000000000000	124	0		
CISCO BUNDLE ROUTER	2006-08-15	499	383	SL	5 0000000000000	100	0		
HP DC7600 COMPUTER	2006-08-15	3,250	2,492	SL	5 0000000000000	217	0		
OFFICE PRO 2003	2006-08-15	349	349	SL	3 0000000000000	0	0		
TREND SOFTWARE SPY & MESS	2006-08-15	270	270	SL	3 0000000000000	0	0		
60 INCH ROUND TABLE	2007-05-23	846	254	SL	10 0000000000000	85	0		
60 ROUND TABLE	2007-05-23	846	254	SL	10 0000000000000	85	0		
60 ROUND TABLE	2007-05-23	846	254	SL	10 0000000000000	85	0		
30X72 RECT TABLE	2007-05-23	578	173	SL	10 0000000000000	58	0		
30X72 RECT TABLE	2007-05-23	578	173	SL	10 0000000000000	58	0		
30X72 RECT TABLE	2007-05-23	578	173	SL	10 0000000000000	58	0		
30X72 RECT TABLE	2007-05-23	578	173	SL	10 0000000000000	58	0		
30X72 RECT TABLE	2007-05-23	578	173	SL	10 0000000000000	58	0		
30X72 RECT TABLE	2007-05-23	578	173	SL	10 0000000000000	58	0		
20X60 RECT TABLE	2007-05-23	523	157	SL	10 0000000000000	52	0		

TY 2010 Depreciation Schedule

Description of Property	Date Acquired	Cost or Other Basis	Prior Years' Depreciation	Computation Method	Rate / Life (# of years)	Current Year's Depreciation Expense	Net Investment Income	Adjusted Net Income	Cost of Goods Sold Not Included
20X60 RECT TABLE	2007-05-23	523	157	SL	10 0000000000000	52	0		
20X60 RECT TABLE	2007-05-23	522	157	SL	10 0000000000000	52	0		
DANNY'S OFFICE BOOKCASE	2007-05-23	1,011	303	SL	10 0000000000000	101	0		
DANNY'S KEYBOARD	2007-05-23	217	217	SL	3 0000000000000	0	0		
NANCY'S KEYBOARD	2007-05-23	217	217	SL	3 0000000000000	0	0		
BEVERLY'S KEYBOARD	2007-05-23	217	217	SL	3 0000000000000	0	0		
TEAK ALUMUNIUM OVAL TABLE	2007-05-23	1,990	597	SL	10 0000000000000	199	0		
RECT MARKET UMBRELLA	2007-05-23	295	295	SL	3 0000000000000	0	0		
UMBRELLA STAND ROUND	2007-05-23	90	90	SL	3 0000000000000	0	0		
BRISTOL DINING TABLE SQ	2007-04-30	425	131	SL	10 0000000000000	43	0		
BRISTOL DINING TABLE SQ	2007-04-30	425	131	SL	10 0000000000000	43	0		
BRISTOL DINING TABLE SQ	2007-04-30	425	131	SL	10 0000000000000	43	0		
BRISTOL DINING TABLE SQ	2007-04-30	425	131	SL	10 0000000000000	43	0		
BRISTOL DINING TABLE SQ	2007-04-30	425	131	SL	10 0000000000000	43	0		
ELENA FOLDING SIDE CHAIRS	2007-04-30	3,100	956	SL	10 0000000000000	310	0		
CLASSIC TEAK BENCH 6'	2007-04-30	650	200	SL	10 0000000000000	65	0		
CLASSIC TEAK BENCH 6'	2007-04-30	650	200	SL	10 0000000000000	65	0		
CLASSIC TEAK BENCH 6'	2007-04-30	650	200	SL	10 0000000000000	65	0		
CLASSIC TEAK BENCH 6'	2007-04-30	650	200	SL	10 0000000000000	65	0		
BRISTOL DINING TABLE ROUN	2007-05-08	1,190	367	SL	10 0000000000000	119	0		

TY 2010 Depreciation Schedule

Description of Property	Date Acquired	Cost or Other Basis	Prior Years' Depreciation	Computation Method	Rate / Life (# of years)	Current Year's Depreciation Expense	Net Investment Income	Adjusted Net Income	Cost of Goods Sold Not Included
BRISTOL DINING TABLE ROUN	2007-05-08	1,190	367	SL	10 000000000000	119	0		
BRISTOL DINING TABLE ROUN	2007-05-08	1,190	367	SL	10 000000000000	119	0		
BRISTOL DINING TABLE ROUN	2007-05-08	1,190	367	SL	10 000000000000	119	0		
BRISTOL DINING TABLE ROUN	2007-05-08	1,190	367	SL	10 000000000000	119	0		
BRISTOL DINING TABLE ROUN	2007-05-08	1,190	367	SL	10 000000000000	119	0		
BRISTOL DINING TABLE SQUA	2007-05-08	1,190	367	SL	10 000000000000	119	0		
9 TILT MARKET UMBRELLA	2007-05-08	255	255	SL	3 000000000000	0	0		
9 TILT MARKET UMBRELLA	2007-05-08	255	255	SL	3 000000000000	0	0		
9 TILT MARKET UMBRELLA	2007-05-08	255	255	SL	3 000000000000	0	0		
9 TILT MARKET UMBRELLA	2007-05-08	255	255	SL	3 000000000000	0	0		
9 TILT MARKET UMBRELLA	2007-05-08	255	255	SL	3 000000000000	0	0		
9 TILT MARKET UMBRELLA	2007-05-08	255	255	SL	3 000000000000	0	0		
9 TILT MARKET UMBRELLA	2007-05-08	255	255	SL	3 000000000000	0	0		
9 TILT MARKET UMBRELLA	2007-05-08	255	255	SL	3 000000000000	0	0		
9 TILT MARKET UMBRELLA	2007-05-08	255	255	SL	3 000000000000	0	0		
9 TILT MARKET UMBRELLA	2007-05-08	255	255	SL	3 000000000000	0	0		
9 TILT MARKET UMBRELLA	2007-05-08	255	255	SL	3 000000000000	0	0		
9 TILT MARKET UMBRELLA	2007-05-08	255	255	SL	3 000000000000	0	0		
9 TILT MARKET UMBRELLA	2007-05-08	255	255	SL	3 000000000000	0	0		
9 TILT MARKET UMBRELLA	2007-05-08	255	255	SL	3 000000000000	0	0		
UMBRELLA STAND	2007-05-08	90	90	SL	3 000000000000	0	0		
UMBRELLA STAND	2007-05-08	90	90	SL	3 000000000000	0	0		

TY 2010 Depreciation Schedule

Description of Property	Date Acquired	Cost or Other Basis	Prior Years' Depreciation	Computation Method	Rate / Life (# of years)	Current Year's Depreciation Expense	Net Investment Income	Adjusted Net Income	Cost of Goods Sold Not Included
UMBRELLA STAND	2007-05-08	90	90	SL	3 000000000000	0	0		
UMBRELLA STAND	2007-05-08	90	90	SL	3 000000000000	0	0		
UMBRELLA STAND	2007-05-08	90	90	SL	3 000000000000	0	0		
UMBRELLA STAND	2007-05-08	90	90	SL	3 000000000000	0	0		
UMBRELLA STAND	2007-05-08	90	90	SL	3 000000000000	0	0		
UMBRELLA STAND	2007-05-08	90	90	SL	3 000000000000	0	0		
UMBRELLA STAND	2007-05-08	90	90	SL	3 000000000000	0	0		
UMBRELLA STAND	2007-05-08	90	90	SL	3 000000000000	0	0		
UMBRELLA STAND	2007-05-08	90	90	SL	3 000000000000	0	0		
UMBRELLA STAND	2007-05-08	90	90	SL	3 000000000000	0	0		
POTTERY	2007-05-08	189	189	SL	3 000000000000	0	0		
SMARTSPACE PROXIMA	2007-05-11	1,648	508	SL	10 000000000000	165	0		
SMARTSPACE PROXIMA	2007-05-11	1,647	508	SL	10 000000000000	165	0		
CHALFANT BENCH 25H 50"W	2007-05-11	1,110	342	SL	10 000000000000	111	0		
CHALFANT BENCH 25H 50"W	2007-05-11	1,110	342	SL	10 000000000000	111	0		
CHALFANT BENCH 25H 50"W	2007-05-11	1,109	342	SL	10 000000000000	111	0		
PIE CRUST TABLE 24D 25"H	2007-05-11	817	252	SL	10 000000000000	82	0		
4DRAWER LATERAL FILE NANC	2007-05-11	1,485	458	SL	10 000000000000	149	0		
4DRAWER LATERAL FILE RECP	2007-05-11	1,485	458	SL	10 000000000000	149	0		
MODULAR BRIDGE NANCY	2007-05-11	610	188	SL	10 000000000000	61	0		

TY 2010 Depreciation Schedule

Description of Property	Date Acquired	Cost or Other Basis	Prior Years' Depreciation	Computation Method	Rate / Life (# of years)	Current Year's Depreciation Expense	Net Investment Income	Adjusted Net Income	Cost of Goods Sold Not Included
MODULAR BRIDGE DANNY	2007-05-11	609	188	SL	10 0000000000000	61	0		
BRIDGE RECEPTIOM	2007-05-11	715	220	SL	10 0000000000000	72	0		
LEFT PED CREDENZA RECPTIO	2007-05-11	2,072	639	SL	10 0000000000000	207	0		
RIGHT PED DESK NANCY	2007-05-11	1,574	485	SL	10 0000000000000	157	0		
RIGHT PED DESK RECEPTION	2007-05-11	2,420	746	SL	10 0000000000000	242	0		
LEFT PED CREDENZA NANCY	2007-05-11	1,305	402	SL	10 0000000000000	131	0		
RIGHT FILE CREDENZA DANNY	2007-05-11	1,450	447	SL	10 0000000000000	145	0		
LFT P TABLE END&BASE DANN	2007-05-11	1,727	532	SL	10 0000000000000	173	0		
BOOKCASE DANNY	2007-05-11	986	304	SL	10 0000000000000	99	0		
MODULAR CABINET BOARDROOM	2007-05-11	418	129	SL	10 0000000000000	42	0		
TWODRAWER FILE BOARDROOM	2007-05-11	777	240	SL	10 0000000000000	78	0		
BOOKCASE DANNY	2007-05-11	986	304	SL	10 0000000000000	99	0		
TWODRAWER FILE BOARDROOM	2007-05-11	778	240	SL	10 0000000000000	78	0		
TWODRAWER FILE BOARDROOM	2007-05-11	778	240	SL	10 0000000000000	78	0		
MODULAR CABINETBASE	2007-05-11	316	97	SL	10 0000000000000	32	0		
CONFERCETOP 16' BOARDRO	2007-05-11	4,168	1,285	SL	10 0000000000000	417	0		
COLUMN BASE	2007-05-11	463	143	SL	10 0000000000000	46	0		
COLUMN BASE	2007-05-11	463	143	SL	10 0000000000000	46	0		
COLUMN BASE	2007-05-11	463	143	SL	10 0000000000000	46	0		
BASE EWW	2007-05-11	463	143	SL	10 0000000000000	46	0		

TY 2010 Depreciation Schedule

[illegible]

TY 2010 Depreciation Schedule

Description of Property	Date Acquired	Cost or Other Basis	Prior Years' Depreciation	Computation Method	Rate / Life (# of years)	Current Year's Depreciation Expense	Net Investment Income	Adjusted Net Income	Cost of Goods Sold Not Included
60 ROUND TABLE AUDITORIUM	2007-05-11	846	261	SL	10 0000000000000	85	0		
RECT TABLE 60X24 CLASSROOM	2007-05-11	1,165	359	SL	10 0000000000000	117	0		
RECT TABLE 60X24 CLASSROOM	2007-05-11	1,165	359	SL	10 0000000000000	117	0		
RECT TABLE 60X24 CLASSROOM	2007-05-11	1,472	454	SL	10 0000000000000	147	0		
RECT TABLE 60X24 CLASSROOM	2007-05-11	1,472	454	SL	10 0000000000000	147	0		
RECT TABLE 60X24 CLASSROOM	2007-05-11	1,472	454	SL	10 0000000000000	147	0		
RECT TABLE 60X24 CLASSROOM	2007-05-11	1,472	454	SL	10 0000000000000	147	0		
RECT TABLE 60X24 CLASSROOM	2007-05-11	1,472	454	SL	10 0000000000000	147	0		
RECT TABLE 60X24 CLASSROOM	2007-05-11	1,472	454	SL	10 0000000000000	147	0		
RECT TABLE 60X24 CLASSROOM	2007-05-11	1,472	454	SL	10 0000000000000	147	0		
RECT TABLE 60X24 CLASSROOM	2007-05-11	1,472	454	SL	10 0000000000000	147	0		
RECT TABLE 60X24 CLASSROOM	2007-05-11	1,472	454	SL	10 0000000000000	147	0		
RECT TABLE 60X24 CLASSROOM	2007-05-11	1,472	454	SL	10 0000000000000	147	0		
RECT TABLE 60X24 CLASSROOM	2007-05-11	1,472	454	SL	10 0000000000000	147	0		
MODULAR COMPUTER CLASSROOM	2007-05-11	4,531	1,397	SL	10 0000000000000	453	0		
ARMLESS CHAIRS COMPCCLASSR	2007-05-11	363	224	SL	5 0000000000000	73	0		
ARMLESS CHAIRS COMPCCLASSR	2007-05-11	363	224	SL	5 0000000000000	73	0		
ARMLESS CHAIRS COMPCCLASSR	2007-05-11	363	224	SL	5 0000000000000	73	0		
ARMLESS CHAIRS COMPCCLASSR	2007-05-11	363	224	SL	5 0000000000000	73	0		

TY 2010 Depreciation Schedule

[illegible]

TY 2010 Depreciation Schedule

Description of Property	Date Acquired	Cost or Other Basis	Prior Years' Depreciation	Computation Method	Rate / Life (# of years)	Current Year's Depreciation Expense	Net Investment Income	Adjusted Net Income	Cost of Goods Sold Not Included
ARMLESS CHAIRS COMPCCLASSR	2007-05-11	363	224	SL	5 0000000000000	73	0		
ARMLESS CHAIRS COMPCCLASSR	2007-05-11	363	224	SL	5 0000000000000	73	0		
ARMLESS CHAIRS COMPCCLASSR	2007-05-11	363	224	SL	5 0000000000000	73	0		
ARMLESS CHAIRS COMPCCLASSR	2007-05-11	363	224	SL	5 0000000000000	73	0		
ARMLESS CHAIRS COMPCCLASSR	2007-05-11	363	224	SL	5 0000000000000	73	0		
ARMLESS CHAIRS COMPCCLASSR	2007-05-11	363	224	SL	5 0000000000000	73	0		
ARMLESS CHAIRS COMPCCLASSR	2007-05-11	363	224	SL	5 0000000000000	73	0		
ARMLESS CHAIRS COMPCCLASSR	2007-05-11	363	224	SL	5 0000000000000	73	0		
CHAIR AM MID BACK RECP	2007-05-11	874	539	SL	5 0000000000000	175	0		
CHAIR AM MID BACK NANCY	2007-05-11	873	538	SL	5 0000000000000	175	0		
RECT TABLE 60X24 COMPCLAS	2007-05-11	1,472	454	SL	10 0000000000000	147	0		
RECT TABLE 60X24 COMPCLAS	2007-05-11	1,472	454	SL	10 0000000000000	147	0		
MS PROJECT SERVER 2003	2006-10-17	1,389	995	SL	5 0000000000000	278	0		
STAND WITH CASTORS PROMET	2007-05-23	480	288	SL	5 0000000000000	96	0		
ORANGE CHAIRS FOR KIDS	2007-05-23	3,400	2,040	SL	5 0000000000000	680	0		
STAGE	2007-05-11	7,179	2,214	SL	10 0000000000000	718	0		
LATERAL 5 HIGH (13 @ 852	2007-05-11	11,923	3,676	SL	10 0000000000000	1,192	0		
CHAIR RECEPTION	2007-05-11	732	451	SL	5 0000000000000	146	0		
CHAIR RECEPTION	2007-05-11	732	451	SL	5 0000000000000	146	0		
CHAIR MEETING ROOM	2007-05-11	503	310	SL	5 0000000000000	101	0		

TY 2010 Depreciation Schedule

Description of Property	Date Acquired	Cost or Other Basis	Prior Years' Depreciation	Computation Method	Rate / Life (# of years)	Current Year's Depreciation Expense	Net Investment Income	Adjusted Net Income	Cost of Goods Sold Not Included
CHAIR MEETING ROOM	2007-05-11	503	310	SL	5 0000000000000	101	0		
CHAIR MEETING ROOM	2007-05-11	503	310	SL	5 0000000000000	101	0		
CHAIR MEETING ROOM	2007-05-11	503	310	SL	5 0000000000000	101	0		
200 UPHOLSTERED CHAIR	2007-05-11	10,400	6,413	SL	5 0000000000000	2,080	0		
10 CHAIR TRUCK HAND TRUCK	2007-05-11	1,800	555	SL	10 0000000000000	180	0		
ASA 5520-CISCO AIP BUNDLE	2007-04-16	29,995	18,497	SL	5 0000000000000	5,999	0		
CISCO AP1510 INTR KIT BUN	2007-04-16	5,229	3,225	SL	5 0000000000000	1,046	0		
ACTIV BOARD	2007-02-27	4,874	3,168	SL	5 0000000000000	975	0		
TV & DVD-GELI	2007-05-18	1,952	1,171	SL	5 0000000000000	390	0		
TV & DVD-GELI	2007-05-18	1,952	1,171	SL	5 0000000000000	390	0		
LAND	1970-06-30	2,375		NC	0 %	0	0		
LAND	1970-06-30	2,375		NC	0 %	0	0		
LAND 306 8TH AVE	2006-07-25	55,450		NC	0 %	0	0		
LAND GELI HOUSE	2007-05-01	9,000		NC	0 %	0	0		
RACKMOUNT	2007-06-18	728	424	SL	5 0000000000000	146	0		
WINDOW DRAPERIES	2007-06-25	1,512	882	SL	5 0000000000000	302	0		
SOLAR SHADES	2007-06-25	890	519	SL	5 0000000000000	178	0		
WINDOW TREATMENTS	2007-06-25	531	310	SL	5 0000000000000	106	0		
BARRACUDA FIREWALL SYSTEM	2007-07-02	760	444	SL	5 0000000000000	152	0		
DRY CABINET	2007-07-18	426	241	SL	5 0000000000000	85	0		

TY 2010 Depreciation Schedule

Description of Property	Date Acquired	Cost or Other Basis	Prior Years' Depreciation	Computation Method	Rate / Life (# of years)	Current Year's Depreciation Expense	Net Investment Income	Adjusted Net Income	Cost of Goods Sold Not Included
COMPUTER HARDWARE/SOFTWARE INSTALLATION	2007-07-18	2,240	1,269	SL	5 0000000000000	448	0		
BUILDING ADDITIONS	2008-11-20	11,802	454	SL	39 0000000000000	303	0		
8TH SOUTH HOUSE - SERENA COLEMAN'S LAND	2009-04-03	1,000		L	0 %	0	0		
STORAGE UNITS	2008-06-01	158,920	8,117	SL	30 0000000000000	5,297	0		
LAND	2010-07-30	8,000		L	0 %	0	0		
LAND BASIS (LAND 3)	2007-06-30	4,535		NC	0 %	0	0		
LAND BASIS (LAND 4)	2007-06-30	4,535		NC	0 %	0	0		
LAND HUD FOR MCFERRIN CLOSING	2007-08-27	40,293		NC	0 %	0	0		
FENCE	2007-11-08	9,586	1,651	SL	15 0000000000000	639	0		

TY 2010 Legal Fees Schedule

Name: GILMORE SANITARIUM INC GILMORE FOUNDATION INC

EIN: 64-0331636

Category	Amount	Net Investment Income	Adjusted Net Income	Disbursements for Charitable Purposes
LEGAL FEES	16,741	3,348		13,393

TY 2010 Other Assets Schedule

Name: GILMORE SANITARIUM INC GILMORE FOUNDATION INC

EIN: 64-0331636

Description	Beginning of Year - Book Value	End of Year - Book Value	End of Year - Fair Market Value
METER DEPOSITS	85	85	
DEFERRED COMP ASSETTS	13,400	13,641	

TY 2010 Other Decreases Schedule

Name: GILMORE SANITARIUM INC GILMORE FOUNDATION INC

EIN: 64-0331636

Description	Amount
PRIOR PERIOD ADJUSTMENT	22,236

TY 2010 Other Expenses Schedule

Name: GILMORE SANITARIUM INC GILMORE FOUNDATION INC

EIN: 64-0331636

Description	Revenue and Expenses per Books	Net Invest ment Income	Adjusted Net Income	Disbursements for Charitable Purposes
BANKS CHARGE	133	27		106
REPAIRS	54,823	0		54,823
EQUIPMENT RENTAL	1,338	0		1,338
DUES	225	0		225
SUPPLIES	11,172	2,234		8,938
TELEPHONE	5,551	1,110		4,441
POSTAGE AND SHIPPING	1,656	331		1,325
SOFTWARE EXPENSE	2,082	0		2,082
INSURANCE	7,088	0		7,088
INSURANCE	26,053	0		26,053
PROMOTION AND ADVERTISING	14,202	0		14,202
AUTO EXPENSE	5,269	0		5,269
BOOKS/REFERENCES	3,976	0		3,976
EVENT EXPENSE	4,260	852		3,408
DISASTER RELIEF	13,541	0		13,541
SMALL EQUIPMENT	11,846	0		11,846

TY 2010 Other Income Schedule

Name: GILMORE SANITARIUM INC GILMORE FOUNDATION INC

EIN: 64-0331636

Description	Revenue And Expenses Per Books	Net Invest ment Income	Adjusted Net Income
FROM K1	69,091	69,091	69,091
LITIGATION RECOVERY REVENUE	303,348		303,348

TY 2010 Other Increases Schedule

Name: GILMORE SANITARIUM INC GILMORE FOUNDATION INC

EIN: 64-0331636

Description	Amount
UNREALIZED GAIN/LOSS	1,733,670
PRIOR PERIOD ADJUSTMENT	8,471

TY 2010 Other Liabilities Schedule

Name: GILMORE SANITARIUM INC GILMORE FOUNDATION INC

EIN: 64-0331636

Description	Beginning of Year - Book Value	End of Year - Book Value
DEFERRED COMP LIABILITY	13,400	13,641
DIVISION OF MEDICAID	159,132	39,783

TY 2010 Other Professional Fees Schedule

Name: GILMORE SANITARIUM INC GILMORE FOUNDATION INC

EIN: 64-0331636

Category	Amount	Net Investment Income	Adjusted Net Income	Disbursements for Charitable Purposes
PROFESSIONAL FEES	195,782	195,782		0

TY 2010 Taxes Schedule**Name:** GILMORE SANITARIUM INC GILMORE FOUNDATION INC**EIN:** 64-0331636

Category	Amount	Net Investment Income	Adjusted Net Income	Disbursements for Charitable Purposes
PAYROLL TAXES	11,984	1,558		10,426
PAYROLL EXPENSE	132	28		104
OTHER	702	140		562