



See a Social Security Number? Say Something!  
Report Privacy Problems to <https://public.resource.org/privacy>  
Or call the IRS Identity Theft Hotline at 1-800-908-4490



**Return of Private Foundation**  
 or Section 4947(a)(1) Nonexempt Charitable Trust  
 Treated as a Private Foundation

**2010**

Note. The foundation may be able to use a copy of this return to satisfy state reporting requirements

For calendar year 2010, or tax year beginning 04/01, 2010, and ending 03/31, 2011

G Check all that apply.  Initial return  Initial return of a former public charity  Final return  
 Amended return  Address change  Name change

Name of foundation **BARRIE A. AND DEEDEE WIGMORE FOUNDATION** A Employer identification number **13-2967487**

Number and street (or P O box number if mail is not delivered to street address) Room/suite B Telephone number (see page 10 of the instructions)  
**C/O BCRS ASSOCIATES, LLC** **9TH FL** **(212) 440-0800**  
**77 WATER STREET**

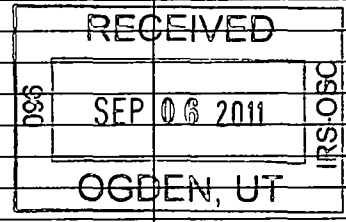
City or town, state, and ZIP code C If exemption application is pending, check here   
**NEW YORK, NY 10005** D 1 Foreign organizations, check here   
 2 Foreign organizations meeting the 85% test, check here and attach computation

H Check type of organization  Section 501(c)(3) exempt private foundation  
 Section 4947(a)(1) nonexempt charitable trust  Other taxable private foundation

I Fair market value of all assets at end of year (from Part II, col (c), line 16)  Accounting method  Cash  Accrual  
**10,451,252.**  Other (specify) \_\_\_\_\_  
 (Part I, column (d) must be on cash basis)

**Part I Analysis of Revenue and Expenses** (The total of amounts in columns (b), (c), and (d) may not necessarily equal the amounts in column (a) (see page 11 of the instructions))

|                                                                                     | (a) Revenue and expenses per books | (b) Net investment income | (c) Adjusted net income | (d) Disbursements for charitable purposes (cash basis only) |
|-------------------------------------------------------------------------------------|------------------------------------|---------------------------|-------------------------|-------------------------------------------------------------|
| 1 Contributions, gifts, grants, etc., received (attach schedule)                    | 0.                                 |                           |                         |                                                             |
| 2 Check <input type="checkbox"/> if the foundation is not required to attach Sch. B |                                    |                           |                         |                                                             |
| 3 Interest on savings and temporary cash investments                                | 9.                                 | 9.                        | 0.                      | ATCH 1                                                      |
| 4 Dividends and interest from securities                                            | 269,056.                           | 269,056.                  | 0.                      | ATCH 2                                                      |
| 5a Gross rents                                                                      |                                    |                           |                         |                                                             |
| b Net rental income or (loss)                                                       |                                    |                           |                         |                                                             |
| 6a Net gain or (loss) from sale of assets not on line 10                            | 313,189.                           |                           |                         |                                                             |
| b Gross sales price for all assets on line 6a                                       | 3,006,540.                         |                           |                         |                                                             |
| 7 Capital gain net income (from Part IV, line 2)                                    |                                    | 313,189.                  |                         |                                                             |
| 8 Net short-term capital gain                                                       |                                    |                           |                         |                                                             |
| 9 Income modifications                                                              |                                    |                           |                         |                                                             |
| 10a Gross sales less returns and allowances                                         |                                    |                           |                         |                                                             |
| b Less Cost of goods sold                                                           |                                    |                           |                         |                                                             |
| c Gross profit or (loss) (attach schedule)                                          |                                    |                           |                         |                                                             |
| 11 Other income (attach schedule)                                                   |                                    |                           |                         |                                                             |
| 12 Total. Add lines 1 through 11                                                    | 582,254.                           | 582,254.                  | 0.                      |                                                             |
| 13 Compensation of officers, directors, trustees, etc.                              | 0.                                 |                           |                         |                                                             |
| 14 Other employee salaries and wages                                                |                                    |                           |                         |                                                             |
| 15 Pension plans, employee benefits                                                 |                                    |                           |                         |                                                             |
| 16a Legal fees (attach schedule)                                                    |                                    |                           |                         |                                                             |
| b Accounting fees (attach schedule) ATCH 3                                          | 4,500.                             | 2,250.                    | 0.                      | 2,250.                                                      |
| c Other professional fees (attach schedule)                                         |                                    |                           |                         |                                                             |
| 17 Interest                                                                         |                                    |                           |                         |                                                             |
| 18 Taxes (attach schedule) (see page 14 of the instructions)                        | 4,000.                             | 0.                        | 0.                      | 0.                                                          |
| 19 Depreciation (attach schedule) and depletion                                     |                                    |                           |                         |                                                             |
| 20 Occupancy                                                                        |                                    |                           |                         |                                                             |
| 21 Travel, conferences, and meetings                                                |                                    |                           |                         |                                                             |
| 22 Printing and publications                                                        |                                    |                           |                         |                                                             |
| 23 Other expenses (attach schedule) ATCH 5                                          | 91,076.                            | 90,641.                   | 0.                      | 435.                                                        |
| 24 Total operating and administrative expenses. Add lines 13 through 23             | 99,576.                            | 92,891.                   | 0.                      | 2,685.                                                      |
| 25 Contributions, gifts, grants paid                                                | 704,273.                           |                           |                         | 704,273.                                                    |
| 26 Total expenses and disbursements. Add lines 24 and 25                            | 803,849.                           | 92,891.                   | 0.                      | 706,958.                                                    |
| 27 Subtract line 26 from line 12                                                    |                                    |                           |                         |                                                             |
| a Excess of revenue over expenses and disbursements                                 | -221,595.                          |                           |                         |                                                             |
| b Net investment income (if negative, enter -0-)                                    |                                    | 489,363.                  |                         |                                                             |
| c Adjusted net income (if negative, enter -0-)                                      |                                    |                           | 0.                      |                                                             |



Revenue  
Operating and Administrative Expenses 7 2011

| Part II Balance Sheets      |                                                                                                                                  | Attached schedules and amounts in the description column should be for end-of-year amounts only (See instructions)                     |                | Beginning of year     | End of year |  |
|-----------------------------|----------------------------------------------------------------------------------------------------------------------------------|----------------------------------------------------------------------------------------------------------------------------------------|----------------|-----------------------|-------------|--|
|                             |                                                                                                                                  | (a) Book Value                                                                                                                         | (b) Book Value | (c) Fair Market Value |             |  |
| Assets                      | 1                                                                                                                                | Cash - non-interest-bearing                                                                                                            | 4,708.         | 0.                    | 0.          |  |
|                             | 2                                                                                                                                | Savings and temporary cash investments                                                                                                 | 22,531.        | 63,293.               | 63,293.     |  |
|                             | 3                                                                                                                                | Accounts receivable                                                                                                                    |                |                       |             |  |
|                             |                                                                                                                                  | Less: allowance for doubtful accounts                                                                                                  |                |                       |             |  |
|                             | 4                                                                                                                                | Pledges receivable                                                                                                                     |                |                       |             |  |
|                             |                                                                                                                                  | Less: allowance for doubtful accounts                                                                                                  |                |                       |             |  |
|                             | 5                                                                                                                                | Grants receivable                                                                                                                      |                |                       |             |  |
|                             | 6                                                                                                                                | Receivables due from officers, directors, trustees, and other disqualified persons (attach schedule) (see page 15 of the instructions) |                |                       |             |  |
|                             | 7                                                                                                                                | Other notes and loans receivable (attach schedule)                                                                                     |                |                       |             |  |
|                             |                                                                                                                                  | Less: allowance for doubtful accounts                                                                                                  |                |                       |             |  |
|                             | 8                                                                                                                                | Inventories for sale or use                                                                                                            |                |                       |             |  |
|                             | 9                                                                                                                                | Prepaid expenses and deferred charges                                                                                                  |                |                       |             |  |
|                             | 10 a                                                                                                                             | Investments - U S and state government obligations (attach schedule)                                                                   |                |                       |             |  |
|                             | b                                                                                                                                | Investments - corporate stock (attach schedule) <b>ATCH 6</b>                                                                          | 6,131,694.     | 5,870,735.            | 6,849,281.  |  |
|                             | c                                                                                                                                | Investments - corporate bonds (attach schedule)                                                                                        |                |                       |             |  |
|                             | 11                                                                                                                               | Investments - land, buildings, and equipment basis                                                                                     |                |                       |             |  |
|                             | Less: accumulated depreciation (attach schedule)                                                                                 |                                                                                                                                        |                |                       |             |  |
| 12                          | Investments - mortgage loans                                                                                                     |                                                                                                                                        |                |                       |             |  |
| 13                          | Investments - other (attach schedule)                                                                                            |                                                                                                                                        |                |                       |             |  |
| 14                          | Land, buildings, and equipment basis                                                                                             |                                                                                                                                        |                |                       |             |  |
|                             | Less: accumulated depreciation (attach schedule)                                                                                 |                                                                                                                                        |                |                       |             |  |
| 15                          | Other assets (describe <b>ATCH 7</b> )                                                                                           | 2,935,819.                                                                                                                             | 2,939,129.     | 3,538,678.            |             |  |
| 16                          | <b>Total assets</b> (to be completed by all filers - see the instructions Also, see page 1, item I)                              | 9,094,752.                                                                                                                             | 8,873,157.     | 10,451,252.           |             |  |
| Liabilities                 | 17                                                                                                                               | Accounts payable and accrued expenses                                                                                                  |                |                       |             |  |
|                             | 18                                                                                                                               | Grants payable                                                                                                                         |                |                       |             |  |
|                             | 19                                                                                                                               | Deferred revenue                                                                                                                       |                |                       |             |  |
|                             | 20                                                                                                                               | Loans from officers, directors, trustees, and other disqualified persons                                                               |                |                       |             |  |
|                             | 21                                                                                                                               | Mortgages and other notes payable (attach schedule)                                                                                    |                |                       |             |  |
|                             | 22                                                                                                                               | Other liabilities (describe)                                                                                                           |                |                       |             |  |
| 23                          | <b>Total liabilities</b> (add lines 17 through 22)                                                                               | 0.                                                                                                                                     | 0.             |                       |             |  |
| Net Assets or Fund Balances | <b>Foundations that follow SFAS 117, check here</b> <input type="checkbox"/>                                                     |                                                                                                                                        |                |                       |             |  |
|                             | and complete lines 24 through 26 and lines 30 and 31.                                                                            |                                                                                                                                        |                |                       |             |  |
|                             | 24                                                                                                                               | Unrestricted                                                                                                                           |                |                       |             |  |
|                             | 25                                                                                                                               | Temporarily restricted                                                                                                                 |                |                       |             |  |
|                             | 26                                                                                                                               | Permanently restricted                                                                                                                 |                |                       |             |  |
|                             | <b>Foundations that do not follow SFAS 117, check here and complete lines 27 through 31.</b> <input checked="" type="checkbox"/> |                                                                                                                                        |                |                       |             |  |
|                             | 27                                                                                                                               | Capital stock, trust principal, or current funds                                                                                       | 9,094,752.     | 8,873,157.            |             |  |
|                             | 28                                                                                                                               | Paid-in or capital surplus, or land, bldg, and equipment fund                                                                          | 0.             | 0.                    |             |  |
| 29                          | Retained earnings, accumulated income, endowment, or other funds                                                                 | 0.                                                                                                                                     | 0.             |                       |             |  |
| 30                          | <b>Total net assets or fund balances</b> (see page 17 of the instructions)                                                       | 9,094,752.                                                                                                                             | 8,873,157.     |                       |             |  |
| 31                          | <b>Total liabilities and net assets/fund balances</b> (see page 17 of the instructions)                                          | 9,094,752.                                                                                                                             | 8,873,157.     |                       |             |  |

**Part III Analysis of Changes in Net Assets or Fund Balances**

|   |                                                                                                                                                            |   |            |
|---|------------------------------------------------------------------------------------------------------------------------------------------------------------|---|------------|
| 1 | Total net assets or fund balances at beginning of year - Part II, column (a), line 30 (must agree with end-of-year figure reported on prior year's return) | 1 | 9,094,752. |
| 2 | Enter amount from Part I, line 27a                                                                                                                         | 2 | -221,595.  |
| 3 | Other increases not included in line 2 (itemize)                                                                                                           | 3 |            |
| 4 | Add lines 1, 2, and 3                                                                                                                                      | 4 | 8,873,157. |
| 5 | Decreases not included in line 2 (itemize)                                                                                                                 | 5 |            |
| 6 | <b>Total net assets or fund balances at end of year</b> (line 4 minus line 5) - Part II, column (b), line 30                                               | 6 | 8,873,157. |

**Part IV Capital Gains and Losses for Tax on Investment Income**

| (a) List and describe the kind(s) of property sold (e.g., real estate, 2-story brick warehouse, or common stock, 200 shs MLC Co)                                                                                         |                                            | (b) How acquired<br>P-Purchase<br>D-Donation                                      | (c) Date acquired<br>(mo., day, yr)                                                          | (d) Date sold<br>(mo., day, yr) |
|--------------------------------------------------------------------------------------------------------------------------------------------------------------------------------------------------------------------------|--------------------------------------------|-----------------------------------------------------------------------------------|----------------------------------------------------------------------------------------------|---------------------------------|
| 1a SEE PART IV SCHEDULE                                                                                                                                                                                                  |                                            |                                                                                   |                                                                                              |                                 |
| b                                                                                                                                                                                                                        |                                            |                                                                                   |                                                                                              |                                 |
| c                                                                                                                                                                                                                        |                                            |                                                                                   |                                                                                              |                                 |
| d                                                                                                                                                                                                                        |                                            |                                                                                   |                                                                                              |                                 |
| e                                                                                                                                                                                                                        |                                            |                                                                                   |                                                                                              |                                 |
| (e) Gross sales price                                                                                                                                                                                                    | (f) Depreciation allowed<br>(or allowable) | (g) Cost or other basis<br>plus expense of sale                                   | (h) Gain or (loss)<br>(e) plus (f) minus (g)                                                 |                                 |
| a                                                                                                                                                                                                                        |                                            |                                                                                   |                                                                                              |                                 |
| b                                                                                                                                                                                                                        |                                            |                                                                                   |                                                                                              |                                 |
| c                                                                                                                                                                                                                        |                                            |                                                                                   |                                                                                              |                                 |
| d                                                                                                                                                                                                                        |                                            |                                                                                   |                                                                                              |                                 |
| e                                                                                                                                                                                                                        |                                            |                                                                                   |                                                                                              |                                 |
| Complete only for assets showing gain in column (h) and owned by the foundation on 12/31/69                                                                                                                              |                                            |                                                                                   | (l) Gains (Col (h) gain minus<br>col (k), but not less than -0-) or<br>Losses (from col (h)) |                                 |
| (i) F M V as of 12/31/69                                                                                                                                                                                                 | (j) Adjusted basis<br>as of 12/31/69       | (k) Excess of col (i)<br>over col (j), if any                                     |                                                                                              |                                 |
| a                                                                                                                                                                                                                        |                                            |                                                                                   |                                                                                              |                                 |
| b                                                                                                                                                                                                                        |                                            |                                                                                   |                                                                                              |                                 |
| c                                                                                                                                                                                                                        |                                            |                                                                                   |                                                                                              |                                 |
| d                                                                                                                                                                                                                        |                                            |                                                                                   |                                                                                              |                                 |
| e                                                                                                                                                                                                                        |                                            |                                                                                   |                                                                                              |                                 |
| 2 Capital gain net income or (net capital loss)                                                                                                                                                                          |                                            | { If gain, also enter in Part I, line 7<br>If (loss), enter -0- in Part I, line 7 | 2                                                                                            | 313,189.                        |
| 3 Net short-term capital gain or (loss) as defined in sections 1222(5) and (6)<br>If gain, also enter in Part I, line 8, column (c) (see pages 13 and 17 of the instructions)<br>If (loss), enter -0- in Part I, line 8. |                                            |                                                                                   | }                                                                                            | 3                               |

**Part V Qualification Under Section 4940(e) for Reduced Tax on Net Investment Income**

(For optional use by domestic private foundations subject to the section 4940(a) tax on net investment income)

If section 4940(d)(2) applies, leave this part blank

Was the foundation liable for the section 4942 tax on the distributable amount of any year in the base period?  Yes  No  
 If "Yes," the foundation does not qualify under section 4940(e) Do not complete this part

| (a)<br>Base period years<br>Calendar year (or tax year beginning in)                                                                                                                                                          | (b)<br>Adjusted qualifying distributions | (c)<br>Net value of noncharitable-use assets | (d)<br>Distribution ratio<br>(col (b) divided by col (c)) |
|-------------------------------------------------------------------------------------------------------------------------------------------------------------------------------------------------------------------------------|------------------------------------------|----------------------------------------------|-----------------------------------------------------------|
| 2009                                                                                                                                                                                                                          | 1,018,045.                               | 9,465,753.                                   | 0.107550                                                  |
| 2008                                                                                                                                                                                                                          | 650,946.                                 | 10,000,007.                                  | 0.065095                                                  |
| 2007                                                                                                                                                                                                                          | 852,612.                                 | 12,250,165.                                  | 0.069600                                                  |
| 2006                                                                                                                                                                                                                          | 209,413.                                 | 12,001,554.                                  | 0.017449                                                  |
| 2005                                                                                                                                                                                                                          | 308,550.                                 | 11,196,796.                                  | 0.027557                                                  |
| 2 Total of line 1, column (d)                                                                                                                                                                                                 |                                          |                                              | 2 0.287251                                                |
| 3 Average distribution ratio for the 5-year base period - divide the total on line 2 by 5, or by the number of years the foundation has been in existence if less than 5 years                                                |                                          |                                              | 3 0.057450                                                |
| 4 Enter the net value of noncharitable-use assets for 2010 from Part X, line 5                                                                                                                                                |                                          |                                              | 4 9,921,047.                                              |
| 5 Multiply line 4 by line 3                                                                                                                                                                                                   |                                          |                                              | 5 569,964.                                                |
| 6 Enter 1% of net investment income (1% of Part I, line 27b)                                                                                                                                                                  |                                          |                                              | 6 4,894.                                                  |
| 7 Add lines 5 and 6                                                                                                                                                                                                           |                                          |                                              | 7 574,858.                                                |
| 8 Enter qualifying distributions from Part XII, line 4<br>If line 8 is equal to or greater than line 7, check the box in Part VI, line 1b, and complete that part using a 1% tax rate See the Part VI instructions on page 18 |                                          |                                              | 8 706,958.                                                |

Part VI Excise Tax Based on Investment Income (Section 4940(a), 4940(b), 4940(e), or 4948 - see page 18 of the instructions)

Table with 11 rows and 2 columns. Rows include: 1a Exempt operating foundations, b Domestic foundations, 2 Tax under section 511, 3 Add lines 1 and 2, 4 Subtitle A (income) tax, 5 Tax based on investment income, 6 Credits/Payments (6a-6d), 7 Total credits and payments, 8 Enter any penalty, 9 Tax due, 10 Overpayment, 11 Enter the amount of line 10 to be credited to 2011 estimated tax.

Part VII-A Statements Regarding Activities

Table with 10 rows and 3 columns (1a-10, Yes, No). Rows include: 1a During the tax year, did the foundation attempt to influence any national, state, or local legislation... 1b Did it spend more than \$100 during the year... 1c Did the foundation file Form 1120-POL... 2 Has the foundation engaged in any activities that have not previously been reported to the IRS?... 3 Has the foundation made any changes, not previously reported to the IRS... 4a Did the foundation have unrelated business gross income of \$1,000 or more... 4b If "Yes," has it filed a tax return on Form 990-T... 5 Was there a liquidation, termination, dissolution, or substantial contraction... 6 Are the requirements of section 508(e)... 7 Did the foundation have at least \$5,000 in assets... 8a Enter the states to which the foundation reports... 8b If the answer is "Yes" to line 7... 9 Is the foundation claiming status as a private operating foundation... 10 Did any persons become substantial contributors during the tax year...

Part VII-A Statements Regarding Activities (continued)

11. At any time during the year, did the foundation, directly or indirectly, own a controlled entity within the meaning of section 512(b)(13)? If "Yes," attach schedule (see page 20 of the instructions) . . . . . 11 X
12. Did the foundation acquire a direct or indirect interest in any applicable insurance contract before August 17, 2008? . . . . . 12 X
13. Did the foundation comply with the public inspection requirements for its annual returns and exemption application? . . . . . 13 X
Website address N/A
14. The books are in care of BCRS ASSOCIATES, LLC Telephone no 212-440-0800
Located at 77 WATER STREET - 9TH FLOOR NEW YORK, NY ZIP + 4 10005
15. Section 4947(a)(1) nonexempt charitable trusts filing Form 990-PF in lieu of Form 1041 - Check here . . . . . 15
16. At any time during calendar year 2010, did the foundation have an interest in or a signature or other authority over a bank, securities, or other financial account in a foreign country? . . . . . 16 Yes No
See page 20 of the instructions for exceptions and filing requirements for Form TD F 90-22.1 If "Yes," enter the name of the foreign country

Part VII-B Statements Regarding Activities for Which Form 4720 May Be Required

File Form 4720 if any item is checked in the "Yes" column, unless an exception applies.

1a. During the year did the foundation (either directly or indirectly)
(1) Engage in the sale or exchange, or leasing of property with a disqualified person? . . . . . Yes X No
(2) Borrow money from, lend money to, or otherwise extend credit to (or accept it from) a disqualified person? . . . . . Yes X No
(3) Furnish goods, services, or facilities to (or accept them from) a disqualified person? . . . . . Yes X No
(4) Pay compensation to, or pay or reimburse the expenses of, a disqualified person? . . . . . Yes X No
(5) Transfer any income or assets to a disqualified person (or make any of either available for the benefit or use of a disqualified person)? . . . . . Yes X No
(6) Agree to pay money or property to a government official? (Exception. Check "No" if the foundation agreed to make a grant to or to employ the official for a period after termination of government service, if terminating within 90 days) . . . . . Yes X No
b. If any answer is "Yes" to 1a(1)-(6), did any of the acts fail to qualify under the exceptions described in Regulations section 53.4941(d)-3 or in a current notice regarding disaster assistance (see page 22 of the instructions)? . . . . . 1b N/A
Organizations relying on a current notice regarding disaster assistance check here . . . . .
c. Did the foundation engage in a prior year in any of the acts described in 1a, other than excepted acts, that were not corrected before the first day of the tax year beginning in 2010? . . . . . 1c N/A
2. Taxes on failure to distribute income (section 4942) (does not apply for years the foundation was a private operating foundation defined in section 4942(j)(3) or 4942(j)(5))
a. At the end of tax year 2010, did the foundation have any undistributed income (lines 6d and 6e, Part XIII) for tax year(s) beginning before 2010? . . . . . Yes X No
If "Yes," list the years
b. Are there any years listed in 2a for which the foundation is not applying the provisions of section 4942(a)(2) (relating to incorrect valuation of assets) to the year's undistributed income? (If applying section 4942(a)(2) to all years listed, answer "No" and attach statement - see page 22 of the instructions) . . . . . 2b N/A
c. If the provisions of section 4942(a)(2) are being applied to any of the years listed in 2a, list the years here
3a. Did the foundation hold more than a 2% direct or indirect interest in any business enterprise at any time during the year? . . . . . Yes X No
b. If "Yes," did it have excess business holdings in 2010 as a result of (1) any purchase by the foundation or disqualified persons after May 26, 1969, (2) the lapse of the 5-year period (or longer period approved by the Commissioner under section 4943(c)(7)) to dispose of holdings acquired by gift or bequest, or (3) the lapse of the 10-, 15-, or 20-year first phase holding period? (Use Schedule C, Form 4720, to determine if the foundation had excess business holdings in 2010) . . . . . 3b N/A
4a. Did the foundation invest during the year any amount in a manner that would jeopardize its charitable purposes? . . . . . 4a X
b. Did the foundation make any investment in a prior year (but after December 31, 1969) that could jeopardize its charitable purpose that had not been removed from jeopardy before the first day of the tax year beginning in 2010? . . . . . 4b X

**Part VII-B Statements Regarding Activities for Which Form 4720 May Be Required (continued)**

5a During the year did the foundation pay or incur any amount to:

(1) Carry on propaganda, or otherwise attempt to influence legislation (section 4945(e))?  Yes  No

(2) Influence the outcome of any specific public election (see section 4955); or to carry on, directly or indirectly, any voter registration drive?  Yes  No

(3) Provide a grant to an individual for travel, study, or other similar purposes?  Yes  No

(4) Provide a grant to an organization other than a charitable, etc., organization described in section 509(a)(1), (2), or (3), or section 4940(d)(2)? (see page 22 of the instructions)  Yes  No

(5) Provide for any purpose other than religious, charitable, scientific, literary, or educational purposes, or for the prevention of cruelty to children or animals?  Yes  No

b If any answer is "Yes" to 5a(1)-(5), did any of the transactions fail to qualify under the exceptions described in Regulations section 53.4945 or in a current notice regarding disaster assistance (see page 22 of the instructions)?  Yes  No  
 Organizations relying on a current notice regarding disaster assistance check here

c If the answer is "Yes" to question 5a(4), does the foundation claim exemption from the tax because it maintained expenditure responsibility for the grant?  Yes  No  
 If "Yes," attach the statement required by Regulations section 53.4945-5(d)

6a Did the foundation, during the year, receive any funds, directly or indirectly, to pay premiums on a personal benefit contract?  Yes  No

b Did the foundation, during the year, pay premiums, directly or indirectly, on a personal benefit contract?  Yes  No  
 If "Yes" to 6b, file Form 8870

7a At any time during the tax year, was the foundation a party to a prohibited tax shelter transaction?  Yes  No

b If "Yes," did the foundation receive any proceeds or have any net income attributable to the transaction?  Yes  No

**Part VIII Information About Officers, Directors, Trustees, Foundation Managers, Highly Paid Employees, and Contractors**

**1 List all officers, directors, trustees, foundation managers and their compensation (see page 22 of the instructions).**

| (a) Name and address | (b) Title, and average hours per week devoted to position | (c) Compensation (If not paid, enter -0-) | (d) Contributions to employee benefit plans and deferred compensation | (e) Expense account, other allowances |
|----------------------|-----------------------------------------------------------|-------------------------------------------|-----------------------------------------------------------------------|---------------------------------------|
| ATTACHMENT 8         |                                                           | 0.                                        | 0.                                                                    | 0.                                    |
|                      |                                                           |                                           |                                                                       |                                       |
|                      |                                                           |                                           |                                                                       |                                       |
|                      |                                                           |                                           |                                                                       |                                       |

**2 Compensation of five highest-paid employees (other than those included on line 1 - see page 23 of the instructions). If none, enter "NONE."**

| (a) Name and address of each employee paid more than \$50,000 | (b) Title, and average hours per week devoted to position | (c) Compensation | (d) Contributions to employee benefit plans and deferred compensation | (e) Expense account, other allowances |
|---------------------------------------------------------------|-----------------------------------------------------------|------------------|-----------------------------------------------------------------------|---------------------------------------|
| NONE                                                          |                                                           | 0.               | 0.                                                                    | 0.                                    |
|                                                               |                                                           |                  |                                                                       |                                       |
|                                                               |                                                           |                  |                                                                       |                                       |
|                                                               |                                                           |                  |                                                                       |                                       |

Total number of other employees paid over \$50,000

**Part VIII Information About Officers, Directors, Trustees, Foundation Managers, Highly Paid Employees, and Contractors (continued)**

**3 Five highest-paid independent contractors for professional services (see page 23 of the instructions). If none, enter "NONE."**

| (a) Name and address of each person paid more than \$50,000                        | (b) Type of service | (c) Compensation |
|------------------------------------------------------------------------------------|---------------------|------------------|
| NONE                                                                               | NONE                | 0.               |
|                                                                                    |                     |                  |
|                                                                                    |                     |                  |
|                                                                                    |                     |                  |
|                                                                                    |                     |                  |
|                                                                                    |                     |                  |
|                                                                                    |                     |                  |
| Total number of others receiving over \$50,000 for professional services . . . . . |                     | NONE             |

**Part IX-A Summary of Direct Charitable Activities**

List the foundation's four largest direct charitable activities during the tax year. Include relevant statistical information such as the number of organizations and other beneficiaries served, conferences convened, research papers produced, etc

|                                                                                                                                                                                                                   | Expenses |
|-------------------------------------------------------------------------------------------------------------------------------------------------------------------------------------------------------------------|----------|
| 1 PLEASE NOTE, THE FOUNDATION IS NOT INVOLVED IN ANY DIRECT CHARITABLE ACTIVITIES. ITS PRIMARY PURPOSE IS TO SUPPORT, BY CONTRIBUTIONS, OTHER ORGANIZATIONS EXEMPT UNDER INTERNAL REVENUE CODE SECTION 501(C)(3). | 0.       |
| 2 N/A                                                                                                                                                                                                             | 0.       |
| 3 N/A                                                                                                                                                                                                             | 0.       |
| 4 N/A                                                                                                                                                                                                             | 0.       |

**Part IX-B Summary of Program-Related Investments (see page 24 of the instructions)**

Describe the two largest program-related investments made by the foundation during the tax year on lines 1 and 2

|                                                                       | Amount |
|-----------------------------------------------------------------------|--------|
| 1 N/A                                                                 | 0.     |
| 2 N/A                                                                 | 0.     |
| All other program-related investments See page 24 of the instructions |        |
| 3 N/A                                                                 | 0.     |
| Total. Add lines 1 through 3 . . . . .                                | 0.     |



**Part X Minimum Investment Return** (All domestic foundations must complete this part. Foreign foundations, see page 24 of the instructions.)

|   |                                                                                                                         |    |             |
|---|-------------------------------------------------------------------------------------------------------------------------|----|-------------|
| 1 | Fair market value of assets not used (or held for use) directly in carrying out charitable, etc., purposes              |    |             |
| a | Average monthly fair market value of securities                                                                         | 1a | 6,810,769.  |
| b | Average of monthly cash balances                                                                                        | 1b | 3,291.      |
| c | Fair market value of all other assets (see page 25 of the instructions)                                                 | 1c | 3,258,069.  |
| d | <b>Total</b> (add lines 1a, b, and c)                                                                                   | 1d | 10,072,129. |
| e | Reduction claimed for blockage or other factors reported on lines 1a and 1c (attach detailed explanation)               | 1e |             |
| 2 | Acquisition indebtedness applicable to line 1 assets                                                                    | 2  | 0.          |
| 3 | Subtract line 2 from line 1d                                                                                            | 3  | 10,072,129. |
| 4 | Cash deemed held for charitable activities Enter 1 1/2% of line 3 (for greater amount, see page 25 of the instructions) | 4  | 151,082.    |
| 5 | <b>Net value of noncharitable-use assets.</b> Subtract line 4 from line 3 Enter here and on Part V, line 4              | 5  | 9,921,047.  |
| 6 | <b>Minimum investment return.</b> Enter 5% of line 5                                                                    | 6  | 496,052.    |

**Part XI Distributable Amount** (see page 25 of the instructions) (Section 4942(j)(3) and (j)(5) private operating foundations and certain foreign organizations check here  and do not complete this part)

|    |                                                                                                         |    |          |
|----|---------------------------------------------------------------------------------------------------------|----|----------|
| 1  | Minimum investment return from Part X, line 6                                                           | 1  | 496,052. |
| 2a | Tax on investment income for 2010 from Part VI, line 5                                                  | 2a | 4,894.   |
| b  | Income tax for 2010 (This does not include the tax from Part VI)                                        | 2b |          |
| c  | Add lines 2a and 2b                                                                                     | 2c | 4,894.   |
| 3  | Distributable amount before adjustments Subtract line 2c from line 1                                    | 3  | 491,158. |
| 4  | Recoveries of amounts treated as qualifying distributions                                               | 4  |          |
| 5  | Add lines 3 and 4                                                                                       | 5  | 491,158. |
| 6  | Deduction from distributable amount (see page 25 of the instructions)                                   | 6  |          |
| 7  | <b>Distributable amount as adjusted</b> Subtract line 6 from line 5 Enter here and on Part XIII, line 1 | 7  | 491,158. |

**Part XII Qualifying Distributions** (see page 25 of the instructions)

|   |                                                                                                                                                                    |    |          |
|---|--------------------------------------------------------------------------------------------------------------------------------------------------------------------|----|----------|
| 1 | Amounts paid (including administrative expenses) to accomplish charitable, etc., purposes                                                                          |    |          |
| a | Expenses, contributions, gifts, etc - total from Part I, column (d), line 26                                                                                       | 1a | 706,958. |
| b | Program-related investments - total from Part IX-B                                                                                                                 | 1b | 0.       |
| 2 | Amounts paid to acquire assets used (or held for use) directly in carrying out charitable, etc., purposes                                                          | 2  | 0.       |
| 3 | Amounts set aside for specific charitable projects that satisfy the                                                                                                |    |          |
| a | Suitability test (prior IRS approval required)                                                                                                                     | 3a | 0.       |
| b | Cash distribution test (attach the required schedule)                                                                                                              | 3b | 0.       |
| 4 | <b>Qualifying distributions.</b> Add lines 1a through 3b Enter here and on Part V, line 8, and Part XIII, line 4                                                   | 4  | 706,958. |
| 5 | Foundations that qualify under section 4940(e) for the reduced rate of tax on net investment income Enter 1% of Part I, line 27b (see page 26 of the instructions) | 5  | 4,894.   |
| 6 | <b>Adjusted qualifying distributions.</b> Subtract line 5 from line 4                                                                                              | 6  | 702,064. |

**Note:** The amount on line 6 will be used in Part V, column (b), in subsequent years when calculating whether the foundation qualifies for the section 4940(e) reduction of tax in those years

**Part XIII Undistributed Income** (see page 26 of the instructions)

|                                                                                                                                                                                      | (a)<br>Corpus | (b)<br>Years prior to 2009 | (c)<br>2009 | (d)<br>2010 |
|--------------------------------------------------------------------------------------------------------------------------------------------------------------------------------------|---------------|----------------------------|-------------|-------------|
| 1 Distributable amount for 2010 from Part XI, line 7 . . . . .                                                                                                                       |               |                            |             | 491,158.    |
| 2 Undistributed income, if any, as of the end of 2010                                                                                                                                |               |                            |             |             |
| a Enter amount for 2009 only . . . . .                                                                                                                                               |               |                            | 0.          |             |
| b Total for prior years 20____, 20____, 20____                                                                                                                                       |               | 0.                         |             |             |
| 3 Excess distributions carryover, if any, to 2010                                                                                                                                    |               |                            |             |             |
| a From 2005 . . . . .                                                                                                                                                                | 0.            |                            |             |             |
| b From 2006 . . . . .                                                                                                                                                                | 691,260.      |                            |             |             |
| c From 2007 . . . . .                                                                                                                                                                | 125,600.      |                            |             |             |
| d From 2008 . . . . .                                                                                                                                                                | 157,820.      |                            |             |             |
| e From 2009 . . . . .                                                                                                                                                                | 549,943.      |                            |             |             |
| f Total of lines 3a through e . . . . .                                                                                                                                              | 1,524,623.    |                            |             |             |
| 4 Qualifying distributions for 2010 from Part XII, line 4 ▶ \$ 706,958.                                                                                                              |               |                            |             |             |
| a Applied to 2009, but not more than line 2a . . . . .                                                                                                                               |               |                            | 0.          |             |
| b Applied to undistributed income of prior years (Election required - see page 26 of the instructions) . . . . .                                                                     |               | 0.                         |             |             |
| c Treated as distributions out of corpus (Election required - see page 26 of the instructions) . . . . .                                                                             | 0.            |                            |             |             |
| d Applied to 2010 distributable amount . . . . .                                                                                                                                     |               |                            |             | 491,158.    |
| e Remaining amount distributed out of corpus . . . . .                                                                                                                               | 215,800.      |                            |             |             |
| 5 Excess distributions carryover applied to 2010 . . . . .<br>(If an amount appears in column (d), the same amount must be shown in column (a) )                                     | 0.            |                            |             | 0.          |
| 6 Enter the net total of each column as indicated below:                                                                                                                             |               |                            |             |             |
| a Corpus Add lines 3f, 4c, and 4e. Subtract line 5                                                                                                                                   | 1,740,423.    |                            |             |             |
| b Prior years' undistributed income Subtract line 4b from line 2b . . . . .                                                                                                          |               | 0.                         |             |             |
| c Enter the amount of prior years' undistributed income for which a notice of deficiency has been issued, or on which the section 4942(a) tax has been previously assessed . . . . . |               | 0.                         |             |             |
| d Subtract line 6c from line 6b Taxable amount - see page 27 of the instructions . . . . .                                                                                           |               | 0.                         |             |             |
| e Undistributed income for 2009 Subtract line 4a from line 2a Taxable amount - see page 27 of the instructions . . . . .                                                             |               |                            | 0.          |             |
| f Undistributed income for 2010 Subtract lines 4d and 5 from line 1 This amount must be distributed in 2011. . . . .                                                                 |               |                            |             | 0.          |
| 7 Amounts treated as distributions out of corpus to satisfy requirements imposed by section 170(b)(1)(F) or 4942(g)(3) (see page 27 of the instructions) . . . . .                   | 0.            |                            |             |             |
| 8 Excess distributions carryover from 2005 not applied on line 5 or line 7 (see page 27 of the instructions) . . . . .                                                               | 0.            |                            |             |             |
| 9 Excess distributions carryover to 2011. Subtract lines 7 and 8 from line 6a . . . . .                                                                                              | 1,740,423.    |                            |             |             |
| 10 Analysis of line 9                                                                                                                                                                |               |                            |             |             |
| a Excess from 2006 . . . . .                                                                                                                                                         | 691,260.      |                            |             |             |
| b Excess from 2007 . . . . .                                                                                                                                                         | 125,600.      |                            |             |             |
| c Excess from 2008 . . . . .                                                                                                                                                         | 157,820.      |                            |             |             |
| d Excess from 2009 . . . . .                                                                                                                                                         | 549,943.      |                            |             |             |
| e Excess from 2010 . . . . .                                                                                                                                                         | 215,800.      |                            |             |             |

Part XIV Private Operating Foundations (see page 27 of the instructions and Part VII-A, question 9) NOT APPLICABLE

1 a If the foundation has received a ruling or determination letter that it is a private operating foundation, and the ruling is effective for 2010, enter the date of the ruling

b Check box to indicate whether the foundation is a private operating foundation described in section 4942(j)(3) or 4942(j)(5)

Table with columns: Tax year (a) 2010, (b) 2009, (c) 2008, (d) 2007, (e) Total. Rows include: 2 a Adjusted net income, b 85% of line 2a, c Qualifying distributions from Part XII, d Amounts included in line 2c not used directly for active conduct, e Qualifying distributions made directly for active conduct, 3 Complete 3a, b, or c for the alternative test relied upon (Assets, Endowment, Support).

Part XV Supplementary Information (Complete this part only if the foundation had \$5,000 or more in assets at any time during the year - see page 28 of the instructions.)

1 Information Regarding Foundation Managers: a List any managers of the foundation who have contributed more than 2% of the total contributions received by the foundation before the close of any tax year (but only if they have contributed more than \$5,000) (See section 507(d)(2))

ATTACHMENT 9

b List any managers of the foundation who own 10% or more of the stock of a corporation (or an equally large portion of the ownership of a partnership or other entity) of which the foundation has a 10% or greater interest

NONE

2 Information Regarding Contribution, Grant, Gift, Loan, Scholarship, etc., Programs:

Check here [X] if the foundation only makes contributions to preselected charitable organizations and does not accept unsolicited requests for funds. If the foundation makes gifts, grants, etc (see page 28 of the instructions) to individuals or organizations under other conditions, complete items 2a, b, c, and d

a The name, address, and telephone number of the person to whom applications should be addressed

b The form in which applications should be submitted and information and materials they should include

c Any submission deadlines

d Any restrictions or limitations on awards, such as by geographical areas, charitable fields, kinds of institutions, or other factors

**Part XV** Supplementary Information (continued)

**3 Grants and Contributions Paid During the Year or Approved for Future Payment**

| Recipient<br>Name and address (home or business)   | If recipient is an individual,<br>show any relationship to<br>any foundation manager<br>or substantial contributor | Foundation<br>status of<br>recipient | Purpose of grant or<br>contribution | Amount   |
|----------------------------------------------------|--------------------------------------------------------------------------------------------------------------------|--------------------------------------|-------------------------------------|----------|
| a <i>Paid during the year</i><br>SEE LIST ATTACHED |                                                                                                                    |                                      |                                     | 704,273. |
| <b>Total</b> ..... ► <b>3a</b>                     |                                                                                                                    |                                      |                                     | 704,273. |
| b <i>Approved for future payment</i><br>NONE       |                                                                                                                    |                                      |                                     | 0.       |
| <b>Total</b> ..... ► <b>3b</b>                     |                                                                                                                    |                                      |                                     | 0.       |

Part XVI-A Analysis of Income-Producing Activities

Enter gross amounts unless otherwise indicated.

Table with 5 columns: (a) Business code, (b) Amount, (c) Exclusion code, (d) Amount, (e) Related or exempt function income. Rows include Program service revenue, Membership dues and assessments, Interest on savings and temporary cash investments, Dividends and interest from securities, Net rental income from real estate, Net rental income from personal property, Other investment income, Gain or (loss) from sales of assets other than inventory, Net income from special events, Gross profit from sales of inventory, Other revenue, Subtotal, and Total.

(See worksheet in line 13 instructions on page 29 to verify calculations)

Part XVI-B Relationship of Activities to the Accomplishment of Exempt Purposes

Table with 2 columns: Line No., Explain below how each activity for which income is reported in column (e) of Part XVI-A contributed importantly to the accomplishment of the foundation's exempt purposes (other than by providing funds for such purposes) (See page 29 of the instructions). Row 1 contains 'N/A'.

**Part XVII Information Regarding Transfers To and Transactions and Relationships With Noncharitable Exempt Organizations**

- 1 Did the organization directly or indirectly engage in any of the following with any other organization described in section 501(c) of the Code (other than section 501(c)(3) organizations) or in section 527, relating to political organizations?
- |                                                                                      | Yes | No |
|--------------------------------------------------------------------------------------|-----|----|
| a Transfers from the reporting foundation to a noncharitable exempt organization of: |     |    |
| (1) Cash                                                                             |     | X  |
| (2) Other assets                                                                     |     | X  |
| b Other transactions                                                                 |     |    |
| (1) Sales of assets to a noncharitable exempt organization                           |     | X  |
| (2) Purchases of assets from a noncharitable exempt organization                     |     | X  |
| (3) Rental of facilities, equipment, or other assets                                 |     | X  |
| (4) Reimbursement arrangements                                                       |     | X  |
| (5) Loans or loan guarantees                                                         |     | X  |
| (6) Performance of services or membership or fundraising solicitations               |     | X  |
| c Sharing of facilities, equipment, mailing lists, other assets, or paid employees   |     | X  |
| d If the answer to any of the above is "Yes," complete the following schedule        |     |    |
- Column (b) should always show the fair market value of the goods, other assets, or services given by the reporting foundation if the foundation received less than fair market value in any transaction or sharing arrangement, show in column (d) the value of the goods, other assets, or services received


| (a) Line no | (b) Amount involved | (c) Name of noncharitable exempt organization | (d) Description of transfers, transactions, and sharing arrangements |
|-------------|---------------------|-----------------------------------------------|----------------------------------------------------------------------|
|             |                     | N/A                                           |                                                                      |
|             |                     |                                               |                                                                      |
|             |                     |                                               |                                                                      |
|             |                     |                                               |                                                                      |
|             |                     |                                               |                                                                      |
|             |                     |                                               |                                                                      |
|             |                     |                                               |                                                                      |
|             |                     |                                               |                                                                      |
|             |                     |                                               |                                                                      |
|             |                     |                                               |                                                                      |
|             |                     |                                               |                                                                      |
|             |                     |                                               |                                                                      |
|             |                     |                                               |                                                                      |
|             |                     |                                               |                                                                      |
|             |                     |                                               |                                                                      |
|             |                     |                                               |                                                                      |
|             |                     |                                               |                                                                      |


2a Is the foundation directly or indirectly affiliated with, or related to, one or more tax-exempt organizations described in section 501(c) of the Code (other than section 501(c)(3)) or in section 527?  Yes  No

b If "Yes," complete the following schedule

| (a) Name of organization | (b) Type of organization | (c) Description of relationship |
|--------------------------|--------------------------|---------------------------------|
|                          | N/A                      |                                 |
|                          |                          |                                 |
|                          |                          |                                 |
|                          |                          |                                 |
|                          |                          |                                 |
|                          |                          |                                 |

Under penalties of perjury, I declare that I have examined this return, including accompanying schedules and statements, and to the best of my knowledge and belief it is true, correct, and complete. Declaration of preparer (other than taxpayer or fiduciary) is based on all information of which preparer has any knowledge

**Sign Here**  8/28/11 **TRUSTEE**

|                               |                                                                   |                                                                                                             |                 |                                                 |                   |
|-------------------------------|-------------------------------------------------------------------|-------------------------------------------------------------------------------------------------------------|-----------------|-------------------------------------------------|-------------------|
| <b>Paid Preparer Use Only</b> | Print/Type preparer's name<br>JOSEPH J. BULGER                    | Preparer's signature<br> | Date<br>8/22/11 | Check <input type="checkbox"/> if self-employed | PTIN<br>P01366942 |
|                               | Firm's name ▶ BCRS ASSOCIATES, LLC                                | Firm's EIN ▶ 13-4078147                                                                                     |                 |                                                 |                   |
|                               | Firm's address ▶ 77 WATER STREET, 9TH FLOOR<br>NEW YORK, NY 10005 | Phone no 212-440-0800                                                                                       |                 |                                                 |                   |

**FORM 990-PF - PART IV  
CAPITAL GAINS AND LOSSES FOR TAX ON INVESTMENT INCOME**

| Kind of Property                       |                                 | Description                                                             |                    |                          |                              | P or D | Date acquired          | Date sold  |
|----------------------------------------|---------------------------------|-------------------------------------------------------------------------|--------------------|--------------------------|------------------------------|--------|------------------------|------------|
| Gross sale price less expenses of sale | Depreciation allowed/ allowable | Cost or other basis                                                     | FMV as of 12/31/69 | Adj basis as of 12/31/69 | Excess of FMV over adj basis |        | Gain or (loss)         |            |
| 591,710.                               |                                 | COX COMMUNICATIONS INC<br>PROPERTY TYPE: SECURITIES<br>465,433.         |                    |                          |                              | P      | 12/12/2008<br>126,277. | 11/01/2010 |
| 470,000.                               |                                 | COMMONWEALTH EDISON COMPANY<br>PROPERTY TYPE: SECURITIES<br>470,000.    |                    |                          |                              | P      | 04/29/2008             | 08/15/2010 |
| 506,421.                               |                                 | UNION PACIFIC CORPORATION<br>PROPERTY TYPE: SECURITIES<br>502,641.      |                    |                          |                              | P      | 03/31/2008<br>3,780.   | 11/01/2010 |
| 500,000.                               |                                 | CLOROX COMPANY<br>PROPERTY TYPE: SECURITIES<br>500,000.                 |                    |                          |                              | P      | 04/01/2008             | 02/01/2011 |
| 192,600.                               |                                 | ARIZONA PUBLIC SERVICE COMPANY<br>PROPERTY TYPE: SECURITIES<br>150,647. |                    |                          |                              | P      | VAR<br>41,953.         | VAR        |
| 317,625.                               |                                 | ARIZONA PUBLIC SERVICE COMPANY<br>PROPERTY TYPE: SECURITIES<br>282,996. |                    |                          |                              | P      | VAR<br>34,629.         | VAR        |
| 374,500.                               |                                 | MICHIGAN CONSOLIDATED GAS COMPANY<br>380,922.                           |                    |                          |                              |        | VAR<br>-6,422.         | VAR        |
| 37,809.                                |                                 | INCOME THRU GS MEZZANINE 2006 O/S<br>PROPERTY TYPE: SECURITIES          |                    |                          |                              | P      | VAR<br>37,809.         | VAR        |
| 15,875.                                |                                 | INCOME THRU GS MEZZANINE 2006 O/S<br>1,690.                             |                    |                          |                              |        | VAR<br>14,185.         | VAR        |
|                                        |                                 | REMAINDER DIST FUNDS ON DISP OF TPG AXON<br>PROPERTY TYPE: SECURITIES   |                    |                          |                              | P      | VAR<br>60,978.         | VAR        |
| <b>TOTAL GAIN (LOSS) .....</b>         |                                 |                                                                         |                    |                          |                              |        | <u><u>313,189.</u></u> |            |

SUPPLEMENTARY STATEMENTS

PART: XV LINE: 2 SUPPLEMENTARY STATEMENTS

THE ORGANIZATION'S PRIMARY ACTIVITY IS TO SUPPORT BY CONTRIBUTIONS, OTHER ORGANIZATIONS QUALIFYING FOR EXEMPTION UNDER SECTION 501(C) (3) OF THE INTERNAL REVENUE CODE. THE TRUSTEES CHOOSE THSE ORGANIZATIONS BASED UPON THEIR KNOWLEDGE OF THE ORGANIZATION'S ACTIVITIES. NO CONTRIBUTIONS, GRANTS GIFTS LOANS OR SCHOLARSHIPS ARE MADE TO INDIVIDUALS. THE ORGANIZATION DOES NOT PRESENTLY RECEIVE APPLICATIONS OR CONDUCT PROGRAMS FOR DONATIONS IN ITS ACTIVITIES.



ATTACHMENT 1

FORM 990PF, PART I - INTEREST ON TEMPORARY CASH INVESTMENTS

| <u>DESCRIPTION</u>         | <u>REVENUE<br/>AND<br/>EXPENSES<br/>PER BOOKS</u> | <u>NET<br/>INVESTMENT<br/>INCOME</u> | <u>ADJUSTED<br/>NET<br/>INCOME</u> |
|----------------------------|---------------------------------------------------|--------------------------------------|------------------------------------|
| INTEREST ON CHECKING       | 3.                                                | 3.                                   | 0.                                 |
| INTEREST ON CREDIT BALANCE | 6.                                                | 6.                                   | 0.                                 |
| TOTAL                      | <u>9.</u>                                         | <u>9.</u>                            | <u>0.</u>                          |

ATTACHMENT 2

FORM 990PF, PART I - DIVIDENDS AND INTEREST FROM SECURITIES

| <u>DESCRIPTION</u>                       | <u>REVENUE<br/>AND<br/>EXPENSES<br/>PER BOOKS</u> | <u>NET<br/>INVESTMENT<br/>INCOME</u> | <u>ADJUSTED<br/>NET<br/>INCOME</u> |
|------------------------------------------|---------------------------------------------------|--------------------------------------|------------------------------------|
| DIVIDENDS                                | 72,233.                                           | 72,233.                              | 0.                                 |
| INTEREST ON BONDS                        | 150,182.                                          | 150,182.                             | 0.                                 |
| REGIMENT CAPITAL - DIVIDEND DISTRIBUTION | 33,714.                                           | 33,714.                              | 0.                                 |
| ACCRETION ON BONDS                       | 12,927.                                           | 12,927.                              | 0.                                 |
| TOTAL                                    | <u>269,056.</u>                                   | <u>269,056.</u>                      | <u>0.</u>                          |

ATTACHMENT 3

FORM 990PF, PART I - ACCOUNTING FEES

| <u>DESCRIPTION</u>   | <u>REVENUE AND EXPENSES PER BOOKS</u> | <u>NET INVESTMENT INCOME</u> | <u>ADJUSTED NET INCOME</u> | <u>CHARITABLE PURPOSES</u> |
|----------------------|---------------------------------------|------------------------------|----------------------------|----------------------------|
| BCRS ASSOCIATES, LLC | 4,500.                                | 2,250.                       | 0.                         | 2,250.                     |
| <b>TOTALS</b>        | <u>4,500.</u>                         | <u>2,250.</u>                | <u>0.</u>                  | <u>2,250.</u>              |

ATTACHMENT 4

FORM 990PF, PART I - TAXES

| <u>DESCRIPTION</u>                          | <u>REVENUE AND EXPENSES PER BOOKS</u> | <u>NET INVESTMENT INCOME</u> | <u>ADJUSTED NET INCOME</u> | <u>CHARITABLE PURPOSES</u> |
|---------------------------------------------|---------------------------------------|------------------------------|----------------------------|----------------------------|
| FEDERAL 4TH QTR TAX ESTIMATE FYE 03/31/2011 | 4,000.                                | 0.                           | 0.                         | 0.                         |
| TOTALS                                      | <u>4,000.</u>                         | <u>0.</u>                    | <u>0.</u>                  | <u>0.</u>                  |

ATTACHMENT 5

FORM 990PF, PART I - OTHER EXPENSES

| DESCRIPTION                            | REVENUE<br>AND<br>EXPENSES<br>PER BOOKS | NET<br>INVESTMENT<br>INCOME | ADJUSTED<br>NET<br>INCOME | CHARITABLE<br>PURPOSES |
|----------------------------------------|-----------------------------------------|-----------------------------|---------------------------|------------------------|
| NEW YORK STATE FILING FEE              | 250.                                    | 0.                          | 0.                        | 250.                   |
| PUBLIC NOTICE FEE                      | 125.                                    | 0.                          | 0.                        | 125.                   |
| BANK CHARGES                           | 60.                                     | 0.                          | 0.                        | 60.                    |
| FOREIGN TAX                            | 375.                                    | 375.                        | 0.                        | 0.                     |
| MGT FEES THRU GS MEZZANINE<br>2006 O/S | 31,208.                                 | 31,208.                     | 0.                        | 0.                     |
| AMORTIZATION ON BONDS                  | 59,058.                                 | 59,058.                     | 0.                        | 0.                     |
| <b>TOTALS</b>                          | <u>91,076.</u>                          | <u>90,641.</u>              | <u>0.</u>                 | <u>435.</u>            |

ATTACHMENT 6

FORM 990PF, PART II - CORPORATE STOCK

| <u>DESCRIPTION</u>         | <u>BEGINNING<br/>BOOK VALUE</u> | <u>ENDING<br/>BOOK VALUE</u> | <u>ENDING<br/>FMV</u> |
|----------------------------|---------------------------------|------------------------------|-----------------------|
| SEE ATTACHED LONG POSITION | 6,131,694.                      | 5,870,735.                   | 6,849,281.            |
| TOTALS                     | <u>6,131,694.</u>               | <u>5,870,735.</u>            | <u>6,849,281.</u>     |

ATTACHMENT 7

FORM 990PF, PART II - OTHER ASSETS

| <u>DESCRIPTION</u>                            | <u>BEGINNING<br/>BOOK VALUE</u> | <u>ENDING<br/>BOOK VALUE</u> | <u>ENDING<br/>FMV</u> |
|-----------------------------------------------|---------------------------------|------------------------------|-----------------------|
| GS MEZZANINE PARTNERS 2006,<br>OFFSHORE, L.P. | 307,485.                        | 310,795.                     | 304,468.              |
| WHALE ROCK FLAGSHIP FUND LTD                  | 1,000,000.                      | 1,000,000.                   | 1,476,654.            |
| REGIMENT CAPITAL LTD                          | 1,628,334.                      | 1,628,334.                   | 1,757,556.            |
| TOTALS                                        | <u>2,935,819.</u>               | <u>2,939,129.</u>            | <u>3,538,678.</u>     |

| NAME AND ADDRESS                                                                                   | TITLE AND AVERAGE HOURS PER WEEK DEVOTED TO POSITION | COMPENSATION | CONTRIBUTIONS TO EMPLOYEE BENEFIT PLANS | EXPENSE ACCT AND OTHER ALLOWANCES |
|----------------------------------------------------------------------------------------------------|------------------------------------------------------|--------------|-----------------------------------------|-----------------------------------|
| BARRIE A. WIGMORE<br>C/O BCBS ASSOCIATES, LLC<br>77 WATER STREET - 9TH FLOOR<br>NEW YORK, NY 10005 | TRUSTEE/PART-TIME                                    | 0.           | 0.                                      | 0.                                |
| DEEDEE WIGMORE<br>C/O BCBS ASSOCIATES, LLC<br>77 WATER STREET - 9TH FLOOR<br>NEW YORK, NY 10005    | TRUSTEE/PART-TIME                                    | 0.           | 0.                                      | 0.                                |
| DONALD LENZ<br>C/O BCBS ASSOCIATES, LLC<br>77 WATER STREET - 9TH FLOOR<br>NEW YORK, NY 10005       | TRUSTEE/PART-TIME                                    | 0.           | 0.                                      | 0.                                |
| GRAND TOTALS                                                                                       |                                                      | 0.           | 0.                                      | 0.                                |



FORM 990PF, PART XV - INFORMATION REGARDING FOUNDATION MANAGERS

BARRIE A. WIGMORE; C/O BCRS ASSOCIATES, LLC  
77 WATER STREET-9TH FLOOR; NY, NY 10005

**SCHEDULE D  
(Form 1041)**

**Capital Gains and Losses**

OMB No 1545-0092

**2010**

Department of the Treasury  
Internal Revenue Service

▶ **Attach to Form 1041, Form 5227, or Form 990-T. See the Instructions for Schedule D (Form 1041) (also for Form 5227 or Form 990-T, if applicable).**

Name of estate or trust

**BARRIE A. AND DEEDEE WIGMORE FOUNDATION**

Employer identification number

**13-2967487**

**Note: Form 5227 filers need to complete only Parts I and II**

**Part I Short-Term Capital Gains and Losses - Assets Held One Year or Less**

| (a) Description of property<br>(Example 100 shares 7% preferred of "Z" Co) | (b) Date acquired<br>(mo, day, yr) | (c) Date sold<br>(mo, day, yr) | (d) Sales price | (e) Cost or other basis<br>(see instructions) | (f) Gain or (loss) for<br>the entire year<br>Subtract (e) from (d) |
|----------------------------------------------------------------------------|------------------------------------|--------------------------------|-----------------|-----------------------------------------------|--------------------------------------------------------------------|
| <b>1a</b>                                                                  |                                    |                                |                 |                                               |                                                                    |
|                                                                            |                                    |                                |                 |                                               |                                                                    |
|                                                                            |                                    |                                |                 |                                               |                                                                    |
|                                                                            |                                    |                                |                 |                                               |                                                                    |
|                                                                            |                                    |                                |                 |                                               |                                                                    |

|                                                                                                                                                       |           |     |
|-------------------------------------------------------------------------------------------------------------------------------------------------------|-----------|-----|
| <b>b</b> Enter the short-term gain or (loss), if any, from Schedule D-1, line 1b . . . . .                                                            | <b>1b</b> |     |
| <b>2</b> Short-term capital gain or (loss) from Forms 4684, 6252, 6781, and 8824 . . . . .                                                            | <b>2</b>  |     |
| <b>3</b> Net short-term gain or (loss) from partnerships, S corporations, and other estates or trusts . . . . .                                       | <b>3</b>  |     |
| <b>4</b> Short-term capital loss carryover Enter the amount, if any, from line 9 of the 2009 Capital Loss Carryover Worksheet . . . . .               | <b>4</b>  | ( ) |
| <b>5</b> <b>Net short-term gain or (loss).</b> Combine lines 1a through 4 in column (f) Enter here and on line 13, column (3) on the back . . . . . ▶ | <b>5</b>  |     |

**Part II Long-Term Capital Gains and Losses - Assets Held More Than One Year**

| (a) Description of property<br>(Example 100 shares 7% preferred of "Z" Co) | (b) Date acquired<br>(mo, day, yr) | (c) Date sold<br>(mo, day, yr) | (d) Sales price | (e) Cost or other basis<br>(see instructions) | (f) Gain or (loss) for<br>the entire year<br>Subtract (e) from (d) |
|----------------------------------------------------------------------------|------------------------------------|--------------------------------|-----------------|-----------------------------------------------|--------------------------------------------------------------------|
| <b>6a</b>                                                                  |                                    |                                |                 |                                               |                                                                    |
|                                                                            |                                    |                                |                 |                                               |                                                                    |
|                                                                            |                                    |                                |                 |                                               |                                                                    |
|                                                                            |                                    |                                |                 |                                               |                                                                    |
|                                                                            |                                    |                                |                 |                                               |                                                                    |

|                                                                                                                                                         |           |          |
|---------------------------------------------------------------------------------------------------------------------------------------------------------|-----------|----------|
| <b>b</b> Enter the long-term gain or (loss), if any, from Schedule D-1, line 6b . . . . .                                                               | <b>6b</b> | 313,189. |
| <b>7</b> Long-term capital gain or (loss) from Forms 2439, 4684, 6252, 6781, and 8824 . . . . .                                                         | <b>7</b>  |          |
| <b>8</b> Net long-term gain or (loss) from partnerships, S corporations, and other estates or trusts . . . . .                                          | <b>8</b>  |          |
| <b>9</b> Capital gain distributions . . . . .                                                                                                           | <b>9</b>  |          |
| <b>10</b> Gain from Form 4797, Part I . . . . .                                                                                                         | <b>10</b> |          |
| <b>11</b> Long-term capital loss carryover Enter the amount, if any, from line 14 of the 2009 Capital Loss Carryover Worksheet . . . . .                | <b>11</b> | ( )      |
| <b>12</b> <b>Net long-term gain or (loss).</b> Combine lines 6a through 11 in column (f) Enter here and on line 14a, column (3) on the back . . . . . ▶ | <b>12</b> | 313,189. |

For Paperwork Reduction Act Notice, see the Instructions for Form 1041.

Schedule D (Form 1041) 2010

| <b>Part III Summary of Parts I and II</b>                          |                                                                     | (1) Beneficiaries' (see instr) | (2) Estate's or trust's | (3) Total |
|--------------------------------------------------------------------|---------------------------------------------------------------------|--------------------------------|-------------------------|-----------|
| <b>Caution: Read the instructions before completing this part.</b> |                                                                     |                                |                         |           |
| <b>13</b>                                                          | <b>Net short-term gain or (loss)</b> . . . . .                      | <b>13</b>                      |                         |           |
| <b>14</b>                                                          | <b>Net long-term gain or (loss):</b>                                |                                |                         |           |
| <b>a</b>                                                           | Total for year . . . . .                                            | <b>14a</b>                     |                         | 313,189.  |
| <b>b</b>                                                           | Unrecaptured section 1250 gain (see line 18 of the wrksh) . . . . . | <b>14b</b>                     |                         |           |
| <b>c</b>                                                           | 28% rate gain . . . . .                                             | <b>14c</b>                     |                         |           |
| <b>15</b>                                                          | <b>Total net gain or (loss).</b> Combine lines 13 and 14 . . . . .  | <b>15</b>                      |                         | 313,189.  |

**Note:** If line 15, column (3), is a net gain, enter the gain on Form 1041, line 4 (or Form 990-T, Part I, line 4a) If lines 14a and 15, column (2), are net gains, go to Part V, and do not complete Part IV If line 15, column (3), is a net loss, complete Part IV and the **Capital Loss Carryover Worksheet**, as necessary

| <b>Part IV Capital Loss Limitation</b> |                                                                                                                    | <b>16</b> |
|----------------------------------------|--------------------------------------------------------------------------------------------------------------------|-----------|
| <b>16</b>                              | Enter here and enter as a (loss) on Form 1041, line 4 (or Form 990-T, Part I, line 4c, if a trust), the smaller of | ( )       |
| <b>a</b>                               | The loss on line 15, column (3) or <b>b</b> \$3,000                                                                |           |

**Note:** If the loss on line 15, column (3), is more than \$3,000, or if Form 1041, page 1, line 22 (or Form 990-T, line 34), is a loss, complete the **Capital Loss Carryover Worksheet** on page 7 of the instructions to figure your capital loss carryover

**Part V Tax Computation Using Maximum Capital Gains Rates**

**Form 1041 filers.** Complete this part **only** if both lines 14a and 15 in column (2) are gains, or an amount is entered in Part I or Part II and there is an entry on Form 1041, line 2b(2), and Form 1041, line 22, is more than zero

**Caution:** Skip this part and complete the worksheet on page 8 of the instructions if

- Either line 14b, col (2) or line 14c, col (2) is more than zero, or
- Both Form 1041, line 2b(1), and Form 4952, line 4g are more than zero

**Form 990-T trusts.** Complete this part **only** if both lines 14a and 15 are gains, or qualified dividends are included in income in Part I of Form 990-T, and Form 990-T, line 34, is more than zero Skip this part and complete the worksheet on page 8 of the instructions if either line 14b, col (2) or line 14c, col. (2) is more than zero

|           |                                                                                                                                                                                                                                                         |           |  |  |
|-----------|---------------------------------------------------------------------------------------------------------------------------------------------------------------------------------------------------------------------------------------------------------|-----------|--|--|
| <b>17</b> | Enter taxable income from Form 1041, line 22 (or Form 990-T, line 34) . . . . .                                                                                                                                                                         | <b>17</b> |  |  |
| <b>18</b> | Enter the <b>smaller</b> of line 14a or 15 in column (2) but not less than zero . . . . .                                                                                                                                                               | <b>18</b> |  |  |
| <b>19</b> | Enter the estate's or trust's qualified dividends from Form 1041, line 2b(2) (or enter the qualified dividends included in income in Part I of Form 990-T) . . . . .                                                                                    | <b>19</b> |  |  |
| <b>20</b> | Add lines 18 and 19 . . . . .                                                                                                                                                                                                                           | <b>20</b> |  |  |
| <b>21</b> | If the estate or trust is filing Form 4952, enter the amount from line 4g, otherwise, enter -0- . . . . .                                                                                                                                               | <b>21</b> |  |  |
| <b>22</b> | Subtract line 21 from line 20 If zero or less, enter -0- . . . . .                                                                                                                                                                                      | <b>22</b> |  |  |
| <b>23</b> | Subtract line 22 from line 17 If zero or less, enter -0- . . . . .                                                                                                                                                                                      | <b>23</b> |  |  |
| <b>24</b> | Enter the <b>smaller</b> of the amount on line 17 or \$2,300 . . . . .                                                                                                                                                                                  | <b>24</b> |  |  |
| <b>25</b> | Is the amount on line 23 equal to or more than the amount on line 24?<br><input type="checkbox"/> <b>Yes.</b> Skip lines 25 and 26, go to line 27 and check the "No" box<br><input type="checkbox"/> <b>No.</b> Enter the amount from line 23 . . . . . | <b>25</b> |  |  |
| <b>26</b> | Subtract line 25 from line 24 . . . . .                                                                                                                                                                                                                 | <b>26</b> |  |  |
| <b>27</b> | Are the amounts on lines 22 and 26 the same?<br><input type="checkbox"/> <b>Yes.</b> Skip lines 27 thru 30; go to line 31 <input type="checkbox"/> <b>No.</b> Enter the smaller of line 17 or line 22 . . . . .                                         | <b>27</b> |  |  |
| <b>28</b> | Enter the amount from line 26 (If line 26 is blank, enter -0-) . . . . .                                                                                                                                                                                | <b>28</b> |  |  |
| <b>29</b> | Subtract line 28 from line 27 . . . . .                                                                                                                                                                                                                 | <b>29</b> |  |  |
| <b>30</b> | Multiply line 29 by 15% ( 15) . . . . .                                                                                                                                                                                                                 | <b>30</b> |  |  |
| <b>31</b> | Figure the tax on the amount on line 23 Use the 2010 Tax Rate Schedule for Estates and Trusts (see the Schedule G instructions in the instructions for Form 1041) . . . . .                                                                             | <b>31</b> |  |  |
| <b>32</b> | Add lines 30 and 31 . . . . .                                                                                                                                                                                                                           | <b>32</b> |  |  |
| <b>33</b> | Figure the tax on the amount on line 17 Use the 2010 Tax Rate Schedule for Estates and Trusts (see the Schedule G instructions in the instructions for Form 1041) . . . . .                                                                             | <b>33</b> |  |  |
| <b>34</b> | <b>Tax on all taxable income.</b> Enter the <b>smaller</b> of line 32 or line 33 here and on Form 1041, Schedule G, line 1a (or Form 990-T, line 36) . . . . .                                                                                          | <b>34</b> |  |  |

Name of estate or trust as shown on Form 1041 Do not enter name and employer identification number if shown on the other side  
**BARRIE A. AND DEEDEE WIGMORE FOUNDATION**

Employer identification number  
**13-2967487**

**Part II Long-Term Capital Gains and Losses - Assets Held More Than One Year**

| (a) Description of property (Example 100 sh 7% preferred of "Z" Co)                                | (b) Date acquired (mo., day, yr.) | (c) Date sold (mo., day, yr.) | (d) Sales price (see page 4 of the instructions) | (e) Cost or other basis (see page 4 of the instructions) | (f) Gain or (loss) Subtract (e) from (d) |
|----------------------------------------------------------------------------------------------------|-----------------------------------|-------------------------------|--------------------------------------------------|----------------------------------------------------------|------------------------------------------|
| 6a COX COMMUNICATIONS INC                                                                          | 12/12/2008                        | 11/01/2010                    | 591,710.                                         | 465,433.                                                 | 126,277.                                 |
| COMMONWEALTH EDISON COMPANY                                                                        | 04/29/2008                        | 08/15/2010                    | 470,000.                                         | 470,000.                                                 |                                          |
| UNION PACIFIC CORPORATION                                                                          | 03/31/2008                        | 11/01/2010                    | 506,421.                                         | 502,641.                                                 | 3,780.                                   |
| CLOROX COMPANY                                                                                     | 04/01/2008                        | 02/01/2011                    | 500,000.                                         | 500,000.                                                 |                                          |
| ARIZONA PUBLIC SERVICE COMPANY                                                                     |                                   |                               | 192,600.                                         | 150,647.                                                 | 41,953.                                  |
| ARIZONA PUBLIC SERVICE COMPANY                                                                     |                                   |                               | 317,625.                                         | 282,996.                                                 | 34,629.                                  |
| MICHIGAN CONSOLIDATED GAS COMPANY                                                                  |                                   |                               | 374,500.                                         | 380,922.                                                 | -6,422.                                  |
| INCOME THRU GS MEZZANINE 2006 O/S                                                                  |                                   |                               | 37,809.                                          |                                                          | 37,809.                                  |
| INCOME THRU GS MEZZANINE 2006 O/S                                                                  |                                   |                               | 15,875.                                          | 1,690.                                                   | 14,185.                                  |
| REMAINDER DIST FUNDS ON DISP OF TPG AXON PARTNERS                                                  |                                   |                               |                                                  |                                                          | 60,978.                                  |
|                                                                                                    |                                   |                               |                                                  |                                                          |                                          |
|                                                                                                    |                                   |                               |                                                  |                                                          |                                          |
|                                                                                                    |                                   |                               |                                                  |                                                          |                                          |
|                                                                                                    |                                   |                               |                                                  |                                                          |                                          |
|                                                                                                    |                                   |                               |                                                  |                                                          |                                          |
|                                                                                                    |                                   |                               |                                                  |                                                          |                                          |
|                                                                                                    |                                   |                               |                                                  |                                                          |                                          |
|                                                                                                    |                                   |                               |                                                  |                                                          |                                          |
|                                                                                                    |                                   |                               |                                                  |                                                          |                                          |
|                                                                                                    |                                   |                               |                                                  |                                                          |                                          |
|                                                                                                    |                                   |                               |                                                  |                                                          |                                          |
|                                                                                                    |                                   |                               |                                                  |                                                          |                                          |
|                                                                                                    |                                   |                               |                                                  |                                                          |                                          |
|                                                                                                    |                                   |                               |                                                  |                                                          |                                          |
|                                                                                                    |                                   |                               |                                                  |                                                          |                                          |
|                                                                                                    |                                   |                               |                                                  |                                                          |                                          |
|                                                                                                    |                                   |                               |                                                  |                                                          |                                          |
|                                                                                                    |                                   |                               |                                                  |                                                          |                                          |
|                                                                                                    |                                   |                               |                                                  |                                                          |                                          |
|                                                                                                    |                                   |                               |                                                  |                                                          |                                          |
|                                                                                                    |                                   |                               |                                                  |                                                          |                                          |
| <b>6b Total. Combine the amounts in column (f) Enter here and on Schedule D, line 6b . . . . .</b> |                                   |                               |                                                  |                                                          | <b>313,189.</b>                          |

BARRIE A. AND DEEDEE WIGMORE FOUNDATION  
 CHARITABLE CONTRIBUTIONS  
 FYE 3/31/2011  
 EIN: 13-2967487

| DATE      | CHECK # | CONTRIBUTION / CITY, STATE                                   | AMOUNT    |
|-----------|---------|--------------------------------------------------------------|-----------|
| 5/4/2010  | 1121    | CHILDREN'S MUSEUM OF THE EAST END<br>BRIDGEHAMPTON, NY       | 665.00    |
| 6/27/2010 | 1123    | BOY SCOUTS CAMP SCHOLARSHIP FUND<br>NEW YORK, NY             | 2,000.00  |
| 6/29/2010 | 1125    | SARANAC LAKE FREE LIBRARY<br>SARANAC LAKE, NY                | 5,000.00  |
| 7/6/2010  | 1124    | HISTORIC SARANAC LAKE<br>SARANAC LAKE, NY                    | 2,000 00  |
| 7/27/2010 | 1126    | SEARCH AND CARE<br>NEW YORK, NY                              | 5,000 00  |
| 7/28/2010 | 1122    | FRIENDS OF THE HIGH SCHOOL FOR THE ARTS<br>SAN FRANCISCO, CA | 1,000 00  |
| 7/28/2010 | 1128    | SARANAC LAKE FIGURE SKATING ACADEMY<br>SARANAC LAKE, NY      | 1,000.00  |
| 7/28/2010 | 1127    | ADIRONDACK CAROUSEL<br>SARANAC LAKE, NY                      | 2,000 00  |
| 8/12/2010 | 1129    | BOSTON GLOBAL BRIDGE INSTITUTE<br>BOSTON, MA                 | 10,000.00 |
| 8/26/2010 | 1130    | VISITING NURSE SERVICE OF NEW YORK<br>NEW YORK, NY           | 10,000.00 |
| 10/1/2010 | 1131    | ENVIRONMENTAL ADVOCATES OF NEW YORK<br>ALBANY, NY            | 1,000.00  |
| 10/6/2010 | 1134    | AUSABLE CLUB PRESERVATION FOUNDATION<br>ST. HUBERT'S, NY     | 2,000 00  |
| 10/7/2010 | 1133    | CUNNIFF DIXON FOUNDATION<br>ESSEX, CT                        | 5,000.00  |
| 11/1/2010 | 1132    | HISTORIC HUDSON<br>HUDSON, NY                                | 1,000.00  |
| 12/2/2010 | 1145    | METROPOLITAN MUSEUM<br>NEW YORK, NY                          | 99,518.00 |
| 12/3/2010 | 1146    | PENDRAGON<br>SARANAC LAKE, NY                                | 5,000.00  |
| 12/3/2010 | 1135    | ADIRONDACK MUSEUM<br>BLUE MOUNTAIN LAKE, NY                  | 10,000.00 |
| 12/6/2010 | 1138    | ADIRONDACK ARTS AND HEALING<br>RAQUETTE LAKE, NY             | 2,500 00  |
| 12/6/2010 | 1144    | METROPOLITAN MUSEUM<br>NEW TORK, NY                          | 10,000 00 |
| 12/7/2010 | 1141    | BIDE-A-WEE<br>NEW YORK, NY                                   | 5,000 00  |
| 12/9/2010 | 1139    | ADIRONDACK MUSEUM<br>BLUE MOUNTAIN LAKE, NY                  | 5,000 00  |
| 12/9/2010 | 1142    | THE SUNDANCE CENTER<br>SCOTTSDALE, AZ                        | 5,000.00  |

|            |      |                                                                   |            |
|------------|------|-------------------------------------------------------------------|------------|
| 1/9/2010   | 1148 | SARANAC LAKE CURE CENTER<br>SARANAC LAKE, NY                      | 5,000.00   |
| 12/1/2010  | GS   | SASKATCHEWAN FESTIVAL OF WORDS<br>MOOSE JAW, SK                   | 24,364.10  |
| 12/10/2010 | 1149 | SARANAC LAKE SENIOR CENTER<br>SARANAC LAKE, NY                    | 2,000.00   |
| 12/10/2010 | 1143 | ARTS GUILD OF OLD FORGE<br>OLD FORGE, NY                          | 1,000.00   |
| 12/13/2010 | 1153 | METROPOLITAN MUSEUM OF ART<br>NEW YORK, NY                        | 81,000.00  |
| 12/13/2010 | 1147 | TRI-LAKES HUMANE SOCIETY<br>SARANAC LAKE, NY                      | 35,000.00  |
| 12/14/2010 | 1157 | VILLAGE IMPROVEMENT SOCIETY<br>SARANAC LAKE, NY                   | 1,000.00   |
| 12/15/2010 | 1154 | SALVATION ARMY<br>NEW YORK, NY                                    | 10,000.00  |
| 12/16/2010 | 1156 | THE DOE FUND<br>NEW YORK, NY                                      | 1,000.00   |
| 12/24/2010 | 1152 | FRIENDS OF MT. PISGAH<br>SARANAC LAKE, NY                         | 5,000.00   |
| 12/28/2010 | 1158 | HIGH PEAKS HOSPICE<br>SARANAC LAKE, NY                            | 1,000.00   |
| 12/29/2010 | 1151 | ADIRONDACK NATURE CONSERVATORY<br>KEENE VALLEY, NY                | 1,000.00   |
| 12/30/2010 | 1140 | ADIRONDACK MEDICAL CENTER<br>KEENE VALLEY, NY                     | 5,000.00   |
| 1/13/2011  | GS   | CAMOSUN COLLEGE FOUNDATION<br>VICTORIA BC, CANADA                 | 2,031.69   |
| 1/14/2011  | 1150 | SARANAC LAKE VOLUNTEER FIRE DEPARTMENT<br>SARANAC LAKE, NY        | 5,000.00   |
| 1/19/2011  | 1160 | ADIRONDACK ACTION<br>KEENE VALLEY, NY                             | 1,000.00   |
| 1/20/2011  | GS   | MT SINAI HOSPITAL - RIGHT FROM THE START CAMPAIGN<br>NEW YORK, NY | 1,009.08   |
| 2/2/2011   | 1161 | HENRY STREET SETTLEMENT<br>NEW YORK, NY                           | 780.00     |
| 2/9/2011   | GS   | MATT COOK FOUNDATION<br>CANANDA                                   | 1,005.63   |
| 2/11/2011  | GS   | SALVATION ARMY CHURCH<br>NEW YORK, NY                             | 1,004.82   |
| 2/25/2011  | 1162 | HISTORIC SARANAC LAKE<br>SARANAC LAKE, NY                         | 5,000.00   |
| 3/2/2011   | GS   | SICK KIDS FOUNDATION<br>TORONTO ONTARIO, CANADA                   | 3,084.20   |
| 3/2/2011   | GS   | UNITARIAN CHURCH OF VANCOUVER<br>VANCOUVER, BC CANADA             | 1,030.82   |
| 3/21/2011  | GS   | WORCESTER COLLEGE DEVELOPMENT FUND<br>OXFORD, UK                  | 321,280.00 |

---

**704,273.34**



**WIGMORE BARRIE A & DEEDEE FDN**  
Holdings

Period Ended March 31, 2011

The alternative investment(s) described below may not be owned by the account holder(s) for this brokerage account. Instead, the investments may be owned by one of the account holders or a related party to the account holder(s)

**CASH, DEPOSITS & MONEY MARKET FUNDS**

|                                                              | Quantity      | Market Price | Market Value /<br>Accrued Income | Unit Cost | Adjusted Cost /<br>Original Cost | Unrealized<br>Gain (Loss) | Yield to Maturity /<br>Current Yield | Estimated<br>Annual Income |
|--------------------------------------------------------------|---------------|--------------|----------------------------------|-----------|----------------------------------|---------------------------|--------------------------------------|----------------------------|
| <b>DEPOSITS &amp; MONEY MARKET FUNDS</b>                     |               |              |                                  |           |                                  |                           |                                      |                            |
| <b>MONEY MARKET FUNDS</b>                                    |               |              |                                  |           |                                  |                           |                                      |                            |
| GS FINANCIAL SQUARE FEDERAL FUND - FST SHARES<br>Moody's Aaa | 1,165,550.180 | 1.0000       | 1,165,550.18                     | 1.0000    | 1,165,550.18                     | 0.00                      | 0.0100                               | 116.56                     |
| <b>TOTAL CASH, DEPOSITS &amp; MONEY MARKET FUNDS</b>         |               |              | <b>1,165,550.18</b>              |           | <b>1,165,550.18</b>              |                           |                                      | <b>116.56</b>              |

**FIXED INCOME**

|                                                                | Quantity /<br>Current Face | Market Price | Market Value /<br>Accrued Income | Unit Cost | Adjusted Cost /<br>Original Cost | Unrealized<br>Gain (Loss) | Yield to Maturity<br>In Percentage | Estimated<br>Annual Income |
|----------------------------------------------------------------|----------------------------|--------------|----------------------------------|-----------|----------------------------------|---------------------------|------------------------------------|----------------------------|
| <b>INVESTMENT GRADE FIXED INCOME</b>                           |                            |              |                                  |           |                                  |                           |                                    |                            |
| <b>CORPORATE BONDS</b>                                         |                            |              |                                  |           |                                  |                           |                                    |                            |
| UTILICORP UNITED INC 8.27% 11/15/2021 S&P 8BB /Moody's<br>Baa3 | 200,000.00                 | 112.9630     | 225,926.00                       | 86.2960   | 172,591.97                       | 53,334.03                 | 10.6834                            | 16,540.00                  |
|                                                                |                            |              | 6,248.44                         | 83.25     | 166,506.00                       | 59,420.00                 |                                    |                            |

**PUBLIC EQUITY**

|                                                       | Quantity  | Market Price | Market Value /<br>Accrued Income | Unit Cost | Cost Basis | Unrealized<br>Gain (Loss) | Dividend<br>Yield | Estimated<br>Annual Income |
|-------------------------------------------------------|-----------|--------------|----------------------------------|-----------|------------|---------------------------|-------------------|----------------------------|
| <b>US EQUITY</b>                                      |           |              |                                  |           |            |                           |                   |                            |
| <b>US STOCKS</b>                                      |           |              |                                  |           |            |                           |                   |                            |
| CISCO SYSTEMS, INC. CMN (CSCO)                        | 15,000.00 | 17.1500      | 257,250.00                       | 19.0866   | 286,299.60 | (29,049.60)               | 1.3994            | 3,600.00                   |
|                                                       |           |              | 900.00                           |           |            |                           |                   |                            |
| CME GROUP INC. CMN CLASS A (CME)                      | 502.00    | 301.5500     | 151,378.10                       | 265.6271  | 133,344.80 | 18,033.30                 | 1.8571            | 2,811.20                   |
| COMCAST CORPORATION CMN CLASS A NON VOTING<br>(CMCSK) | 29,500.00 | 23.2200      | 684,990.00                       | 17.9147   | 528,483.00 | 156,507.00                | 1.9380            | 13,275.00                  |
| EXXON MOBIL CORPORATION CMN (XOM)                     | 2,500.00  | 84.1300      | 210,325.00                       | 65.8140   | 164,535.00 | 45,790.00                 | 2.0920            | 4,400.00                   |
| GOLDMAN SACHS GROUP, INC.(THE CMN (GS)                | 2,500.00  | 158.6000     | 396,500.00                       | 147.3277  | 368,319.20 | 28,180.80                 | 0.8827            | 3,500.00                   |
| GOOGLE, INC. CMN CLASS A (GOOG)                       | 950.00    | 586.7600     | 557,422.00                       | 516.8023  | 490,962.18 | 66,459.82                 |                   |                            |
| MC DONALDS CORP CMN (MCD)                             | 4,400.00  | 76.0900      | 334,796.00                       | 72.2960   | 318,102.60 | 16,693.40                 | 3.2067            | 10,736.00                  |
| MEDTRONIC INC CMN (MDT)                               | 7,000.00  | 39.3500      | 275,450.00                       | 42.8784   | 300,149.10 | (24,699.10)               | 2.2872            | 6,300.00                   |
| NIKE CLASS-B CMN CLASS B (NKE)                        | 1,000.00  | 75.7000      | 75,700.00                        | 42.1700   | 42,170.00  | 33,530.00                 | 1.6380            | 1,240.00                   |
|                                                       |           |              | 310.00                           |           |            |                           |                   |                            |

in position 10/13



**Statement Detail**  
**WIGMORE BARRIE A & DEEDEE FDN**  
**Holdings (Continued)**

Period Ended March 31, 2011

**PUBLIC EQUITY (Continued)**

|                                                           | Quantity  | Market Price | Market Value /<br>Accrued Income | Unit Cost | Cost Basis                 | Unrealized<br>Gain (Loss) | Dividend<br>Yield | Estimated<br>Annual Income |
|-----------------------------------------------------------|-----------|--------------|----------------------------------|-----------|----------------------------|---------------------------|-------------------|----------------------------|
| <b>US EQUITY</b>                                          |           |              |                                  |           |                            |                           |                   |                            |
| <b>US STOCKS</b>                                          |           |              |                                  |           |                            |                           |                   |                            |
| OMNICOM GROUP CMN (OMC)                                   | 8,000.00  | 49.0600      | 392,480.00<br>2,000.00           | 42.9753   | 343,802.20                 | 48,677.80                 | 2.0383            | 8,000.00                   |
| PEPSICO INC CMN (PEP)                                     | 3,000.00  | 64.4100      | 193,230.00                       | 39.5100   | 118,530.00                 | 74,700.00                 | 2.9809            | 5,760.00                   |
| SYSCO CORPORATION CMN (SYY)                               | 5,000.00  | 27.7000      | 138,500.00<br>1,300.00           | 28.1632   | 140,816.00                 | (2,316.00)                | 3.7545            | 5,200.00                   |
| UNITED PARCEL SERVICE, INC. CLASS B COMMON STOCK<br>(UPS) | 6,000.00  | 74.3200      | 445,920.00                       | 67.6428   | 405,856.90                 | 40,063.10                 | 2.7987            | 12,480.00                  |
| WALGREEN CO. CMN (WAG)                                    | 14,000.00 | 40.1400      | 561,960.00                       | 34.6050   | 484,470.50                 | 77,489.50                 | 1.7439            | 9,800.00                   |
| <b>TOTAL US STOCKS</b>                                    |           |              | 4,675,901.10<br>4,510.00         |           | 4,125,841.08               | 550,060.02                | 2.1149            | 87,102.20                  |
| <b>NON-US EQUITY</b>                                      |           |              |                                  |           |                            |                           |                   |                            |
| <b>NON-US STOCKS</b>                                      |           |              |                                  |           |                            |                           |                   |                            |
| ACCENTURE PLC CMN (ACN)                                   | 6,400.00  | 54.9700      | 351,808.00                       | 28.5323   | 182,605.82                 | 169,201.18                | 1.6373            | 5,760.00                   |
| COCHLEAR LIMITED ORDINARY FULLY PAID (*COH)               | 5,000.00  | 86.0191      | 430,095.58                       | 46.0462   | 230,230.93                 | 199,864.75                | 2.5304            | 10,883.25                  |
| <b>TOTAL NON-US STOCKS</b>                                |           |              | 781,903.68<br>5,457,804.78       |           | 412,837.75<br>4,538,678.83 | 369,065.93<br>919,125.95  | 2.1286<br>2.1171  | 16,643.25<br>103,745.45    |
| <b>TOTAL PUBLIC EQUITY</b>                                |           |              | 4,510.00                         |           |                            |                           |                   |                            |

1001 Position 2 of 3





Statement Detail  
**WIGMORE BARRIE A & DEEDEE FDN**  
 Holdings (Continued)

Period Ended March 31, 2011

**ALTERNATIVE INVESTMENTS**

|                                         | Commitment | Total Contributions/ Distributions | Remaining Commitment <sup>14</sup> | Net Contributions/ (Distributions) Since Inception | Latest Cap Statement Value/ <sup>23</sup> Statement Date                      | Net Contributions/ (Distributions) Since Last Statement |                                                    | Economic Gain (Loss) <sup>12</sup>    |
|-----------------------------------------|------------|------------------------------------|------------------------------------|----------------------------------------------------|-------------------------------------------------------------------------------|---------------------------------------------------------|----------------------------------------------------|---------------------------------------|
|                                         |            |                                    |                                    |                                                    |                                                                               | Computed Market Value <sup>23</sup>                     | Estimated Annual Income                            |                                       |
| <b>PRIVATE EQUITY</b>                   |            |                                    |                                    |                                                    |                                                                               |                                                         |                                                    |                                       |
| GS MEZZANINE PARTNERS 2006, LP          | 500,000.00 | 374,999.00                         | 125,001.00                         | 290,009.00                                         | 321,944.00<br>Dec 31, 2010                                                    | 304,468.00                                              | (17,476.00)                                        | 14,459.00                             |
| Closing Date: Mar. 2006 <sup>1227</sup> |            | 84,990.00                          |                                    |                                                    |                                                                               |                                                         |                                                    |                                       |
| <b>TOTAL PORTFOLIO</b>                  |            |                                    |                                    |                                                    |                                                                               |                                                         |                                                    |                                       |
|                                         |            |                                    | Market Value<br>714,507.40         |                                                    | Adjusted Cost / <sup>6</sup><br>Original Cost<br>6,166,529.98<br>6,247,184.97 |                                                         | Unrealized Gain (Loss)<br>986,918.98<br>993,004.95 | Estimated Annual Income<br>120,402.01 |

(1.13) 11/2011

## Application for Extension of Time To File an Exempt Organization Return

OMB No 1545-1709

▶ File a separate application for each return.

- If you are filing for an **Automatic 3-Month Extension**, complete only Part I and check this box
  - If you are filing for an **Additional (Not Automatic) 3-Month Extension**, complete only Part II (on page 2 of this form).
- Do not complete Part II unless you have already been granted an automatic 3-month extension on a previously filed Form 8868.**

**Electronic filing (e-file).** You can electronically file Form 8868 if you need a 3-month automatic extension of time to file (6 months for a corporation required to file Form 990-T), or an additional (not automatic) 3-month extension of time. You can electronically file Form 8868 to request an extension of time to file any of the forms listed in Part I or Part II with the exception of Form 8870, Information Return for Transfers Associated With Certain Personal Benefit Contracts, which must be sent to the IRS in paper format (see instructions). For more details on the electronic filing of this form, visit [www.irs.gov/efile](http://www.irs.gov/efile) and click on *e-file for Charities & Nonprofits*.

**Part I Automatic 3-Month Extension of Time. Only submit original (no copies needed).**

A corporation required to file Form 990-T and requesting an automatic 6-month extension—check this box and complete Part I only

All other corporations (including 1120-C filers), partnerships, REMICs, and trusts must use Form 7004 to request an extension of time to file income tax returns.

|                                                              |                                                                                                                                        |                                                     |
|--------------------------------------------------------------|----------------------------------------------------------------------------------------------------------------------------------------|-----------------------------------------------------|
| <b>Type or print</b>                                         | Name of exempt organization<br><b>BARRIE A. AND DEEDEE WIGMORE FOUNDATION</b>                                                          | Employer identification number<br><b>13-2967487</b> |
| File by the due date for filing your return See instructions | Number, street, and room or suite no. If a P.O. box, see instructions.<br><b>c/o BCRS ASSOCIATES, LLC; 77 WATER STREET - 9TH FLOOR</b> |                                                     |
|                                                              | City, town or post office, state, and ZIP code. For a foreign address, see instructions.<br><b>NEW YORK, NY 10005</b>                  |                                                     |

Enter the Return code for the return that this application is for (file a separate application for each return) 04

| Application Is For                      | Return Code | Application Is For       | Return Code |
|-----------------------------------------|-------------|--------------------------|-------------|
| Form 990                                | 01          | Form 990-T (corporation) | 07          |
| Form 990-BL                             | 02          | Form 1041-A              | 08          |
| Form 990-EZ                             | 03          | Form 4720                | 09          |
| Form 990-PF                             | 04          | Form 5227                | 10          |
| Form 990-T (sec 401(a) or 408(a) trust) | 05          | Form 6069                | 11          |
| Form 990-T (trust other than above)     | 06          | Form 8870                | 12          |

• The books are in the care of ▶ BCRS ASSOCIATES, LLC

Telephone No. ▶ 212-440-0811 FAX No. ▶ N/A

- If the organization does not have an office or place of business in the United States, check this box
- If this is for a Group Return, enter the organization's four digit Group Exemption Number (GEN) \_\_\_\_\_ . If this is for the whole group, check this box  . If it is for part of the group, check this box  and attach a list with the names and EINs of all members the extension is for.

1 I request an automatic 3-month (6 months for a corporation required to file Form 990-T) extension of time until NOVEMBER 15, 20 11, to file the exempt organization return for the organization named above. The extension is for the organization's return for:

▶  calendar year 20 \_\_\_\_ or

▶  tax year beginning APRIL 1, 20 10, and ending MARCH 31, 20 11.

2 If the tax year entered in line 1 is for less than 12 months, check reason:  Initial return  Final return  Change in accounting period

|                                                                                                                                                                                        |    |    |          |
|----------------------------------------------------------------------------------------------------------------------------------------------------------------------------------------|----|----|----------|
| 3a If this application is for Form 990-BL, 990-PF, 990-T, 4720, or 6069, enter the tentative tax, less any nonrefundable credits. See instructions                                     | 3a | \$ | 5,970.00 |
| 3b If this application is for Form 990-PF, 990-T, 4720, or 6069, enter any refundable credits and estimated tax payments made. Include any prior year overpayment allowed as a credit. | 3b | \$ | 5,972.00 |
| 3c Balance due. Subtract line 3b from line 3a. Include your payment with this form, if required, by using EFTPS (Electronic Federal Tax Payment System). See instructions.             | 3c | \$ | 0.00     |

**Caution.** If you are going to make an electronic fund withdrawal with this Form 8868, see Form 8453-EO and Form 8879-EO for payment instructions.