



See a Social Security Number? Say Something!  
Report Privacy Problems to <https://public.resource.org/privacy>  
Or call the IRS Identity Theft Hotline at 1-800-908-4490



**Return of Private Foundation**  
or Section 4947(a)(1) Nonexempt Charitable Trust  
Treated as a Private Foundation

OMB No 1545-0052

**2010**

Note. The foundation may be able to use a copy of this return to satisfy state reporting requirements

For calendar year 2010, or tax year beginning 03/01, 2010, and ending 02/28, 2011

G Check all that apply: ☐ Initial return ☐ Initial return of a former public charity ☐ Final return  
☐ Amended return ☐ Address change ☐ Name change

Name of foundation **A Employer identification number**

COLEMAN A HUNTER - IRR TR CHARI 43-7015116

54-6219496

Number and street (or P O box number if mail is not delivered to street address) Room/suite **B Telephone number (see page 10 of the instructions)**

SUNTRUST BANK P.O. BOX 1908

City or town, state, and ZIP code **C If exemption application is pending, check here** ☐

ORLANDO, FL 32802-1908

**H Check type of organization:** ☒ Section 501(c)(3) exempt private foundation **D 1 Foreign organizations, check here** ☐

☐ Section 4947(a)(1) nonexempt charitable trust ☐ Other taxable private foundation **2 Foreign organizations meeting the 85% test, check here and attach computation** ☐

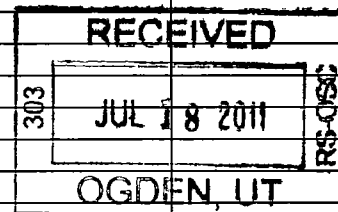
**I Fair market value of all assets at end of year (from Part II, col. (c), line 16) ▶ \$ 5,847,793.** **J Accounting method:** ☒ Cash ☐ Accrual **E If private foundation status was terminated under section 507(b)(1)(A), check here** ☐

**16) ▶ \$ 5,847,793.** **(Part I, column (d) must be on cash basis.)** **F If the foundation is in a 60-month termination under section 507(b)(1)(B), check here** ☐

**Part I Analysis of Revenue and Expenses** (The total of amounts in columns (b), (c), and (d) may not necessarily equal the amounts in column (a) (see page 11 of the instructions).)

	(a) Revenue and expenses per books	(b) Net investment income	(c) Adjusted net income	(d) Disbursements for charitable purposes (cash basis only)
--	------------------------------------	---------------------------	-------------------------	---

<b>1</b> Contributions, gifts, grants, etc., received (attach schedule)				
<b>2</b> Check <input checked="" type="checkbox"/> if the foundation is not required to attach Sch B				
<b>3</b> Interest on savings and temporary cash investments				
<b>4</b> Dividends and interest from securities	178,388.	178,618.		STMT 1
<b>5a</b> Gross rents				
<b>b</b> Net rental income or (loss)				
<b>6a</b> Net gain or (loss) from sale of assets not on line 10	536,613.			
<b>b</b> Gross sales price for all assets on line 6a	6,104,483.			
<b>7</b> Capital gain net income (from Part IV, line 2)		536,994.		
<b>8</b> Net short-term capital gain				
<b>9</b> Income modifications				
<b>10a</b> Gross sales less returns and allowances				
<b>b</b> Less Cost of goods sold				
<b>c</b> Gross profit or (loss) (attach schedule)				
<b>11</b> Other income (attach schedule)				
<b>12 Total.</b> Add lines 1 through 11	715,001.	715,612.		
<b>13</b> Compensation of officers, directors, trustees, etc.	32,292.	16,146.		16,146.
<b>14</b> Other employee salaries and wages				
<b>15</b> Pension plans, employee benefits				
<b>16a</b> Legal fees (attach schedule)				
<b>b</b> Accounting fees (attach schedule) STMT 2	1,000.	NONE	NONE	1,000.
<b>c</b> Other professional fees (attach schedule)				
<b>17</b> Interest				
<b>18</b> Taxes (attach schedule) (see page 14 of the instructions)	21,556.	1,426.		
<b>19</b> Depreciation (attach schedule) and depletion				
<b>20</b> Occupancy				
<b>21</b> Travel, conferences, and meetings				
<b>22</b> Printing and publications				
<b>23</b> Other expenses (attach schedule) STMT 4	2,771.			2,771.
<b>24 Total operating and administrative expenses.</b> Add lines 13 through 23	57,619.	17,572.	NONE	19,917.
<b>25</b> Contributions, gifts, grants paid	240,500.			240,500.
<b>26 Total expenses and disbursements.</b> Add lines 24 and 25	298,119.	17,572.	NONE	260,417.
<b>27 Subtract line 26 from line 12:</b>				
<b>a Excess of revenue over expenses and disbursements</b>	416,882.			
<b>b Net investment income</b> (if negative, enter -0-)		698,040.		
<b>c Adjusted net income</b> (if negative, enter -0-)				



ENVELOPE  
POSTMARK DATE JUL 14 2011

SCANNED JUL 25 2011

Part II Balance Sheets		Beginning of year (a) Book Value	End of year	
			(b) Book Value	(c) Fair Market Value
Assets	1 Cash - non-interest-bearing . . . . .			
	2 Savings and temporary cash investments . . . . .	36,643.	117,897.	117,897.
	3 Accounts receivable ▶ Less: allowance for doubtful accounts ▶			
	4 Pledges receivable ▶ Less: allowance for doubtful accounts ▶			
	5 Grants receivable . . . . .			
	6 Receivables due from officers, directors, trustees, and other disqualified persons (attach schedule) (see page 15 of the instructions)			
	7 Other notes and loans receivable (attach schedule) ▶ Less: allowance for doubtful accounts ▶			
	8 Inventories for sale or use . . . . .			
	9 Prepaid expenses and deferred charges . . . . .			
	10 a Investments - U S and state government obligations (attach schedule) . . . . .			
	b Investments - corporate stock (attach schedule) . . . . .			
	c Investments - corporate bonds (attach schedule) . . . . .			
	11 Investments - land, buildings, and equipment basis Less: accumulated depreciation (attach schedule) ▶			
	12 Investments - mortgage loans . . . . .			
	13 Investments - other (attach schedule) . . . . . STMT 5	4,784,465.	5,118,616.	5,729,896.
	14 Land, buildings, and equipment basis Less: accumulated depreciation (attach schedule) ▶			
	15 Other assets (describe ▶ )			
	16 Total assets (to be completed by all filers - see the instructions Also, see page 1, item I) . . . . .	4,821,108.	5,236,513.	5,847,793.
Liabilities	17 Accounts payable and accrued expenses . . . . .			
	18 Grants payable . . . . .			
	19 Deferred revenue . . . . .			
	20 Loans from officers, directors, trustees, and other disqualified persons . . . . .			
	21 Mortgages and other notes payable (attach schedule) . . . . .			
	22 Other liabilities (describe ▶ )			
	23 Total liabilities (add lines 17 through 22) . . . . .			
Net Assets or Fund Balances	Foundations that follow SFAS 117, check here ▶ <input type="checkbox"/>			
	24 Unrestricted . . . . .			
	25 Temporarily restricted . . . . .			
	26 Permanently restricted . . . . .			
	Foundations that do not follow SFAS 117, check here and complete lines 27 through 31. ▶ <input checked="" type="checkbox"/>			
	27 Capital stock, trust principal, or current funds . . . . .	4,821,108.	5,236,513.	
	28 Paid-in or capital surplus, or land, bldg, and equipment fund . . . . .			
	29 Retained earnings, accumulated income, endowment, or other funds . . . . .			
	30 Total net assets or fund balances (see page 17 of the instructions) . . . . .	4,821,108.	5,236,513.	
	31 Total liabilities and net assets/fund balances (see page 17 of the instructions) . . . . .	4,821,108.	5,236,513.	

## Part III Analysis of Changes in Net Assets or Fund Balances

1 Total net assets or fund balances at beginning of year - Part II, column (a), line 30 (must agree with end-of-year figure reported on prior year's return) . . . . .	1	4,821,108.
2 Enter amount from Part I, line 27a . . . . .	2	416,882.
3 Other increases not included in line 2 (itemize) ▶	3	
4 Add lines 1, 2, and 3 . . . . .	4	5,237,990.
5 Decreases not included in line 2 (itemize) ▶ SEE STATEMENT 6	5	1,477.
6 Total net assets or fund balances at end of year (line 4 minus line 5) - Part II, column (b), line 30 . . . . .	6	5,236,513.

Form 990-PF (2010)

**Part IV Capital Gains and Losses for Tax on Investment Income**

(a) List and describe the kind(s) of property sold (e.g., real estate, 2-story brick warehouse; or common stock, 200 shs. MLC Co.)			(b) How acquired P-Purchase D-Donation	(c) Date acquired (mo., day, yr.)	(d) Date sold (mo., day, yr.)
<b>1a SEE PART IV DETAIL</b>					
<b>b</b>					
<b>c</b>					
<b>d</b>					
<b>e</b>					
(e) Gross sales price	(f) Depreciation allowed (or allowable)	(g) Cost or other basis plus expense of sale	(h) Gain or (loss) (e) plus (f) minus (g)		
<b>a</b>					
<b>b</b>					
<b>c</b>					
<b>d</b>					
<b>e</b>					
Complete only for assets showing gain in column (h) and owned by the foundation on 12/31/69					
(i) F.M.V. as of 12/31/69	(j) Adjusted basis as of 12/31/69	(k) Excess of col. (i) over col. (j), if any	(l) Gains (Col. (h) gain minus col. (k), but not less than -0-) or Losses (from col. (h))		
<b>a</b>					
<b>b</b>					
<b>c</b>					
<b>d</b>					
<b>e</b>					
<b>2 Capital gain net income or (net capital loss)</b>			<b>2</b>	536,994.	
{ If gain, also enter in Part I, line 7 If (loss), enter -0- in Part I, line 7					
<b>3 Net short-term capital gain or (loss) as defined in sections 1222(5) and (6):</b>			<b>3</b>		
If gain, also enter in Part I, line 8, column (c) (see pages 13 and 17 of the instructions). If (loss), enter -0- in Part I, line 8.					

**Part V Qualification Under Section 4940(e) for Reduced Tax on Net Investment Income**

(For optional use by domestic private foundations subject to the section 4940(a) tax on net investment income.)

If section 4940(d)(2) applies, leave this part blank.

Was the foundation liable for the section 4942 tax on the distributable amount of any year in the base period?

☐ Yes ☒ No

If "Yes," the foundation does not qualify under section 4940(e). Do not complete this part.

**1 Enter the appropriate amount in each column for each year; see page 18 of the instructions before making any entries.**

(a) Base period years Calendar year (or tax year beginning in)	(b) Adjusted qualifying distributions	(c) Net value of noncharitable-use assets	(d) Distribution ratio (col. (b) divided by col. (c))
2009	277,270.	5,104,045.	0.05432358061
2008	274,030.	5,502,478.	0.04980119866
2007	407,047.	6,826,151.	0.05963052971
2006	399,282.	6,678,923.	0.05978239306
2005	334,912.	6,617,846.	0.05060740307
<b>2 Total of line 1, column (d)</b>			<b>2</b> 0.27414510511
<b>3 Average distribution ratio for the 5-year base period - divide the total on line 2 by 5, or by the number of years the foundation has been in existence if less than 5 years</b>			<b>3</b> 0.05482902102
<b>4 Enter the net value of noncharitable-use assets for 2010 from Part X, line 5</b>			<b>4</b> 5,517,147.
<b>5 Multiply line 4 by line 3</b>			<b>5</b> 302,500.
<b>6 Enter 1% of net investment income (1% of Part I, line 27b)</b>			<b>6</b> 6,980.
<b>7 Add lines 5 and 6</b>			<b>7</b> 309,480.
<b>8 Enter qualifying distributions from Part XII, line 4</b>			<b>8</b> 260,417.

If line 8 is equal to or greater than line 7, check the box in Part VI, line 1b, and complete that part using a 1% tax rate. See the Part VI instructions on page 18.

**Part VI Excise Tax Based on Investment Income (Section 4940(a), 4940(b), 4940(e), or 4948 - see page 18 of the instructions)**

1a Exempt operating foundations described in section 4940(d)(2), check here <input type="checkbox"/> and enter "N/A" on line 1. . . . .			
Date of ruling or determination letter: _____ (attach copy of ruling letter if necessary - see instructions)			
b Domestic foundations that meet the section 4940(e) requirements in Part V, check here <input type="checkbox"/> and enter 1% of Part I, line 27b. . . . .		1	13,961.
c All other domestic foundations enter 2% of line 27b. Exempt foreign organizations enter 4% of Part I, line 12, col (b). . . . .			
2 Tax under section 511 (domestic section 4947(a)(1) trusts and taxable foundations only Others enter -0-) . . . . .		2	
3 Add lines 1 and 2 . . . . .		3	13,961.
4 Subtitle A (income) tax (domestic section 4947(a)(1) trusts and taxable foundations only Others enter -0-) . . . . .		4	NONE
5 Tax based on investment income. Subtract line 4 from line 3. If zero or less, enter -0- . . . . .		5	13,961.
6 Credits/Payments:			
a 2010 estimated tax payments and 2009 overpayment credited to 2010 . . . . .	6a	15,705.	
b Exempt foreign organizations-tax withheld at source . . . . .	6b	NONE	
c Tax paid with application for extension of time to file (Form 8868) . . . . .	6c	NONE	
d Backup withholding erroneously withheld . . . . .	6d		
7 Total credits and payments. Add lines 6a through 6d . . . . .	7	15,705.	
8 Enter any penalty for underpayment of estimated tax. Check here <input type="checkbox"/> if Form 2220 is attached . . . . .	8		
9 Tax due. If the total of lines 5 and 8 is more than line 7, enter amount owed . . . . .	9		
10 Overpayment. If line 7 is more than the total of lines 5 and 8, enter the amount overpaid . . . . .	10	1,744.	
11 Enter the amount of line 10 to be Credited to 2011 estimated tax <input type="checkbox"/> 1,744. Refunded <input type="checkbox"/> . . . . .	11		

**Part VII-A Statements Regarding Activities**

	Yes	No
1a During the tax year, did the foundation attempt to influence any national, state, or local legislation or did it participate or intervene in any political campaign? . . . . .		X
b Did it spend more than \$100 during the year (either directly or indirectly) for political purposes (see page 19 of the instructions for definition)? . . . . .		X
If the answer is "Yes" to 1a or 1b, attach a detailed description of the activities and copies of any materials published or distributed by the foundation in connection with the activities.		
c Did the foundation file Form 1120-POL for this year? . . . . .		X
d Enter the amount (if any) of tax on political expenditures (section 4955) imposed during the year: (1) On the foundation <input type="checkbox"/> \$ _____ (2) On foundation managers <input type="checkbox"/> \$ _____		
e Enter the reimbursement (if any) paid by the foundation during the year for political expenditure tax imposed on foundation managers <input type="checkbox"/> \$ _____		
2 Has the foundation engaged in any activities that have not previously been reported to the IRS? . . . . .		X
If "Yes," attach a detailed description of the activities		
3 Has the foundation made any changes, not previously reported to the IRS, in its governing instrument, articles of incorporation, or bylaws, or other similar instruments? If "Yes," attach a conformed copy of the changes . . . . .		X
4a Did the foundation have unrelated business gross income of \$1,000 or more during the year? . . . . .		X
b If "Yes," has it filed a tax return on Form 990-T for this year? . . . . .		N/A
5 Was there a liquidation, termination, dissolution, or substantial contraction during the year? . . . . .		X
If "Yes," attach the statement required by General Instruction T		
6 Are the requirements of section 508(e) (relating to sections 4941 through 4945) satisfied either: • By language in the governing instrument, or • By state legislation that effectively amends the governing instrument so that no mandatory directions that conflict with the state law remain in the governing instrument? . . . . .	X	
7 Did the foundation have at least \$5,000 in assets at any time during the year? If "Yes," complete Part II, col (c), and Part XV . . . . .	X	
8a Enter the states to which the foundation reports or with which it is registered (see page 19 of the instructions) <input type="checkbox"/> STMT 7		
b If the answer is "Yes" to line 7, has the foundation furnished a copy of Form 990-PF to the Attorney General (or designate) of each state as required by General Instruction G? If "No," attach explanation . . . . .	X	
9 Is the foundation claiming status as a private operating foundation within the meaning of section 4942(j)(3) or 4942(j)(5) for calendar year 2010 or the taxable year beginning in 2010 (see instructions for Part XIV on page 27)? If "Yes," complete Part XIV . . . . .		X
10 Did any persons become substantial contributors during the tax year? If "Yes," attach a schedule listing their names and addresses . . . . .		X

Form 990-PF (2010)

**Part VII-A Statements Regarding Activities (continued)**

11	At any time during the year, did the foundation, directly or indirectly, own a controlled entity within the meaning of section 512(b)(13)? If "Yes," attach schedule (see page 20 of the instructions) . . . . .	11		X
12	Did the foundation acquire a direct or indirect interest in any applicable insurance contract before August 17, 2008? . . . . .	12		X
13	Did the foundation comply with the public inspection requirements for its annual returns and exemption application? . . . . . Website address <u>N/A</u>	13	X	
14	The books are in care of <u>SUNTRUST BANK</u> Telephone no <u>(804) 782-5189</u> Located at <u>919 E. MAIN STREET, RICHMOND, VA</u> ZIP + 4 <u>23229</u>			
15	Section 4947(a)(1) nonexempt charitable trusts filing Form 990-PF in lieu of Form 1041 - Check here . . . . . and enter the amount of tax-exempt interest received or accrued during the year . . . . . <u>15</u>			
16	At any time during calendar year 2010, did the foundation have an interest in or a signature or other authority over a bank, securities, or other financial account in a foreign country? . . . . . See page 20 of the instructions for exceptions and filing requirements for Form TD F 90-22.1. If "Yes," enter the name of the foreign country <u></u>	16	Yes	No X

**Part VII-B Statements Regarding Activities for Which Form 4720 May Be Required****File Form 4720 if any item is checked in the "Yes" column, unless an exception applies.**

	Yes	No
1a During the year did the foundation (either directly or indirectly):		
(1) Engage in the sale or exchange, or leasing of property with a disqualified person? . . . . . <input type="checkbox"/> Yes <input checked="" type="checkbox"/> No		
(2) Borrow money from, lend money to, or otherwise extend credit to (or accept it from) a disqualified person? . . . . . <input type="checkbox"/> Yes <input checked="" type="checkbox"/> No		
(3) Furnish goods, services, or facilities to (or accept them from) a disqualified person? . . . . . <input type="checkbox"/> Yes <input checked="" type="checkbox"/> No		
(4) Pay compensation to, or pay or reimburse the expenses of, a disqualified person? . . . . . <input checked="" type="checkbox"/> Yes <input type="checkbox"/> No		
(5) Transfer any income or assets to a disqualified person (or make any of either available for the benefit or use of a disqualified person)? . . . . . <input type="checkbox"/> Yes <input checked="" type="checkbox"/> No		
(6) Agree to pay money or property to a government official? (Exception. Check "No" if the foundation agreed to make a grant to or to employ the official for a period after termination of government service, if terminating within 90 days) . . . . . <input type="checkbox"/> Yes <input checked="" type="checkbox"/> No		
b If any answer is "Yes" to 1a(1)-(6), did any of the acts fail to qualify under the exceptions described in Regulations section 53.4941(d)-3 or in a current notice regarding disaster assistance (see page 22 of the instructions)? . . . . . <input type="checkbox"/> Yes <input checked="" type="checkbox"/> No	1b	X
Organizations relying on a current notice regarding disaster assistance check here . . . . . <input type="checkbox"/>		
c Did the foundation engage in a prior year in any of the acts described in 1a, other than excepted acts, that were not corrected before the first day of the tax year beginning in 2010? . . . . . <input type="checkbox"/> Yes <input checked="" type="checkbox"/> No	1c	X
2 Taxes on failure to distribute income (section 4942) (does not apply for years the foundation was a private operating foundation defined in section 4942(j)(3) or 4942(j)(5)):		
a At the end of tax year 2010, did the foundation have any undistributed income (lines 6d and 6e, Part XIII) for tax year(s) beginning before 2010? . . . . . <input type="checkbox"/> Yes <input checked="" type="checkbox"/> No If "Yes," list the years <u></u>		
b Are there any years listed in 2a for which the foundation is <b>not</b> applying the provisions of section 4942(a)(2) (relating to incorrect valuation of assets) to the year's undistributed income? (If applying section 4942(a)(2) to all years listed, answer "No" and attach statement - see page 22 of the instructions) . . . . . <input type="checkbox"/> Yes <input checked="" type="checkbox"/> No	2b	X
c If the provisions of section 4942(a)(2) are being applied to any of the years listed in 2a, list the years here. <u></u>		
3a Did the foundation hold more than a 2% direct or indirect interest in any business enterprise at any time during the year? . . . . . <input type="checkbox"/> Yes <input checked="" type="checkbox"/> No		
b If "Yes," did it have excess business holdings in 2010 as a result of (1) any purchase by the foundation or disqualified persons after May 26, 1969; (2) the lapse of the 5-year period (or longer period approved by the Commissioner under section 4943(c)(7)) to dispose of holdings acquired by gift or bequest; or (3) the lapse of the 10-, 15-, or 20-year first phase holding period? (Use Schedule C, Form 4720, to determine if the foundation had excess business holdings in 2010.) . . . . . <input type="checkbox"/> Yes <input checked="" type="checkbox"/> No	3b	X
4a Did the foundation invest during the year any amount in a manner that would jeopardize its charitable purposes? . . . . . <input type="checkbox"/> Yes <input checked="" type="checkbox"/> No	4a	X
b Did the foundation make any investment in a prior year (but after December 31, 1969) that could jeopardize its charitable purpose that had not been removed from jeopardy before the first day of the tax year beginning in 2010? . . . . . <input type="checkbox"/> Yes <input checked="" type="checkbox"/> No	4b	X

Form 990-PF (2010)

**Part VII-B Statements Regarding Activities for Which Form 4720 May Be Required (continued)**

- 5a** During the year did the foundation pay or incur any amount to:
- (1) Carry on propaganda, or otherwise attempt to influence legislation (section 4945(e))? ☐ Yes ☒ No
- (2) Influence the outcome of any specific public election (see section 4955); or to carry on, directly or indirectly, any voter registration drive? ☐ Yes ☒ No
- (3) Provide a grant to an individual for travel, study, or other similar purposes? ☐ Yes ☒ No
- (4) Provide a grant to an organization other than a charitable, etc., organization described in section 509(a)(1), (2), or (3), or section 4940(d)(2)? (see page 22 of the instructions) ☐ Yes ☒ No
- (5) Provide for any purpose other than religious, charitable, scientific, literary, or educational purposes, or for the prevention of cruelty to children or animals? ☐ Yes ☒ No
- b** If any answer is "Yes" to 5a(1)-(5), did any of the transactions fail to qualify under the exceptions described in Regulations section 53.4945 or in a current notice regarding disaster assistance (see page 22 of the instructions)? ☐ Yes ☒ No  
Organizations relying on a current notice regarding disaster assistance check here ☐
- c** If the answer is "Yes" to question 5a(4), does the foundation claim exemption from the tax because it maintained expenditure responsibility for the grant? ☒ Yes ☐ No  
If "Yes," attach the statement required by Regulations section 53.4945-5(d).
- 6a** Did the foundation, during the year, receive any funds, directly or indirectly, to pay premiums on a personal benefit contract? ☐ Yes ☒ No
- b** Did the foundation, during the year, pay premiums, directly or indirectly, on a personal benefit contract? ☐ Yes ☒ No  
If "Yes" to 6b, file Form 8870.
- 7a** At any time during the tax year, was the foundation a party to a prohibited tax shelter transaction? ☐ Yes ☒ No
- b** If "Yes," did the foundation receive any proceeds or have any net income attributable to the transaction? ☐ Yes ☒ No

5b

N/A

6b

X

7b

N/A

**Part VIII Information About Officers, Directors, Trustees, Foundation Managers, Highly Paid Employees, and Contractors****1 List all officers, directors, trustees, foundation managers and their compensation (see page 22 of the instructions).**

(a) Name and address	(b) Title, and average hours per week devoted to position	(c) Compensation (If not paid, enter -0-)	(d) Contributions to employee benefit plans and deferred compensation	(e) Expense account, other allowances
SEE STATEMENT 8		32,292.	-0-	-0-

**2 Compensation of five highest-paid employees (other than those included on line 1 - see page 23 of the instructions). If none, enter "NONE."**

(a) Name and address of each employee paid more than \$50,000	(b) Title, and average hours per week devoted to position	(c) Compensation	(d) Contributions to employee benefit plans and deferred compensation	(e) Expense account, other allowances
NONE		NONE	NONE	NONE

Total number of other employees paid over \$50,000 ☐ NONE

Form 990-PF (2010)

**Part VIII Information About Officers, Directors, Trustees, Foundation Managers, Highly Paid Employees, and Contractors** (continued)**3 Five highest-paid independent contractors for professional services** (see page 23 of the instructions). If none, enter "NONE."

(a) Name and address of each person paid more than \$50,000	(b) Type of service	(c) Compensation
NONE		NONE
Total number of others receiving over \$50,000 for professional services . . . . .		NONE

**Part IX-A Summary of Direct Charitable Activities**

List the foundation's four largest direct charitable activities during the tax year. Include relevant statistical information such as the number of organizations and other beneficiaries served, conferences convened, research papers produced, etc.

	Expenses
1 NONE	
2	
3	
4	

**Part IX-B Summary of Program-Related Investments** (see page 24 of the instructions)

Describe the two largest program-related investments made by the foundation during the tax year on lines 1 and 2

	Amount
1 NONE	
2	
All other program-related investments. See page 24 of the instructions.	
3 NONE	
Total. Add lines 1 through 3 . . . . .	

Form 990-PF (2010)



**Part X Minimum Investment Return** (All domestic foundations must complete this part. Foreign foundations, see page 24 of the instructions.)

<b>1</b>	Fair market value of assets not used (or held for use) directly in carrying out charitable, etc., purposes		
<b>a</b>	Average monthly fair market value of securities	<b>1a</b>	5,470,585.
<b>b</b>	Average of monthly cash balances	<b>1b</b>	130,579.
<b>c</b>	Fair market value of all other assets (see page 25 of the instructions)	<b>1c</b>	NONE
<b>d</b>	<b>Total</b> (add lines 1a, b, and c)	<b>1d</b>	5,601,164.
<b>e</b>	Reduction claimed for blockage or other factors reported on lines 1a and 1c (attach detailed explanation)	<b>1e</b>	
<b>2</b>	Acquisition indebtedness applicable to line 1 assets	<b>2</b>	NONE
<b>3</b>	Subtract line 2 from line 1d	<b>3</b>	5,601,164.
<b>4</b>	Cash deemed held for charitable activities. Enter 1 1/2% of line 3 (for greater amount, see page 25 of the instructions)	<b>4</b>	84,017.
<b>5</b>	<b>Net value of noncharitable-use assets.</b> Subtract line 4 from line 3. Enter here and on Part V, line 4	<b>5</b>	5,517,147.
<b>6</b>	<b>Minimum investment return.</b> Enter 5% of line 5	<b>6</b>	275,857.

**Part XI Distributable Amount** (see page 25 of the instructions) (Section 4942(j)(3) and (j)(5) private operating foundations and certain foreign organizations check here ☐ and do not complete this part.)

<b>1</b>	Minimum investment return from Part X, line 6	<b>1</b>	275,857.
<b>2a</b>	Tax on investment income for 2010 from Part VI, line 5	<b>2a</b>	13,961.
<b>b</b>	Income tax for 2010. (This does not include the tax from Part VI.)	<b>2b</b>	
<b>c</b>	Add lines 2a and 2b	<b>2c</b>	13,961.
<b>3</b>	Distributable amount before adjustments. Subtract line 2c from line 1	<b>3</b>	261,896.
<b>4</b>	Recoveries of amounts treated as qualifying distributions	<b>4</b>	NONE
<b>5</b>	Add lines 3 and 4	<b>5</b>	261,896.
<b>6</b>	Deduction from distributable amount (see page 25 of the instructions)	<b>6</b>	NONE
<b>7</b>	<b>Distributable amount as adjusted.</b> Subtract line 6 from line 5. Enter here and on Part XIII, line 1	<b>7</b>	261,896.

**Part XII Qualifying Distributions** (see page 25 of the instructions)

<b>1</b>	Amounts paid (including administrative expenses) to accomplish charitable, etc., purposes.		
<b>a</b>	Expenses, contributions, gifts, etc. - total from Part I, column (d), line 26	<b>1a</b>	260,417.
<b>b</b>	Program-related investments - total from Part IX-B	<b>1b</b>	
<b>2</b>	Amounts paid to acquire assets used (or held for use) directly in carrying out charitable, etc., purposes	<b>2</b>	NONE
<b>3</b>	Amounts set aside for specific charitable projects that satisfy the:		
<b>a</b>	Suitability test (prior IRS approval required)	<b>3a</b>	NONE
<b>b</b>	Cash distribution test (attach the required schedule)	<b>3b</b>	NONE
<b>4</b>	<b>Qualifying distributions.</b> Add lines 1a through 3b. Enter here and on Part V, line 8, and Part XIII, line 4	<b>4</b>	260,417.
<b>5</b>	Foundations that qualify under section 4940(e) for the reduced rate of tax on net investment income. Enter 1% of Part I, line 27b (see page 26 of the instructions)	<b>5</b>	N/A
<b>6</b>	<b>Adjusted qualifying distributions.</b> Subtract line 5 from line 4	<b>6</b>	260,417.

**Note:** The amount on line 6 will be used in Part V, column (b), in subsequent years when calculating whether the foundation qualifies for the section 4940(e) reduction of tax in those years.

**Part XIII Undistributed Income** (see page 26 of the instructions)

	(a) Corpus	(b) Years prior to 2009	(c) 2009	(d) 2010
1 Distributable amount for 2010 from Part XI, line 7 . . . . .				261,896.
2 Undistributed income, if any, as of the end of 2010				
a Enter amount for 2009 only . . . . .			NONE	
b Total for prior years: 20 08, 20 , 20		NONE		
3 Excess distributions carryover, if any, to 2010:				
a From 2005 . . . . .	NONE			
b From 2006 . . . . .	14,767.			
c From 2007 . . . . .	91,901.			
d From 2008 . . . . .	NONE			
e From 2009 . . . . .	31,633.			
f Total of lines 3a through e . . . . .	138,301.			
4 Qualifying distributions for 2010 from Part XII, line 4: ► \$ 260,417.				
a Applied to 2009, but not more than line 2a . . . .			NONE	
b Applied to undistributed income of prior years (Election required - see page 26 of the instructions) . . . . .		NONE		
c Treated as distributions out of corpus (Election required - see page 26 of the instructions) . . . .	NONE			
d Applied to 2010 distributable amount . . . . .				260,417.
e Remaining amount distributed out of corpus . . . .	NONE			
5 Excess distributions carryover applied to 2010 . . . . (If an amount appears in column (d), the same amount must be shown in column (a).)	1,479.			1,479.
6 Enter the net total of each column as indicated below:				
a Corpus Add lines 3f, 4c, and 4e Subtract line 5	136,822.			
b Prior years' undistributed income. Subtract line 4b from line 2b . . . . .		NONE		
c Enter the amount of prior years' undistributed income for which a notice of deficiency has been issued, or on which the section 4942(a) tax has been previously assessed . . . . .		NONE		
d Subtract line 6c from line 6b. Taxable amount - see page 27 of the instructions . . . . .		NONE		
e Undistributed income for 2009. Subtract line 4a from line 2a Taxable amount - see page 27 of the instructions . . . . .			NONE	
f Undistributed income for 2010. Subtract lines 4d and 5 from line 1 This amount must be distributed in 2011. . . . .				NONE
7 Amounts treated as distributions out of corpus to satisfy requirements imposed by section 170(b)(1)(F) or 4942(g)(3) (see page 27 of the instructions) . . . . .	NONE			
8 Excess distributions carryover from 2005 not applied on line 5 or line 7 (see page 27 of the instructions) . . . . .	NONE			
9 Excess distributions carryover to 2011. Subtract lines 7 and 8 from line 6a . . . . .	136,822.			
10 Analysis of line 9				
a Excess from 2006 . . . . .	13,288.			
b Excess from 2007 . . . . .	91,901.			
c Excess from 2008 . . . . .	NONE			
d Excess from 2009 . . . . .	31,633.			
e Excess from 2010 . . . . .				

**Part XIV Private Operating Foundations** (see page 27 of the instructions and Part VII-A, question 9) **NOT APPLICABLE**

**1a** If the foundation has received a ruling or determination letter that it is a private operating foundation, and the ruling is effective for 2010, enter the date of the ruling . . . . .

**b** Check box to indicate whether the foundation is a private operating foundation described in section

4942(j)(3) or 4942(j)(5)

	Tax year	Prior 3 years			(e) Total
	(a) 2010	(b) 2009	(c) 2008	(d) 2007	
<b>2a</b> Enter the lesser of the adjusted net income from Part I or the minimum investment return from Part X for each year listed . . . . .					
<b>b</b> 85% of line 2a . . . . .					
<b>c</b> Qualifying distributions from Part XII, line 4 for each year listed . . . . .					
<b>d</b> Amounts included in line 2c not used directly for active conduct of exempt activities . . . . .					
<b>e</b> Qualifying distributions made directly for active conduct of exempt activities. Subtract line 2d from line 2c . . . . .					
<b>3</b> Complete 3a, b, or c for the alternative test relied upon					
<b>a</b> "Assets" alternative test - enter:					
<b>(1)</b> Value of all assets . . . . .					
<b>(2)</b> Value of assets qualifying under section 4942(j)(3)(B)(i). . . . .					
<b>b</b> "Endowment" alternative test - enter 2/3 of minimum investment return shown in Part X, line 6 for each year listed . . . . .					
<b>c</b> "Support" alternative test - enter:					
<b>(1)</b> Total support other than gross investment income (interest, dividends, rents, payments on securities loans (section 512(a)(5)), or royalties). . . . .					
<b>(2)</b> Support from general public and 5 or more exempt organizations as provided in section 4942(j)(3)(B)(iii). . . . .					
<b>(3)</b> Largest amount of support from an exempt organization . . . . .					
<b>(4)</b> Gross investment income . . . . .					

**Part XV Supplementary Information** (Complete this part only if the foundation had \$5,000 or more in assets at any time during the year - see page 28 of the instructions.)**1 Information Regarding Foundation Managers:**

**a** List any managers of the foundation who have contributed more than 2% of the total contributions received by the foundation before the close of any tax year (but only if they have contributed more than \$5,000). (See section 507(d)(2).)

N/A

**b** List any managers of the foundation who own 10% or more of the stock of a corporation (or an equally large portion of the ownership of a partnership or other entity) of which the foundation has a 10% or greater interest.

N/A

**2 Information Regarding Contribution, Grant, Gift, Loan, Scholarship, etc., Programs:**

Check here ☒ if the foundation only makes contributions to preselected charitable organizations and does not accept unsolicited requests for funds. If the foundation makes gifts, grants, etc. (see page 28 of the instructions) to individuals or organizations under other conditions, complete items 2a, b, c, and d.

**a** The name, address, and telephone number of the person to whom applications should be addressed:

**b** The form in which applications should be submitted and information and materials they should include:

**c** Any submission deadlines:

**d** Any restrictions or limitations on awards, such as by geographical areas, charitable fields, kinds of institutions, or other factors:

**Part XV** Supplementary Information (continued)**3 Grants and Contributions Paid During the Year or Approved for Future Payment**

Recipient	If recipient is an individual, show any relationship to any foundation manager or substantial contributor	Foundation status of recipient	Purpose of grant or contribution	Amount
Name and address (home or business)				
<b>a Paid during the year</b>  SEE STATEMENT 9				
<b>Total</b> . . . . .			▶ <b>3a</b>	240,500.
<b>b Approved for future payment</b>				
<b>Total</b> . . . . .			▶ <b>3b</b>	



**Part XVII** Information Regarding Transfers To and Transactions and Relationships With Noncharitable Exempt Organizations

		Yes	No
<b>1</b>	Did the organization directly or indirectly engage in any of the following with any other organization described in section 501(c) of the Code (other than section 501(c)(3) organizations) or in section 527, relating to political organizations?		
<b>a</b>	Transfers from the reporting foundation to a noncharitable exempt organization of:		
	(1) Cash	1a(1)	X
	(2) Other assets	1a(2)	X
<b>b</b>	Other transactions:		
	(1) Sales of assets to a noncharitable exempt organization	1b(1)	X
	(2) Purchases of assets from a noncharitable exempt organization	1b(2)	X
	(3) Rental of facilities, equipment, or other assets	1b(3)	X
	(4) Reimbursement arrangements	1b(4)	X
	(5) Loans or loan guarantees	1b(5)	X
	(6) Performance of services or membership or fundraising solicitations	1b(6)	X
<b>c</b>	Sharing of facilities, equipment, mailing lists, other assets, or paid employees	1c	X
<b>d</b>	If the answer to any of the above is "Yes," complete the following schedule. Column (b) should always show the fair market value of the goods, other assets, or services given by the reporting foundation. If the foundation received less than fair market value in any transaction or sharing arrangement, show in column (d) the value of the goods, other assets, or services received.		

[illegible]

**2a** Is the foundation directly or indirectly affiliated with, or related to, one or more tax-exempt organizations described in section 501(c) of the Code (other than section 501(c)(3)) or in section 527? ☐ Yes ☒ No


**b** If "Yes," complete the following schedule

(a) Name of organization	(b) Type of organization	(c) Description of relationship
N/A		


Under penalties of perjury, I declare that I have examined this return, including accompanying schedules and statements, and to the best of my knowledge and belief, it is true, correct, and complete. Declaration of preparer (other than taxpayer or fiduciary) is based on all information of which preparer has any knowledge.

**Sign  
Here**

Under penalties of perjury, I declare that I have examined this return, including accompanying schedules and statements, and to the best of my knowledge and belief, it is true, correct, and complete. Declaration of preparer (other than taxpayer or fiduciary) is based on all information of which preparer has any knowledge.

	07/05/2011	TRUST OFFICER
Signature of officer or trustee	Date	Title

**Paid  
Preparer  
Use Only**

Print/Type preparer's name <b>JEFFREY E. KUHLIN</b>	Preparer's signature 	Date <b>07/05/2011</b>	Check <input type="checkbox"/> if self-employed	PTIN <b>P00353001</b>
Firm's name ▶ <b>KPMG LLP</b>			Firm's EIN ▶ <b>13-5565207</b>	
Firm's address ▶ <b>100 WESTMINSTER ST, 6TH FL, SUITE A PROVIDENCE, RI 02903-9605</b>			Phone no <b>888-942-3272</b>	

Form **990-PF** (2010)

990PF, PART VII-B LINE 2B – SECTION 4942a2 EXPLANATION STATEMENT

This question does not apply. The foundation does not have any undistributed income from prior years.

**FORM 990-PF - PART IV**  
**CAPITAL GAINS AND LOSSES FOR TAX ON INVESTMENT INCOME**

Kind of Property		Description				P or D	Date acquired	Date sold
Gross sale price less expenses of sale	Depreciation allowed/ allowable	Cost or other basis	FMV as of 12/31/69	Adj. basis as of 12/31/69	Excess of FMV over adj basis		Gain or (loss)	
		TOTAL LONG-TERM CAPITAL GAIN DIVIDENDS					33,971.	
275,878.00		5250. ISHARES TR RUSSELL 1000 GROWTH IND PROPERTY TYPE: SECURITIES 264,133.00					12/29/2009	04/06/2010
							11,745.00	
281,500.00		23497.496 RIDGEWORTH FD-LARGE CAP VAL EQT PROPERTY TYPE: SECURITIES 202,078.00					12/15/2008	04/06/2010
							79,422.00	
501,843.00		30600.158 FEDERATED CAP APPREC-IS PROPERTY TYPE: SECURITIES 443,702.00					12/15/2008	05/28/2010
							58,141.00	
568,487.00		11658. ISHARES TR RUSSELL 1000 GROWTH IN PROPERTY TYPE: SECURITIES 571,230.00					12/03/2009	05/28/2010
							-2,743.00	
1,350.00		30.371 DREYFUS/TBC SMALLCAP GROWTH-I PROPERTY TYPE: SECURITIES 1,017.00					01/30/2009	06/24/2010
							333.00	
52,650.00		2594.874 GOLDMAN SACHS TRGROWTH OPPORTUN PROPERTY TYPE: SECURITIES 52,271.00					12/29/2009	06/24/2010
							379.00	
1,171.00		11. ISHARES TR BARCLAYS TIPS BD ETF PROPERTY TYPE: SECURITIES 1,141.00					12/29/2009	06/24/2010
							30.00	
1,500.00		69.67 JANUS PERKINS SMALL CAP VALUE-I PROPERTY TYPE: SECURITIES 1,347.00					09/09/2009	06/24/2010
							153.00	
21,631.00		1662.621 MFS RESEARCH INTL-I PROPERTY TYPE: SECURITIES 23,975.00					12/29/2009	06/24/2010
							-2,344.00	
1,319.00		101.407 MFS RESEARCH INTL-I PROPERTY TYPE: SECURITIES 1,126.00					05/13/2009	06/24/2010
							193.00	



**FORM 990-PF - PART IV**  
**CAPITAL GAINS AND LOSSES FOR TAX ON INVESTMENT INCOME**

Kind of Property		Description				Date acquired	Date sold
Gross sale price less expenses of sale	Depreciation allowed/allowable	Cost or other basis	FMV as of 12/31/69	Adj basis as of 12/31/69	Excess of FMV over adj basis	Gain or (loss)	
6,100.00		544.643 PACIFIC INVESTMENT MANAGEMENT IN PROPERTY TYPE: SECURITIES 5,888.00				12/29/2009 212.00	06/24/2010
3,663.00		353.901 RIDGEWORTH FD-MIDCAP VAL EQTY #R PROPERTY TYPE: SECURITIES 3,363.00				12/29/2009 300.00	06/24/2010
37,062.00		3580.881 RIDGEWORTH FD-MIDCAP VAL EQTY # PROPERTY TYPE: SECURITIES 26,355.00				05/13/2009 10,707.00	06/24/2010
12,050.00		1103.48 RIDGEWORTH FD-TOTAL RETURN BD #R PROPERTY TYPE: SECURITIES 10,991.00				03/30/2007 1,059.00	06/24/2010
6,175.00		409.754 ROWE T PRICE REAL ESTATE FD COM PROPERTY TYPE: SECURITIES 3,934.00				06/26/2009 2,241.00	06/24/2010
8,000.00		180.955 DREYFUS/TBC SMALLCAP GROWTH-I PROPERTY TYPE: SECURITIES 6,062.00				01/30/2009 1,938.00	09/07/2010
26,225.00		1237.028 GOLDMAN SACHS TRGROWTH OPPORTUN PROPERTY TYPE: SECURITIES 23,108.00				11/03/2009 3,117.00	09/07/2010
20,850.00		669.127 HARBOR FUND CAPITAL APPRECIATION PROPERTY TYPE: SECURITIES 21,057.00				05/28/2010 -207.00	09/07/2010
29,625.00		1741.623 HARTFORD DIVIDEND & GROWTH-Y PROPERTY TYPE: SECURITIES 32,011.00				04/06/2010 -2,386.00	09/07/2010
8,350.00		391.101 JANUS PERKINS SMALL CAP VALUE-I PROPERTY TYPE: SECURITIES 7,560.00				09/09/2009 790.00	09/07/2010
29,050.00		1212.944 THE JENSEN PORTFOLIO-I PROPERTY TYPE: SECURITIES 31,076.00				04/06/2010 -2,026.00	09/07/2010

**FORM 990-PF - PART IV**  
**CAPITAL GAINS AND LOSSES FOR TAX ON INVESTMENT INCOME**

Kind of Property		Description				P or D	Date acquired	Date sold
Gross sale price less expenses of sale	Depreciation allowed/ allowable	Cost or other basis	FMV as of 12/31/69	Adj basis as of 12/31/69	Excess of FMV over adj basis		Gain or (loss)	
38,625.00		4384.222 JPMORGAN TR I US EQUITY-I PROPERTY TYPE: SECURITIES 38,669.00					05/28/2010 -44.00	09/07/2010
5,900.00		279.356 LEGG MASON BATTERYMRC EMRG MKTS- PROPERTY TYPE: SECURITIES 5,570.00					06/24/2010 330.00	09/07/2010
32,700.00		2359.307 MFS RESEARCH INTL-I PROPERTY TYPE: SECURITIES 26,188.00					05/13/2009 6,512.00	09/07/2010
6,625.00		822.981 PIMCO COMMODITY REALRTN STRATEGY PROPERTY TYPE: SECURITIES 7,012.00					12/29/2009 -387.00	09/07/2010
17,400.00		1676.301 RIDGEWORTH FD-MIDCAP VAL EQTY # PROPERTY TYPE: SECURITIES 11,339.00					05/13/2009 6,061.00	09/07/2010
25,432.00		2303.604 RIDGEWORTH FD-LARGECAP VAL EQTY PROPERTY TYPE: SECURITIES 24,925.00					06/24/2010 507.00	09/07/2010
2,268.00		205.454 RIDGEWORTH FD-LARGECAP VAL EQTY# PROPERTY TYPE: SECURITIES 1,767.00					12/15/2008 501.00	09/07/2010
2,975.00		182.069 ROWE T PRICE REAL ESTATE FD COM PROPERTY TYPE: SECURITIES 1,740.00					06/26/2009 1,235.00	09/07/2010
270,716.00		3327. VANGUARD BD INDEX SHORT TERM BD ET PROPERTY TYPE: SECURITIES 265,036.00					06/24/2010 5,680.00	09/07/2010
148,362.00		2912.488 DREYFUS/TBC SMALLCAP GROWTH-I PROPERTY TYPE: SECURITIES 97,568.00					01/30/2009 50,794.00	11/19/2010
6,550.00		280.875 GOLDMAN SACHS TRGROWTH OPPORTUNI PROPERTY TYPE: SECURITIES 5,247.00					11/03/2009 1,303.00	11/19/2010

**FORM 990-PF - PART IV**  
**CAPITAL GAINS AND LOSSES FOR TAX ON INVESTMENT INCOME**

Kind of Property		Description				Date acquired	Date sold
Gross sale price less expenses of sale	Depreciation allowed/ allowable	Cost or other basis	FMV as of 12/31/69	Adj. basis as of 12/31/69	Excess of FMV over adj basis	Gain or (loss)	
28,550.00		801.516 HARBOR FUND CAPITAL APPRECIATION PROPERTY TYPE: SECURITIES 25,224.00				05/28/2010 3,326.00	11/19/2010
475.00		25.843 HARTFORD DIVIDEND & GROWTH-Y PROPERTY TYPE: SECURITIES 475.00				04/06/2010	11/19/2010
250.00		10.656 JANUS PERKINS SMALL CAP VALUE-I PROPERTY TYPE: SECURITIES 206.00				09/09/2009 44.00	11/19/2010
11,600.00		444.785 THE JENSEN PORTFOLIO-I PROPERTY TYPE: SECURITIES 11,395.00				04/06/2010 205.00	11/19/2010
18,775.00		1931.584 JPMORGAN TR I US EQUITY-I PROPERTY TYPE: SECURITIES 17,037.00				05/28/2010 1,738.00	11/19/2010
9,650.00		402.251 LEGG MASON BATTERYMRC EMRG MKTS- PROPERTY TYPE: SECURITIES 8,021.00				06/24/2010 1,629.00	11/19/2010
17,675.00		1129.393 MFS RESEARCH INTL-I PROPERTY TYPE: SECURITIES 12,536.00				05/13/2009 5,139.00	11/19/2010
2,550.00		298.246 PIMCO COMMODITY REALRTN STRATEGY PROPERTY TYPE: SECURITIES 2,541.00				12/29/2009 9.00	11/19/2010
233,311.00		20130.396 RIDGEWORTH FD-MIDCAP VAL EQTY PROPERTY TYPE: SECURITIES 129,640.00				12/15/2008 103,671.00	11/19/2010
282,928.00		23382.455 RIDGEWORTH FD-LARGECAP VAL EQT PROPERTY TYPE: SECURITIES 201,089.00				12/15/2008 81,839.00	11/19/2010
173,457.00		15884.338 RIDGEWORTH FD-TOTAL RETURN BD PROPERTY TYPE: SECURITIES 176,475.00				09/07/2010 -3,018.00	11/19/2010

**FORM 990-PF - PART IV**  
**CAPITAL GAINS AND LOSSES FOR TAX ON INVESTMENT INCOME**

Kind of Property		Description				P or D	Date acquired	Date sold
Gross sale price less expenses of sale	Depreciation allowed/ allowable	Cost or other basis	FMV as of 12/31/69	Adj basis as of 12/31/69	Excess of FMV over adj basis		Gain or (loss)	
730,965.00		66938.202 RIDGEWORTH FD-TOTAL RETURN BD PROPERTY TYPE: SECURITIES 666,704.00					03/30/2007 64,261.00	11/19/2010
226,769.00		23022.231 RIDGEWORTH FD-SEIX HIGH YIELD PROPERTY TYPE: SECURITIES 215,203.00					09/07/2010 11,566.00	11/19/2010
2,674.00		108.421 GOLDMAN SACHS TRGROWTH OPPORTUNI PROPERTY TYPE: SECURITIES 2,603.00					12/08/2010 71.00	01/26/2011
11,251.00		456.259 GOLDMAN SACHS TRGROWTH OPPORTUNI PROPERTY TYPE: SECURITIES 8,523.00					11/03/2009 2,728.00	01/26/2011
2,325.00		116.425 HARTFORD DIVIDEND & GROWTH-Y PROPERTY TYPE: SECURITIES 2,140.00					04/06/2010 185.00	01/26/2011
5,033.00		47. ISHARES TR BARCLAYS TIPS BD ETF PROPERTY TYPE: SECURITIES 5,126.00					11/19/2010 -93.00	01/26/2011
428.00		4. ISHARES TR BARCLAYS TIPS BD ETF PROPERTY TYPE: SECURITIES 415.00					12/29/2009 13.00	01/26/2011
18,185.00		395. ISHARES RUSSELL MIDCAP VALUE INDEX PROPERTY TYPE: SECURITIES 16,776.00					11/19/2010 1,409.00	01/26/2011
1109988.00		102397.425 PACIFIC INVESTMENT MANAGEMENT PROPERTY TYPE: SECURITIES 1180350.00					11/19/2010 -70,362.00	01/26/2011
159,737.00		14735.878 PACIFIC INVESTMENT MANAGEMENT PROPERTY TYPE: SECURITIES 159,295.00					12/29/2009 442.00	01/26/2011
1,975.00		213.745 PIMCO COMMODITY REALRTN STRATEGY PROPERTY TYPE: SECURITIES 1,821.00					12/29/2009 154.00	01/26/2011

**FORM 990-PF - PART IV**  
**CAPITAL GAINS AND LOSSES FOR TAX ON INVESTMENT INCOME**

Kind of Property		Description				P or D	Date acquired	Date sold
Gross sale price less expenses of sale	Depreciation allowed/ allowable	Cost or other basis	FMV as of 12/31/69	Adj basis as of 12/31/69	Excess of FMV over adj basis		Gain or (loss)	
303,079.00		19353.718 PUTNAM EQUITY INCOME INSTL-Y PROPERTY TYPE: SECURITIES 278,500.00					11/19/2010 24,579.00	01/26/2011
2,859.00		160.237 ROWE T PRICE REAL ESTATE FD COM PROPERTY TYPE: SECURITIES 2,700.00					11/19/2010 159.00	01/26/2011
58,653.00		3287.406 ROWE T PRICE REAL ESTATE FD COM PROPERTY TYPE: SECURITIES 30,956.00					12/15/2008 27,697.00	01/26/2011
11,600.00		366.162 INVESCO SMALL CAP GROWTH-I PROPERTY TYPE: SECURITIES 10,266.00					01/26/2011 1,334.00	02/07/2011
11,850.00		2668.919 FEDERATED STRATEGIC VALUE-I PROPERTY TYPE: SECURITIES 11,823.00					01/26/2011 27.00	02/07/2011
18,050.00		712.313 GOLDMAN SACHS TRGROWTH OPPORTUNI PROPERTY TYPE: SECURITIES 13,306.00					11/03/2009 4,744.00	02/07/2011
25,925.00		676.716 HARBOR FUND CAPITAL APPRECIATION PROPERTY TYPE: SECURITIES 25,377.00					01/26/2011 548.00	02/07/2011
14,525.00		715.87 HARTFORD DIVIDEND & GROWTH-Y PROPERTY TYPE: SECURITIES 13,158.00					04/06/2010 1,367.00	02/07/2011
2,219.00		21. ISHARES TR BARCLAYS TIPS BD ETF PROPERTY TYPE: SECURITIES 2,178.00					12/29/2009 41.00	02/07/2011
12,783.00		271. ISHARES RUSSELL MIDCAP VALUE INDEX PROPERTY TYPE: SECURITIES 11,510.00					11/19/2010 1,273.00	02/07/2011
8,906.00		97. ISHARES IBOXX \$HIGHYLD CORP BD ETF PROPERTY TYPE: SECURITIES 8,838.00					01/26/2011 68.00	02/07/2011

**FORM 990-PF - PART IV**  
**CAPITAL GAINS AND LOSSES FOR TAX ON INVESTMENT INCOME**

Kind of Property		Description				P or D	Date acquired	Date sold
Gross sale price less expenses of sale	Depreciation allowed/allowable	Cost or other basis	FMV as of 12/31/69	Adj. basis as of 12/31/69	Excess of FMV over adj basis		Gain or (loss)	
3,571.00		144.237 JANUS PERKINS SMALL CAP VALUE-I PROPERTY TYPE: SECURITIES 3,457.00					01/26/2011 114.00	02/07/2011
1,729.00		69.818 JANUS PERKINS SMALL CAP VALUE-I PROPERTY TYPE: SECURITIES 1,350.00					09/09/2009 379.00	02/07/2011
16,075.00		576.992 THE JENSEN PORTFOLIO-I PROPERTY TYPE: SECURITIES 15,994.00					01/26/2011 81.00	02/07/2011
30,525.00		2855.472 JPMORGAN TR I US EQUITY-I PROPERTY TYPE: SECURITIES 29,546.00					01/26/2011 979.00	02/07/2011
6,075.00		255.574 LEGG MASON BATTERYMRC EMRG MKTS- PROPERTY TYPE: SECURITIES 6,195.00					01/26/2011 -120.00	02/07/2011
14,175.00		872.845 MFS RESEARCH INTL-I PROPERTY TYPE: SECURITIES 14,123.00					01/26/2011 52.00	02/07/2011
21,400.00		2061.657 PIMCO FDS LOW DURATION FD INSTL PROPERTY TYPE: SECURITIES 21,441.00					01/26/2011 -41.00	02/07/2011
14,975.00		1389.147 PACIFIC INVESTMENT MANAGEMENT I PROPERTY TYPE: SECURITIES 15,017.00					12/29/2009 -42.00	02/07/2011
7,950.00		851.177 PIMCO COMMODITY REALRTN STRATEGY PROPERTY TYPE: SECURITIES 7,252.00					12/29/2009 698.00	02/07/2011
8,525.00		815.01 PIMCO INVT GRADE CORP BD-I PROPERTY TYPE: SECURITIES 8,558.00					01/26/2011 -33.00	02/07/2011
8,450.00		623.616 TEMPLETON GLOBAL BD-ADV PROPERTY TYPE: SECURITIES 8,400.00					01/26/2011 50.00	02/07/2011

**FORM 990-PF - PART IV**  
**CAPITAL GAINS AND LOSSES FOR TAX ON INVESTMENT INCOME**

Kind of Property		Description				P or D	Date acquired	Date sold
Gross sale price less expenses of sale	Depreciation allowed/ allowable	Cost or other basis	FMV as of 12/31/69	Adj. basis as of 12/31/69	Excess of FMV over adj basis		Gain or (loss)	
TOTAL GAIN (LOSS) .....		.....					----- 536,994. =====	

FORM 990PF, PART I - DIVIDENDS AND INTEREST FROM SECURITIES

=====

DESCRIPTION	REVENUE AND EXPENSES PER BOOKS	NET INVESTMENT INCOME
DIVIDENDS & INTEREST	178,388.	178,618.
TOTAL	178,388.	178,618.
	=====	=====



FORM 990PF, PART I - ACCOUNTING FEES

=====

DESCRIPTION	REVENUE AND EXPENSES PER BOOKS	NET INVESTMENT INCOME	ADJUSTED NET INCOME	CHARITABLE PURPOSES
-----	-----	-----	-----	-----
TAX PREP FEES	1,000.			1,000.
	-----	-----	-----	-----
TOTALS	1,000.	NONE	NONE	1,000.
	=====	=====	=====	=====

## FORM 990PF, PART I - TAXES

=====

DESCRIPTION -----	REVENUE AND EXPENSES PER BOOKS -----	NET INVESTMENT INCOME -----
FOREIGN TAXES PAID		1,426.
2/28/10 990PF BAL DUE PAID	6,045.	
2/28/11 990PF EST PAID	15,511.	
	-----	-----
TOTALS	21,556.	1,426.
	=====	=====

FORM 990PF, PART I - OTHER EXPENSES  
=====

REVENUE  
AND  
EXPENSES  
PER BOOKS  
-----

CHARITABLE  
PURPOSES  
-----

DESCRIPTION  
-----

COA FEES

2,771.

2,771.

TOTALS

-----  
2,771.  
=====

-----  
2,771.  
=====

FORM 990PF, PART II - OTHER INVESTMENTS

=====

DESCRIPTION	COST/ FMV C OR F		BEGINNING BOOK VALUE	ENDING BOOK VALUE	ENDING FMV
			-----	-----	----
SEE ATTACHED STATEMENT	C		4,784,465.	5,118,616.	5,729,896.
			-----	-----	-----
TOTALS			4,784,465.	5,118,616.	5,729,896.
			=====	=====	=====

FORM 990PF, PART III - OTHER DECREASES IN NET WORTH OR FUND BALANCES  
=====

DESCRIPTION -----	AMOUNT -----
FED TAX COST ADJ - T ROWE PRICE	1,477.
	-----
TOTAL	1,477.
	=====

-----  
STATE(S) WHERE THE FOUNDATION IS REGISTERED  
=====

VA

FORM 990PF, PART VIII - LIST OF OFFICERS, DIRECTORS, AND TRUSTEES

=====

OFFICER NAME:

SUNTRUST BANK

ADDRESS:

P.O. BOX 27385

RICHMOND, VA 23261

TITLE:

TRUSTEE, AS REQ'D

COMPENSATION ..... 32,292.

TOTAL COMPENSATION: 32,292.

=====

RECIPIENT NAME:  
SEE ATTACHED STATEMENT  
RELATIONSHIP:  
NONE  
PURPOSE OF GRANT:  
GENERAL CHARITABLE PURPOSES  
FOUNDATION STATUS OF RECIPIENT:  
N/A  
AMOUNT OF GRANT PAID ..... 240,500.

TOTAL GRANTS PAID: 240,500.  
=====



311 CASH CONTRIBUTIONS						
SEE ATTACHED STATEMENT - SEEATTACHED						
02/09/11	CASH DISBURSEMENT MISC NONDEDUCTIBLE HUNTER TRUST GRANTS AWARDED FOR FYE FEB 28 2011 FOR SEEATTACHED PAID TO BOYS & GIRLS CLUBS OF METRO RICHMOND TR TRAN# = IN001064000003 TR CD = 157 REG = 0 PORT = INC	-10000 00	-10000 00	**CHANGED**	06/14/11 DNB	1102000019
02/09/11	CASH DISBURSEMENT MISC NONDEDUCTIBLE HUNTER TRUST GRANTS AWARDED FOR FYE FEB 28 2011 FOR SEEATTACHED PAID TO RICHMOND COMMUNITY ACTION PROGRAM INC. TR TRAN# = IN001064000004 TR CD = 157 REG = 0 PORT = INC	-5000 00	-5000 00	**CHANGED**	06/14/11 DNB	1102000020
02/09/11	CASH DISBURSEMENT MISC NONDEDUCTIBLE HUNTER TRUST GRANTS AWARDED FOR FYE FEB 28 2011 FOR SEEATTACHED PAID TO THE CARVER PROMISE TR TRAN# = IN001064000005 TR CD = 157 REG = 0 PORT = INC	-10000 00	-10000 00	**CHANGED**	06/14/11 DNB	1102000021
02/09/11	CASH DISBURSEMENT MISC NONDEDUCTIBLE HUNTER TRUST GRANTS AWARDED FOR FYE FEB 28 2011 FOR SEEATTACHED PAID TO VIRGINIA SUPPORTIVE HOUSING TR TRAN# = IN001064000001 TR CD = 157 REG = 0 PORT = INC	-15000 00	-15000 00	**CHANGED**	06/14/11 DNB	1102000017
02/09/11	CASH DISBURSEMENT MISC NONDEDUCTIBLE HUNTER TRUST GRANTS AWARDED FOR FYE FEB 28 2011 FOR SEEATTACHED PAID TO BIG BROTHERS BIG SISTERS SERVICES INC TR TRAN# = IN001064000002 TR CD = 157 REG = 0 PORT = INC	-5000 00	-5000 00	**CHANGED**	06/14/11 DNB	1102000018
02/09/11	CASH DISBURSEMENT MISC NONDEDUCTIBLE HUNTER TRUST GRANTS AWARDED FOR FYE FEB 28 2011 FOR SEEATTACHED PAID TO CHESTERFIELD CASA TR TRAN# = IN001064000006 TR CD = 157 REG = 0 PORT = INC	-10000 00	-10000 00	**CHANGED**	06/14/11 DNB	1102000022
02/09/11	CASH DISBURSEMENT MISC NONDEDUCTIBLE HUNTER TRUST GRANTS AWARDED FOR FYE FEB 28 2011 FOR SEEATTACHED PAID TO CROSSOVER MINISTRY INC TR TRAN# = IN001064000008 TR CD = 157 REG = 0 PORT = INC	-10000 00	-10000 00	**CHANGED**	06/14/11 DNB	1102000024
02/09/11	CASH DISBURSEMENT MISC NONDEDUCTIBLE HUNTER TRUST GRANTS AWARDED FOR FYE FEB 28 2011	-10000 00	-10000 00	**CHANGED**	06/14/11 DNB	1102000025

TAX CODE/DATE TRANSACTIONS	TAXABLE	INCOME	PRINCIPAL	EDIT NUMBER
311 CASH CONTRIBUTIONS (CONTINUED) SEE ATTACHED STATEMENT - SEEATTACHED (CONTINUED)				
FOR SEEATTACHED PAID TO ELIJAH HOUSE ACADEMY TR TRAN#=IN001064000009 TR CD=157 REG=0 PORT=INC				
02/09/11 CASH DISBURSEMENT MISC NONDEDUCTIBLE HUNTER TRUST GRANTS AWARDED FOR FYE FEB 28 2011 FOR SEEATTACHED PAID TO MEMORIAL CHILD GUIDANCE CLINIC TR TRAN#=IN001064000007 TR CD=157 REG=0 PORT=INC	-10000 00	-10000 00	**CHANGED** 06/14/11 DNB	1102000023
02/09/11 CASH DISBURSEMENT MISC NONDEDUCTIBLE HUNTER TRUST GRANTS AWARDED FOR FYE FEB 28 2011 FOR SEEATTACHED PAID TO GATEWAY HOMES OF GREATER RICHMOND INC TR TRAN#=IN001064000010 TR CD=157 REG=0 PORT=INC	-7500 00	-7500.00	**CHANGED** 06/14/11 DNB	1102000026
02/09/11 CASH DISBURSEMENT MISC NONDEDUCTIBLE HUNTER TRUST GRANTS AWARDED FOR FYE FEB 28 2011 FOR SEEATTACHED PAID TO GOODWILL INDUSTRIES OF CENTRAL VIRGINIA TR TRAN#=IN001064000011 TR CD=157 REG=0 PORT=INC	-5000 00	-5000 00	**CHANGED** 06/14/11 DNB	1102000027
02/09/11 CASH DISBURSEMENT MISC NONDEDUCTIBLE HUNTER TRUST GRANTS AWARDED FOR FYE FEB 28 2011 FOR SEEATTACHED PAID TO A GRACE PLACE ADULT CARE CENTER TR TRAN#=IN001064000012 TR CD=157 REG=0 PORT=INC	-10000 00	-10000 00	**CHANGED** 06/14/11 DNB	1102000028
02/09/11 CASH DISBURSEMENT MISC NONDEDUCTIBLE HUNTER TRUST GRANTS AWARDED FOR FYE FEB 28 2011 FOR SEEATTACHED PAID TO HOSPITALITY HOUSE OF RICHMOND INC TR TRAN#=IN001064000013 TR CD=157 REG=0 PORT=INC	-5000 00	-5000 00	**CHANGED** 06/14/11 DNB	1102000029
02/09/11 CASH DISBURSEMENT MISC NONDEDUCTIBLE HUNTER TRUST GRANTS AWARDED FOR FYE FEB 28 2011 FOR SEEATTACHED PAID TO THE JOHN MARSHALL FOUNDATION TR TRAN#=IN001064000014 TR CD=157 REG=0 PORT=INC	-7000 00	-7000 00	**CHANGED** 06/14/11 DNB	1102000030
02/09/11 CASH DISBURSEMENT MISC NONDEDUCTIBLE HUNTER TRUST GRANTS AWARDED FOR FYE FEB 28 2011 FOR SEEATTACHED PAID TO PETER PAUL DEVELOPMENT CENTER TR TRAN#=IN001064000016 TR CD=157 REG=0 PORT=INC	-12000 00	-12000 00	**CHANGED** 06/14/11 DNB	1102000032
02/09/11 CASH DISBURSEMENT MISC NONDEDUCTIBLE HUNTER TRUST GRANTS AWARDED FOR FYE FEB 28 2011 FOR SEEATTACHED PAID TO RICHMOND SYMPHONY TR TRAN#=IN001064000017 TR CD=157 REG=0 PORT=INC	-5000 00	-5000 00	**CHANGED** 06/14/11 DNB	1102000033
02/09/11 CASH DISBURSEMENT MISC NONDEDUCTIBLE HUNTER TRUST GRANTS AWARDED FOR FYE FEB 28 2011 FOR SEEATTACHED PAID TO RIVERSIDE SCHOOL TR TRAN#=IN001064000018 TR CD=157 REG=0 PORT=INC	-4500 00	-4500 00	**CHANGED** 06/14/11 DNB	1102000034
02/09/11 CASH DISBURSEMENT MISC NONDEDUCTIBLE HUNTER TRUST GRANTS AWARDED FOR FYE FEB 28 2011 FOR SEEATTACHED PAID TO THE SCIENCE MUSEUM OF VIRGINIA FOUNDATION INC TR TRAN#=IN001064000019 TR CD=157 REG=0 PORT=INC	-7000 00	-7000 00	**CHANGED** 06/14/11 DNB	1102000035

TAX CODE/DATE TRANSACTIONS	TAXABLE	INCOME	PRINCIPAL	EDIT NUMBER
311 CASH CONTRIBUTIONS (CONTINUED) SEE ATTACHED STATEMENT - SEEATTACHED (CONTINUED)				
02/09/11 CASH DISBURSEMENT MISC NONDEDUCTIBLE HUNTER TRUST GRANTS AWARDED FOR FYE FEB 28 2011 FOR SEEATTACHED PAID TO THE NEW COMMUNITY SCHOOL FOUNDATION TR TRAN# = IN001064000015 TR CD = 157 REG = 0 PORT = INC	-10000 00	-10000 00	**CHANGED**	1102000031 06/14/11 DNB
02/09/11 CASH DISBURSEMENT MISC NONDEDUCTIBLE HUNTER TRUST GRANTS AWARDED FOR FYE FEB 28 2011 FOR SEEATTACHED PAID TO SPECIAL OLYMPICS VIRGINIA INC TR TRAN# = IN001064000021 TR CD = 157 REG = 0 PORT = INC	-10000 00	-10000 00	**CHANGED**	1102000037 06/14/11 DNB
02/09/11 CASH DISBURSEMENT MISC NONDEDUCTIBLE HUNTER TRUST GRANTS AWARDED FOR FYE FEB 28 2011 FOR SEEATTACHED PAID TO SAINT JOSEPH'S VILLA TR TRAN# = IN001064000022 TR CD = 157 REG = 0 PORT = INC	-15000 00	-15000 00	**CHANGED**	1102000038 06/14/11 DNB
02/09/11 CASH DISBURSEMENT MISC NONDEDUCTIBLE HUNTER TRUST GRANTS AWARDED FOR FYE FEB 28 2011 FOR SEEATTACHED PAID TO VIRGINIA COLLEGE FUND TR TRAN# = IN001064000023 TR CD = 157 REG = 0 PORT = INC	-5000 00	-5000 00	**CHANGED**	1102000039 06/14/11 DNB
02/09/11 CASH DISBURSEMENT MISC NONDEDUCTIBLE HUNTER TRUST GRANTS AWARDED FOR FYE FEB 28 2011 FOR SEEATTACHED PAID TO VIRGINIA HISTORICAL SOCIETY TR TRAN# = IN001064000024 TR CD = 157 REG = 0 PORT = INC	-4500 00	-4500 00	**CHANGED**	1102000040 06/14/11 DNB
02/09/11 CASH DISBURSEMENT MISC NONDEDUCTIBLE HUNTER TRUST GRANTS AWARDED FOR FYE FEB 28 2011 FOR SEEATTACHED PAID TO SCHOOL OF THE PERFORMING ARTS IN THE RICHMOND COMMUNITY TR TRAN# = IN001064000020 TR CD = 157 REG = 0 PORT = INC	-5000 00	-5000 00	**CHANGED**	1102000036 06/14/11 DNB
02/09/11 CASH DISBURSEMENT MISC NONDEDUCTIBLE HUNTER TRUST GRANTS AWARDED FOR FYE FEB 28 2011 FOR SEEATTACHED PAID TO VISUAL ARTS CENTER OF RICHMOND TR TRAN# = IN001064000026 TR CD = 157 REG = 0 PORT = INC	-7000 00	-7000 00	**CHANGED**	1102000042 06/14/11 DNB
02/09/11 CASH DISBURSEMENT MISC NONDEDUCTIBLE HUNTER TRUST GRANTS AWARDED FOR FYE FEB 28 2011 FOR SEEATTACHED PAID TO WESTMINSTER CANTERBURY FOUNDATION TR TRAN# = IN001064000027 TR CD = 157 REG = 0 PORT = INC	-5000 00	-5000 00	**CHANGED**	1102000043 06/14/11 DNB
02/09/11 CASH DISBURSEMENT MISC NONDEDUCTIBLE HUNTER TRUST GRANTS AWARDED FOR FYE FEB 28 2011 FOR SEEATTACHED PAID TO WILLIAM BYRD COMMUNITY HOUSE TR TRAN# = IN001064000028 TR CD = 157 REG = 0 PORT = INC	-14000 00	-14000 00	**CHANGED**	1102000044 06/14/11 DNB
02/09/11 CASH DISBURSEMENT MISC NONDEDUCTIBLE HUNTER TRUST GRANTS AWARDED FOR FYE FEB 28 2011 FOR SEEATTACHED PAID TO YMCA OF GREATER RICHMOND TR TRAN# = IN001064000029 TR CD = 157 REG = 0 PORT = INC	-10000 00	-10000 00	**CHANGED**	1102000045 06/14/11 DNB
02/09/11 CASH DISBURSEMENT MISC NONDEDUCTIBLE HUNTER TRUST GRANTS AWARDED FOR FYE FEB 28 2011 FOR SEEATTACHED PAID TO VIRGINIA MUSEUM OF FINE ARTS FOUNDATION	-7000 00	-7000 00	**CHANGED**	1102000041 06/14/11 DNB

ACCT 2TTR 7015116  
PREP 43 ADMN 40 INV 6

SUNTRUST BANK  
TAX TRANSACTION DETAIL

PAGE 27  
RUN 07/05/2011  
09 05 54 AM

TAX CODE/DATE TRANSACTIONS -----	TAXABLE -----	INCOME -----	PRINCIPAL -----	EDIT NUMBER -----
311 CASH CONTRIBUTIONS (CONTINUED) SEE ATTACHED STATEMENT - SEEATTACHED (CONTINUED) -----				
TR TRAN#=IN001064000025 TR CD=157 REG=0 PORT=INC				
TOTAL CODE 311 - CASH CONTRIBUTIONS	-240500 00 =====	-240500 00 =====	0 00 =====	

**SCHEDULE D  
(Form 1041)**Department of the Treasury  
Internal Revenue Service**Capital Gains and Losses**▶ **Attach to Form 1041, Form 5227, or Form 990-T. See the Instructions for  
Schedule D (Form 1041) (also for Form 5227 or Form 990-T, if applicable).**

OMB No 1545-0092

**2010**

Name of estate or trust

COLEMAN A HUNTER - IRR TR CHARI 43-7015116

Employer identification number

54-6219496

**Note:** Form 5227 filers need to complete *only* Parts I and II.**Part I Short-Term Capital Gains and Losses - Assets Held One Year or Less**

(a) Description of property (Example: 100 shares 7% preferred of "Z" Co.)	(b) Date acquired (mo., day, yr.)	(c) Date sold (mo., day, yr.)	(d) Sales price	(e) Cost or other basis (see instructions)	(f) Gain or (loss) for the entire year Subtract (e) from (d)
1a					

b Enter the short-term gain or (loss), if any, from Schedule D-1, line 1b . . . . .	1b	-7,551.
2 Short-term capital gain or (loss) from Forms 4684, 6252, 6781, and 8824 . . . . .	2	
3 Net short-term gain or (loss) from partnerships, S corporations, and other estates or trusts . . . . .	3	
4 Short-term capital loss carryover. Enter the amount, if any, from line 9 of the 2009 Capital Loss Carryover Worksheet . . . . .	4	( )
5 <b>Net short-term gain or (loss).</b> Combine lines 1a through 4 in column (f). Enter here and on line 13, column (3) on the back . . . . . ▶	5	-7,551.

**Part II Long-Term Capital Gains and Losses - Assets Held More Than One Year**

(a) Description of property (Example: 100 shares 7% preferred of "Z" Co.)	(b) Date acquired (mo., day, yr.)	(c) Date sold (mo., day, yr.)	(d) Sales price	(e) Cost or other basis (see instructions)	(f) Gain or (loss) for the entire year Subtract (e) from (d)
6a					
LONG-TERM CAPITAL GAIN DIVIDENDS		STMT 1			33,971.

b Enter the long-term gain or (loss), if any, from Schedule D-1, line 6b . . . . .	6b	510,007.
7 Long-term capital gain or (loss) from Forms 2439, 4684, 6252, 6781, and 8824 . . . . .	7	
8 Net long-term gain or (loss) from partnerships, S corporations, and other estates or trusts . . . . .	8	
9 Capital gain distributions . . . . .	9	567.
10 Gain from Form 4797, Part I . . . . .	10	
11 Long-term capital loss carryover. Enter the amount, if any, from line 14 of the 2009 Capital Loss Carryover Worksheet . . . . .	11	( )
12 <b>Net long-term gain or (loss).</b> Combine lines 6a through 11 in column (f). Enter here and on line 14a, column (3) on the back . . . . . ▶	12	544,545.

For Paperwork Reduction Act Notice, see the Instructions for Form 1041.

Schedule D (Form 1041) 2010

<b>Part III Summary of Parts I and II</b>		(1) Beneficiaries' (see instr.)	(2) Estate's or trust's	(3) Total
<b>Caution: Read the instructions before completing this part.</b>				
<b>13</b>	<b>Net short-term gain or (loss)</b> . . . . .	<b>13</b>		-7,551.
<b>14</b>	<b>Net long-term gain or (loss):</b>			
a	Total for year . . . . .	<b>14a</b>		544,545.
b	Unrecaptured section 1250 gain (see line 18 of the wrksht.) . . . .	<b>14b</b>		
c	28% rate gain . . . . .	<b>14c</b>		
<b>15</b>	<b>Total net gain or (loss).</b> Combine lines 13 and 14a . . . . . ▶	<b>15</b>		536,994.

**Note:** If line 15, column (3), is a net gain, enter the gain on Form 1041, line 4 (or Form 990-T, Part I, line 4a). If lines 14a and 15, column (2), are net gains, go to Part V, and do not complete Part IV. If line 15, column (3), is a net loss, complete Part IV and the **Capital Loss Carryover Worksheet**, as necessary.

<b>Part IV Capital Loss Limitation</b>	
<b>16</b>	Enter here and enter as a (loss) on Form 1041, line 4 (or Form 990-T, Part I, line 4c, if a trust), the <b>smaller</b> of: a The loss on line 15, column (3) or b \$3,000 . . . . . <b>16</b> ( )

**Note:** If the loss on line 15, column (3), is more than \$3,000, or if Form 1041, page 1, line 22 (or Form 990-T, line 34), is a loss, complete the **Capital Loss Carryover Worksheet** on page 7 of the instructions to figure your capital loss carryover.

<b>Part V Tax Computation Using Maximum Capital Gains Rates</b>	
<b>Form 1041 filers.</b> Complete this part <b>only</b> if both lines 14a and 15 in column (2) are gains, or an amount is entered in Part I or Part II and there is an entry on Form 1041, line 2b(2), and Form 1041, line 22, is more than zero.	
<b>Caution:</b> Skip this part and complete the worksheet on page 8 of the instructions if: • Either line 14b, col. (2) or line 14c, col. (2) is more than zero, or • Both Form 1041, line 2b(1), and Form 4952, line 4g are more than zero.	
<b>Form 990-T trusts.</b> Complete this part <b>only</b> if both lines 14a and 15 are gains, or qualified dividends are included in income in Part I of Form 990-T, and Form 990-T, line 34, is more than zero. Skip this part and complete the worksheet on page 8 of the instructions if either line 14b, col. (2) or line 14c, col. (2) is more than zero.	

<b>17</b>	Enter taxable income from Form 1041, line 22 (or Form 990-T, line 34) . . .	<b>17</b>	
<b>18</b>	Enter the <b>smaller</b> of line 14a or 15 in column (2) but not less than zero . . . . . <b>18</b>		
<b>19</b>	Enter the estate's or trust's qualified dividends from Form 1041, line 2b(2) (or enter the qualified dividends included in income in Part I of Form 990-T) . . . <b>19</b>		
<b>20</b>	Add lines 18 and 19 . . . . . <b>20</b>		
<b>21</b>	If the estate or trust is filing Form 4952, enter the amount from line 4g; otherwise, enter -0- . . . ▶ <b>21</b>		
<b>22</b>	Subtract line 21 from line 20. If zero or less, enter -0- . . . . . <b>22</b>		
<b>23</b>	Subtract line 22 from line 17. If zero or less, enter -0- . . . . . <b>23</b>		
<b>24</b>	Enter the <b>smaller</b> of the amount on line 17 or \$2,300 . . . . . <b>24</b>		
<b>25</b>	Is the amount on line 23 equal to or more than the amount on line 24? <input type="checkbox"/> <b>Yes.</b> Skip lines 25 and 26; go to line 27 and check the "No" box. <input type="checkbox"/> <b>No.</b> Enter the amount from line 23 . . . . . <b>25</b>		
<b>26</b>	Subtract line 25 from line 24 . . . . . <b>26</b>		
<b>27</b>	Are the amounts on lines 22 and 26 the same? <input type="checkbox"/> <b>Yes.</b> Skip lines 27 thru 30, go to line 31 <input type="checkbox"/> <b>No.</b> Enter the <b>smaller</b> of line 17 or line 22 <b>27</b>		
<b>28</b>	Enter the amount from line 26 (If line 26 is blank, enter -0-) . . . . . <b>28</b>		
<b>29</b>	Subtract line 28 from line 27 . . . . . <b>29</b>		
<b>30</b>	Multiply line 29 by 15% (.15) . . . . . <b>30</b>		
<b>31</b>	Figure the tax on the amount on line 23. Use the 2010 Tax Rate Schedule for Estates and Trusts (see the Schedule G instructions in the instructions for Form 1041) . . . . . <b>31</b>		
<b>32</b>	Add lines 30 and 31 . . . . . <b>32</b>		
<b>33</b>	Figure the tax on the amount on line 17. Use the 2010 Tax Rate Schedule for Estates and Trusts (see the Schedule G instructions in the instructions for Form 1041) . . . . . <b>33</b>		
<b>34</b>	<b>Tax on all taxable income.</b> Enter the <b>smaller</b> of line 32 or line 33 here and on Form 1041, Schedule G, line 1a (or Form 990-T, line 36) . . . . . <b>34</b>		

Schedule D (Form 1041) 2010

**SCHEDULE D-1**  
**(Form 1041)**

Department of the Treasury  
Internal Revenue Service

**Continuation Sheet for Schedule D**  
**(Form 1041)**

▶ See instructions for Schedule D (Form 1041).

▶ Attach to Schedule D to list additional transactions for lines 1a and 6a.

OMB No 1545-0092

**2010**

Name of estate or trust

COLEMAN A HUNTER - IRR TR CHAR1 43-7015116

Employer identification number

54-6219496

**Part I Short-Term Capital Gains and Losses - Assets Held One Year or Less**

(a) Description of property (Example 100 sh 7% preferred of "Z" Co)	(b) Date acquired (mo, day, yr)	(c) Date sold (mo, day, yr)	(d) Sales price	(e) Cost or other basis (see instructions)	(f) Gain or (loss) Subtract (e) from (d)
<b>1a</b> 5250. ISHARES TR RUSSELL 1000 GROWTH INDEX	12/29/2009	04/06/2010	275,878.00	264,133.00	11,745.00
11658. ISHARES TR RUSSELL 1000 GROWTH INDEX	12/03/2009	05/28/2010	568,487.00	571,230.00	-2,743.00
2594.874 GOLDMAN SACHS TRGROWTH OPPORTUNITIES FD I	12/29/2009	06/24/2010	52,650.00	52,271.00	379.00
11. ISHARES TR BARCLAYS TIPS BD ETF	12/29/2009	06/24/2010	1,171.00	1,141.00	30.00
69.67 JANUS PERKINS SMALL CAP VALUE-I	09/09/2009	06/24/2010	1,500.00	1,347.00	153.00
1662.621 MFS RESEARCH INTL-I	12/29/2009	06/24/2010	21,631.00	23,975.00	-2,344.00
544.643 PACIFIC INVESTMENT MANAGEMENT INSTITUTIONAL TR	12/29/2009	06/24/2010	6,100.00	5,888.00	212.00
353.901 RIDGEWORTH FD-MIDCAP VAL EQTY #RGD5	12/29/2009	06/24/2010	3,663.00	3,363.00	300.00
409.754 ROWE T PRICE REAL ESTATE FD COM	06/26/2009	06/24/2010	6,175.00	3,934.00	2,241.00
1237.028 GOLDMAN SACHS TRGROWTH OPPORTUNITIES FD I	11/03/2009	09/07/2010	26,225.00	23,108.00	3,117.00
669.127 HARBOR FUND CAPITAL APPRECIATION FUND	05/28/2010	09/07/2010	20,850.00	21,057.00	-207.00
1741.623 HARTFORD DIVIDEND & GROWTH-Y	04/06/2010	09/07/2010	29,625.00	32,011.00	-2,386.00
391.101 JANUS PERKINS SMALL CAP VALUE-I	09/09/2009	09/07/2010	8,350.00	7,560.00	790.00
1212.944 THE JENSEN PORTFOLIO-I	04/06/2010	09/07/2010	29,050.00	31,076.00	-2,026.00
4384.222 JPMORGAN TR I US EQUITY-I	05/28/2010	09/07/2010	38,625.00	38,669.00	-44.00
279.356 LEGG MASON BATTERYMRC EMRG MKTS-I	06/24/2010	09/07/2010	5,900.00	5,570.00	330.00
822.981 PIMCO COMMODITY REALRTN STRATEGY-I	12/29/2009	09/07/2010	6,625.00	7,012.00	-387.00
2303.604 RIDGEWORTH FD-LARGCAP VAL EQTY#RGD4	06/24/2010	09/07/2010	25,432.00	24,925.00	507.00
3327. VANGUARD BD INDEX SHORT TERM BD ETF	06/24/2010	09/07/2010	270,716.00	265,036.00	5,680.00
801.516 HARBOR FUND CAPITAL APPRECIATION FUND	05/28/2010	11/19/2010	28,550.00	25,224.00	3,326.00
25.843 HARTFORD DIVIDEND & GROWTH-Y	04/06/2010	11/19/2010	475.00	475.00	
444.785 THE JENSEN PORTFOLIO-I	04/06/2010	11/19/2010	11,600.00	11,395.00	205.00
1931.584 JPMORGAN TR I US EQUITY-I	05/28/2010	11/19/2010	18,775.00	17,037.00	1,738.00
402.251 LEGG MASON BATTERYMRC EMRG MKTS-I	06/24/2010	11/19/2010	9,650.00	8,021.00	1,629.00

**1b Total.** Combine the amounts in column (f) Enter here and on Schedule D, line 1b . . . . .

For Paperwork Reduction Act Notice, see the Instructions for Form 1041.

Schedule D-1 (Form 1041) 2010

**SCHEDULE D-1**  
**(Form 1041)**

Department of the Treasury  
Internal Revenue Service

**Continuation Sheet for Schedule D**  
**(Form 1041)**

OMB No 1545-0092

**2010**

▶ See instructions for Schedule D (Form 1041).

▶ Attach to Schedule D to list additional transactions for lines 1a and 6a.

Name of estate or trust

COLEMAN A HUNTER - IRR TR CHAR1 43-7015116

Employer identification number

54-6219496

**Part 1 Short-Term Capital Gains and Losses - Assets Held One Year or Less**

(a) Description of property (Example: 100 sh 7% preferred of "Z" Co)	(b) Date acquired (mo, day, yr.)	(c) Date sold (mo, day, yr.)	(d) Sales price	(e) Cost or other basis (see instructions)	(f) Gain or (loss) Subtract (e) from (d)
1a 298.246 PIMCO COMMODITY REALRTN STRATEGY-I	12/29/2009	11/19/2010	2,550.00	2,541.00	9.00
15884.338 RIDGEWORTH FD-TOTAL RETURN BD #RGCP	09/07/2010	11/19/2010	173,457.00	176,475.00	-3,018.00
23022.231 RIDGEWORTH FD-SEIX HIGH YIELD #RGCL	09/07/2010	11/19/2010	226,769.00	215,203.00	11,566.00
108.421 GOLDMAN SACHS TRGROWTH OPPORTUNITIES FD I	12/08/2010	01/26/2011	2,674.00	2,603.00	71.00
116.425 HARTFORD DIVIDEND & GROWTH-Y	04/06/2010	01/26/2011	2,325.00	2,140.00	185.00
47. ISHARES TR BARCLAYS TIPS BD ETF	11/19/2010	01/26/2011	5,033.00	5,126.00	-93.00
395. ISHARES RUSSELL MIDCAP VALUE INDEX	11/19/2010	01/26/2011	18,185.00	16,776.00	1,409.00
102397.425 PACIFIC INVESTMENT MANAGEMENT INSTI	11/19/2010	01/26/2011	1,109,988.00	1,180,350.00	-70,362.00
19353.718 PUTNAM EQUITY INCOME INSTL-Y	11/19/2010	01/26/2011	303,079.00	278,500.00	24,579.00
160.237 ROWE T PRICE REAL ESTATE FD COM	11/19/2010	01/26/2011	2,859.00	2,700.00	159.00
366.162 INVESCO SMALL CAP GROWTH-I	01/26/2011	02/07/2011	11,600.00	10,266.00	1,334.00
2668.919 FEDERATED STRATEGIC VALUE-I	01/26/2011	02/07/2011	11,850.00	11,823.00	27.00
676.716 HARBOR FUND CAPITAL APPRECIATION FUND	01/26/2011	02/07/2011	25,925.00	25,377.00	548.00
715.87 HARTFORD DIVIDEND & GROWTH-Y	04/06/2010	02/07/2011	14,525.00	13,158.00	1,367.00
271. ISHARES RUSSELL MIDCAP VALUE INDEX	11/19/2010	02/07/2011	12,783.00	11,510.00	1,273.00
97. ISHARES IBOX \$HIGHYLD CORP BD ETF	01/26/2011	02/07/2011	8,906.00	8,838.00	68.00
144.237 JANUS PERKINS SMALL CAP VALUE-I	01/26/2011	02/07/2011	3,571.00	3,457.00	114.00
576.992 THE JENSEN PORTFOLIO-I	01/26/2011	02/07/2011	16,075.00	15,994.00	81.00
2855.472 JPMORGAN TR I US EQUITY-I	01/26/2011	02/07/2011	30,525.00	29,546.00	979.00
255.574 LEGG MASON BATTERYMRC EMRG MKTS-I	01/26/2011	02/07/2011	6,075.00	6,195.00	-120.00
872.845 MFS RESEARCH INTL-I	01/26/2011	02/07/2011	14,175.00	14,123.00	52.00
2061.657 PIMCO FDS LOW DURATION FD INSTL CL	01/26/2011	02/07/2011	21,400.00	21,441.00	-41.00
815.01 PIMCO INVT GRADE CORP BD-I	01/26/2011	02/07/2011	8,525.00	8,558.00	-33.00
623.616 TEMPLETON GLOBAL BD-ADV	01/26/2011	02/07/2011	8,450.00	8,400.00	50.00

**1b Total.** Combine the amounts in column (f). Enter here and on Schedule D, line 1b -7,551.00

For Paperwork Reduction Act Notice, see the Instructions for Form 1041.

Schedule D-1 (Form 1041) 2010



Name of estate or trust as shown on Form 1041 Do not enter name and employer identification number if shown on the other side

Employer identification number

COLEMAN A HUNTER - IRR TR CHARI 43-7015116

54-6219496

**Part II Long-Term Capital Gains and Losses - Assets Held More Than One Year**

(a) Description of property (Example 100 sh 7% preferred of "Z" Co)	(b) Date acquired (mo, day, yr)	(c) Date sold (mo, day, yr)	(d) Sales price	(e) Cost or other basis (see instructions)	(f) Gain or (loss) Subtract (e) from (d)
<b>6a</b> 23497.496 RIDGEWORTH FD-LARGCAP VAL EQTY#RGD4	12/15/2008	04/06/2010	281,500.00	202,078.00	79,422.00
30600.158 FEDERATED CAP APPREC-IS	12/15/2008	05/28/2010	501,843.00	443,702.00	58,141.00
30.371 DREYFUS/TBC SMALLCAP GROWTH-I	01/30/2009	06/24/2010	1,350.00	1,017.00	333.00
101.407 MFS RESEARCH INTL-I	05/13/2009	06/24/2010	1,319.00	1,126.00	193.00
3580.881 RIDGEWORTH FD-MIDCAP VAL EQTY #RGD5	05/13/2009	06/24/2010	37,062.00	26,355.00	10,707.00
1103.48 RIDGEWORTH FD-TOTAL RETURN BD #RGCP	03/30/2007	06/24/2010	12,050.00	10,991.00	1,059.00
180.955 DREYFUS/TBC SMALLCAP GROWTH-I	01/30/2009	09/07/2010	8,000.00	6,062.00	1,938.00
2359.307 MFS RESEARCH INTL-I	05/13/2009	09/07/2010	32,700.00	26,188.00	6,512.00
1676.301 RIDGEWORTH FD-MIDCAP VAL EQTY #RGD5	05/13/2009	09/07/2010	17,400.00	11,339.00	6,061.00
205.454 RIDGEWORTH FD-LARGCAP VAL EQTY#RGD4	12/15/2008	09/07/2010	2,268.00	1,767.00	501.00
182.069 ROWE T PRICE REAL ESTATE FD COM	06/26/2009	09/07/2010	2,975.00	1,740.00	1,235.00
2912.488 DREYFUS/TBC SMALLCAP GROWTH-I	01/30/2009	11/19/2010	148,362.00	97,568.00	50,794.00
280.875 GOLDMAN SACHS TRGROWTH OPPORTUNITIES FD I	11/03/2009	11/19/2010	6,550.00	5,247.00	1,303.00
10.656 JANUS PERKINS SMALL CAP VALUE-I	09/09/2009	11/19/2010	250.00	206.00	44.00
1129.393 MFS RESEARCH INTL-I	05/13/2009	11/19/2010	17,675.00	12,536.00	5,139.00
20130.396 RIDGEWORTH FD-MIDCAP VAL EQTY #RGD5	12/15/2008	11/19/2010	233,311.00	129,640.00	103,671.00
23382.455 RIDGEWORTH FD-LARGCAP VAL EQTY#RGD4	12/15/2008	11/19/2010	282,928.00	201,089.00	81,839.00
66938.202 RIDGEWORTH FD-TOTAL RETURN BD #RGCP	03/30/2007	11/19/2010	730,965.00	666,704.00	64,261.00
456.259 GOLDMAN SACHS TRGROWTH OPPORTUNITIES FD I	11/03/2009	01/26/2011	11,251.00	8,523.00	2,728.00
4. ISHARES TR BARCLAYS TIPS BD ETF	12/29/2009	01/26/2011	428.00	415.00	13.00
14735.878 PACIFIC INVESTMENT MANAGEMENT INSTI	12/29/2009	01/26/2011	159,737.00	159,295.00	442.00
213.745 PIMCO COMMODITY REALRTN STRATEGY-I	12/29/2009	01/26/2011	1,975.00	1,821.00	154.00
3287.406 ROWE T PRICE REAL ESTATE FD COM	12/15/2008	01/26/2011	58,653.00	30,956.00	27,697.00
712.313 GOLDMAN SACHS TRGROWTH OPPORTUNITIES FD I	11/03/2009	02/07/2011	18,050.00	13,306.00	4,744.00
21. ISHARES TR BARCLAYS TIPS BD ETF	12/29/2009	02/07/2011	2,219.00	2,178.00	41.00

**6b Total.** Combine the amounts in column (f). Enter here and on Schedule D, line 6b . . . . .

Schedule D-1 (Form 1041) 2010



## FEDERAL CAPITAL GAIN DIVIDENDS

=====

## LONG-TERM CAPITAL GAIN DIVIDENDS

-----

## 15% RATE CAPITAL GAIN DIVIDENDS

GOLDMAN SACHS TRGROWTH OPPORTUNITIES FD INSTL .	2,603.00
JANUS PERKINS SMALL CAP VALUE-I	2,907.00
PACIFIC INVESTMENT MANAGEMENT INSTITUTIONAL T	28,359.00
VANGUARD BD INDEX SHORT TERM BD ETF	102.00

-----

TOTAL 15% RATE CAPITAL GAIN DIVIDENDS	33,971.00
---------------------------------------	-----------

-----

TOTAL LONG-TERM CAPITAL GAIN DIVIDENDS	33,971.00
--	-----------

=====



COLEMAN A HUNTER - IRR TR CHARI  
ACCOUNT NO. 7015116

PORTFOLIO DETAIL

AS OF 02/28/11

PAGE 3

PAR VALUE OR SHARES	ASSET DESCRIPTION	MARKET VALUE MARKET PRICE % OF MARKET	FED TAX COST COST PER UNIT	UNREALIZED GAIN/LOSS (FED TO MKT)	ESTIMATED ANNUAL INCOME	INCOME YIELD AT MARKET/ YIELD TO MATURITY
<u>PRINCIPAL PORTFOLIO</u>						
	PRINCIPAL CASH	738,067.13- 12.62-%	738,067.13-			
<u>BIF &amp; MONEY MARKET FUNDS</u>						
116,411.22	FEDERATED MONEY MKT OBLIGS TR PRIME OBLIGS INSTL FFS #10 CUSIP: 609010DF7	116,411.22 1.000 1.99 %	116,411.22 1.00	0.00	195	0.17 % 0.00 %
<u>EQUITY SECURITIES</u>						
<u>MUTUAL FUNDS-EQUITY</u>						
4,702	ISHARES TR RUSSELL MIDCAP VALUE INDEX FD CUSIP: 464287473	224,003.28 47.640 3.83 %	199,698.17 42.47	24,305.11	4,128	1.84 % 0.00 %
<u>MUTUAL FUNDS-FIXED INCOME</u>						
2,521	ISHARES TR IBOXX \$ HIGH YIELD CORP BD ETF CUSIP: 464288513	233,192.50 92.500 3.99 %	227,056.13 90.07	6,136.37	18,595	7.97 % 0.00 %
985	ISHARES TR US TRSY INFLN PROTECTED SECS BD ETF CUSIP: 464287176	106,527.75 108.150 1.82 %	102,154.75 103.71	4,373.00	2,609	2.45 % 0.00 %
TOTAL MUTUAL FUNDS-FIXED INCOME		339,720.25	329,210.88	10,509.37	21,204	6.24 %



PORTFOLIO DETAIL  
AS OF 02/28/11

COLEMAN A HUNTER - IRR TR CHARI  
ACCOUNT NO. 7015116

PAGE 4

PAR VALUE OR SHARES	ASSET DESCRIPTION	MARKET VALUE MARKET PRICE % OF MARKET	FED TAX COST COST PER UNIT	UNREALIZED GAIN/LOSS (FED TO MKT)	ESTIMATED ANNUAL INCOME	INCOME YIELD AT MARKET/ YIELD TO MATURITY
TOTAL EQUITY SECURITIES						
		563,723.53	528,909.05	34,814.48	25,333	4.49 %
MUTUAL FUNDS						
70,395.415	FEDERATED EQUITY FDS STRATEGIC VALUE FD CL INSTL CUSIP: 314172560	318,187.28 4.520 5.44 %	311,851.69 4.43	6,335.59	11,967	3.76 % 0.00 %
10,794.562	GOLDMAN SACHS TR GROWTH OPPORTUNITIES FD INSTL CL CUSIP: 38142Y401	273,750.09 25.360 4.68 %	201,642.41 18.68	72,107.68	0	0.00 % 0.00 %
11,856.117	HARBOR FD CAP APPRECIATION FD INSTL CL CUSIP: 411511504	455,156.33 38.390 7.78 %	373,981.90 31.54	81,174.43	913	0.20 % 0.00 %
14,336.958	HARTFORD MUT FDS DIVIDEND & GROWTH FD CL Y CUSIP: 416645828	292,760.68 20.420 5.01 %	259,866.40 18.13	32,894.28	4,588	1.57 % 0.00 %
4,598.472	INVESCO GROWTH SER SMALL CAP GROWTH FD CL INSTL CUSIP: 00141M622	149,358.37 32.480 2.55 %	127,883.51 27.81	21,474.86	0	0.00 % 0.00 %
4,706.638	JANUS FDS PERKINS SMALL CAP VALUE FD CL I CUSIP: 47103C183	118,089.55 25.090 2.02 %	90,979.32 19.33	27,110.23	551	0.47 % 0.00 %
57,185.934	JPMORGAN TR I US EQUITY FD INSTL CL CUSIP: 4812A1142	614,748.79 10.750 10.51 %	503,634.07 8.81	111,114.72	4,518	0.73 % 0.00 %
10,920.139	LEGG MASON GLOBAL TR BATTERYMARCH EMERGING MKTS TR INSTL CUSIP: 52465U607	253,784.03 23.240 4.34 %	202,134.79 18.51	51,649.24	1,867	0.74 % 0.00 %



COLEMAN A HUNTER - IRR TR CHARI  
ACCOUNT NO. 7015116

PORTFOLIO DETAIL

AS OF 02/28/11

PAGE 5

PAR VALUE OR SHARES	ASSET DESCRIPTION	MARKET VALUE MARKET PRICE % OF MARKET	FED TAX COST COST PER UNIT	UNREALIZED GAIN/LOSS (FED TO MKT)	ESTIMATED ANNUAL INCOME	INCOME YIELD AT MARKET/ YIELD TO MATURITY
21,439.032	MFS FDS RESEARCH INTL FD INSTL CL CUSIP: 552983470	352,457.69 16.440 6.03 %	258,241.71 12.05	94,215.98	4,974	1.41 % 0.00 %
12,295.953	PIMCO FDS COMMODITY REALRETURN STRATEGY INSTL CUSIP: 722005667	118,901.87 9.670 2.03 %	103,299.00 8.40	15,602.87	10,218	8.59 % 0.00 %
26,584.99	PIMCO FDS PAC INVT MGMT SER INVT GRADE CORP BD FD INSTL CL CUSIP: 722005816	281,003.34 10.570 4.81 %	279,142.39 10.50	1,860.95	16,323	5.81 % 0.00 %
61,334.978	PIMCO FDS LOW DURATION FD INSTL CL CUSIP: 693390304	639,110.47 10.420 10.93 %	637,883.77 10.40	1,226.70	13,739	2.15 % 0.00 %
57,449.418	PIMCO FDS TOTAL RETURN FD INSTL CL CUSIP: 693390700	625,049.67 10.880 10.69 %	620,944.52 10.81	4,105.15	20,395	3.26 % 0.00 %
15,840.749	TEMPLETON INCOME TR GLOBAL BD FD ADVISOR CL CUSIP: 880208400	214,642.15 13.550 3.67 %	213,374.89 13.47	1,267.26	9,885	4.61 % 0.00 %
16,276.941	JENSEN PORTFOLIO INC CL I CUSIP: 476313309	459,172.51 28.210 7.85 %	404,844.77 24.87	54,327.74	5,437	1.18 % 0.00 %
TOTAL MUTUAL FUNDS		5,166,172.82	4,589,705.14	576,467.68	105,373	2.04 %



## PORTFOLIO DETAIL

COLEMAN A HUNTER - IRR TR CHARI  
ACCOUNT NO. 7015116

PAGE 6

AS OF 02/28/11

PAR VALUE OR SHARES	ASSET DESCRIPTION	MARKET VALUE MARKET PRICE % OF MARKET	FED TAX COST COST PER UNIT	UNREALIZED GAIN/LOSS (FED TO MKT)	ESTIMATED ANNUAL INCOME	INCOME YIELD AT MARKET/ YIELD TO MATURITY
------------------------	-------------------	---	-------------------------------	---	-------------------------------	---

## 41 MISCELLANEOUS ASSETS

1	CLASS ACTION PENDING AMERICAN INTL GROUP ON RCPT OF FINAL PMT CUSIP: 997001FA5	0.00 0.000 0.00 %	0.00 0.00	0.00	0	0.00 % 0.00 %
1	CLASS ACTION PENDING AOL/TIME WARNER ON RCPT OF FINAL PMT CUSIP: 997000JA3	0.00 0.000 0.00 %	1.00 1.00	1.00 -	0	0.00 % 0.00 %
1	CLASS ACTION PENDING AT & T ON RCPT OF FINAL PMT CUSIP: 997000KY9	0.00 0.000 0.00 %	1.00 1.00	1.00 -	0	0.00 % 0.00 %
1	CLASS ACTION PENDING DELL INC ON RCPT OF FINAL PMT CUSIP: 997001HY1	0.00 0.000 0.00 %	0.00 0.00	0.00	0	0.00 % 0.00 %
1	CLASS ACTION PENDING KING PHARMACEUTICALS ON RCPT OF FINAL PMT CUSIP: 997000QD9	0.00 0.000 0.00 %	0.00 0.00	0.00	0	0.00 % 0.00 %
1	CLASS ACTION PENDING MERRILL LYNCH / TYCO ON RCPT OF FINAL PMT CUSIP: 997000VV3	0.00 0.000 0.00 %	0.00 0.00	0.00	0	0.00 % 0.00 %
1	CLASS ACTION PENDING NORTEL I SECURITIES LITIGATION ON RCPT OF FINAL PMT CUSIP: 997000MZ4	0.00 0.000 0.00 %	0.00 0.00	0.00	0	0.00 % 0.00 %



COLEMAN A HUNTER - IRR TR CHARI  
ACCOUNT NO. 7015116

PORTFOLIO DETAIL

AS OF 02/28/11

PAGE 7

PAR VALUE OR SHARES	ASSET DESCRIPTION	MARKET VALUE MARKET PRICE % OF MARKET	FED TAX COST COST PER UNIT	UNREALIZED GAIN/LOSS (FED TO MKT)	ESTIMATED ANNUAL INCOME	INCOME YIELD AT MARKET/ YIELD TO MATURITY
		0.00	2.00	2.00-	0	0.00 %
	TOTAL MISCELLANEOUS ASSETS	5,108,240.44	4,496,960.28	611,280.16	130,901	2.24 %
	PRINCIPAL PORTFOLIO TOTAL					
	INCOME PORTFOLIO					
	INCOME CASH	739,552.46 12.65 %	739,552.46			
	TOTAL ASSETS	5,847,792.90	5,236,512.74	611,280.16	130,901	2.24 %