



See a Social Security Number? Say Something!
Report Privacy Problems to <https://public.resource.org/privacy>
Or call the IRS Identity Theft Hotline at 1-800-908-4490



Form **990-PF**Department of the Treasury
Internal Revenue Service**Return of Private Foundation**
or Section 4947(a)(1) Nonexempt Charitable Trust
Treated as a Private Foundation

OMB No. 1545-0052

2010

Note. The foundation may be able to use a copy of this return to satisfy state reporting requirements.

For calendar year 2010, or tax year beginning 02/01, 2010, and ending 01/31, 2011G Check all that apply: ☐ Initial return ☐ Initial return of a former public charity ☐ Final return
☐ Amended return ☐ Address change ☐ Name change

Name of foundation

STOKES AND SARAH BROWN CHARITABLE FOUNDATION
2055002233

A Employer identification number

26-0110679

Number and street (or P.O. box number if mail is not delivered to street address)

REGIONS BANK TRUST DEPT PO BOX 2886

Room/suite

B Telephone number (see page 10 of the instructions)

(251) 690-1024

City or town, state, and ZIP code

MOBILE, AL 36652-2886

H Check type of organization: ☒ Section 501(c)(3) exempt private foundation
☐ Section 4947(a)(1) nonexempt charitable trust ☐ Other taxable private foundationI Fair market value of all assets at end of year (from Part II, col. (c), line 16) ▶ \$ 4,474,143.
J Accounting method: ☒ Cash ☐ Accrual
☐ Other (specify) _____
(Part I, column (d) must be on cash basis.)C If exemption application is pending, check here ☐D 1 Foreign organizations, check here ☐2 Foreign organizations meeting the 85% test, check here and attach computation ☐E If private foundation status was terminated under section 507(b)(1)(A), check here ☐F If the foundation is in a 60-month termination under section 507(b)(1)(B), check here ☐**Part I Analysis of Revenue and Expenses** (The total of amounts in columns (b), (c), and (d) may not necessarily equal the amounts in column (a) (see page 11 of the instructions).)

	(a) Revenue and expenses per books	(b) Net investment income	(c) Adjusted net income	(d) Disbursements for charitable purposes (cash basis only)
Revenue				
1 Contributions, gifts, grants, etc., received (attach schedule)				
2 Check <input checked="" type="checkbox"/> if the foundation is not required to attach Sch. B				
3 Interest on savings and temporary cash investments	65.	65.		STMT 1
4 Dividends and interest from securities	97,271.	97,230.		STMT 2
5a Gross rents				
b Net rental income or (loss)				
6a Net gain or (loss) from sale of assets not on line 10	73,877.			
b Gross sales price for all assets on line 6a	1,265,848.			
7 Capital gain net income (from Part IV, line 2)		74,075.		
8 Net short-term capital gain				
9 Income modifications				
10a Gross sales less returns and allowances				
b Less. Cost of goods sold				
c Gross profit or (loss) (attach schedule)				
11 Other income (attach schedule)				
12 Total. Add lines 1 through 11	171,213.	171,370.		
Operating and Administrative Expenses				
13 Compensation of officers, directors, trustees, etc.	33,657.	33,657.		
14 Other employee salaries and wages		NONE	NONE	
15 Pension plans, employee benefits		NONE	NONE	
16a Legal fees (attach schedule)				
b Accounting fees (attach schedule) STMT 3	900.	NONE	NONE	900.
c Other professional fees (attach schedule)				
17 Interest				
18 Taxes (attach schedule) (see page 14 of the instructions) STMT 4	601.	614.		
19 Depreciation (attach schedule) and depletion				
20 Occupancy				
21 Travel, conferences, and meetings		NONE	NONE	
22 Printing and publications		NONE	NONE	
23 Other expenses (attach schedule)				
24 Total operating and administrative expenses. Add lines 13 through 23	35,158.	34,271.	NONE	900.
25 Contributions, gifts, grants paid	153,600.			153,600.
26 Total expenses and disbursements. Add lines 24 and 25	188,758.	34,271.	NONE	154,500.
27 Subtract line 26 from line 12				
a Excess of revenue over expenses and disbursements	-17,545.			
b Net investment income (if negative, enter -0-)		137,099.		
c Adjusted net income (if negative, enter -0-)				

For Paperwork Reduction Act Notice, see page 30 of the instructions

JSA

Form 990-PF (2010)

OE1410 1 000

BJI192 9155 08/29/2011 11:31:38

2055002233

7

SCANNED SEP 14 2011

Part II Balance Sheets		Attached schedules and amounts in the description column should be for end-of-year amounts only (See instructions.)		Beginning of year	End of year	
				(a) Book Value	(b) Book Value	(c) Fair Market Value
Assets	1	Cash - non-interest-bearing				
	2	Savings and temporary cash investments		142,383.	61,320.	61,320.
	3	Accounts receivable ▶				
		Less: allowance for doubtful accounts ▶				
	4	Pledges receivable ▶				
		Less: allowance for doubtful accounts ▶				
	5	Grants receivable				
	6	Receivables due from officers, directors, trustees, and other disqualified persons (attach schedule) (see page 15 of the instructions)				
	7	Other notes and loans receivable (attach schedule) ▶				
		Less: allowance for doubtful accounts ▶	NONE			
	8	Inventories for sale or use				
	9	Prepaid expenses and deferred charges				
	10 a	Investments - U.S. and state government obligations (attach schedule)	STMT 5	583,157.	720,565.	738,992.
	b	Investments - corporate stock (attach schedule)	STMT 7	3,490,651.	3,100,796.	3,341,926.
	c	Investments - corporate bonds (attach schedule)	STMT 11		316,404.	331,905.
	11	Investments - land, buildings, and equipment basis				
	Less: accumulated depreciation (attach schedule) ▶					
12	Investments - mortgage loans					
13	Investments - other (attach schedule)	STMT 12				
14	Land, buildings, and equipment basis					
	Less: accumulated depreciation (attach schedule) ▶					
15	Other assets (describe ▶)					
16	Total assets (to be completed by all filers - see the instructions. Also, see page 1, item I)		4,216,191.	4,199,085.	4,474,143.	
Liabilities	17	Accounts payable and accrued expenses				
	18	Grants payable				
	19	Deferred revenue				
	20	Loans from officers, directors, trustees, and other disqualified persons				
	21	Mortgages and other notes payable (attach schedule)				
	22	Other liabilities (describe ▶)				
23	Total liabilities (add lines 17 through 22)					
Net Assets or Fund Balances	Foundations that follow SFAS 117, check here ▶ <input type="checkbox"/> and complete lines 24 through 26 and lines 30 and 31.					
	24	Unrestricted				
	25	Temporarily restricted				
	26	Permanently restricted				
	Foundations that do not follow SFAS 117, check here and complete lines 27 through 31. ▶ <input checked="" type="checkbox"/>					
	27	Capital stock, trust principal, or current funds		4,216,191.	4,199,085.	
	28	Paid-in or capital surplus, or land, bldg., and equipment fund				
	29	Retained earnings, accumulated income, endowment, or other funds				
	30	Total net assets or fund balances (see page 17 of the instructions)		4,216,191.	4,199,085.	
	31	Total liabilities and net assets/fund balances (see page 17 of the instructions)		4,216,191.	4,199,085.	

Part III Analysis of Changes in Net Assets or Fund Balances

1	Total net assets or fund balances at beginning of year - Part II, column (a), line 30 (must agree with end-of-year figure reported on prior year's return)	1	4,216,191.
2	Enter amount from Part I, line 27a	2	-17,545.
3	Other increases not included in line 2 (itemize) ▶ SEE STATEMENT 13	3	545.
4	Add lines 1, 2, and 3	4	4,199,191.
5	Decreases not included in line 2 (itemize) ▶ SEE STATEMENT 14	5	106.
6	Total net assets or fund balances at end of year (line 4 minus line 5) - Part II, column (b), line 30	6	4,199,085.

Form 990-PF (2010)

Part IV Capital Gains and Losses for Tax on Investment Income

(a) List and describe the kind(s) of property sold (e.g., real estate, 2-story brick warehouse; or common stock, 200 shs. MLC Co.)			(b) How acquired P-Purchase D-Donation	(c) Date acquired (mo., day, yr.)	(d) Date sold (mo., day, yr.)
1a SEE PART IV DETAIL					
b					
c					
d					
e					
(e) Gross sales price	(f) Depreciation allowed (or allowable)	(g) Cost or other basis plus expense of sale	(h) Gain or (loss) (e) plus (f) minus (g)		
a					
b					
c					
d					
e					
Complete only for assets showing gain in column (h) and owned by the foundation on 12/31/69			(i) Gains (Col. (h) gain minus col. (k), but not less than -0-) or Losses (from col. (h))		
(i) F.M.V. as of 12/31/69	(j) Adjusted basis as of 12/31/69	(k) Excess of col. (i) over col. (j), if any			
a					
b					
c					
d					
e					
2 Capital gain net income or (net capital loss)			2	74,063.	
If gain, also enter in Part I, line 7 If (loss), enter -0- in Part I, line 7					
3 Net short-term capital gain or (loss) as defined in sections 1222(5) and (6):			3		
If gain, also enter in Part I, line 8, column (c) (see pages 13 and 17 of the instructions). If (loss), enter -0- in Part I, line 8.					

Part V Qualification Under Section 4940(e) for Reduced Tax on Net Investment Income

(For optional use by domestic private foundations subject to the section 4940(a) tax on net investment income.)

If section 4940(d)(2) applies, leave this part blank.

Was the foundation liable for the section 4942 tax on the distributable amount of any year in the base period?

☐ Yes ☒ No

If "Yes," the foundation does not qualify under section 4940(e). Do not complete this part.

1 Enter the appropriate amount in each column for each year; see page 18 of the instructions before making any entries.

(a) Base period years Calendar year (or tax year beginning in)	(b) Adjusted qualifying distributions	(c) Net value of noncharitable-use assets	(d) Distribution ratio (col. (b) divided by col. (c))
2009	185,112.	3,653,091.	0.05067270429
2008	267,218.	4,307,150.	0.06204056046
2007	352,717.	5,261,630.	0.06703569046
2006	266,659.	4,988,164.	0.05345834660
2005	8,718.	2,578,715.	0.00338075359
2 Total of line 1, column (d)			2 0.23658805540
3 Average distribution ratio for the 5-year base period - divide the total on line 2 by 5, or by the number of years the foundation has been in existence if less than 5 years			3 0.04731761108
4 Enter the net value of noncharitable-use assets for 2010 from Part X, line 5			4 4,133,224.
5 Multiply line 4 by line 3			5 195,574.
6 Enter 1% of net investment income (1% of Part I, line 27b)			6 1,371.
7 Add lines 5 and 6			7 196,945.
8 Enter qualifying distributions from Part XII, line 4			8 154,500.

If line 8 is equal to or greater than line 7, check the box in Part VI, line 1b, and complete that part using a 1% tax rate. See the Part VI instructions on page 18.

Part VI Excise Tax Based on Investment Income (Section 4940(a), 4940(b), 4940(e), or 4948 - see page 18 of the instructions)

1a	Exempt operating foundations described in section 4940(d)(2), check here <input type="checkbox"/> and enter "N/A" on line 1.		
Date of ruling or determination letter: _____ (attach copy of ruling letter if necessary - see instructions)			
b	Domestic foundations that meet the section 4940(e) requirements in Part V, check here <input type="checkbox"/> and enter 1% of Part I, line 27b	1	2,742.
c	All other domestic foundations enter 2% of line 27b. Exempt foreign organizations enter 4% of Part I, line 12, col. (b).		
2	Tax under section 511 (domestic section 4947(a)(1) trusts and taxable foundations only. Others enter -0-)	2	
3	Add lines 1 and 2	3	2,742.
4	Subtitle A (income) tax (domestic section 4947(a)(1) trusts and taxable foundations only. Others enter -0-)	4	NONE
5	Tax based on investment income. Subtract line 4 from line 3. If zero or less, enter -0-	5	2,742.
6	Credits/Payments:		
a	2010 estimated tax payments and 2009 overpayment credited to 2010	6a	807.
b	Exempt foreign organizations-tax withheld at source	6b	NONE
c	Tax paid with application for extension of time to file (Form 8868)	6c	2,650.
d	Backup withholding erroneously withheld	6d	
7	Total credits and payments. Add lines 6a through 6d	7	3,457.
8	Enter any penalty for underpayment of estimated tax. Check here <input type="checkbox"/> if Form 2220 is attached	8	
9	Tax due. If the total of lines 5 and 8 is more than line 7, enter amount owed	9	
10	Overpayment. If line 7 is more than the total of lines 5 and 8, enter the amount overpaid	10	715.
11	Enter the amount of line 10 to be: Credited to 2011 estimated tax ▶ 715. Refunded ▶	11	




Part VII-A Statements Regarding Activities

	Yes	No
1a During the tax year, did the foundation attempt to influence any national, state, or local legislation or did it participate or intervene in any political campaign?		X
b Did it spend more than \$100 during the year (either directly or indirectly) for political purposes (see page 19 of the instructions for definition)? If the answer is "Yes" to 1a or 1b, attach a detailed description of the activities and copies of any materials published or distributed by the foundation in connection with the activities.		X
c Did the foundation file Form 1120-POL for this year?		X
d Enter the amount (if any) of tax on political expenditures (section 4955) imposed during the year: (1) On the foundation. ▶ \$ _____ (2) On foundation managers. ▶ \$ _____		
e Enter the reimbursement (if any) paid by the foundation during the year for political expenditure tax imposed on foundation managers. ▶ \$ _____		
2 Has the foundation engaged in any activities that have not previously been reported to the IRS? If "Yes," attach a detailed description of the activities.		X
3 Has the foundation made any changes, not previously reported to the IRS, in its governing instrument, articles of incorporation, or bylaws, or other similar instruments? If "Yes," attach a conformed copy of the changes		X
4a Did the foundation have unrelated business gross income of \$1,000 or more during the year?		X
b If "Yes," has it filed a tax return on Form 990-T for this year?		
5 Was there a liquidation, termination, dissolution, or substantial contraction during the year? If "Yes," attach the statement required by General Instruction T		X
6 Are the requirements of section 508(e) (relating to sections 4941 through 4945) satisfied either: • By language in the governing instrument, or • By state legislation that effectively amends the governing instrument so that no mandatory directions that conflict with the state law remain in the governing instrument?	X	
7 Did the foundation have at least \$5,000 in assets at any time during the year? If "Yes," complete Part II, col. (c), and Part XV	X	
8a Enter the states to which the foundation reports or with which it is registered (see page 19 of the instructions) ▶ STMT 15		
b If the answer is "Yes" to line 7, has the foundation furnished a copy of Form 990-PF to the Attorney General (or designate) of each state as required by General Instruction G? If "No," attach explanation	X	
9 Is the foundation claiming status as a private operating foundation within the meaning of section 4942(j)(3) or 4942(j)(5) for calendar year 2010 or the taxable year beginning in 2010 (see instructions for Part XIV on page 27)? If "Yes," complete Part XIV		X
10 Did any persons become substantial contributors during the tax year? If "Yes," attach a schedule listing their names and addresses		X

Form 990-PF (2010)

11	At any time during the year, did the foundation, directly or indirectly, own a controlled entity within the meaning of section 512(b)(13)? If "Yes," attach schedule (see page 20 of the instructions)	11		X
12	Did the foundation acquire a direct or indirect interest in any applicable insurance contract before August 17, 2008?	12		X
13	Did the foundation comply with the public inspection requirements for its annual returns and exemption application?	13	X	
Website address ► N/A				
14	The books are in care of ► REGIONS BANK TRUST DEPARTMENT		Telephone no. ► (251) 690-1024	
Located at ► 11 NORTH WATER STREET, 25TH FLOOR, MOBILE, AL		ZIP + 4 ► 36602		
15	Section 4947(a)(1) nonexempt charitable trusts filing Form 990-PF in lieu of Form 1041 - Check here	<input type="checkbox"/>		
and enter the amount of tax-exempt interest received or accrued during the year		15		
16	At any time during calendar year 2010, did the foundation have an interest in or a signature or other authority over a bank, securities, or other financial account in a foreign country?	16	Yes	No
See page 20 of the instructions for exceptions and filing requirements for Form TD F 90-22.1. If "Yes," enter the name of the foreign country ►				X

File Form 4720 if any item is checked in the "Yes" column, unless an exception applies.

- 1a** During the year did the foundation (either directly or indirectly):
- (1) Engage in the sale or exchange, or leasing of property with a disqualified person? ☐ Yes ☒ No
- (2) Borrow money from, lend money to, or otherwise extend credit to (or accept it from) a disqualified person? ☐ Yes ☒ No
- (3) Furnish goods, services, or facilities to (or accept them from) a disqualified person? ☒ Yes ☐ No
- (4) Pay compensation to, or pay or reimburse the expenses of, a disqualified person? ☐ Yes ☒ No
- (5) Transfer any income or assets to a disqualified person (or make any of either available for the benefit or use of a disqualified person)? ☐ Yes ☒ No
- (6) Agree to pay money or property to a government official? (Exception. Check "No" if the foundation agreed to make a grant to or to employ the official for a period after termination of government service, if terminating within 90 days.) ☐ Yes ☒ No
- b** If any answer is "Yes" to 1a(1)-(6), did any of the acts fail to qualify under the exceptions described in Regulations section 53.4941(d)-3 or in a current notice regarding disaster assistance (see page 22 of the instructions)? ☐ Yes ☒ No
Organizations relying on a current notice regarding disaster assistance check here.  ☐
- c** Did the foundation engage in a prior year in any of the acts described in 1a, other than excepted acts, that were not corrected before the first day of the tax year beginning in 2010? ☐ Yes ☒ No
- 2** Taxes on failure to distribute income (section 4942) (does not apply for years the foundation was a private operating foundation defined in section 4942(j)(3) or 4942(j)(5)):
- a** At the end of tax year 2010, did the foundation have any undistributed income (lines 6d and 6e, Part XIII) for tax year(s) beginning before 2010? ☐ Yes ☒ No
If "Yes," list the years  _____
- b** Are there any years listed in 2a for which the foundation is not applying the provisions of section 4942(a)(2) (relating to incorrect valuation of assets) to the year's undistributed income? (If applying section 4942(a)(2) to all years listed, answer "No" and attach statement - see page 22 of the instructions.) ☐ Yes ☒ No
- c** If the provisions of section 4942(a)(2) are being applied to any of the years listed in 2a, list the years here.
 _____
- 3a** Did the foundation hold more than a 2% direct or indirect interest in any business enterprise at any time during the year? ☐ Yes ☒ No
- b** If "Yes," did it have excess business holdings in 2010 as a result of (1) any purchase by the foundation or disqualified persons after May 26, 1969; (2) the lapse of the 5-year period (or longer period approved by the Commissioner under section 4943(c)(7)) to dispose of holdings acquired by gift or bequest; or (3) the lapse of the 10-, 15-, or 20-year first phase holding period? (Use Schedule C, Form 4720, to determine if the foundation had excess business holdings in 2010.) ☐ Yes ☒ No
- 4a** Did the foundation invest during the year any amount in a manner that would jeopardize its charitable purposes? ☐ Yes ☒ No
- b** Did the foundation make any investment in a prior year (but after December 31, 1969) that could jeopardize its charitable purpose that had not been removed from jeopardy before the first day of the tax year beginning in 2010? ☐ Yes ☒ No

Form 990-PF (2010)

Part VII-B Statements Regarding Activities for Which Form 4720 May Be Required (continued)

- 5a** During the year did the foundation pay or incur any amount to:
- (1) Carry on propaganda, or otherwise attempt to influence legislation (section 4945(e))? ☐ Yes ☒ No
- (2) Influence the outcome of any specific public election (see section 4955); or to carry on, directly or indirectly, any voter registration drive? ☐ Yes ☒ No
- (3) Provide a grant to an individual for travel, study, or other similar purposes? ☐ Yes ☒ No
- (4) Provide a grant to an organization other than a charitable, etc., organization described in section 509(a)(1), (2), or (3), or section 4940(d)(2)? (see page 22 of the instructions) ☐ Yes ☒ No
- (5) Provide for any purpose other than religious, charitable, scientific, literary, or educational purposes, or for the prevention of cruelty to children or animals? ☐ Yes ☒ No
- b** If any answer is "Yes" to 5a(1)-(5), did any of the transactions fail to qualify under the exceptions described in Regulations section 53.4945 or in a current notice regarding disaster assistance (see page 22 of the instructions)? ☐ Yes ☒ No
Organizations relying on a current notice regarding disaster assistance check here ☐
- c** If the answer is "Yes" to question 5a(4), does the foundation claim exemption from the tax because it maintained expenditure responsibility for the grant? ☐ Yes ☒ No
If "Yes," attach the statement required by Regulations section 53.4945-5(d).
- 6a** Did the foundation, during the year, receive any funds, directly or indirectly, to pay premiums on a personal benefit contract? ☐ Yes ☒ No
- b** Did the foundation, during the year, pay premiums, directly or indirectly, on a personal benefit contract? ☐ Yes ☒ No
If "Yes" to 6b, file Form 8870.
- 7a** At any time during the tax year, was the foundation a party to a prohibited tax shelter transaction? ☐ Yes ☒ No
- b** If "Yes," did the foundation receive any proceeds or have any net income attributable to the transaction? ☐ Yes ☒ No

5b

6b

7b

Part VIII Information About Officers, Directors, Trustees, Foundation Managers, Highly Paid Employees, and Contractors**1 List all officers, directors, trustees, foundation managers and their compensation (see page 22 of the instructions).**

(a) Name and address	(b) Title, and average hours per week devoted to position	(c) Compensation (if not paid, enter -0-)	(d) Contributions to employee benefit plans and deferred compensation	(e) Expense account, other allowances
SEE STATEMENT 16		33,657.	-0-	-0-

2 Compensation of five highest-paid employees (other than those included on line 1 - see page 23 of the instructions). If none, enter "NONE."

(a) Name and address of each employee paid more than \$50,000	(b) Title, and average hours per week devoted to position	(c) Compensation	(d) Contributions to employee benefit plans and deferred compensation	(e) Expense account, other allowances
NONE		NONE	NONE	NONE

Total number of other employees paid over \$50,000 ☐ NONE

Form 990-PF (2010)

Part VIII Information About Officers, Directors, Trustees, Foundation Managers, Highly Paid Employees, and Contractors (continued)**3 Five highest-paid independent contractors for professional services** (see page 23 of the instructions). If none, enter "NONE."

(a) Name and address of each person paid more than \$50,000	(b) Type of service	(c) Compensation
NONE		NONE

Total number of others receiving over \$50,000 for professional services **NONE****Part IX-A Summary of Direct Charitable Activities**

List the foundation's four largest direct charitable activities during the tax year. Include relevant statistical information such as the number of organizations and other beneficiaries served, conferences convened, research papers produced, etc

Expenses

1 NONE

2

3

4

Part IX-B Summary of Program-Related Investments (see page 24 of the instructions)

Describe the two largest program-related investments made by the foundation during the tax year on lines 1 and 2

Amount

1 NONE

2

All other program-related investments. See page 24 of the instructions.

3 NONE

Total. Add lines 1 through 3

Form 990-PF (2010)

Part X Minimum Investment Return (All domestic foundations must complete this part. Foreign foundations, see page 24 of the instructions.)

1	Fair market value of assets not used (or held for use) directly in carrying out charitable, etc., purposes:		
a	Average monthly fair market value of securities	1a	4,196,166.
b	Average of monthly cash balances	1b	NONE
c	Fair market value of all other assets (see page 25 of the instructions)	1c	NONE
d	Total (add lines 1a, b, and c)	1d	4,196,166.
e	Reduction claimed for blockage or other factors reported on lines 1a and 1c (attach detailed explanation)	1e	
2	Acquisition indebtedness applicable to line 1 assets	2	NONE
3	Subtract line 2 from line 1d	3	4,196,166.
4	Cash deemed held for charitable activities. Enter 1 1/2% of line 3 (for greater amount, see page 25 of the instructions)	4	62,942.
5	Net value of noncharitable-use assets. Subtract line 4 from line 3. Enter here and on Part V, line 4	5	4,133,224.
6	Minimum investment return. Enter 5% of line 5	6	206,661.

Part XI Distributable Amount (see page 25 of the instructions) (Section 4942(j)(3) and (j)(5) private operating foundations and certain foreign organizations check here ☐ and do not complete this part.)

1	Minimum investment return from Part X, line 6	1	206,661.
2a	Tax on investment income for 2010 from Part VI, line 5	2a	2,742.
b	Income tax for 2010. (This does not include the tax from Part VI.)	2b	
c	Add lines 2a and 2b	2c	2,742.
3	Distributable amount before adjustments. Subtract line 2c from line 1	3	203,919.
4	Recoveries of amounts treated as qualifying distributions	4	NONE
5	Add lines 3 and 4	5	203,919.
6	Deduction from distributable amount (see page 25 of the instructions)	6	NONE
7	Distributable amount as adjusted. Subtract line 6 from line 5. Enter here and on Part XIII, line 1	7	203,919.

Part XII Qualifying Distributions (see page 25 of the instructions)

1	Amounts paid (including administrative expenses) to accomplish charitable, etc., purposes:		
a	Expenses, contributions, gifts, etc. - total from Part I, column (d), line 26	1a	154,500.
b	Program-related investments - total from Part IX-B	1b	
2	Amounts paid to acquire assets used (or held for use) directly in carrying out charitable, etc., purposes	2	NONE
3	Amounts set aside for specific charitable projects that satisfy the:		
a	Suitability test (prior IRS approval required)	3a	NONE
b	Cash distribution test (attach the required schedule)	3b	NONE
4	Qualifying distributions. Add lines 1a through 3b. Enter here and on Part V, line 8, and Part XIII, line 4	4	154,500.
5	Foundations that qualify under section 4940(e) for the reduced rate of tax on net investment income. Enter 1% of Part I, line 27b (see page 26 of the instructions)	5	N/A
6	Adjusted qualifying distributions. Subtract line 5 from line 4	6	154,500.

Note: The amount on line 6 will be used in Part V, column (b), in subsequent years when calculating whether the foundation qualifies for the section 4940(e) reduction of tax in those years.

Part XIII Undistributed Income (see page 26 of the instructions)

	(a) Corpus	(b) Years prior to 2009	(c) 2009	(d) 2010
1 Distributable amount for 2010 from Part XI, line 7				203,919.
2 Undistributed income, if any, as of the end of 2010:				
a Enter amount for 2009 only			NONE	
b Total for prior years: 20 <u>08</u> , 20 <u> </u> , 20 <u> </u>		NONE		
3 Excess distributions carryover, if any, to 2010:				
a From 2005	NONE			
b From 2006	NONE			
c From 2007	23,523.			
d From 2008	53,732.			
e From 2009	3,833.			
f Total of lines 3a through e	81,088.			
4 Qualifying distributions for 2010 from Part XII, line 4: ► \$ <u>154,500.</u>				
a Applied to 2009, but not more than line 2a			NONE	
b Applied to undistributed income of prior years (Election required - see page 26 of the instructions)		NONE		
c Treated as distributions out of corpus (Election required - see page 26 of the instructions)	NONE			
d Applied to 2010 distributable amount				154,500.
e Remaining amount distributed out of corpus	NONE			
5 Excess distributions carryover applied to 2010	49,419.			49,419.
(If an amount appears in column (d), the same amount must be shown in column (a).)				
6 Enter the net total of each column as indicated below:				
a Corpus. Add lines 3f, 4c, and 4e. Subtract line 5	31,669.			
b Prior years' undistributed income. Subtract line 4b from line 2b		NONE		
c Enter the amount of prior years' undistributed income for which a notice of deficiency has been issued, or on which the section 4942(a) tax has been previously assessed		NONE		
d Subtract line 6c from line 6b. Taxable amount - see page 27 of the instructions		NONE		
e Undistributed income for 2009. Subtract line 4a from line 2a. Taxable amount - see page 27 of the instructions			NONE	
f Undistributed income for 2010. Subtract lines 4d and 5 from line 1. This amount must be distributed in 2011.				
7 Amounts treated as distributions out of corpus to satisfy requirements imposed by section 170(b)(1)(F) or 4942(g)(3) (see page 27 of the instructions)	NONE			
8 Excess distributions carryover from 2005 not applied on line 5 or line 7 (see page 27 of the instructions)	NONE			
9 Excess distributions carryover to 2011. Subtract lines 7 and 8 from line 6a	31,669.			
10 Analysis of line 9:				
a Excess from 2006	NONE			
b Excess from 2007	NONE			
c Excess from 2008	27,836.			
d Excess from 2009	3,833.			
e Excess from 2010				

Part XIV Private Operating Foundations (see page 27 of the instructions and Part VII-A, question 9) **NOT APPLICABLE**

1 a If the foundation has received a ruling or determination letter that it is a private operating foundation, and the ruling is effective for 2010, enter the date of the ruling

b Check box to indicate whether the foundation is a private operating foundation described in section

4942(j)(3) or

4942(j)(5)

	Tax year	Prior 3 years			(e) Total
	(a) 2010	(b) 2009	(c) 2008	(d) 2007	
2 a Enter the lesser of the adjusted net income from Part I or the minimum investment return from Part X for each year listed					
b 85% of line 2a					
c Qualifying distributions from Part XII, line 4 for each year listed					
d Amounts included in line 2c not used directly for active conduct of exempt activities					
e Qualifying distributions made directly for active conduct of exempt activities. Subtract line 2d from line 2c					
3 Complete 3a, b, or c for the alternative test relied upon:					
a "Assets" alternative test - enter:					
(1) Value of all assets					
(2) Value of assets qualifying under section 4942(j)(3)(B)(i).					
b "Endowment" alternative test - enter 2/3 of minimum investment return shown in Part X, line 6 for each year listed					
c "Support" alternative test - enter:					
(1) Total support other than gross investment income (interest, dividends, rents, payments on securities loans (section 512(a)(5)), or royalties).					
(2) Support from general public and 5 or more exempt organizations as provided in section 4942(j)(3)(B)(iii).					
(3) Largest amount of support from an exempt organization					
(4) Gross investment income					

Part XV Supplementary Information (Complete this part only if the foundation had \$5,000 or more in assets at any time during the year - see page 28 of the instructions.)**1 Information Regarding Foundation Managers:**

a List any managers of the foundation who have contributed more than 2% of the total contributions received by the foundation before the close of any tax year (but only if they have contributed more than \$5,000). (See section 507(d)(2).)

N/A

b List any managers of the foundation who own 10% or more of the stock of a corporation (or an equally large portion of the ownership of a partnership or other entity) of which the foundation has a 10% or greater interest.

N/A

2 Information Regarding Contribution, Grant, Gift, Loan, Scholarship, etc., Programs:

Check here ☐ if the foundation only makes contributions to preselected charitable organizations and does not accept unsolicited requests for funds. If the foundation makes gifts, grants, etc. (see page 28 of the instructions) to individuals or organizations under other conditions, complete items 2a, b, c, and d.

a The name, address, and telephone number of the person to whom applications should be addressed:

SEE STATEMENT 19

b The form in which applications should be submitted and information and materials they should include:

SEE ATTACHED STATEMENT FOR LINE 2

c Any submission deadlines:

SEE ATTACHED STATEMENT FOR LINE 2

d Any restrictions or limitations on awards, such as by geographical areas, charitable fields, kinds of institutions, or other factors:

SEE ATTACHED STATEMENT FOR LINE 2

Part XV Supplementary Information (continued)**3 Grants and Contributions Paid During the Year or Approved for Future Payment**

Recipient Name and address (home or business)	If recipient is an individual, show any relationship to any foundation manager or substantial contributor	Foundation status of recipient	Purpose of grant or contribution	Amount
a Paid during the year SEE STATEMENT 20				
Total			▶ 3a	153,600.
b Approved for future payment				
Total			▶ 3b	

Form **990-PF** (2010)

Enter gross amounts unless otherwise indicated.

(See worksheet in line 13 instructions on page 29 to verify calculations.)

Line No. ▼	Explain below how each activity for which income is reported in column (e) of Part XVI-A contributed importantly to the accomplishment of the foundation's exempt purposes (other than by providing funds for such purposes). (See page 29 of the instructions.)
----------------------	--

Form **990-PF** (2010)

Part XVII Information Regarding Transfers To and Transactions and Relationships With Noncharitable Exempt Organizations

- | 1 | | Yes | No |
|--|--|-----|----|
| Did the organization directly or indirectly engage in any of the following with any other organization described in section 501(c) of the Code (other than section 501(c)(3) organizations) or in section 527, relating to political organizations? | | | |
| a Transfers from the reporting foundation to a noncharitable exempt organization of: | | | |
| (1) Cash | | | X |
| (2) Other assets | | | X |
| b Other transactions: | | | |
| (1) Sales of assets to a noncharitable exempt organization | | | X |
| (2) Purchases of assets from a noncharitable exempt organization | | | X |
| (3) Rental of facilities, equipment, or other assets | | | X |
| (4) Reimbursement arrangements | | | X |
| (5) Loans or loan guarantees | | | X |
| (6) Performance of services or membership or fundraising solicitations | | | X |
| c Sharing of facilities, equipment, mailing lists, other assets, or paid employees | | | X |
| d If the answer to any of the above is "Yes," complete the following schedule. Column (b) should always show the fair market value of the goods, other assets, or services given by the reporting foundation. If the foundation received less than fair market value in any transaction or sharing arrangement, show in column (d) the value of the goods, other assets, or services received. | | | |

[illegible]

- 2a** Is the foundation directly or indirectly affiliated with, or related to, one or more tax-exempt organizations described in section 501(c) of the Code (other than section 501(c)(3)) or in section 527? ☐ Yes ☒ No
- b** If "Yes," complete the following schedule.

(a) Name of organization	(b) Type of organization	(c) Description of relationship

**Sign
Here**

Under penalties of perjury, I declare that I have examined this return, including accompanying schedules and statements, and to the best of my knowledge and belief it is true, correct, and complete. Declaration of preparer (other than taxpayer or fiduciary) is based on all information of which preparer has any knowledge.

Guille Schinka

08/29/2011

TRUST OFFICER

Signature of officer or trustee **REGIONS BANK, TRUSTEE**

Date

Title

Print/Type preparer's name _____

Preparer's signature

Date _____

PTIN

Check ☐ if self-employed

**Paid
Preparer
Use Only**

Firm's name ▶

Firm's EIN ▶

Firm's address ►

Phone no.

FORM 990-PF - PART IV
CAPITAL GAINS AND LOSSES FOR TAX ON INVESTMENT INCOME

Kind of Property		Description				Date acquired	Date sold
Gross sale price less expenses of sale	Depreciation allowed/allowable	Cost or other basis	FMV as of 12/31/69	Adj. basis as of 12/31/69	Excess of FMV over adj basis	Gain or (loss)	
46,228.00		1630. AT&T INC PROPERTY TYPE: SECURITIES 65,401.00				P 08/01/2007 -19,173.00	01/19/2011
1,073.00		1000. AT&T INC DTD 05/13/08 5.6% 05/15/2 PROPERTY TYPE: SECURITIES 1,074.00				P 12/14/2009 -1.00	05/10/2010
3,185.00		3000. ABBOTT LABS DTD 3/3/09 5.125% 04/0 PROPERTY TYPE: SECURITIES 3,207.00				P 12/14/2009 -22.00	03/22/2010
2,124.00		2000. ABBOTT LABS DTD 3/3/09 5.125% 04/0 PROPERTY TYPE: SECURITIES 1,999.00				P 02/26/2009 125.00	03/22/2010
3,142.00		3000. ABBOTT LABS DTD 3/3/09 5.125% 04/0 PROPERTY TYPE: SECURITIES 2,987.00				P 02/26/2009 155.00	03/26/2010
2,114.00		2000. ABBOTT LABS DTD 3/3/09 5.125% 04/0 PROPERTY TYPE: SECURITIES 1,990.00				P 02/27/2009 124.00	04/15/2010
44,309.00		500. AIR PRODS & CHEMICALS INC COM W/ RT PROPERTY TYPE: SECURITIES 31,728.00				P 07/19/2006 12,581.00	01/19/2011
16,448.00		230. ALLERGAN INC PROPERTY TYPE: SECURITIES 11,554.00				P 12/02/2005 4,894.00	01/19/2011
5,864.00		130. AMERICAN EXPRESS CO PROPERTY TYPE: SECURITIES 7,545.00				P 02/06/2007 -1,681.00	01/19/2011
5,502.00		5000. BP CAPITAL MARKETS PLC NORMAL 5.25 PROPERTY TYPE: SECURITIES 5,530.00				P 12/14/2009 -28.00	04/01/2010
5,502.00		5000. BP CAPITAL MARKETS PLC NORMAL 5.25 PROPERTY TYPE: SECURITIES 4,997.00				P 11/06/2008 505.00	04/01/2010

FORM 990-PF - PART IV
CAPITAL GAINS AND LOSSES FOR TAX ON INVESTMENT INCOME

Kind of Property		Description				Date acquired	Date sold
Gross sale price less expenses of sale	Depreciation allowed/allowable	Cost or other basis	FMV as of 12/31/69	Adj. basis as of 12/31/69	Excess of FMV over adj basis	Gain or (loss)	
2,013.00		2000. BP CAPITAL MARKETS PLC DTD 10/01/2000 PROPERTY TYPE: SECURITIES 1,994.00				19.00	09/29/2010
1,004.00		1000. BARCLAYS BANK PLC DTD 04/07/2010 PROPERTY TYPE: SECURITIES 1,004.00					05/10/2010
34,991.00		1000. BEST BUY INC PROPERTY TYPE: SECURITIES 42,759.00				-7,768.00	01/19/2011
10,238.00		10000. BLACKROCK INC DTD 12/10/2009 3.5% PROPERTY TYPE: SECURITIES 10,057.00				181.00	04/29/2010
3,087.00		90. CVS CORP PROPERTY TYPE: SECURITIES 3,392.00				-305.00	01/19/2011
2,015.00		2000. CVS/CAREMARK CORPORATION DTD 9/11/2000 PROPERTY TYPE: SECURITIES 2,033.00				-18.00	05/10/2010
16,710.00		180. CHEVRONTExACO CORP COM PROPERTY TYPE: SECURITIES 10,708.00				6,002.00	01/19/2011
1,031.00		1000. CITIGROUP INC FDIC GUARANTEED DTD PROPERTY TYPE: SECURITIES 1,019.00				12.00	12/07/2010
20,582.00		20000. CITIGROUP INC FDIC GUARANTEED DTD PROPERTY TYPE: SECURITIES 20,384.00				198.00	01/28/2011
77,835.00		1150. CITRIX SYSTEM INC PROPERTY TYPE: SECURITIES 35,754.00				42,081.00	01/19/2011
1,063.00		1000. COMCAST CORP DTD 06/18/09 5.7% 07/07/09 PROPERTY TYPE: SECURITIES 1,068.00				-5.00	05/10/2010

FORM 990-PF - PART IV
CAPITAL GAINS AND LOSSES FOR TAX ON INVESTMENT INCOME

Kind of Property		Description				P or D	Date acquired	Date sold
Gross sale price less expenses of sale	Depreciation allowed/ allowable	Cost or other basis	FMV as of 12/31/69	Adj. basis as of 12/31/69	Excess of FMV over adj basis		Gain or (loss)	
1,187.00		1000. CONOCOPHILLIPS DTD 2/3/09 6.5% 02/ PROPERTY TYPE: SECURITIES 1,116.00				P	12/14/2009	07/08/2010 71.00
1,087.00		1000. CREDIT SUISSE NEW YORK DTD 5/4/09 PROPERTY TYPE: SECURITIES 1,103.00				P	12/14/2009	07/08/2010 -16.00
59,341.00		1300. DARDEN RESTAURANTS INC PROPERTY TYPE: SECURITIES 45,447.00				P	08/13/2008	01/19/2011 13,894.00
28,853.00		2100. DELL INC PROPERTY TYPE: SECURITIES 57,456.00				P	08/02/2006	01/19/2011 -28,603.00
50,000.00		600. DEVON ENERGY CORPORATION PROPERTY TYPE: SECURITIES 58,623.00				P	08/13/2008	01/19/2011 -8,623.00
59,619.00		1530. WALT DISNEY CO COM PROPERTY TYPE: SECURITIES 38,132.00				P	01/18/2006	01/19/2011 21,487.00
7,666.00		7000. DUKE ENERGY CORP CALLABLE 6.25% 01 PROPERTY TYPE: SECURITIES 7,388.00				P	02/08/2006	02/09/2010 278.00
11,166.00		460. E M C CORP MASS COM PROPERTY TYPE: SECURITIES 6,500.00				P	12/02/2005	01/19/2011 4,666.00
25,246.00		240. EATON CORP PROPERTY TYPE: SECURITIES 17,292.00				P	08/13/2008	01/19/2011 7,954.00
38,404.00		900. EXELON CORP PROPERTY TYPE: SECURITIES 64,417.00				P	08/01/2007	01/19/2011 -26,013.00
43.00		.74 EXXON MOBIL CORP PROPERTY TYPE: SECURITIES 56.00				P	02/06/2007	07/01/2010 -13.00

FORM 990-PF - PART IV
CAPITAL GAINS AND LOSSES FOR TAX ON INVESTMENT INCOME

Kind of Property		Description				Date acquired	Date sold
Gross sale price less expenses of sale	Depreciation allowed/allowable	Cost or other basis	FMV as of 12/31/69	Adj. basis as of 12/31/69	Excess of FMV over adj. basis	Gain or (loss)	
85,707.00		1090. EXXON MOBIL CORP PROPERTY TYPE: SECURITIES 79,233.00				P 08/13/2008 6,474.00	01/19/2011
114.00		113.86 FEDERAL HOME LOAN MORTGAGE CORP PROPERTY TYPE: SECURITIES 111.00				P 08/15/2006 3.00	02/16/2010
184.00		184.47 FEDERAL HOME LOAN MORTGAGE CORP PROPERTY TYPE: SECURITIES 179.00				P 08/15/2006 5.00	03/15/2010
117.00		117.13 FEDERAL HOME LOAN MORTGAGE CORP PROPERTY TYPE: SECURITIES 114.00				P 08/15/2006 3.00	04/15/2010
108.00		107.9 FEDERAL HOME LOAN MORTGAGE CORP PROPERTY TYPE: SECURITIES 105.00				P P 08/15/2006 3.00	05/17/2010
102.00		102.28 FEDERAL HOME LOAN MORTGAGE CORP PROPERTY TYPE: SECURITIES 99.00				P 08/15/2006 3.00	06/15/2010
111.00		110.72 FEDERAL HOME LOAN MORTGAGE CORP PROPERTY TYPE: SECURITIES 108.00				P 08/15/2006 3.00	07/15/2010
120.00		120.36 FEDERAL HOME LOAN MORTGAGE CORP PROPERTY TYPE: SECURITIES 117.00				P 08/15/2006 3.00	08/16/2010
142.00		142.11 FEDERAL HOME LOAN MORTGAGE CORP PROPERTY TYPE: SECURITIES 138.00				P 08/15/2006 4.00	09/15/2010
144.00		143.93 FEDERAL HOME LOAN MORTGAGE CORP PROPERTY TYPE: SECURITIES 140.00				P 08/15/2006 4.00	10/15/2010
140.00		139.91 FEDERAL HOME LOAN MORTGAGE CORP PROPERTY TYPE: SECURITIES 136.00				P 08/15/2006 4.00	11/15/2010

FORM 990-PF - PART IV
CAPITAL GAINS AND LOSSES FOR TAX ON INVESTMENT INCOME

Kind of Property		Description				Date acquired	Date sold
Gross sale price less expenses of sale	Depreciation allowed/allowable	Cost or other basis	FMV as of 12/31/69	Adj. basis as of 12/31/69	Excess of FMV over adj basis	Gain or (loss)	
152.00		151.77 FEDERAL HOME LOAN MORTGAGE CORP PROPERTY TYPE: SECURITIES 147.00				08/15/2006 5.00	12/15/2010
162.00		161.71 FEDERAL HOME LOAN MORTGAGE CORP PROPERTY TYPE: SECURITIES 157.00				08/15/2006 5.00	01/18/2011
92.00		91.86 FEDERAL HOME LOAN MTG CORP POOL #G PROPERTY TYPE: SECURITIES 89.00				08/15/2006 3.00	02/16/2010
149.00		148.94 FEDERAL HOME LOAN MTG CORP POOL # PROPERTY TYPE: SECURITIES 145.00				08/15/2006 4.00	03/15/2010
151.00		151.09 FEDERAL HOME LOAN MTG CORP POOL # PROPERTY TYPE: SECURITIES 147.00				08/15/2006 4.00	04/15/2010
117.00		117.36 FEDERAL HOME LOAN MTG CORP POOL # PROPERTY TYPE: SECURITIES 114.00				08/15/2006 3.00	05/17/2010
99.00		98.99 FEDERAL HOME LOAN MTG CORP POOL #G PROPERTY TYPE: SECURITIES 96.00				08/15/2006 3.00	06/15/2010
116.00		116.2 FEDERAL HOME LOAN MTG CORP POOL #G PROPERTY TYPE: SECURITIES 113.00				08/15/2006 3.00	07/15/2010
88.00		88.06 FEDERAL HOME LOAN MTG CORP POOL #G PROPERTY TYPE: SECURITIES 86.00				08/15/2006 2.00	08/16/2010
120.00		119.96 FEDERAL HOME LOAN MTG CORP POOL # PROPERTY TYPE: SECURITIES 117.00				08/15/2006 3.00	09/15/2010
147.00		146.9 FEDERAL HOME LOAN MTG CORP POOL #G PROPERTY TYPE: SECURITIES 143.00				08/15/2006 4.00	10/15/2010

FORM 990-PF - PART IV
CAPITAL GAINS AND LOSSES FOR TAX ON INVESTMENT INCOME

Kind of Property		Description				Date acquired	Date sold
Gross sale price less expenses of sale	Depreciation allowed/allowable	Cost or other basis	FMV as of 12/31/69	Adj basis as of 12/31/69	Excess of FMV over adj basis	Gain or (loss)	
146.00		145.73 FEDERAL HOME LOAN MTG CORP POOL # P PROPERTY TYPE: SECURITIES 142.00				08/15/2006 4.00	11/15/2010
128.00		127.68 FEDERAL HOME LOAN MTG CORP POOL # P PROPERTY TYPE: SECURITIES 124.00				08/15/2006 4.00	12/15/2010
139.00		138.78 FEDERAL HOME LOAN MTG CORP POOL # P PROPERTY TYPE: SECURITIES 135.00				08/15/2006 4.00	01/18/2011
400.00		400.1 FEDERAL HOME LOAN MTG CORP POOL #G P PROPERTY TYPE: SECURITIES 426.00				12/14/2009 -26.00	02/16/2010
662.00		662.39 FEDERAL HOME LOAN MTG CORP POOL # P PROPERTY TYPE: SECURITIES 705.00				12/14/2009 -43.00	03/15/2010
504.00		504.01 FEDERAL HOME LOAN MTG CORP POOL # P PROPERTY TYPE: SECURITIES 536.00				12/14/2009 -32.00	04/15/2010
410.00		410.26 FEDERAL HOME LOAN MTG CORP POOL # P PROPERTY TYPE: SECURITIES 436.00				12/14/2009 -26.00	05/17/2010
375.00		374.54 FEDERAL HOME LOAN MTG CORP POOL # P PROPERTY TYPE: SECURITIES 398.00				12/14/2009 -23.00	06/15/2010
382.00		381.98 FEDERAL HOME LOAN MTG CORP POOL # P PROPERTY TYPE: SECURITIES 406.00				12/14/2009 -24.00	07/15/2010
429.00		428.62 FEDERAL HOME LOAN MTG CORP POOL # P PROPERTY TYPE: SECURITIES 456.00				12/14/2009 -27.00	08/16/2010
487.00		486.95 FEDERAL HOME LOAN MTG CORP POOL # P PROPERTY TYPE: SECURITIES 518.00				12/14/2009 -31.00	09/15/2010

FORM 990-PF - PART IV
CAPITAL GAINS AND LOSSES FOR TAX ON INVESTMENT INCOME

Kind of Property		Description				Date acquired	Date sold
Gross sale price less expenses of sale	Depreciation allowed/allowable	Cost or other basis	FMV as of 12/31/69	Adj. basis as of 12/31/69	Excess of FMV over adj basis	Gain or (loss)	
518.00		518.33 FEDERAL HOME LOAN MTG CORP POOL # PROPERTY TYPE: SECURITIES 551.00				12/14/2009 -33.00	10/15/2010
609.00		609.21 FEDERAL HOME LOAN MTG CORP POOL # PROPERTY TYPE: SECURITIES 648.00				12/14/2009 -39.00	11/15/2010
566.00		565.74 FEDERAL HOME LOAN MTG CORP POOL # PROPERTY TYPE: SECURITIES 602.00				12/14/2009 -36.00	12/15/2010
539.00		539.43 FEDERAL HOME LOAN MTG CORP POOL # PROPERTY TYPE: SECURITIES 574.00				12/14/2009 -35.00	01/18/2011
668.00		667.67 FEDERAL HOME LOAN MTG CORP POOL # PROPERTY TYPE: SECURITIES 660.00				12/11/2006 8.00	02/16/2010
1,019.00		1019.26 FEDERAL HOME LOAN MTG CORP POOL PROPERTY TYPE: SECURITIES 1,008.00				12/11/2006 11.00	03/15/2010
639.00		639.2 FEDERAL HOME LOAN MTG CORP POOL #G PROPERTY TYPE: SECURITIES 632.00				12/11/2006 7.00	04/15/2010
701.00		701.38 FEDERAL HOME LOAN MTG CORP POOL # PROPERTY TYPE: SECURITIES 694.00				12/11/2006 7.00	05/17/2010
627.00		627.01 FEDERAL HOME LOAN MTG CORP POOL # PROPERTY TYPE: SECURITIES 620.00				12/11/2006 7.00	06/15/2010
757.00		757.03 FEDERAL HOME LOAN MTG CORP POOL # PROPERTY TYPE: SECURITIES 749.00				12/11/2006 8.00	07/15/2010
693.00		693.32 FEDERAL HOME LOAN MTG CORP POOL # PROPERTY TYPE: SECURITIES 686.00				12/11/2006 7.00	08/16/2010

FORM 990-PF - PART IV
CAPITAL GAINS AND LOSSES FOR TAX ON INVESTMENT INCOME

Kind of Property		Description				Date acquired	Date sold
Gross sale price less expenses of sale	Depreciation allowed/allowable	Cost or other basis	FMV as of 12/31/69	Adj. basis as of 12/31/69	Excess of FMV over adj basis	Gain or (loss)	
682.00		681.99 FEDERAL HOME LOAN MTG CORP POOL # PROPERTY TYPE: SECURITIES 674.00				8.00	09/15/2010
789.00		789.24 FEDERAL HOME LOAN MTG CORP POOL # PROPERTY TYPE: SECURITIES 780.00				9.00	10/15/2010
893.00		893.4 FEDERAL HOME LOAN MTG CORP POOL #G PROPERTY TYPE: SECURITIES 883.00				10.00	11/15/2010
881.00		880.67 FEDERAL HOME LOAN MTG CORP POOL # PROPERTY TYPE: SECURITIES 871.00				10.00	12/15/2010
954.00		954.2 FEDERAL HOME LOAN MTG CORP POOL #G PROPERTY TYPE: SECURITIES 944.00				10.00	01/18/2011
440.00		440.14 FEDERAL HOME LOAN MTG CORP POOL # PROPERTY TYPE: SECURITIES 444.00				-4.00	02/16/2010
4,253.00		4252.84 FEDERAL HOME LOAN MTG CORP POOL PROPERTY TYPE: SECURITIES 4,289.00				-36.00	03/15/2010
1,031.00		1030.97 FEDERAL HOME LOAN MTG CORP POOL PROPERTY TYPE: SECURITIES 1,040.00				-9.00	04/15/2010
585.00		585.03 FEDERAL HOME LOAN MTG CORP POOL # PROPERTY TYPE: SECURITIES 590.00				-5.00	05/17/2010
1,130.00		1130.26 FEDERAL HOME LOAN MTG CORP POOL PROPERTY TYPE: SECURITIES 1,140.00				-10.00	06/15/2010
778.00		777.85 FEDERAL HOME LOAN MTG CORP POOL # PROPERTY TYPE: SECURITIES 784.00				-6.00	07/15/2010

FORM 990-PF - PART IV
CAPITAL GAINS AND LOSSES FOR TAX ON INVESTMENT INCOME

Kind of Property		Description				Date acquired	Date sold
Gross sale price less expenses of sale	Depreciation allowed/allowable	Cost or other basis	FMV as of 12/31/69	Adj. basis as of 12/31/69	Excess of FMV over adj basis	Gain or (loss)	
687.00		687.37 FEDERAL HOME LOAN MTG CORP POOL # PROPERTY TYPE: SECURITIES 693.00				05/09/2007 -6.00	08/16/2010
19,822.00		18382.16 FEDERAL HOME LOAN MTG CORP POOL PROPERTY TYPE: SECURITIES 18,537.00				05/09/2007 1,285.00	09/13/2010
1,037.00		1036.87 FEDERAL HOME LOAN MTG CORP POOL PROPERTY TYPE: SECURITIES 1,046.00				05/09/2007 -9.00	09/15/2010
184.00		183.98 FEDERAL HOME LOAN MORTGAGE CORP P PROPERTY TYPE: SECURITIES 186.00				12/10/2007 -2.00	02/16/2010
2,267.00		2267.39 FEDERAL HOME LOAN MORTGAGE CORP PROPERTY TYPE: SECURITIES 2,292.00				12/10/2007 -25.00	03/15/2010
490.00		490.43 FEDERAL HOME LOAN MORTGAGE CORP P PROPERTY TYPE: SECURITIES 496.00				12/10/2007 -6.00	04/15/2010
423.00		422.6 FEDERAL HOME LOAN MORTGAGE CORP PO PROPERTY TYPE: SECURITIES 427.00				12/10/2007 -4.00	05/17/2010
282.00		281.67 FEDERAL HOME LOAN MORTGAGE CORP P PROPERTY TYPE: SECURITIES 285.00				12/10/2007 -3.00	06/15/2010
370.00		369.87 FEDERAL HOME LOAN MORTGAGE CORP P PROPERTY TYPE: SECURITIES 374.00				12/10/2007 -4.00	07/15/2010
351.00		350.53 FEDERAL HOME LOAN MORTGAGE CORP P PROPERTY TYPE: SECURITIES 354.00				12/10/2007 -3.00	08/16/2010
12,789.00		11859.83 FEDERAL HOME LOAN MORTGAGE CORP PROPERTY TYPE: SECURITIES 11,988.00				12/10/2007 801.00	09/13/2010

FORM 990-PF - PART IV
CAPITAL GAINS AND LOSSES FOR TAX ON INVESTMENT INCOME

Kind of Property		Description				Date acquired	Date sold
Gross sale price less expenses of sale	Depreciation allowed/allowable	Cost or other basis	FMV as of 12/31/69	Adj. basis as of 12/31/69	Excess of FMV over adj basis	Gain or (loss)	
359.00		359.14 FEDERAL HOME LOAN MORTGAGE CORP P PROPERTY TYPE: SECURITIES 363.00				12/10/2007 -4.00	09/15/2010
140.00		140.3 FEDERAL HOME LOAN MTG CORP POOL #G PROPERTY TYPE: SECURITIES 138.00				02/15/2007 2.00	02/16/2010
186.00		186.1 FEDERAL HOME LOAN MTG CORP POOL #G PROPERTY TYPE: SECURITIES 183.00				02/15/2007 3.00	03/15/2010
127.00		126.65 FEDERAL HOME LOAN MTG CORP POOL # PROPERTY TYPE: SECURITIES 125.00				02/15/2007 2.00	04/15/2010
109.00		109.08 FEDERAL HOME LOAN MTG CORP POOL # PROPERTY TYPE: SECURITIES 107.00				02/15/2007 2.00	05/17/2010
123.00		123.03 FEDERAL HOME LOAN MTG CORP POOL # PROPERTY TYPE: SECURITIES 121.00				02/15/2007 2.00	06/15/2010
108.00		108.27 FEDERAL HOME LOAN MTG CORP POOL # PROPERTY TYPE: SECURITIES 107.00				02/15/2007 1.00	07/15/2010
119.00		119.23 FEDERAL HOME LOAN MTG CORP POOL # PROPERTY TYPE: SECURITIES 117.00				02/15/2007 2.00	08/16/2010
150.00		150.41 FEDERAL HOME LOAN MTG CORP POOL # PROPERTY TYPE: SECURITIES 148.00				02/15/2007 2.00	09/15/2010
143.00		142.68 FEDERAL HOME LOAN MTG CORP POOL # PROPERTY TYPE: SECURITIES 141.00				02/15/2007 2.00	10/15/2010
147.00		147.04 FEDERAL HOME LOAN MTG CORP POOL # PROPERTY TYPE: SECURITIES 145.00				02/15/2007 2.00	11/15/2010

FORM 990-PF - PART IV
CAPITAL GAINS AND LOSSES FOR TAX ON INVESTMENT INCOME

Kind of Property		Description				Date acquired	Date sold
Gross sale price less expenses of sale	Depreciation allowed/allowable	Cost or other basis	FMV as of 12/31/69	Adj. basis as of 12/31/69	Excess of FMV over adj basis	Gain or (loss)	
160.00		159.88 FEDERAL HOME LOAN MTG CORP POOL # PROPERTY TYPE: SECURITIES 157.00				02/15/2007 3.00	12/15/2010
143.00		143.48 FEDERAL HOME LOAN MTG CORP POOL # PROPERTY TYPE: SECURITIES 141.00				02/15/2007 2.00	01/18/2011
118.00		117.98 FEDERAL HOME LOAN MTG CORP POOL # PROPERTY TYPE: SECURITIES 117.00				12/10/2007 1.00	02/16/2010
197.00		196.67 FEDERAL HOME LOAN MTG CORP POOL # PROPERTY TYPE: SECURITIES 195.00				12/10/2007 2.00	03/15/2010
161.00		161.1 FEDERAL HOME LOAN MTG CORP POOL #G PROPERTY TYPE: SECURITIES 160.00				12/10/2007 1.00	04/15/2010
129.00		128.73 FEDERAL HOME LOAN MTG CORP POOL # PROPERTY TYPE: SECURITIES 128.00				12/10/2007 1.00	05/17/2010
116.00		115.77 FEDERAL HOME LOAN MTG CORP POOL # PROPERTY TYPE: SECURITIES 115.00				12/10/2007 1.00	06/15/2010
121.00		121.33 FEDERAL HOME LOAN MTG CORP POOL # PROPERTY TYPE: SECURITIES 120.00				12/10/2007 1.00	07/15/2010
124.00		123.87 FEDERAL HOME LOAN MTG CORP POOL # PROPERTY TYPE: SECURITIES 123.00				12/10/2007 1.00	08/16/2010
146.00		145.94 FEDERAL HOME LOAN MTG CORP POOL # PROPERTY TYPE: SECURITIES 145.00				12/10/2007 1.00	09/15/2010
162.00		162.18 FEDERAL HOME LOAN MTG CORP POOL # PROPERTY TYPE: SECURITIES 161.00				12/10/2007 1.00	10/15/2010

**FORM 990-PF - PART IV
CAPITAL GAINS AND LOSSES FOR TAX ON INVESTMENT INCOME**

Kind of Property		Description				Date acquired	Date sold
Gross sale price less expenses of sale	Depreciation allowed/allowable	Cost or other basis	FMV as of 12/31/69	Adj. basis as of 12/31/69	Excess of FMV over adj basis	Gain or (loss)	
182.00		182.42 FEDERAL HOME LOAN MTG CORP POOL # PROPERTY TYPE: SECURITIES 181.00				12/10/2007 1.00	11/15/2010
167.00		166.83 FEDERAL HOME LOAN MTG CORP POOL # PROPERTY TYPE: SECURITIES 165.00				12/10/2007 2.00	12/15/2010
164.00		164.3 FEDERAL HOME LOAN MTG CORP POOL #G PROPERTY TYPE: SECURITIES 163.00				12/10/2007 1.00	01/18/2011
1,140.00		1000. FEDERAL NATIONAL MORTGAGE ASSN PROPERTY TYPE: SECURITIES 1,109.00			5	12/14/2009 31.00	07/08/2010
695.00		694.98 FEDERAL NATIONAL MORTGAGE ASSN PO PROPERTY TYPE: SECURITIES 692.00				03/07/2007 3.00	02/25/2010
666.00		666.38 FEDERAL NATIONAL MORTGAGE ASSN PO PROPERTY TYPE: SECURITIES 663.00				03/07/2007 3.00	03/25/2010
794.00		793.81 FEDERAL NATIONAL MORTGAGE ASSN PO PROPERTY TYPE: SECURITIES 790.00				03/07/2007 4.00	04/26/2010
775.00		775.35 FEDERAL NATIONAL MORTGAGE ASSN PO PROPERTY TYPE: SECURITIES 772.00				03/07/2007 3.00	05/25/2010
1,518.00		1518.25 FEDERAL NATIONAL MORTGAGE ASSN P PROPERTY TYPE: SECURITIES 1,511.00				03/07/2007 7.00	06/25/2010
736.00		735.83 FEDERAL NATIONAL MORTGAGE ASSN PO PROPERTY TYPE: SECURITIES 733.00				03/07/2007 3.00	07/26/2010
817.00		817.21 FEDERAL NATIONAL MORTGAGE ASSN PO PROPERTY TYPE: SECURITIES 814.00				03/07/2007 3.00	08/25/2010

FORM 990-PF - PART IV
CAPITAL GAINS AND LOSSES FOR TAX ON INVESTMENT INCOME

Kind of Property		Description				Date acquired	Date sold
Gross sale price less expenses of sale	Depreciation allowed/allowable	Cost or other basis	FMV as of 12/31/69	Adj. basis as of 12/31/69	Excess of FMV over adj basis	Gain or (loss)	
1,080.00		1080.47 FEDERAL NATIONAL MORTGAGE ASSN P PROPERTY TYPE: SECURITIES 1,076.00				03/07/2007 4.00	09/27/2010
1,184.00		1184.36 FEDERAL NATIONAL MORTGAGE ASSN P PROPERTY TYPE: SECURITIES 1,179.00				03/07/2007 5.00	10/25/2010
1,128.00		1128.37 FEDERAL NATIONAL MORTGAGE ASSN P PROPERTY TYPE: SECURITIES 1,123.00				03/07/2007 5.00	11/26/2010
1,212.00		1212.46 FEDERAL NATIONAL MORTGAGE ASSN P PROPERTY TYPE: SECURITIES 1,207.00				03/07/2007 5.00	12/27/2010
1,212.00		1212.11 FEDERAL NATIONAL MORTGAGE ASSN P PROPERTY TYPE: SECURITIES 1,207.00				03/07/2007 5.00	01/25/2011
83.00		82.58 FEDERAL NATIONAL MORTGAGE ASSN POO PROPERTY TYPE: SECURITIES 82.00				04/09/2007 1.00	02/25/2010
78.00		77.67 FEDERAL NATIONAL MORTGAGE ASSN POO PROPERTY TYPE: SECURITIES 77.00				04/09/2007 1.00	03/25/2010
103.00		102.61 FEDERAL NATIONAL MORTGAGE ASSN PO PROPERTY TYPE: SECURITIES 102.00				04/09/2007 1.00	04/26/2010
93.00		92.78 FEDERAL NATIONAL MORTGAGE ASSN POO PROPERTY TYPE: SECURITIES 92.00				04/09/2007 1.00	05/25/2010
271.00		271.37 FEDERAL NATIONAL MORTGAGE ASSN PO PROPERTY TYPE: SECURITIES 269.00				04/09/2007 2.00	06/25/2010
88.00		87.66 FEDERAL NATIONAL MORTGAGE ASSN POO PROPERTY TYPE: SECURITIES 87.00				04/09/2007 1.00	07/26/2010

FORM 990-PF - PART IV
CAPITAL GAINS AND LOSSES FOR TAX ON INVESTMENT INCOME

Kind of Property		Description				Date acquired	Date sold
Gross sale price less expenses of sale	Depreciation allowed/allowable	Cost or other basis	FMV as of 12/31/69	Adj. basis as of 12/31/69	Excess of FMV over adj basis	Gain or (loss)	
90.00		90.21 FEDERAL NATIONAL MORTGAGE ASSN POO PROPERTY TYPE: SECURITIES 89.00				1.00	08/25/2010
114.00		114.3 FEDERAL NATIONAL MORTGAGE ASSN POO PROPERTY TYPE: SECURITIES 113.00				1.00	09/27/2010
115.00		115.25 FEDERAL NATIONAL MORTGAGE ASSN PO PROPERTY TYPE: SECURITIES 114.00				1.00	10/25/2010
130.00		130.4 FEDERAL NATIONAL MORTGAGE ASSN POO PROPERTY TYPE: SECURITIES 129.00				1.00	11/26/2010
127.00		126.58 FEDERAL NATIONAL MORTGAGE ASSN PO PROPERTY TYPE: SECURITIES 125.00				2.00	12/27/2010
132.00		131.92 FEDERAL NATIONAL MORTGAGE ASSN PO PROPERTY TYPE: SECURITIES 131.00				1.00	01/25/2011
417.00		416.97 FEDERAL NATIONAL MORTGAGE ASSN PO PROPERTY TYPE: SECURITIES 403.00				14.00	02/25/2010
495.00		495.2 FEDERAL NATIONAL MORTGAGE ASSN POO PROPERTY TYPE: SECURITIES 478.00				17.00	03/25/2010
433.00		433.07 FEDERAL NATIONAL MORTGAGE ASSN PO PROPERTY TYPE: SECURITIES 418.00				15.00	04/26/2010
513.00		513.17 FEDERAL NATIONAL MORTGAGE ASSN PO PROPERTY TYPE: SECURITIES 496.00				17.00	05/25/2010
756.00		756.38 FEDERAL NATIONAL MORTGAGE ASSN PO PROPERTY TYPE: SECURITIES 731.00				25.00	06/25/2010

FORM 990-PF - PART IV
CAPITAL GAINS AND LOSSES FOR TAX ON INVESTMENT INCOME

Kind of Property		Description				Date acquired	Date sold
Gross sale price less expenses of sale	Depreciation allowed/allowable	Cost or other basis	FMV as of 12/31/69	Adj. basis as of 12/31/69	Excess of FMV over adj basis	Gain or (loss)	
461.00		461.42 FEDERAL NATIONAL MORTGAGE ASSN PO PROPERTY TYPE: SECURITIES 446.00				06/18/2007 15.00	07/26/2010
467.00		466.65 FEDERAL NATIONAL MORTGAGE ASSN PO PROPERTY TYPE: SECURITIES 451.00				06/18/2007 16.00	08/25/2010
508.00		507.66 FEDERAL NATIONAL MORTGAGE ASSN PO PROPERTY TYPE: SECURITIES 490.00				06/18/2007 18.00	09/27/2010
445.00		445.46 FEDERAL NATIONAL MORTGAGE ASSN PO PROPERTY TYPE: SECURITIES 430.00				06/18/2007 15.00	10/25/2010
509.00		508.82 FEDERAL NATIONAL MORTGAGE ASSN PO PROPERTY TYPE: SECURITIES 492.00				06/18/2007 17.00	11/26/2010
504.00		503.99 FEDERAL NATIONAL MORTGAGE ASSN PO PROPERTY TYPE: SECURITIES 487.00				06/18/2007 17.00	12/27/2010
616.00		616.11 FEDERAL NATIONAL MORTGAGE ASSN PO PROPERTY TYPE: SECURITIES 595.00				06/18/2007 21.00	01/25/2011
581.00		580.62 FEDERAL NATIONAL MORTGAGE ASSN PO PROPERTY TYPE: SECURITIES 585.00				05/07/2007 -4.00	02/25/2010
676.00		676.36 FEDERAL NATIONAL MORTGAGE ASSN PO PROPERTY TYPE: SECURITIES 681.00				05/07/2007 -5.00	03/25/2010
838.00		837.78 FEDERAL NATIONAL MORTGAGE ASSN PO PROPERTY TYPE: SECURITIES 844.00				05/07/2007 -6.00	04/26/2010
3,054.00		3054.08 FEDERAL NATIONAL MORTGAGE ASSN P PROPERTY TYPE: SECURITIES 3,077.00				05/07/2007 -23.00	05/25/2010

FORM 990-PF - PART IV
CAPITAL GAINS AND LOSSES FOR TAX ON INVESTMENT INCOME

Kind of Property		Description				Date acquired	Date sold
Gross sale price less expenses of sale	Depreciation allowed/allowable	Cost or other basis	FMV as of 12/31/69	Adj. basis as of 12/31/69	Excess of FMV over adj basis	Gain or (loss)	
713.00		712.67 FEDERAL NATIONAL MORTGAGE ASSN PO PROPERTY TYPE: SECURITIES 718.00				05/07/2007 -5.00	06/25/2010
579.00		578.67 FEDERAL NATIONAL MORTGAGE ASSN PO PROPERTY TYPE: SECURITIES 583.00				05/07/2007 -4.00	07/26/2010
532.00		532.25 FEDERAL NATIONAL MORTGAGE ASSN PO PROPERTY TYPE: SECURITIES 536.00				05/07/2007 -4.00	08/25/2010
600.00		599.86 FEDERAL NATIONAL MORTGAGE ASSN PO PROPERTY TYPE: SECURITIES 604.00				05/07/2007 -4.00	09/27/2010
587.00		586.8 FEDERAL NATIONAL MORTGAGE ASSN POO PROPERTY TYPE: SECURITIES 591.00				05/07/2007 -4.00	10/25/2010
524.00		523.88 FEDERAL NATIONAL MORTGAGE ASSN PO PROPERTY TYPE: SECURITIES 528.00				05/07/2007 -4.00	11/26/2010
527.00		527.24 FEDERAL NATIONAL MORTGAGE ASSN PO PROPERTY TYPE: SECURITIES 531.00				05/07/2007 -4.00	12/27/2010
506.00		505.62 FEDERAL NATIONAL MORTGAGE ASSN PO PROPERTY TYPE: SECURITIES 509.00				05/07/2007 -3.00	01/25/2011
614.00		614.41 FEDERAL NATIONAL MORTGAGE ASSN PO PROPERTY TYPE: SECURITIES 659.00				12/14/2009 -45.00	02/25/2010
655.00		654.66 FEDERAL NATIONAL MORTGAGE ASSN PO PROPERTY TYPE: SECURITIES 703.00				12/14/2009 -48.00	03/25/2010
884.00		883.94 FEDERAL NATIONAL MORTGAGE ASSN PO PROPERTY TYPE: SECURITIES 949.00				12/14/2009 -65.00	04/26/2010

FORM 990-PF - PART IV
CAPITAL GAINS AND LOSSES FOR TAX ON INVESTMENT INCOME

Kind of Property		Description				Date acquired	Date sold
Gross sale price less expenses of sale	Depreciation allowed/allowable	Cost or other basis	FMV as of 12/31/69	Adj. basis as of 12/31/69	Excess of FMV over adj basis	Gain or (loss)	
3,068.00		3068.24 FEDERAL NATIONAL MORTGAGE ASSN P PROPERTY TYPE: SECURITIES 3,293.00				12/14/2009 -225.00	05/25/2010
619.00		618.86 FEDERAL NATIONAL MORTGAGE ASSN PO PROPERTY TYPE: SECURITIES 664.00				12/14/2009 -45.00	06/25/2010
586.00		586.1 FEDERAL NATIONAL MORTGAGE ASSN POO PROPERTY TYPE: SECURITIES 629.00				12/14/2009 -43.00	07/26/2010
522.00		521.71 FEDERAL NATIONAL MORTGAGE ASSN PO PROPERTY TYPE: SECURITIES 560.00				12/14/2009 -38.00	08/25/2010
564.00		563.79 FEDERAL NATIONAL MORTGAGE ASSN PO PROPERTY TYPE: SECURITIES 605.00				12/14/2009 -41.00	09/27/2010
527.00		527.11 FEDERAL NATIONAL MORTGAGE ASSN PO PROPERTY TYPE: SECURITIES 566.00				12/14/2009 -39.00	10/25/2010
561.00		561.35 FEDERAL NATIONAL MORTGAGE ASSN PO PROPERTY TYPE: SECURITIES 602.00				12/14/2009 -41.00	11/26/2010
529.00		529.38 FEDERAL NATIONAL MORTGAGE ASSN PO PROPERTY TYPE: SECURITIES 568.00				12/14/2009 -39.00	12/27/2010
481.00		481.09 FEDERAL NATIONAL MORTGAGE ASSN PO PROPERTY TYPE: SECURITIES 516.00				12/14/2009 -35.00	01/25/2011
503.00		502.59 FEDERAL NATIONAL MORTGAGE ASSN PO PROPERTY TYPE: SECURITIES 501.00				08/27/2007 2.00	02/25/2010
935.00		934.97 FEDERAL NATIONAL MORTGAGE ASSN PO PROPERTY TYPE: SECURITIES 932.00				08/27/2007 3.00	03/25/2010

FORM 990-PF - PART IV
CAPITAL GAINS AND LOSSES FOR TAX ON INVESTMENT INCOME

Kind of Property		Description				Date acquired	Date sold
Gross sale price less expenses of sale	Depreciation allowed/allowable	Cost or other basis	FMV as of 12/31/69	Adj. basis as of 12/31/69	Excess of FMV over adj basis	Gain or (loss)	
1,031.00		1031.06 FEDERAL NATIONAL MORTGAGE ASSN P PROPERTY TYPE: SECURITIES 1,027.00				08/27/2007 4.00	04/26/2010
1,182.00		1181.55 FEDERAL NATIONAL MORTGAGE ASSN P PROPERTY TYPE: SECURITIES 1,177.00				08/27/2007 5.00	05/25/2010
1,824.00		1823.63 FEDERAL NATIONAL MORTGAGE ASSN P PROPERTY TYPE: SECURITIES 1,817.00				08/27/2007 7.00	06/25/2010
1,329.00		1329.3 FEDERAL NATIONAL MORTGAGE ASSN PO PROPERTY TYPE: SECURITIES 1,325.00				08/27/2007 4.00	07/26/2010
398.00		397.59 FEDERAL NATIONAL MORTGAGE ASSN PO PROPERTY TYPE: SECURITIES 396.00				08/27/2007 2.00	08/25/2010
1,267.00		1267.04 FEDERAL NATIONAL MORTGAGE ASSN P PROPERTY TYPE: SECURITIES 1,262.00				08/27/2007 5.00	09/27/2010
729.00		729.02 FEDERAL NATIONAL MORTGAGE ASSN PO PROPERTY TYPE: SECURITIES 726.00				08/27/2007 3.00	10/25/2010
659.00		659.24 FEDERAL NATIONAL MORTGAGE ASSN PO PROPERTY TYPE: SECURITIES 657.00				08/27/2007 2.00	11/26/2010
1,391.00		1390.77 FEDERAL NATIONAL MORTGAGE ASSN P PROPERTY TYPE: SECURITIES 1,386.00				08/27/2007 5.00	12/27/2010
193.00		192.85 FEDERAL NATIONAL MORTGAGE ASSN PO PROPERTY TYPE: SECURITIES 192.00				08/27/2007 1.00	01/25/2011
541.00		541.37 FEDERAL NATL MTG ASSN POOL #89227 PROPERTY TYPE: SECURITIES 540.00				08/09/2006 1.00	02/25/2010

FORM 990-PF - PART IV
CAPITAL GAINS AND LOSSES FOR TAX ON INVESTMENT INCOME

Kind of Property		Description				Date acquired	Date sold
Gross sale price less expenses of sale	Depreciation allowed/allowable	Cost or other basis	FMV as of 12/31/69	Adj. basis as of 12/31/69	Excess of FMV over adj basis	Gain or (loss)	
451.00		450.97 FEDERAL NATL MTG ASSN POOL #89227 PROPERTY TYPE: SECURITIES 450.00				08/09/2006 1.00	03/25/2010
384.00		384.09 FEDERAL NATL MTG ASSN POOL #89227 PROPERTY TYPE: SECURITIES 383.00				08/09/2006 1.00	04/26/2010
1,121.00		1121.18 FEDERAL NATL MTG ASSN POOL #8922 PROPERTY TYPE: SECURITIES 1,118.00				08/09/2006 3.00	05/25/2010
13.00		13.44 FEDERAL NATL MTG ASSN POOL #892270 PROPERTY TYPE: SECURITIES 13.00				08/09/2006	06/25/2010
13.00		13.36 FEDERAL NATL MTG ASSN POOL #892270 PROPERTY TYPE: SECURITIES 13.00				08/09/2006	07/26/2010
16.00		15.91 FEDERAL NATL MTG ASSN POOL #892270 PROPERTY TYPE: SECURITIES 16.00				08/09/2006	08/25/2010
14.00		13.52 FEDERAL NATL MTG ASSN POOL #892270 PROPERTY TYPE: SECURITIES 13.00				08/09/2006 1.00	09/27/2010
14.00		13.6 FEDERAL NATL MTG ASSN POOL #892270 PROPERTY TYPE: SECURITIES 14.00				08/09/2006	10/25/2010
14.00		13.67 FEDERAL NATL MTG ASSN POOL #892270 PROPERTY TYPE: SECURITIES 14.00				08/09/2006	11/26/2010
951.00		950.78 FEDERAL NATL MTG ASSN POOL #89227 PROPERTY TYPE: SECURITIES 948.00				08/09/2006 3.00	12/27/2010
13.00		12.86 FEDERAL NATL MTG ASSN POOL #892270 PROPERTY TYPE: SECURITIES 13.00				08/09/2006	01/25/2011

FORM 990-PF - PART IV
CAPITAL GAINS AND LOSSES FOR TAX ON INVESTMENT INCOME

Kind of Property		Description				Date acquired	Date sold
Gross sale price less expenses of sale	Depreciation allowed/allowable	Cost or other basis	FMV as of 12/31/69	Adj. basis as of 12/31/69	Excess of FMV over adj basis	Gain or (loss)	
35.00		35.29 FEDERAL NATIONAL MORTGAGE ASSN POO PROPERTY TYPE: SECURITIES 34.00				08/09/2006 1.00	02/25/2010
211.00		211.08 FEDERAL NATIONAL MORTGAGE ASSN PO PROPERTY TYPE: SECURITIES 206.00				08/09/2006 5.00	03/25/2010
159.00		159.47 FEDERAL NATIONAL MORTGAGE ASSN PO PROPERTY TYPE: SECURITIES 155.00				08/09/2006 4.00	04/26/2010
86.00		86.43 FEDERAL NATIONAL MORTGAGE ASSN POO PROPERTY TYPE: SECURITIES 84.00				08/09/2006 2.00	05/25/2010
342.00		342.02 FEDERAL NATIONAL MORTGAGE ASSN PO PROPERTY TYPE: SECURITIES 333.00				08/09/2006 9.00	06/25/2010
87.00		87.02 FEDERAL NATIONAL MORTGAGE ASSN POO PROPERTY TYPE: SECURITIES 85.00				08/09/2006 2.00	07/26/2010
160.00		160.21 FEDERAL NATIONAL MORTGAGE ASSN PO PROPERTY TYPE: SECURITIES 156.00				08/09/2006 4.00	08/25/2010
61.00		60.93 FEDERAL NATIONAL MORTGAGE ASSN POO PROPERTY TYPE: SECURITIES 59.00				08/09/2006 2.00	09/27/2010
98.00		98.44 FEDERAL NATIONAL MORTGAGE ASSN POO PROPERTY TYPE: SECURITIES 96.00				08/09/2006 2.00	10/25/2010
126.00		126.36 FEDERAL NATIONAL MORTGAGE ASSN PO PROPERTY TYPE: SECURITIES 123.00				08/09/2006 3.00	11/26/2010
182.00		181.94 FEDERAL NATIONAL MORTGAGE ASSN PO PROPERTY TYPE: SECURITIES 177.00				08/09/2006 5.00	12/27/2010

FORM 990-PF - PART IV
CAPITAL GAINS AND LOSSES FOR TAX ON INVESTMENT INCOME

Kind of Property		Description				Date acquired	Date sold
Gross sale price less expenses of sale	Depreciation allowed/allowable	Cost or other basis	FMV as of 12/31/69	Adj. basis as of 12/31/69	Excess of FMV over adj basis	Gain or (loss)	
101.00		101. FEDERAL NATIONAL MORTGAGE ASSN POOL PROPERTY TYPE: SECURITIES 98.00				08/09/2006 3.00	01/25/2011
517.00		516.67 FEDERAL NATIONAL MORTGAGE ASSN PO PROPERTY TYPE: SECURITIES 522.00				12/10/2007 -5.00	02/25/2010
512.00		511.88 FEDERAL NATIONAL MORTGAGE ASSN PO PROPERTY TYPE: SECURITIES 517.00				12/10/2007 -5.00	03/25/2010
474.00		473.94 FEDERAL NATIONAL MORTGAGE ASSN PO PROPERTY TYPE: SECURITIES 479.00				12/10/2007 -5.00	04/26/2010
2,068.00		2068.23 FEDERAL NATIONAL MORTGAGE ASSN P PROPERTY TYPE: SECURITIES 2,090.00				12/10/2007 -22.00	05/25/2010
311.00		310.74 FEDERAL NATIONAL MORTGAGE ASSN PO PROPERTY TYPE: SECURITIES 314.00				12/10/2007 -3.00	06/25/2010
359.00		358.82 FEDERAL NATIONAL MORTGAGE ASSN PO PROPERTY TYPE: SECURITIES 363.00				12/10/2007 -4.00	07/26/2010
487.00		487.1 FEDERAL NATIONAL MORTGAGE ASSN POO PROPERTY TYPE: SECURITIES 492.00				12/10/2007 -5.00	08/25/2010
510.00		510.19 FEDERAL NATIONAL MORTGAGE ASSN PO PROPERTY TYPE: SECURITIES 516.00				12/10/2007 -6.00	09/27/2010
281.00		280.9 FEDERAL NATIONAL MORTGAGE ASSN POO PROPERTY TYPE: SECURITIES 284.00				12/10/2007 -3.00	10/25/2010
320.00		320.11 FEDERAL NATIONAL MORTGAGE ASSN PO PROPERTY TYPE: SECURITIES 323.00				12/10/2007 -3.00	11/26/2010

FORM 990-PF - PART IV
CAPITAL GAINS AND LOSSES FOR TAX ON INVESTMENT INCOME

Kind of Property		Description				Date acquired	Date sold
Gross sale price less expenses of sale	Depreciation allowed/allowable	Cost or other basis	FMV as of 12/31/69	Adj. basis as of 12/31/69	Excess of FMV over adj basis	Gain or (loss)	
430.00		429.68 FEDERAL NATIONAL MORTGAGE ASSN PO PROPERTY TYPE: SECURITIES 434.00				12/10/2007 -4.00	12/27/2010
575.00		574.98 FEDERAL NATIONAL MORTGAGE ASSN PO PROPERTY TYPE: SECURITIES 581.00				12/10/2007 -6.00	01/25/2011
561.00		560.59 FEDERAL NATIONAL MORTGAGE ASSN PO PROPERTY TYPE: SECURITIES 565.00				11/08/2007 -4.00	02/25/2010
559.00		558.77 FEDERAL NATIONAL MORTGAGE ASSN PO PROPERTY TYPE: SECURITIES 563.00				11/08/2007 -4.00	03/25/2010
592.00		592.41 FEDERAL NATIONAL MORTGAGE ASSN PO PROPERTY TYPE: SECURITIES 597.00				11/08/2007 -5.00	04/26/2010
2,899.00		2899.37 FEDERAL NATIONAL MORTGAGE ASSN P PROPERTY TYPE: SECURITIES 2,920.00				11/08/2007 -21.00	05/25/2010
611.00		611.48 FEDERAL NATIONAL MORTGAGE ASSN PO PROPERTY TYPE: SECURITIES 616.00				11/08/2007 -5.00	06/25/2010
605.00		605.26 FEDERAL NATIONAL MORTGAGE ASSN PO PROPERTY TYPE: SECURITIES 610.00				11/08/2007 -5.00	07/26/2010
365.00		364.85 FEDERAL NATIONAL MORTGAGE ASSN PO PROPERTY TYPE: SECURITIES 367.00				11/08/2007 -2.00	08/25/2010
561.00		561.4 FEDERAL NATIONAL MORTGAGE ASSN POO PROPERTY TYPE: SECURITIES 565.00				11/08/2007 -4.00	09/27/2010
589.00		589.38 FEDERAL NATIONAL MORTGAGE ASSN PO PROPERTY TYPE: SECURITIES 594.00				11/08/2007 -5.00	10/25/2010

FORM 990-PF - PART IV
CAPITAL GAINS AND LOSSES FOR TAX ON INVESTMENT INCOME

Kind of Property		Description				Date acquired	Date sold
Gross sale price less expenses of sale	Depreciation allowed/allowable	Cost or other basis	FMV as of 12/31/69	Adj. basis as of 12/31/69	Excess of FMV over adj basis	Gain or (loss)	
467.00		466.96 FEDERAL NATIONAL MORTGAGE ASSN PO PROPERTY TYPE: SECURITIES 470.00				11/08/2007 -3.00	11/26/2010
403.00		403.47 FEDERAL NATIONAL MORTGAGE ASSN PO PROPERTY TYPE: SECURITIES 406.00				11/08/2007 -3.00	12/27/2010
490.00		490.09 FEDERAL NATIONAL MORTGAGE ASSN PO PROPERTY TYPE: SECURITIES 494.00				11/08/2007 -4.00	01/25/2011
2.00		.305 FRONTIER COMMUNICATIONS CORP PROPERTY TYPE: SECURITIES 3.00				08/13/2008 -1.00	07/08/2010
3,537.00		390. FRONTIER COMMUNICATIONS CORP PROPERTY TYPE: SECURITIES 728.00				08/13/2008 2,809.00	01/19/2011
2,150.00		2000. GENERAL ELECTRIC CO 5% 02/01/201 PROPERTY TYPE: SECURITIES 2,139.00				12/14/2009 11.00	05/10/2010
1,079.00		1000. GOLDMAN SACHS GROUP INC DTD 5/6/09 PROPERTY TYPE: SECURITIES 1,108.00				12/14/2009 -29.00	07/08/2010
3,383.00		20. GOLDMAN SACHS GROUP INC COM PROPERTY TYPE: SECURITIES 3,301.00				08/13/2008 82.00	01/19/2011
3,064.00		3000. HSBC FINANCE CORP 4.625% 09/15/2 PROPERTY TYPE: SECURITIES 3,082.00				12/14/2009 -18.00	02/09/2010
7,149.00		7000. HSBC FINANCE CORP 4.625% 09/15/2 PROPERTY TYPE: SECURITIES 6,982.00				01/09/2006 167.00	02/09/2010
16,162.00		200. HESS CORPORATION PROPERTY TYPE: SECURITIES 11,472.00				11/19/2009 4,690.00	01/19/2011

FORM 990-PF - PART IV
CAPITAL GAINS AND LOSSES FOR TAX ON INVESTMENT INCOME

Kind of Property		Description				Date acquired	Date sold
Gross sale price less expenses of sale	Depreciation allowed/allowable	Cost or other basis	FMV as of 12/31/69	Adj. basis as of 12/31/69	Excess of FMV over adj basis	Gain or (loss)	
1,222.00		1000. HESS CORPORATION DTD 2/3/09 8.125% PROPERTY TYPE: SECURITIES 1,215.00				12/14/2009 7.00	05/11/2010
112,132.00		1700. ISHARES TR RUSSELL 1000 VALUE PROPERTY TYPE: SECURITIES 117,569.00				08/13/2008 -5,437.00	01/19/2011
441.00		10. JP MORGAN CHASE & CO COM PROPERTY TYPE: SECURITIES 389.00				12/02/2005 52.00	01/19/2011
1,094.00		1000. J P MORGAN CHASE & CO DTD 04/23/09 PROPERTY TYPE: SECURITIES 1,126.00				12/14/2009 -32.00	05/10/2010
1,870.00		30. JOHNSON & JOHNSON COM PROPERTY TYPE: SECURITIES 1,849.00				12/02/2005 21.00	01/19/2011
29,538.00		800. JUNIPER NETWORKS PROPERTY TYPE: SECURITIES 20,744.00				08/13/2008 8,794.00	01/19/2011
3,247.00		3000. KELLOGG CO DTD 12/03/07 5.125% 12/ PROPERTY TYPE: SECURITIES 3,280.00				12/14/2009 -33.00	02/08/2010
1,082.00		1000. KELLOGG CO DTD 12/03/07 5.125% 12/ PROPERTY TYPE: SECURITIES 1,009.00				11/29/2007 73.00	02/08/2010
6,491.00		6000. KELLOGG CO DTD 12/03/07 5.125% 12/ PROPERTY TYPE: SECURITIES 6,026.00				11/29/2007 465.00	02/09/2010
2,050.00		2000. KRAFT FOODS INC DTD 02/08/2010 4.1 PROPERTY TYPE: SECURITIES 2,012.00				02/05/2010 38.00	05/10/2010
1,114.00		1000. MCDONALDS CORP SERIES: MTN DTD 02/ PROPERTY TYPE: SECURITIES 1,089.00				12/14/2009 25.00	05/10/2010

FORM 990-PF - PART IV
CAPITAL GAINS AND LOSSES FOR TAX ON INVESTMENT INCOME

Kind of Property		Description				Date acquired	Date sold
Gross sale price less expenses of sale	Depreciation allowed/allowable	Cost or other basis	FMV as of 12/31/69	Adj. basis as of 12/31/69	Excess of FMV over adj basis	Gain or (loss)	
2,239.00		2000. MCDONALDS CORP SERIES: MTN DTD 02/ PROPERTY TYPE: SECURITIES 2,178.00				12/14/2009 61.00	05/20/2010
7,835.00		7000. MCDONALDS CORP SERIES: MTN DTD 02/ PROPERTY TYPE: SECURITIES 7,123.00				05/09/2008 712.00	05/20/2010
1,080.00		1000. MERRILL LYNCH & CO INC SERIES: MTN PROPERTY TYPE: SECURITIES 1,103.00				12/14/2009 -23.00	12/07/2010
1,982.00		2000. MICROSOFT CORP DTD 09/27/2010 1.62 PROPERTY TYPE: SECURITIES 2,001.00				09/23/2010 -19.00	11/30/2010
5,933.00		6000. MICROSOFT CORP DTD 09/27/2010 1.62 PROPERTY TYPE: SECURITIES 5,988.00				09/23/2010 -55.00	11/30/2010
3,079.00		3000. MORGAN STANLEY 5.05% 01/21/2011 PROPERTY TYPE: SECURITIES 3,115.00				12/14/2009 -36.00	04/30/2010
7,185.00		7000. MORGAN STANLEY 5.05% 01/21/2011 PROPERTY TYPE: SECURITIES 7,003.00				01/24/2006 182.00	04/30/2010
3,887.00		60. NORFOLK SOUTHN CORP COM W/RIGHTS ATT PROPERTY TYPE: SECURITIES 4,175.00				08/13/2008 -288.00	01/19/2011
26,926.00		860. ORACLE CORPORATION COM PROPERTY TYPE: SECURITIES 19,668.00				08/13/2008 7,258.00	01/19/2011
1,114.00		1000. ORACLE CORPORATION DTD 04/09/08 5. PROPERTY TYPE: SECURITIES 1,105.00				12/14/2009 9.00	05/10/2010
4,605.00		70. PEPSICO INC COM PROPERTY TYPE: SECURITIES 4,206.00				12/02/2005 399.00	01/19/2011

FORM 990-PF - PART IV
CAPITAL GAINS AND LOSSES FOR TAX ON INVESTMENT INCOME

Kind of Property		Description				Date acquired	Date sold
Gross sale price less expenses of sale	Depreciation allowed/allowable	Cost or other basis	FMV as of 12/31/69	Adj. basis as of 12/31/69	Excess of FMV over adj basis	Gain or (loss)	
2,635.00		2000. PEPSICO INC DTD 10/24/08 7.9% 11/0 PROPERTY TYPE: SECURITIES 2,216.00				11/06/2008 419.00	11/16/2010
3,940.00		3000. GCB PEPSICO, INC CONTRA CUSIP FOR PROPERTY TYPE: SECURITIES 3,755.00				12/14/2009 185.00	11/02/2010
3,940.00		3000. GCB PEPSICO, INC CONTRA CUSIP FOR PROPERTY TYPE: SECURITIES 3,323.00				11/06/2008 617.00	11/02/2010
1,058.00		1000. PETROBRAS INTL FIN CO DTD 10/30/09 PROPERTY TYPE: SECURITIES 1,025.00				12/17/2009 33.00	12/08/2010
10,661.00		10000. PFIZER INC DTD 3/24/09 4.45% 03/1 PROPERTY TYPE: SECURITIES 10,213.00				12/15/2009 448.00	02/04/2010
1,192.00		1000. PFIZER INC DTD 3/24/09 6.2% 03/15/ PROPERTY TYPE: SECURITIES 1,123.00				02/05/2010 69.00	12/07/2010
3,922.00		60. PROCTER & GAMBLE CO PROPERTY TYPE: SECURITIES 3,451.00				12/02/2005 471.00	01/19/2011
4,159.00		80. QUALCOMM INC PROPERTY TYPE: SECURITIES 3,600.00				12/02/2005 559.00	01/19/2011
10,369.00		120. SCHLUMBERGER LTD COM PROPERTY TYPE: SECURITIES 7,101.00				12/22/2009 3,268.00	01/19/2011
3,048.00		3000. SUNTRUST BANK ATLANTA PROPERTY TYPE: SECURITIES 3,172.00		6.375% 0		12/14/2009 -124.00	12/10/2010
7,113.00		7000. SUNTRUST BANK ATLANTA PROPERTY TYPE: SECURITIES 7,449.00		6.375% 0		01/09/2006 -336.00	12/10/2010

FORM 990-PF - PART IV
CAPITAL GAINS AND LOSSES FOR TAX ON INVESTMENT INCOME

Kind of Property		Description				Date acquired	Date sold
Gross sale price less expenses of sale	Depreciation allowed/allowable	Cost or other basis	FMV as of 12/31/69	Adj. basis as of 12/31/69	Excess of FMV over adj basis	Gain or (loss)	
1,192.00		1000. TALISMAN ENERGY INC DTD 6/1/09 7.7 PROPERTY TYPE: SECURITIES 1,187.00				12/14/2009 5.00	05/11/2010
1,101.00		1000. TARGET CORP CALLABLE 5.375% 05/01/ PROPERTY TYPE: SECURITIES 1,080.00				12/15/2009 21.00	05/10/2010
13,206.00		150. 3M CO COM PROPERTY TYPE: SECURITIES 11,932.00				12/02/2005 1,274.00	01/19/2011
21,026.00		360. TIFFANY & CO PROPERTY TYPE: SECURITIES 12,135.00				10/03/2006 8,891.00	01/19/2011
1,168.00		1000. TIME WARNER CABLE 6.75% 07/01/20 PROPERTY TYPE: SECURITIES 1,118.00				12/14/2009 50.00	12/07/2010
1,090.00		20. TRAVELERS COMPANIES, INC. PROPERTY TYPE: SECURITIES 931.00				12/02/2005 159.00	01/19/2011
1,053.00		1000. TRAVELERS COMPANIES, INC. CALLABLE PROPERTY TYPE: SECURITIES 1,091.00				12/14/2009 -38.00	05/11/2010
3,187.00		3000. US BANK NA 6.375% DTD 7/26/01 DUE PROPERTY TYPE: SECURITIES 3,255.00				12/15/2009 -68.00	04/29/2010
7,437.00		7000. US BANK NA 6.375% DTD 7/26/01 DUE PROPERTY TYPE: SECURITIES 7,461.00				02/08/2006 -24.00	04/29/2010
1,286.00		1000. UNITED STATES TREAS BDS DTD 8/15/9 PROPERTY TYPE: SECURITIES 1,223.00				12/14/2009 63.00	07/08/2010
4,113.00		4000. UNITED STATES TREASURY N/B DTD 02/ PROPERTY TYPE: SECURITIES 3,930.00				12/14/2009 183.00	05/19/2010

FORM 990-PF - PART IV
CAPITAL GAINS AND LOSSES FOR TAX ON INVESTMENT INCOME

Kind of Property		Description				Date acquired	Date sold
Gross sale price less expenses of sale	Depreciation allowed/allowable	Cost or other basis	FMV as of 12/31/69	Adj. basis as of 12/31/69	Excess of FMV over adj basis	Gain or (loss)	
6,169.00		6000. UNITED STATES TREASURY N/B DTD 02/ PROPERTY TYPE: SECURITIES 6,840.00				01/30/2009 -671.00	05/19/2010
2,208.00		2023.08 UNITED STATES TREASURY INFLATION PROPERTY TYPE: SECURITIES 2,057.00				11/10/2009 151.00	10/07/2010
1,085.00		1013.35 UNITED STATES TREASURY INFLATION PROPERTY TYPE: SECURITIES 1,031.00				11/10/2009 54.00	12/07/2010
10,015.00		10000. UNITED STATES TREASURY N/B DTD 2/ PROPERTY TYPE: SECURITIES 10,042.00				05/19/2010 -27.00	12/10/2010
19,951.00		20000. UNITED STATES TREASURY N/B DTD 11 PROPERTY TYPE: SECURITIES 19,973.00				12/14/2009 -22.00	04/07/2010
10,994.00		11000. UNITED STATES TREASURY N/B DTD 11 PROPERTY TYPE: SECURITIES 10,990.00				04/21/2010 4.00	04/26/2010
4,019.00		4000. UNITED STATES TREASURY N/B DTD 11/ PROPERTY TYPE: SECURITIES 4,013.00				07/08/2010 6.00	08/09/2010
6,027.00		6000. UNITED STATES TREASURY N/B DTD 11/ PROPERTY TYPE: SECURITIES 6,034.00				10/07/2010 -7.00	11/16/2010
10,041.00		10000. UNITED STATES TREASURY N/B DTD 11 PROPERTY TYPE: SECURITIES 10,045.00				12/07/2010 -4.00	12/10/2010
10,042.00		10000. UNITED STATES TREASURY N/B DTD 11 PROPERTY TYPE: SECURITIES 10,041.00				01/24/2011 1.00	01/28/2011
22,338.00		280. UNITED TECHNOLOGIES CORP COM PROPERTY TYPE: SECURITIES 15,392.00				12/02/2005 6,946.00	01/19/2011

FORM 990-PF - PART IV
CAPITAL GAINS AND LOSSES FOR TAX ON INVESTMENT INCOME

Kind of Property		Description				Date acquired	Date sold
Gross sale price less expenses of sale	Depreciation allowed/allowable	Cost or other basis	FMV as of 12/31/69	Adj. basis as of 12/31/69	Excess of FMV over adj basis	Gain or (loss)	
4,124.00		120. VERIZON COMMUNICATIONS COM PROPERTY TYPE: SECURITIES 3,611.00				513.00	01/19/2011
1,098.00		1000. VERIZON COMMUNICATIONS 5.55% 02/ PROPERTY TYPE: SECURITIES 1,095.00				3.00	05/11/2010
1,083.00		1000. WACHOVIA CORP DTD 06/08/07 5.75% 0 PROPERTY TYPE: SECURITIES 1,056.00				27.00	05/10/2010
1,097.00		20. WALMART STORES INC COM PROPERTY TYPE: SECURITIES 959.00				138.00	01/19/2011
183.00		. SECURITIES LITIGATION SETTLEMENT PROCE PROPERTY TYPE: SECURITIES				183.00	06/22/2010
38.00		. SECURITIES LITIGATION SETTLEMENT PROCE PROPERTY TYPE: SECURITIES				38.00	12/06/2010
TOTAL GAIN(LOSS)						74,063.	

FORM 990PF, PART I - INTEREST ON TEMPORARY CASH INVESTMENTS

DESCRIPTION	REVENUE AND EXPENSES PER BOOKS	NET INVESTMENT INCOME
INTEREST	65.	65.
TOTAL	65.	65.

FORM 990PF, PART I - DIVIDENDS AND INTEREST FROM SECURITIES

DESCRIPTION	REVENUE AND EXPENSES PER BOOKS	NET INVESTMENT INCOME
DIVIDENDS AND INTEREST	97,271.	97,230.
TOTAL	97,271.	97,230.

FORM 990PF, PART I - ACCOUNTING FEES
=====

DESCRIPTION -----	REVENUE AND EXPENSES PER BOOKS -----	NET INVESTMENT INCOME -----	ADJUSTED NET INCOME -----	CHARITABLE PURPOSES -----
TAX PREPARATION FEE (NON-ALLOC	900.			900.
TOTALS	900.	NONE	NONE	900.
	=====	=====	=====	=====

FORM 990PF, PART I - TAXES
=====

DESCRIPTION -----	REVENUE AND EXPENSES PER BOOKS -----	NET INVESTMENT INCOME -----
2010 ESTIMATED EXCISE TAX	559.	
FOREIGN TAX WITHHELD	42.	42.
FOREIGN TAX - QUAL. DIV		572.
	-----	-----
TOTALS	601.	614.
	=====	=====

STOKES AND SARAH BROWN CHARITABLE FOUNDATION #2055002233

Form	990-PF, Part II	A	B	C	D	E
1	CUSIP/		Units	Tax Cost	Book Value	Market Value
2	Description					
3	CASH					
4	Total For Cash		0			
5	Short Term Investments					
6	999990146		61319.87	61,319.87	61,319.87	61,320
7	REGIONS TRUST MONEY MARKET DEPOSIT ACCOUNT					
8	Total For Short Term Investments		61319.87	61,319.87	61,319.87	61,320
9	U S Government Obligations					
10	17313YAJ0		47000	47,903.34	47,903.34	48,366
	CITIGROUP INC FDIC GUARANTEED DTD 08/06/2009					
11	2.25% 12/10/2012					
12	24424DAA7		28000	28,498.36	28,498.36	28,919
	JOHN DEERE CAPITAL CORP INSD: FDIC DTD 12/19/08					
13	2.875%					
14	000041079					
15	31359MH89		17000	17,736.14	17,736.14	19,165
16	FEDERAL NATIONAL MORTGAGE ASSN 5% 03/15/2016					
17	880591DT6		26000	28,500.09	28,500.09	28,150
	TENNESSEE VALLEY AUTHORITY SER A PUTABLE 6.79%					
18	05/23/2012					
19	912810EQ7		15000	18,077.59	18,077.59	18,684
20	UNITED STATES TREASURY 6.25% 08/15/2023					
21	912810FP8		10000	11,585.94	11,585.94	11,397
22	UNITED STATES TREASURY 5.375% 02/15/2031					
23	912828JE1		45659.25	46,348.63	46,348.63	48,545
	UNITED STATES TREASURY INFLATION INDEX BOND DTD					
24	07/15/08 1.375%					
25	07/15/2018 OFV 45,000					
26	912828MM9		309000	309,816.60	309,816.60	310,279
	UNITED STATES TREASURY N/B DTD 11/30/09 .75%					
27	11/30/2011					
28	912828NU0		20000	19,950.00	19,950.00	19,989
	UNITED STATES TREASURY N/B DTD 08/16/2010 .75%					
29	08/15/2013					
30	912828PC8		10000	9,456.25	9,456.25	9,375
	UNITED STATES TREASURY N/B DTD 11/15/2010 2.625%					
31	11/15/2020					
32	Total For U S Government Obligations		527659.3	537,872.94	537,872.94	542,869
33	Mortgage Backed Securities					
34	31283K6E3		3513.58	3,411.47	3,411.47	3,754
	FEDERAL HOME LOAN MORTGAGE CORP POOL #G11769					
35	DTD 09/01/05 5%					
36	10/01/2020 OFV 11,345					
37	3128M1KT5		3050.65	2,969.14	2,969.14	3,260
	FEDERAL HOME LOAN MTG CORP POOL #G12206 5%					
38	06/01/2021 OFV 9,151					

STOKES AND SARAH BROWN CHARITABLE FOUNDATION #2055002233

Form	990-PF, Part II	A	B	C	D	E
1	CUSIP/		Units	Tax Cost	Book Value	Market Value
39	3128M1KY4		11275.81	11,994.64	11,994.64	12,048
40	FEDERAL HOME LOAN MTG CORP POOL #G12211 DTD 06/01/2006 5%					
41	06/01/2021 OFV 35,000					
42	3128M1PU7		21640.5	21,398.76	21,398.76	23,122
43	FEDERAL HOME LOAN MTG CORP POOL #G12335 5% 05/01/2021 OFV 59,379					
44	3128MBB48		3915.48	3,855.52	3,855.52	4,184
45	FEDERAL HOME LOAN MTG CORP POOL #G12559 5% 09/01/2021 OFV 10,111					
46	3128MBC62		3526.41	3,494.44	3,494.44	3,768
47	FEDERAL HOME LOAN MTG CORP POOL #G12593 DTD 02/01/07 5%					
48	09/01/2021 OFV 10,000					
49	31402C4H2		33026.83	32,877.18	32,877.18	35,571
50	FEDERAL NATIONAL MORTGAGE ASSN POOL #725424 DTD 04/01/04 5.5%					
51	04/01/2034 OFV 132,552					
52	31402ddb3		4597.84	4,556.91	4,556.91	4,945
53	FEDERAL NATIONAL MORTGAGE ASSN POOL #725598 DTD 06/01/2004 5.5%					
54	07/01/2034 OFV 15,006					
55	31403CXG1		16871.9	16,299.83	16,299.83	18,048
56	FEDERAL NATIONAL MORTGAGE ASSN POOL #745079 DTD 11/01/05 5%					
57	12/01/2020 OFV 46,347					
58	31410FSS5		15937.94	16,057.49	16,057.49	17,364
59	FEDERAL NATIONAL MORTGAGE ASSN POOL #888029 6% 12/01/2036 OFV 50,736					
60	31410FZ99		16559.3	17,770.20	17,770.20	18,041
61	FEDERAL NATIONAL MORTGAGE ASSN POOL #888268 DTD 03/01/07 6%					
62	03/01/2037 OFV 48,000					
63	31410GJW4		13634.21	13,585.22	13,585.22	14,724
64	FEDERAL NATIONAL MORTGAGE ASSN POOL #888677 5.5% 08/01/2022 OFV 47,000					
65	31410NJP4		9921.31	9,890.32	9,890.32	10,809
66	FEDERAL NATL MTG ASSN POOL #892270 6% 08/01/2036 OFV 18,000					
67	31410TDA0		2209.31	2,151.67	2,151.67	2,355
68	FEDERAL NATIONAL MORTGAGE ASSN POOL #896597 5% 08/01/2021 OFV 9,000					
69	31412XV35		10202.53	10,309.34	10,309.34	11,096
70	FEDERAL NATIONAL MORTGAGE ASSN POOL #938134 DTD 06/01/07 6%					
71	07/01/2037 OFV 27,000					

STOKES AND SARAH BROWN CHARITABLE FOUNDATION #2055002233

Form	990-PF, Part II	A	B	C	D	E
1	CUSIP/	Units	Tax Cost	Book Value	Market Value	
72	31413YRR4	11985.82	12,070.08	12,070.08	13,036	
73	FEDERAL NATIONAL MORTGAGE ASSN POOL #959596 DTD 11/01/07 6%					
74	11/01/2037 OFV 32,000					
75	Total For Mortgage Backed Securities	181869.4	182,692.21	182,692.21	196,123	
76	Corporate Bonds					
77	00206RAM4	9000	9,148.90	9,148.90	9,973	
78	AT&T INC DTD 05/13/08 5.6% 05/15/2018					
79	05531FAC7	10000	10,422.10	10,422.10	10,394	
80	BB& T CORPORATION DTD 7/27/09 3.85% 07/27/2012					
81	06739GBB4	10000	10,014.34	10,014.34	10,313	
82	BARCLAYS BANK PLC DTD 04/07/2010 3.9% 04/07/2015					
83	126408GN7	9000	10,085.17	10,085.17	10,283	
84	CSX CORP DTD 3/27/08 6.25% 04/01/2015					
85	126650BR0	9000	9,057.17	9,057.17	9,303	
86	CVS/CAREMARK CORPORATION DTD 9/11/09 6.125% 09/15/2039					
87	12673PAC9	10000	10,218.26	10,218.26	10,300	
88	CA INC DTD 11/13/09 5.375% 12/01/2019					
89	149123BQ3	8000	8,943.74	8,943.74	10,198	
90	CATERPILLAR INC DTD 12/05/08 7.9% 12/15/2018					
91	172967FE6	9000	9,819.09	9,819.09	9,869	
92	CITIGROUP INC DTD 06/15/2010 6% 12/13/2013					
93	20030NAZ4	9000	9,270.99	9,270.99	9,815	
94	COMCAST CORP DTD 06/18/09 5.7% 07/01/2019					
95	20825CAQ7	8000	8,088.05	8,088.05	9,250	
96	CONOCOPHILLIPS DTD 2/3/09 6.5% 02/01/2039					
97	22546QAA5	17000	18,207.73	18,207.73	18,703	
98	CREDIT SUISSE NEW YORK DTD 5/4/09 5.5% 05/01/2014					
99	25459HAN5	9000	9,327.60	9,327.60	9,178	
100	DIRECTV HOLDGS/FING DTD 03/11/2010 3.55% 03/15/2015					
101	369604AY9	18000	18,357.10	18,357.10	19,259	
102	GENERAL ELECTRIC CO 5% 02/01/2013					
103	38141EA25	9000	9,882.18	9,882.18	10,492	
104	GOLDMAN SACHS GROUP INC DTD 2/5/09 7.5% 02/15/2019					
105	38141EA33	9000	9,365.76	9,365.76	10,007	
106	GOLDMAN SACHS GROUP INC DTD 5/6/09 6% 05/01/2014					
107	42809HAB3	8000	9,583.27	9,583.27	10,153	
108	HESS CORPORATION DTD 2/3/09 8.125% 02/15/2019					
109	428236BE2	8000	7,992.88	7,992.88	7,935	
110	HEWLETT-PACKARD CO DTD 12/02/2010 2.2% 12/01/2015					
111	46625HHL7	9000	9,197.84	9,197.84	10,148	

STOKES AND SARAH BROWN CHARITABLE FOUNDATION #2055002233

Form	990-PF, Part II	A	B	C	D	E
1	CUSIP/	Units	Tax Cost	Book Value	Market Value	
112	J P MORGAN CHASE & CO DTD 04/23/09 6.3% 04/23/2019					
113	50075NB89	9000	9,015.87	9,015.87	9,460	
114	KRAFT FOODS INC DTD 02/08/2010 4.125% 02/09/2016					
115	59018YN64	9000	9,179.68	9,179.68	9,976	
116	MERRILL LYNCH & CO INC SERIES: MTN DTD 04/25/08 6.875%					
117	000043215					
118	59022CAJ2	11000	10,333.40	10,333.40	9,981	
119	MERRILL LYNCH & CO 6.11% 01/29/2037					
120	61747YCJ2	10000	10,087.56	10,087.56	10,097	
121	MORGAN STANLEY SERIES: MTN DTD 9/23/09 5.625% 09/23/2019					
122	68389XAC9	9000	9,206.61	9,206.61	10,202	
123	ORACLE CORPORATION DTD 04/09/08 5.75% 04/15/2018					
124	71645WAP6	9000	9,043.77	9,043.77	9,292	
125	PETROBRAS INTL FIN CO DTD 10/30/09 5.75% 01/20/2020					
126	717081DB6	8000	8,981.76	8,981.76	9,342	
127	PFIZER INC DTD 3/24/09 6.2% 03/15/2019					
128	74432QBP9	9000	8,941.17	8,941.17	8,875	
129	PRUDENTIAL FINANCIAL DTD 11/18/2010 4.5% 11/15/2020					
130	87425EAL7	8000	9,416.08	9,416.08	9,820	
131	TALISMAN ENERGY INC DTD 6/1/09 7.75% 06/01/2019					
132	87612EAP1	9000	8,947.79	8,947.79	10,157	
133	TARGET CORP CALLABLE 5.375% 05/01/2017					
134	88732JAL2	8000	8,820.11	8,820.11	9,265	
135	TIME WARNER CABLE 6.75% 07/01/2018					
136	89417EAD1	9000	8,998.56	8,998.56	9,722	
137	TRAVELERS COMPANIES, INC. CALLABLE SERIES: MTN 6.25%					
138	000050206					
139	92343VAC8	9000	9,253.46	9,253.46	10,085	
140	VERIZON COMMUNICATIONS 5.55% 02/15/2016					
141	929903DT6	9000	9,195.92	9,195.92	10,057	
142	WACHOVIA CORP DTD 06/08/07 5.75% 06/15/2017					
143	Total For Corporate Bonds	304000	316,403.91	316,403.91	331,905	
144	Common Stock					
145	002824100	1000	50,974.60	50,974.60	45,160	
146	ABBOTT LABS					
147	018490102	670	33,657.45	33,657.45	47,309	
148	ALLERGAN INC					
149	025816109	1070	53,666.88	53,666.88	46,417	
150	AMERICAN EXPRESS CO					

STOKES AND SARAH BROWN CHARITABLE FOUNDATION #2055002233

Form	990-PF, Part II	A	B	C	D	E
1	CUSIP/	Units	Tax Cost	Book Value	Market Value	
151	037411105	390	48,629.06	48,629.06	46,550	
152	APACHE CORPORATION					
153	039483102	1450	49,184.00	49,184.00	47,372	
154	ARCHER DANIELS MIDLAND CO					
155	052769106	1160	48,202.29	48,202.29	47,189	
156	AUTO DESK INC					
157	060505104	3000	46,230.00	46,230.00	41,190	
158	BANK OF AMERICA CORP					
159	126650100	1410	53,134.02	53,134.02	48,222	
160	CVS/CAREMARK CORPORATION					
161	149123101	500	48,009.90	48,009.90	48,505	
162	CATERPILLAR INC					
163	166764100	520	30,934.80	30,934.80	49,364	
164	CHEVRON CORP					
165	17275R102	2100	37,002.00	37,002.00	44,415	
166	CISCO SYSTEMS INC					
167	268648102	1980	22,577.40	22,577.40	49,282	
168	E M C CORP MASS					
169	278058102	460	33,143.92	33,143.92	49,662	
170	EATON CORP					
171	30231G102	612	40,119.80	40,119.80	49,376	
172	EXXON MOBIL CORP					
173	369604103	2630	76,026.47	76,026.47	52,968	
174	GENERAL ELECTRIC CO					
175	38141G104	280	46,212.99	46,212.99	45,814	
176	GOLDMAN SACHS GROUP INC					
177	42809H107	600	34,416.00	34,416.00	50,472	
178	HESS CORPORATION					
179	458140100	2200	47,347.30	47,347.30	47,212	
180	INTEL CORP					
181	46625H100	1090	42,390.10	42,390.10	48,985	
182	J P MORGAN CHASE & CO					
183	478160104	770	47,462.80	47,462.80	46,023	
184	JOHNSON & JOHNSON					
185	48203R104	1300	33,709.13	33,709.13	48,256	
186	JUNIPER NETWORKS INC					
187	565849106	1150	48,714.00	48,714.00	52,555	
188	MARATHON OIL CORP					
189	577081102	2030	48,499.75	48,499.75	48,070	
190	MATTEL INC					
191	580645109	1280	48,093.69	48,093.69	49,894	
192	MCGRAW HILL INC					
193	58933Y105	1430	48,477.00	48,477.00	47,433	
194	MERCK & CO. INC. NEW					
195	594918104	1700	46,299.50	46,299.50	47,133	
196	MICROSOFT CORP					

STOKES AND SARAH BROWN CHARITABLE FOUNDATION #2055002233

Form	990-PF, Part II	A	B	C	D	E
1	CUSIP/	Units	Tax Cost	Book Value	Market Value	
197	61166W101	700	53,630.98	53,630.98	51,366	
198	MONSANTO CO NEW					
199	65339F101	890	48,263.89	48,263.89	47,579	
200	NEXTERA ENERGY, INC.					
201	655844108	740	51,495.49	51,495.49	45,281	
202	NORFOLK SOUTHERN CORP					
203	68389X105	1540	35,219.80	35,219.80	49,326	
204	ORACLE CORPORATION					
205	713448108	730	43,865.70	43,865.70	46,946	
206	PEPSICO INC					
207	742718109	740	42,513.85	42,513.85	46,716	
208	PROCTER & GAMBLE CO					
209	744320102	730	69,761.72	69,761.72	44,902	
210	PRUDENTIAL FINANCIAL INC					
211	747525103	920	36,480.43	36,480.43	49,800	
212	QUALCOMM INC					
213	770323103	1400	37,860.20	37,860.20	43,904	
214	ROBERT HALF INTL INC					
215	806857108	560	27,762.00	27,762.00	49,834	
216	SCHLUMBERGER LTD					
217	855030102	2110	48,546.46	48,546.46	47,074	
218	STAPLES INC					
219	857477103	900	37,256.13	37,256.13	42,048	
220	STATE STREET CORP					
221	863667101	800	37,286.31	37,286.31	46,048	
222	STRYKER CORP					
223	883556102	860	48,291.93	48,291.93	49,252	
224	THERMO FISHER SCIENTIFIC, INC.					
225	88579Y101	550	43,752.06	43,752.06	48,356	
226	3M CO					
227	886547108	840	27,964.19	27,964.19	48,829	
228	TIFFANY & CO					
229	89417E109	880	40,601.83	40,601.83	49,509	
230	TRAVELERS COMPANIES, INC.					
231	913017109	600	32,982.00	32,982.00	48,780	
232	UNITED TECHNOLOGIES CORP					
233	918204108	580	48,160.19	48,160.19	47,978	
234	VF CORP					
235	92343V104	1506	9,004.72	9,004.72	53,644	
236	VERIZON COMMUNICATIONS					
237	92826C839	700	48,369.93	48,369.93	48,895	
238	VISA INC - CLASS A SHRS					
239	931142103	880	41,498.59	41,498.59	49,342	
240	WAL MART STORES INC					
241	931422109	1160	53,493.59	53,493.59	46,910	
242	WALGREEN CO					

STOKES AND SARAH BROWN CHARITABLE FOUNDATION #2055002233

Form	990-PF, Part II	A	B	C	D	E
1	CUSIP/		Units	Tax Cost	Book Value	Market Value
243	Total For Common Stock		54098	2,127,176.84	2,127,176.84	2,347,146
244	Foreign Stock					
245	881624209		900	47,915.25	47,915.25	49,185
246	TEVA PHARMACEUTICAL INDS SPONS ADR ONE ADR REPRS ONE ORD SHARE					
247	Total For Foreign Stock		900	47,915.25	47,915.25	49,185
248	Mutual Funds - Equity					
249	464287507		3450	291,429.14	291,429.14	318,539
250	ISHARES S&P MIDCAP 400					
251	464287655		3980	297,656.20	297,656.20	310,241
252	ISHARES RUSSELL 2000					
253	Total For Mutual Funds - Equity		7430	589,085.34	589,085.34	628,780
254	Mutual Funds - International					
255	464287465		5330	336,618.96	336,618.96	316,815
256	ISHARES MSCI EAFE INDEX FUND					
257	Total For Mutual Funds - International		5330	336,618.96	336,618.96	316,815
258	Total Portfolio			4,199,085.32	4,199,085.32	4,474,143

FORM 990PF, PART III - OTHER INCREASES IN NET WORTH OR FUND BALANCES
=====DESCRIPTION
-----AMOUNT

TIP INFLATION INDEX ADJUSTMENT

545.

TOTAL

545.
=====

FORM 990PF, PART III - OTHER DECREASES IN NET WORTH OR FUND BALANCES
=====

DESCRIPTION -----	AMOUNT -----
ROUNDING	3.
RETURN OF CAPITAL ADJUSTMENT	103.

TOTAL	106.
	=====

STATE(S) WHERE THE FOUNDATION IS REGISTERED
=====

TN

FORM 990PF, PART VIII - LIST OF OFFICERS, DIRECTORS, AND TRUSTEES

=====

OFFICER NAME:

REGIONS BANK, TRUSTEE

ADDRESS:

315 DEADERICK ST, 5TH FLOOR

NASHVILLE, TN 37237-0502

TITLE:

TRUSTEE

AVERAGE HOURS PER WEEK DEVOTED TO POSITION: 1

COMPENSATION 33,657.

OFFICER NAME:

VIRGINIA SORY BROWN

ADDRESS:

3730 BURNS COURT

ANN ARBOR, MI 48105

TITLE:

ADVISORY COMM MBR

AVERAGE HOURS PER WEEK DEVOTED TO POSITION: 1

OFFICER NAME:

EVELYN A. SMITH

ADDRESS:

3730 BURNS COURT

ANN ARBOR, MI 48105

TITLE:

ADVISORY COMM MBR

AVERAGE HOURS PER WEEK DEVOTED TO POSITION: 1

OFFICER NAME:

JOE GASTON

ADDRESS:

5876 OWENS CHAPEL ROAD

SPRINGFIELD, TN 37172

TITLE:

ADVISORY COMM MBR

AVERAGE HOURS PER WEEK DEVOTED TO POSITION: 1

STOKES AND SARAH BROWN CHARITABLE FOUNDATION

26-0110679

FORM 990PF, PART VIII - LIST OF OFFICERS, DIRECTORS, AND TRUSTEES

=====

OFFICER NAME:

WILLIAM R. GOODMAN III

ADDRESS:

122 6TH AVENUE WEST

SPRINGFIELD, TN 37172

TITLE:

ADVISORY COMM MBR

AVERAGE HOURS PER WEEK DEVOTED TO POSITION: 1

TOTAL COMPENSATION:

33,657.

=====

STATEMENT 17

AVERAGE MONTHLY FMV - 990PF, PART X, LINES 1a-1c

=====

MONTH -----	LINE 1a-FMV SECURITIES -----	LINE 1b-FMV CASH BALANCES -----	LINE 1c-FMV OTHER ASSETS -----
JANUARY	4,474,143.		
FEBRUARY	4,062,643.		
MARCH	4,260,379.		
APRIL	4,293,038.		
MAY	4,020,537.		
JUNE	3,857,602.		
JULY	4,091,054.		
AUGUST	3,942,995.		
SEPTEMBER	4,233,873.		
OCTOBER	4,346,655.		
NOVEMBER	4,362,996.		
DECEMBER	4,408,072.		
	-----	-----	-----
TOTAL	50,353,987.		
	=====	=====	=====
AVERAGE FMV	4,196,166.		
	=====	=====	=====

STOKES AND SARAH BROWN CHARITABLE FOUNDATION
FORM 990PF, PART XV - LINES 2a - 2d

26-0110679

=====

RECIPIENT NAME:

REGIONS BANK, TRUSTEE

ADDRESS:

315 DEADERICK ST, 5TH FLOOR

NASHVILLE, TN 37237

RECIPIENT'S PHONE NUMBER: 615-748-2922

FORM, INFORMATION AND MATERIALS:

APPLICATION FORM IS AVAILABLE AT THE ABOVE
ADDRESS

SUBMISSION DEADLINES:

APPLICATION FORM SHOULD BE SUBMITTED PRIOR
TO OCTOBER 1.

RESTRICTIONS OR LIMITATIONS ON AWARDS:

THE ORGANIZATION'S EXEMPT PURPOSE IS TO SUPPORT PUBLIC CHARITIES
& PROMOTE CHARITABLE PURPOSES DESIGNED TO BENEFIT RESIDENTS OF
ROBERTSON CO, TENNESSEE & SURROUNDING COMMUNITIES.

STATEMENT 19

STOKES AND SARAH BROWN CHARITABLE FOUNDATION

26-0110679

FORM 990PF, PART XV, LINE 3 - CONTRIBUTIONS, GIFTS, GRANTS PAID

=====

RECIPIENT NAME:

FIRST UNITED METHODIST CHURCH

ADDRESS:

511 OAK STREET

SPRINGFIELD, TN 37172

RELATIONSHIP:

NONE

PURPOSE OF GRANT:

CHARITABLE

FOUNDATION STATUS OF RECIPIENT:

PUBLIC

AMOUNT OF GRANT PAID 150,000.

RECIPIENT NAME:

ROBERTSON COUNTY HISTORICAL SOCIETY

AND MUSUEM

ADDRESS:

124 6TH AVENUE W.

SPRINGFIELD, TN 37172-2405

RELATIONSHIP:

NONE

PURPOSE OF GRANT:

EDUCATIONAL

FOUNDATION STATUS OF RECIPIENT:

PUBLIC

AMOUNT OF GRANT PAID 3,600.

TOTAL GRANTS PAID:

153,600.

=====

STATEMENT 20

Form **8868**

(Rev. January 2011)

Department of the Treasury
Internal Revenue Service**Application for Extension of Time To File an
Exempt Organization Return**

OMB No. 1545-1709

▶ **File a separate application for each return.**

- If you are filing for an **Automatic 3-Month Extension**, complete **only Part I** and check this box ☒ **X**
- If you are filing for an **Additional (Not Automatic) 3-Month Extension**, complete **only Part II** (on page 2 of this form).

Do not complete Part II unless you have already been granted an automatic 3-month extension on a previously filed Form 8868.

Electronic filing (e-file). You can electronically file Form 8868 if you need a 3-month automatic extension of time to file (6 months for a corporation required to file Form 990-T), or an additional (not automatic) 3-month extension of time. You can electronically file Form 8868 to request an extension of time to file any of the forms listed in Part I or Part II with the exception of Form 8870, Information Return for Transfers Associated With Certain Personal Benefit Contracts, which must be sent to the IRS in paper format (see instructions). For more details on the electronic filing of this form, visit www.irs.gov/efile and click on *e-file for Charities & Nonprofits*.

Part I Automatic 3-Month Extension of Time. Only submit original (no copies needed).

A corporation required to file Form 990-T and requesting an automatic 6-month extension - check this box and complete

Part I only ☐

All other corporations (including 1120-C filers), partnerships, REMICs, and trusts must use Form 7004 to request an extension of time to file income tax returns.

Type or print	Name of exempt organization	STOKES AND SARAH BROWN CHARITABLE	Employer identification number
	FOUNDATION 2055002233		26-0110679
	Number, street, and room or suite no. If a P.O. box, see instructions.		
File by the due date for filing your return. See instructions	REGIONS BANK TRUST DEPT PO BOX 2886		
	City, town or post office, state, and ZIP code. For a foreign address, see instructions.		
MOBILE, AL 36652-2886			

Enter the Return code for the return that this application is for (file a separate application for each return)

Application Is For	Return Code	Application Is For	Return Code
Form 990	01	Form 990-T (corporation)	07
Form 990-BL	02	Form 1041-A	08
Form 990-EZ	03	Form 4720	09
Form 990-PF	04	Form 5227	10
Form 990-T (sec. 401(a) or 408(a) trust)	05	Form 6069	11
Form 990-T (trust other than above)	06	Form 8870	12

- The books are in the care of ▶ REGIONS BANK TRUST DEPARTMENT

Telephone No. ▶ (251) 690-1024

FAX No. ▶

- If the organization does not have an office or place of business in the United States, check this box ☐
- If this is for a Group Return, enter the organization's four digit Group Exemption Number (GEN) . If this is for the whole group, check this box ☐. If it is for part of the group, check this box ☐ and attach a list with the names and EINs of all members the extension is for.

- I request an automatic 3-month (6 months for a corporation required to file Form 990-T) extension of time until 09/15, 20 11, to file the exempt organization return for the organization named above. The extension is for the organization's return for:
 - ▶ ☐ calendar year 20 or
 - ▶ ☒ tax year beginning 02/01, 2010, and ending 01/31, 2011.

- If the tax year entered in line 1 is for less than 12 months, check reason: ☐ Initial return ☐ Final return ☐ Change in accounting period

3a If this application is for Form 990-BL, 990-PF, 990-T, 4720, or 6069, enter the tentative tax, less any nonrefundable credits. See instructions.	3a	\$	3,457.
b If this application is for Form 990-PF, 990-T, 4720, or 6069, enter any refundable credits and estimated tax payments made. Include any prior year overpayment allowed as a credit	3b	\$	807.
c Balance Due. Subtract line 3b from line 3a. Include your payment with this form, if required, by using EFTPS (Electronic Federal Tax Payment System). See instructions.	3c	\$	2,650.

Caution. If you are going to make an electronic fund withdrawal with this Form 8868, see Form 8453-EO and Form 8879-EO for payment instructions.

For Paperwork Reduction Act Notice, see Instructions.

Form **8868** (Rev. 1-2011)JSA
0F8054 4 000

BJI192 9155 06/14/2011 11:27:09

2055002233

1 +