



See a Social Security Number? Say Something!
Report Privacy Problems to <https://public.resource.org/privacy>
Or call the IRS Identity Theft Hotline at 1-800-908-4490



**Return of Private Foundation
or Section 4947(a)(1) Nonexempt Charitable Trust
Treated as a Private Foundation**

2010

Department of the Treasury
Internal Revenue Service

Note. The foundation may be able to use a copy of this return to satisfy state reporting requirements

For calendar year 2010, or tax year beginning _____, **2010, and ending** _____

G Check all that apply: Initial return Initial Return of a former public charity Final return
 Amended return Address change Name change

FOREST LAWN FOUNDATION
1712 S. GLENDALE AVENUE
GLENDALE, CA 91205

A Employer identification number
95-6030792

B Telephone number (see the instructions)
(323) 254-3131

C If exemption application is pending, check here

D 1 Foreign organizations, check here

2 Foreign organizations meeting the 85% test, check here and attach computation

E If private foundation status was terminated under section 507(b)(1)(A), check here

F If the foundation is in a 60-month termination under section 507(b)(1)(B), check here

H Check type of organization: Section 501(c)(3) exempt private foundation
 Section 4947(a)(1) nonexempt charitable trust Other taxable private foundation

I Fair market value of all assets at end of year (from Part II, column (c), line 16)
▶ \$ 55,790,808.

J Accounting method: Cash Accrual
 Other (specify) _____
(Part I, column (d) must be on cash basis)

Part I Analysis of Revenue and Expenses <i>(The total of amounts in columns (b), (c), and (d) may not necessarily equal the amounts in column (a) (see the instructions))</i>		(a) Revenue and expenses per books	(b) Net investment income	(c) Adjusted net income	(d) Disbursements for charitable purposes (cash basis only)
REVENUE	1 Contributions, gifts, grants, etc. received (att sch)				
	2 Ck ▶ <input checked="" type="checkbox"/> if the foundn is not req to att Sch B				
	3 Interest on savings and temporary cash investments	36,201.	36,201.		
	4 Dividends and interest from securities	1,287,129.	1,287,129.		
	5a Gross rents				
	b Net rental income or (loss)				
	6a Net gain/(loss) from sale of assets not on line 10	-33,435.			
	b Gross sales price for all assets on line 6a	5,369,050.			
	7 Capital gain net income (from Part IV, line 2)		0.		
	8 Net short-term capital gain				
	9 Income modifications				
	10a Gross sales less returns and allowances				
b Less Cost of goods sold					
c Gross profit/(loss) (att sch)					
11 Other income (attach schedule) SEE STATEMENT 1	-75.	-75.			
12 Total. Add lines 1 through 11	1,289,820.	1,323,255.	0.		
ADMINISTRATIVE AND EXPENSES	13 Compensation of officers, directors, trustees, etc	0.			
	14 Other employee salaries and wages				
	15 Pension plans, employee benefits				
	16a Legal fees (attach schedule)				
	b Accounting fees (attach sch) SEE ST 2	39,952.	1,516.		38,436.
	c Other prof fees (attach sch) SEE ST 3	109,515.	59,511.		50,004.
	17 Interest				
	18 Taxes (attach schedule)(see instr) SEE STM 4	47,324.			
	19 Depreciation (attach sch) and depletion				
	20 Occupancy				
21 Travel, conferences, and meetings					
22 Printing and publications					
23 Other expenses (attach schedule) SEE STATEMENT 5	7,254.	873.		6,381.	
24 Total operating and administrative expenses. Add lines 13 through 23	204,045.	61,900.		94,821.	
25 Contributions, gifts, grants paid PART XV	376,500.			476,500.	
26 Total expenses and disbursements. Add lines 24 and 25	580,545.	61,900.	0.	571,321.	
27 Subtract line 26 from line 12:					
a Excess of revenue over expenses and disbursements	709,275.				
b Net investment income (if negative, enter -0-)		1,261,355.			
c Adjusted net income (if negative, enter -0-)			0.		

SCANNED NOV 15 2011

RECEIVED
NOV 15 2011
RSOS

614 6

Part II Balance Sheets		Attached schedules and amounts in the description column should be for end-of-year amounts only (See instructions)		Beginning of year	End of year		
		(a) Book Value	(b) Book Value	(c) Fair Market Value			
ASSETS	1	Cash – non-interest-bearing		135,785.	140,761.	140,761.	
	2	Savings and temporary cash investments		56,759.	65,580.	65,580.	
	3	Accounts receivable					
		Less allowance for doubtful accounts					
	4	Pledges receivable					
		Less allowance for doubtful accounts					
	5	Grants receivable					
	6	Receivables due from officers, directors, trustees, and other disqualified persons (attach schedule) (see the instructions)					
	7	Other notes and loans receivable (attach sch)					
		Less allowance for doubtful accounts					
	8	Inventories for sale or use					
	9	Prepaid expenses and deferred charges			676.	668.	668.
	10a	Investments – U S and state government obligations (attach schedule)					
		b Investments – corporate stock (attach schedule)			1,591,615.		
		c Investments – corporate bonds (attach schedule)			1,001,768.		
	11	Investments – land, buildings, and equipment basis					
	Less accumulated depreciation (attach schedule)						
12	Investments – mortgage loans						
13	Investments – other (attach schedule) STATEMENT 6			48,880,505.	55,548,625.	55,548,625.	
14	Land, buildings, and equipment basis						
	Less accumulated depreciation (attach schedule)						
15	Other assets (describe SEE STATEMENT 7)			73,053.	35,174.	35,174.	
16	Total assets (to be completed by all filers – see instructions Also, see page 1, item I)			51,740,161.	55,790,808.	55,790,808.	
LIABILITIES	17	Accounts payable and accrued expenses		55,221.	44,855.		
	18	Grants payable		200,000.	100,000.		
	19	Deferred revenue					
	20	Loans from officers, directors, trustees, & other disqualified persons					
	21	Mortgages and other notes payable (attach schedule)					
	22	Other liabilities (describe SEE STATEMENT 8)				13,227.	
	23	Total liabilities (add lines 17 through 22)			255,221.	158,082.	
NET ASSETS OR FUND BALANCES	Foundations that follow SFAS 117, check here and complete lines 24 through 26 and lines 30 and 31. <input checked="" type="checkbox"/>						
	24	Unrestricted		51,484,940.	55,632,726.		
	25	Temporarily restricted					
	26	Permanently restricted					
	Foundations that do not follow SFAS 117, check here and complete lines 27 through 31. <input type="checkbox"/>						
	27	Capital stock, trust principal, or current funds					
	28	Paid-in or capital surplus, or land, building, and equipment fund					
29	Retained earnings, accumulated income, endowment, or other funds						
30	Total net assets or fund balances (see the instructions)			51,484,940.	55,632,726.		
31	Total liabilities and net assets/fund balances (see the instructions)			51,740,161.	55,790,808.		

Part III Analysis of Changes in Net Assets or Fund Balances

1	Total net assets or fund balances at beginning of year – Part II, column (a), line 30 (must agree with end-of-year figure reported on prior year's return)	1	51,484,940.
2	Enter amount from Part I, line 27a	2	709,275.
3	Other increases not included in line 2 (itemize) SEE STATEMENT 9	3	3,438,511.
4	Add lines 1, 2, and 3	4	55,632,726.
5	Decreases not included in line 2 (itemize)	5	
6	Total net assets or fund balances at end of year (line 4 minus line 5) – Part II, column (b), line 30	6	55,632,726.

Part IV Capital Gains and Losses for Tax on Investment Income

(a) List and describe the kind(s) of property sold (e.g., real estate, 2-story brick warehouse, or common stock, 200 shares MLC Company)	(b) How acquired P - Purchase D - Donation	(c) Date acquired (month, day, year)	(d) Date sold (month, day, year)
1 a STATEMENT 11	P	VARIOUS	VARIOUS
b			
c			
d			
e			

(e) Gross sales price	(f) Depreciation allowed (or allowable)	(g) Cost or other basis plus expense of sale	(h) Gain or (loss) (e) plus (f) minus (g)
a 5,369,050.		5,402,485.	-33,435.
b			
c			
d			
e			

Complete only for assets showing gain in column (h) and owned by the foundation on 12/31/69			(l) Gains (Column (h) gain minus column (k), but not less than -0-) or Losses (from column (h))
(i) Fair Market Value as of 12/31/69	(j) Adjusted basis as of 12/31/69	(k) Excess of column (i) over column (j), if any	
a			-33,435.
b			
c			
d			
e			

2 Capital gain net income or (net capital loss) [If gain, also enter in Part I, line 7 If (loss), enter -0- in Part I, line 7]	2	-33,435.
3 Net short-term capital gain or (loss) as defined in sections 1222(5) and (6) [If gain, also enter in Part I, line 8, column (c) (see the instructions) If (loss), enter -0- in Part I, line 8]	3	0.

Part V Qualification Under Section 4940(e) for Reduced Tax on Net Investment Income

(For optional use by domestic private foundations subject to the section 4940(a) tax on net investment income.)

If section 4940(d)(2) applies, leave this part blank

Was the foundation liable for the section 4942 tax on the distributable amount of any year in the base period? Yes No

If 'Yes,' the foundation does not qualify under section 4940(e). Do not complete this part.

1 Enter the appropriate amount in each column for each year, see the instructions before making any entries

(a) Base period years Calendar year (or tax year beginning in)	(b) Adjusted qualifying distributions	(c) Net value of noncharitable-use assets	(d) Distribution ratio (column (b) divided by column (c))
2009	1,439,971.	45,728,531.	0.031490
2008	2,866,329.	56,151,935.	0.051046
2007	3,875,741.	66,410,757.	0.058360
2006	3,452,371.	59,424,955.	0.058096
2005	3,294,618.	57,308,748.	0.057489

2 Total of line 1, column (d)	2	0.256481
3 Average distribution ratio for the 5-year base period - divide the total on line 2 by 5, or by the number of years the foundation has been in existence if less than 5 years	3	0.051296
4 Enter the net value of noncharitable-use assets for 2010 from Part X, line 5	4	51,472,285.
5 Multiply line 4 by line 3	5	2,640,322.
6 Enter 1% of net investment income (1% of Part I, line 27b)	6	12,614.
7 Add lines 5 and 6	7	2,652,936.
8 Enter qualifying distributions from Part XII, line 4	8	571,321.

If line 8 is equal to or greater than line 7, check the box in Part VI, line 1b, and complete that part using a 1% tax rate. See the Part VI instructions.

Part VI Excise Tax Based on Investment Income (Section 4940(a), 4940(b), 4940(e), or 4948 – see the instructions)

1 a Exempt operating foundations described in section 4940(d)(2), check here <input type="checkbox"/> and enter 'N/A' on line 1 Date of ruling or determination letter _____ (attach copy of letter if necessary – see instr.)		1 25,227.
b Domestic foundations that meet the section 4940(e) requirements in Part V, check here <input type="checkbox"/> and enter 1% of Part I, line 27b		
c All other domestic foundations enter 2% of line 27b Exempt foreign organizations enter 4% of Part I, line 12, column (b)		
2 Tax under section 511 (domestic section 4947(a)(1) trusts and taxable foundations only Others enter -0-)		2 0.
3 Add lines 1 and 2		3 25,227.
4 Subtitle A (income) tax (domestic section 4947(a)(1) trusts and taxable foundations only Others enter -0-)		4 0.
5 Tax based on investment income. Subtract line 4 from line 3 If zero or less, enter -0-		5 25,227.
6 Credits/Payments:		7 26,000.
a 2010 estimated tax pmts and 2009 overpayment credited to 2010		
b Exempt foreign organizations – tax withheld at source		
c Tax paid with application for extension of time to file (Form 8868)		
d Backup withholding erroneously withheld		
7 Total credits and payments Add lines 6a through 6d		7 26,000.
8 Enter any penalty for underpayment of estimated tax Check here <input checked="" type="checkbox"/> if Form 2220 is attached		8 521.
9 Tax due. If the total of lines 5 and 8 is more than line 7, enter amount owed		9 0.
10 Overpayment If line 7 is more than the total of lines 5 and 8, enter the amount overpaid		10 252.
11 Enter the amount of line 10 to be Credited to 2011 estimated tax <input type="checkbox"/> 252. Refunded <input type="checkbox"/>		11 0.

Part VII-A Statements Regarding Activities

	Yes	No
1 a During the tax year, did the foundation attempt to influence any national, state, or local legislation or did it participate or intervene in any political campaign?		X
b Did it spend more than \$100 during the year (either directly or indirectly) for political purposes (see the instructions for definition)? <i>If the answer is 'Yes' to 1a or 1b, attach a detailed description of the activities and copies of any materials published or distributed by the foundation in connection with the activities</i>		X
c Did the foundation file Form 1120-POL for this year?		X
d Enter the amount (if any) of tax on political expenditures (section 4955) imposed during the year (1) On the foundation ▶ \$ 0. (2) On foundation managers ▶ \$ 0.		
e Enter the reimbursement (if any) paid by the foundation during the year for political expenditure tax imposed on foundation managers ▶ \$ 0.		
2 Has the foundation engaged in any activities that have not previously been reported to the IRS? <i>If 'Yes,' attach a detailed description of the activities</i>		X
3 Has the foundation made any changes, not previously reported to the IRS, in its governing instrument, articles of incorporation, or bylaws, or other similar instruments? <i>If 'Yes,' attach a conformed copy of the changes</i>		X
4 a Did the foundation have unrelated business gross income of \$1,000 or more during the year?		X
b If 'Yes,' has it filed a tax return on Form 990-T for this year?		N/A
5 Was there a liquidation, termination, dissolution, or substantial contraction during the year? <i>If 'Yes,' attach the statement required by General Instruction T</i>		X
6 Are the requirements of section 508(e) (relating to sections 4941 through 4945) satisfied either • By language in the governing instrument, or • By state legislation that effectively amends the governing instrument so that no mandatory directions that conflict with the state law remain in the governing instrument?	X	
7 Did the foundation have at least \$5,000 in assets at any time during the year? <i>If 'Yes,' complete Part II, column (c), and Part XV</i>	X	
8 a Enter the states to which the foundation reports or with which it is registered (see the instructions) CA		
b If the answer is 'Yes' to line 7, has the foundation furnished a copy of Form 990-PF to the Attorney General (or designate) of each state as required by <i>General Instruction G</i> ? <i>If 'No,' attach explanation</i>	X	
9 Is the foundation claiming status as a private operating foundation within the meaning of section 4942(j)(3) or 4942(j)(5) for calendar year 2010 or the taxable year beginning in 2010 (see instructions for Part XIV)? <i>If 'Yes,' complete Part XIV</i>		X
10 Did any persons become substantial contributors during the tax year? <i>If 'Yes,' attach a schedule listing their names and addresses</i>		X

Part VII-B Statements Regarding Activities for Which Form 4720 May Be Required (continued)

5a During the year did the foundation pay or incur any amount to

(1) Carry on propaganda, or otherwise attempt to influence legislation (section 4945(e))? Yes No

(2) Influence the outcome of any specific public election (see section 4955), or to carry on, directly or indirectly, any voter registration drive? Yes No

(3) Provide a grant to an individual for travel, study, or other similar purposes? Yes No

(4) Provide a grant to an organization other than a charitable, etc., organization described in section 509(a)(1), (2), or (3), or section 4940(d)(2)? (see instructions) Yes No

(5) Provide for any purpose other than religious, charitable, scientific, literary, or educational purposes, or for the prevention of cruelty to children or animals? Yes No

b If any answer is 'Yes' to 5a(1)-(5), did any of the transactions fail to qualify under the exceptions described in Regulations section 53.4945 or in a current notice regarding disaster assistance (see instructions)? Yes No

Organizations relying on a current notice regarding disaster assistance check here

c If the answer is 'Yes' to question 5a(4), does the foundation claim exemption from the tax because it maintained expenditure responsibility for the grant? Yes No

If 'Yes,' attach the statement required by Regulations section 53.4945-5(d) N/A

6a Did the foundation, during the year, receive any funds, directly or indirectly, to pay premiums on a personal benefit contract? Yes No

b Did the foundation, during the year, pay premiums, directly or indirectly, on a personal benefit contract? Yes No

If 'Yes' to 6b, file Form 8870

7a At any time during the tax year, was the foundation a party to a prohibited tax shelter transaction? Yes No

b If yes, did the foundation receive any proceeds or have any net income attributable to the transaction? Yes No

	5b	N/A
	6b	X
	7b	N/A

Part VIII Information About Officers, Directors, Trustees, Foundation Managers, Highly Paid Employees, and Contractors

1 List all officers, directors, trustees, foundation managers and their compensation (see instructions).

(a) Name and address	(b) Title and average hours per week devoted to position	(c) Compensation (if not paid, enter -0-)	(d) Contributions to employee benefit plans and deferred compensation	(e) Expense account, other allowances
SEE STATEMENT 10		0.	0.	0.

2 Compensation of five highest-paid employees (other than those included on line 1— see instructions). If none, enter 'NONE.'

(a) Name and address of each employee paid more than \$50,000	(b) Title and average hours per week devoted to position	(c) Compensation	(d) Contributions to employee benefit plans and deferred compensation	(e) Expense account, other allowances
NONE				

Part VIII Information About Officers, Directors, Trustees, Foundation Managers, Highly Paid Employees, and Contractors (continued)

3 Five highest-paid independent contractors for professional services (see instructions). If none, enter 'NONE.'

(a) Name and address of each person paid more than \$50,000	(b) Type of service	(c) Compensation
WHITTIER TRUST COMPANY 1600 HUNTINGTON DRIVE SOUTH PASADENA, CA 91030	FIDUCIARY/PROFESSION	50,004.

Total number of others receiving over \$50,000 for professional services		0

Part IX-A Summary of Direct Charitable Activities

List the foundation's four largest direct charitable activities during the tax year. Include relevant statistical information such as the number of organizations and other beneficiaries served, conferences convened, research papers produced, etc

	Expenses
1 N/A -----	
2 -----	
3 -----	
4 -----	

Part IX-B Summary of Program-Related Investments (see instructions)

Describe the two largest program-related investments made by the foundation during the tax year on lines 1 and 2

	Amount
1 N/A -----	
2 -----	
All other program-related investments See instructions 3 -----	
Total. Add lines 1 through 3	0.

BAA

Part X Minimum Investment Return (All domestic foundations must complete this part. Foreign foundations, see instructions.)

1 Fair market value of assets not used (or held for use) directly in carrying out charitable, etc., purposes		
a Average monthly fair market value of securities	1a	52,068,171.
b Average of monthly cash balances	1b	149,320.
c Fair market value of all other assets (see instructions)	1c	38,636.
d Total (add lines 1a, b, and c)	1d	52,256,127.
e Reduction claimed for blockage or other factors reported on lines 1a and 1c (attach detailed explanation)	1e	0.
2 Acquisition indebtedness applicable to line 1 assets	2	0.
3 Subtract line 2 from line 1d	3	52,256,127.
4 Cash deemed held for charitable activities Enter 1-1/2% of line 3 (for greater amount, see instructions)	4	783,842.
5 Net value of noncharitable-use assets. Subtract line 4 from line 3 Enter here and on Part V, line 4	5	51,472,285.
6 Minimum investment return. Enter 5% of line 5	6	2,573,614.

Part XI Distributable Amount (see instructions) (Section 4942(j)(3) and (j)(5) private operating foundations and certain foreign organizations check here and do not complete this part.)

1 Minimum investment return from Part X, line 6	1	2,573,614.
2a Tax on investment income for 2010 from Part VI, line 5	2a	25,227.
b Income tax for 2010 (This does not include the tax from Part VI)	2b	
c Add lines 2a and 2b	2c	25,227.
3 Distributable amount before adjustments Subtract line 2c from line 1	3	2,548,387.
4 Recoveries of amounts treated as qualifying distributions	4	
5 Add lines 3 and 4	5	2,548,387.
6 Deduction from distributable amount (see instructions)	6	
7 Distributable amount as adjusted Subtract line 6 from line 5 Enter here and on Part XIII, line 1	7	2,548,387.

Part XII Qualifying Distributions (see instructions)

1 Amounts paid (including administrative expenses) to accomplish charitable, etc., purposes		
a Expenses, contributions, gifts, etc — total from Part I, column (d), line 26	1a	571,321.
b Program-related investments — total from Part IX-B	1b	
2 Amounts paid to acquire assets used (or held for use) directly in carrying out charitable, etc., purposes	2	
3 Amounts set aside for specific charitable projects that satisfy the		
a Suitability test (prior IRS approval required)	3a	
b Cash distribution test (attach the required schedule)	3b	
4 Qualifying distributions Add lines 1a through 3b Enter here and on Part V, line 8, and Part XIII, line 4	4	571,321.
5 Foundations that qualify under section 4940(e) for the reduced rate of tax on net investment income Enter 1% of Part I, line 27b (see instructions)	5	
6 Adjusted qualifying distributions. Subtract line 5 from line 4	6	571,321.

Note. The amount on line 6 will be used in Part V, column (b), in subsequent years when calculating whether the foundation qualifies for the section 4940(e) reduction of tax in those years

Part XIII Undistributed Income (see instructions)

	(a) Corpus	(b) Years prior to 2009	(c) 2009	(d) 2010
1 Distributable amount for 2010 from Part XI, line 7				2,548,387.
2 Undistributed income, if any, as of the end of 2010				
a Enter amount for 2009 only			0.	
b Total for prior years 20 __, 20 __, 20 __		0.		
3 Excess distributions carryover, if any, to 2010				
a From 2005				
b From 2006	46,664.			
c From 2007	708,617.			
d From 2008	73,977.			
e From 2009				
f Total of lines 3a through e	829,258.			
4 Qualifying distributions for 2010 from Part XII, line 4 ▶ \$ 571,321.				
a Applied to 2009, but not more than line 2a			0.	
b Applied to undistributed income of prior years (Election required – see instructions)		0.		
c Treated as distributions out of corpus (Election required – see instructions)	0.			
d Applied to 2010 distributable amount				571,321.
e Remaining amount distributed out of corpus	0.			
5 Excess distributions carryover applied to 2010 (If an amount appears in column (d), the same amount must be shown in column (a))	829,258.			829,258.
6 Enter the net total of each column as indicated below:				
a Corpus Add lines 3f, 4c, and 4e. Subtract line 5	0.			
b Prior years' undistributed income Subtract line 4b from line 2b		0.		
c Enter the amount of prior years' undistributed income for which a notice of deficiency has been issued, or on which the section 4942(a) tax has been previously assessed		0.		
d Subtract line 6c from line 6b Taxable amount – see instructions		0.		
e Undistributed income for 2009 Subtract line 4a from line 2a Taxable amount – see instructions			0.	
f Undistributed income for 2010 Subtract lines 4d and 5 from line 1 This amount must be distributed in 2011				1,147,808.
7 Amounts treated as distributions out of corpus to satisfy requirements imposed by section 170(b)(1)(F) or 4942(g)(3) (see instructions)	0.			
8 Excess distributions carryover from 2005 not applied on line 5 or line 7 (see instructions)	0.			
9 Excess distributions carryover to 2011. Subtract lines 7 and 8 from line 6a	0.			
10 Analysis of line 9				
a Excess from 2006				
b Excess from 2007				
c Excess from 2008				
d Excess from 2009				
e Excess from 2010				

Part XIV Private Operating Foundations (see instructions and Part VII-A, question 9) N/A

1 a If the foundation has received a ruling or determination letter that it is a private operating foundation, and the ruling is effective for 2010, enter the date of the ruling ▶

b Check box to indicate whether the foundation is a private operating foundation described in section 4942(j)(3) or 4942(j)(5)

	Tax year	Prior 3 years			(e) Total
	(a) 2010	(b) 2009	(c) 2008	(d) 2007	
2 a Enter the lesser of the adjusted net income from Part I or the minimum investment return from Part X for each year listed					
b 85% of line 2a					
c Qualifying distributions from Part XII, line 4 for each year listed					
d Amounts included in line 2c not used directly for active conduct of exempt activities					
e Qualifying distributions made directly for active conduct of exempt activities Subtract line 2d from line 2c					
3 Complete 3a, b, or c for the alternative test relied upon					
a 'Assets' alternative test – enter					
(1) Value of all assets					
(2) Value of assets qualifying under section 4942(j)(3)(B)(i)					
b 'Endowment' alternative test – enter 2/3 of minimum investment return shown in Part X, line 6 for each year listed					
c 'Support' alternative test – enter					
(1) Total support other than gross investment income (interest, dividends, rents, payments on securities loans (section 512(a)(5)), or royalties)					
(2) Support from general public and 5 or more exempt organizations as provided in section 4942(j)(3)(B)(iii)					
(3) Largest amount of support from an exempt organization					
(4) Gross investment income					

Part XV Supplementary Information (Complete this part only if the organization had \$5,000 or more in assets at any time during the year – see instructions.)

1 **Information Regarding Foundation Managers:**
a List any managers of the foundation who have contributed more than 2% of the total contributions received by the foundation before the close of any tax year (but only if they have contributed more than \$5,000) (See section 507(d)(2))
NONE

b List any managers of the foundation who own 10% or more of the stock of a corporation (or an equally large portion of the ownership of a partnership or other entity) of which the foundation has a 10% or greater interest
NONE

2 **Information Regarding Contribution, Grant, Gift, Loan, Scholarship, etc, Programs:**
Check here if the foundation only makes contributions to preselected charitable organizations and does not accept unsolicited requests for funds. If the foundation makes gifts, grants, etc, (see instructions) to individuals or organizations under other conditions, complete items 2a, b, c, and d

a The name, address, and telephone number of the person to whom applications should be addressed

b The form in which applications should be submitted and information and materials they should include

c Any submission deadlines

d Any restrictions or limitations on awards, such as by geographical areas, charitable fields, kinds of institutions, or other factors

Part XV Supplementary Information (continued)

3 Grants and Contributions Paid During the Year or Approved for Future Payment

Recipient Name and address (home or business)	If recipient is an individual, show any relationship to any foundation manager or substantial contributor	Foundation status of recipient	Purpose of grant or contribution	Amount
<p>a Paid during the year STATEMENT 12</p>	N/A	OTHER	GENERAL OPERATING	376,500.
Total				3a 376,500.
<p>b Approved for future payment STATEMENT 13</p>	N/A	OTHER	GENERAL OPERATING	100,000.
Total				3b 100,000.

FOREST LAWN FOUNDATION

95-6030792

STATEMENT 1
FORM 990-PF, PART I, LINE 11
OTHER INCOME

	(A) REVENUE PER BOOKS	(B) NET INVESTMENT INCOME	(C) ADJUSTED NET INCOME
FLOWTHROUGH UBTI			
TOTAL	\$ -75.	\$ -75.	\$ 0.

STATEMENT 2
FORM 990-PF, PART I, LINE 16B
ACCOUNTING FEES

	(A) EXPENSES PER BOOKS	(B) NET INVESTMENT INCOME	(C) ADJUSTED NET INCOME	(D) CHARITABLE PURPOSES
ACCOUNTING EXPENSE	\$ 15,160.	\$ 1,516.		\$ 13,644.
AUDIT AND TAX RETURN	24,792.			24,792.
TOTAL	\$ 39,952.	\$ 1,516.	\$ 0.	\$ 38,436.

STATEMENT 3
FORM 990-PF, PART I, LINE 16C
OTHER PROFESSIONAL FEES

	(A) EXPENSES PER BOOKS	(B) NET INVESTMENT INCOME	(C) ADJUSTED NET INCOME	(D) CHARITABLE PURPOSES
CONSULTING & PROFESSIONAL FEES	\$ 109,515.	\$ 59,511.		\$ 50,004.
TOTAL	\$ 109,515.	\$ 59,511.	\$ 0.	\$ 50,004.

STATEMENT 4
FORM 990-PF, PART I, LINE 18
TAXES

	(A) EXPENSES PER BOOKS	(B) NET INVESTMENT INCOME	(C) ADJUSTED NET INCOME	(D) CHARITABLE PURPOSES
FEDERAL EXCISE TAX	\$ 47,324.			
TOTAL	\$ 47,324.	\$ 0.	\$ 0.	\$ 0.

FOREST LAWN FOUNDATION

95-6030792

STATEMENT 5
FORM 990-PF, PART I, LINE 23
OTHER EXPENSES

	(A) EXPENSES PER BOOKS	(B) NET INVESTMENT INCOME	(C) ADJUSTED NET INCOME	(D) CHARITABLE PURPOSES
BANK CHARGES	\$ 1,745.	\$ 873.		\$ 872.
FEES- OTHER	388.			388.
INSURANCE	1,008.			1,008.
PC SOFTWARE	4,113.			4,113.
TOTAL	<u>\$ 7,254.</u>	<u>\$ 873.</u>	<u>\$ 0.</u>	<u>\$ 6,381.</u>

STATEMENT 6
FORM 990-PF, PART II, LINE 13
INVESTMENTS - OTHER

OTHER INVESTMENTS	VALUATION METHOD	BOOK VALUE	FAIR MARKET VALUE
STRATEGIC PRIVATE EQUITY FUND II, LLC	MKT VAL	\$ 4,515,100.	\$ 4,515,100.
SHORT TERM INVESTMENT FUNDS	MKT VAL	1,319,800.	1,319,800.
STRATEGIC PRIVATE EQUITY FUND III, LP	MKT VAL	869,700.	869,700.
CF STRATEGIC FUNDS SPC DIRECTIONAL	MKT VAL	0.	0.
CF STRATEGIC FUNDS SPC HEDGE FUND SEG BLACKROCK	MKT VAL	0.	0.
GMO	MKT VAL	14,077,715.	14,077,715.
CAPITAL INCOME BUILDER	MKT VAL	13,710,733.	13,710,733.
CF STRATEGIC FUNDS SPC DIRECTIONAL LIQ	MKT VAL	14,119,828.	14,119,828.
CF STRATEGIC FUNDS SPC HEDGE LIQ	MKT VAL	0.	0.
SSGA CTF	MKT VAL	0.	0.
SPRUCE ABSOLUTE A7	MKT VAL	1,099,909.	1,099,909.
SPRUCE GLOBAL	MKT VAL	1,558,670.	1,558,670.
SPRUCE REAL ASSETS	MKT VAL	1,116,530.	1,116,530.
SPRUCE EQUITY FUND	MKT VAL	1,909,553.	1,909,553.
SPRUCE HIGH INCOME	MKT VAL	795,530.	795,530.
SPRUCE TAXABLE BOND	MKT VAL	455,557.	455,557.
TOTAL		<u>\$ 55,548,625.</u>	<u>\$ 55,548,625.</u>

STATEMENT 7
FORM 990-PF, PART II, LINE 15
OTHER ASSETS

	BOOK VALUE	FAIR MARKET VALUE
DIVIDENDS RECEIVABLE	\$ 270.	\$ 270.
MUSEUM OBJECTS	34,904.	34,904.
TOTAL	<u>\$ 35,174.</u>	<u>\$ 35,174.</u>

FOREST LAWN FOUNDATION

95-6030792

STATEMENT 8
FORM 990-PF, PART II, LINE 22
OTHER LIABILITIES

FEDERAL EXCISE TAX PAYABLE	\$ 13,227.
TOTAL	<u>\$ 13,227.</u>

STATEMENT 9
FORM 990-PF, PART III, LINE 3
OTHER INCREASES

UNREALIZED GAINS ON INVESTMENTS	\$ 3,438,511.
TOTAL	<u>\$ 3,438,511.</u>

STATEMENT 10
FORM 990-PF, PART VIII, LINE 1
LIST OF OFFICERS, DIRECTORS, TRUSTEES, AND KEY EMPLOYEES

NAME AND ADDRESS	TITLE AND AVERAGE HOURS PER WEEK DEVOTED	COMPEN- SATION	CONTRI- BUTION TO EBP & DC	EXPENSE ACCOUNT/ OTHER
JOHN LLEWELLYN 1712 S. GLENDALE AVENUE GLENDALE, CA 91205	CHAIRMAN & CEO 0	\$ 0.	\$ 0.	\$ 0.
DARIN B. DRABING 1712 S. GLENDALE AVENUE GLENDALE, CA 91205	DIRECTOR 0		0.	0.
RUSS WHITTENBURG 1712 S. GLENDALE AVENUE GLENDALE, CA 91205	CFO 0		0.	0.
SUSAN RULE SANDLER 1712 S. GLENDALE AVENUE GLENDALE, CA 91205	SECRETARY 0		0.	0.
PHILIP V. SWAN 1712 S. GLENDALE AVENUE GLENDALE, CA 91205	DIRECTOR 0		0.	0.
KEITH RENKEN 1712 S. GLENDALE AVENUE GLENDALE, CA 91205	DIRECTOR 0		0.	0.
KIMBERLEY A. PAWLIK 1712 S. GLENDALE AVENUE GLENDALE, CA 91205	ASST. SECRETARY 0		0.	0.

FOREST LAWN FOUNDATION

95-6030792

STATEMENT 10 (CONTINUED)
FORM 990-PF, PART VIII, LINE 1
LIST OF OFFICERS, DIRECTORS, TRUSTEES, AND KEY EMPLOYEES

<u>NAME AND ADDRESS</u>	<u>TITLE AND AVERAGE HOURS PER WEEK DEVOTED</u>	<u>COMPEN- SATION</u>	<u>CONTRI- BUTION TO EBP & DC</u>	<u>EXPENSE ACCOUNT/ OTHER</u>
CAROL LLEWELLYN 1712 S. GLENDALE AVENUE GLENDALE, CA 91205	DIRECTOR 0	\$ 0.	\$ 0.	\$ 0.
		TOTAL \$ 0.	\$ 0.	\$ 0.

• If you are filing for an **Additional (Not Automatic) 3-Month Extension**, complete only **Part II** and check this box

Note. Only complete Part II if you have already been granted an automatic 3-month extension on a previously filed Form 8868

• If you are filing for an **Automatic 3-Month Extension**, complete only **Part I** (on page 1).

Part II Additional (Not Automatic) 3-Month Extension of Time. Only file the original (no copies needed).

Type or print	Name of exempt organization	Employer identification number
	FOREST LAWN FOUNDATION	95-6030792
File by the extended due date for filing the return See instructions	Number, street, and room or suite number If a P O box, see instructions	
	RBZ LLP 11755 WILSHIRE BLVD NINTH FL	
	City, town or post office, state, and ZIP code For a foreign address, see instructions LOS ANGELES, CA 90025-1540	

Enter the Return code for the return that this application is for (file a separate application for each return)

04

Application Is For	Return Code	Application Is For	Return Code
Form 990	01		
Form 990-BL	02	Form 1041-A	08
Form 990-EZ	03	Form 4720	09
Form 990-PF	04	Form 5227	10
Form 990-T (section 401(a) or 408(a) trust)	05	Form 6069	11
Form 990-T (trust other than above)	06	Form 8870	12

STOP! Do not complete Part II if you were not already granted an automatic 3-month extension on a previously filed Form 8868.


- The books are in care of CURTIS CAMERON
Telephone No 323-254-3131 FAX No.
- If the organization does not have an office or place of business in the United States, check this box
- If this is for a Group Return, enter the organization's four digit Group Exemption Number (GEN) _____ . If this is for the whole group, check this box . If it is for part of the group, check this box and attach a list with the names and EINs of all members the extension is for.

- I request an additional 3-month extension of time until 11/15, 2011.
- For calendar year 2010, or other tax year beginning _____, 20____, and ending _____, 20____.
- If the tax year entered in line 5 is for less than 12 months, check reason. Initial return Final return
 Change in accounting period
- State in detail why you need the extension TAXPAYER RESPECTFULLY REQUESTS ADDITIONAL TIME TO GATHER INFORMATION NECESSARY TO FILE A COMPLETE AND ACCURATE TAX RETURN.

8a If this application is for Form 990-BL, 990-PF, 990-T, 4720, or 6069, enter the tentative tax, less any nonrefundable credits See instructions	8a \$	0.
b If this application is for Form 990-PF, 990-T, 4720, or 6069, enter any refundable credits and estimated tax payments made. Include any prior year overpayment allowed as a credit and any amount paid previously with Form 8868	8b \$	0.
c Balance due. Subtract line 8b from line 8a. Include your payment with this form, if required, by using EFTPS (Electronic Federal Tax Payment System). See instructions	8c \$	0.

Signature and Verification

Under penalties of perjury, I declare that I have examined this form, including accompanying schedules and statements, and to the best of my knowledge and belief, it is true, correct, and complete, and that I am authorized to prepare this form

Signature  Title CPA Date 8/10/11
BAA FIFZ0502L 11/15/10 Form 8868 (Rev 1-2011)

Application for Extension of Time To File an Exempt Organization Return

Department of the Treasury
Internal Revenue Service

▶ **File a separate application for each return.**

- If you are filing for an **Automatic 3-Month Extension, complete only Part I** and check this box
- If you are filing for an **Additional (Not Automatic) 3-Month Extension, complete only Part II** (on page 2 of this form)

Do not complete Part II unless you have already been granted an automatic 3-month extension on a previously filed Form 8868

Electronic filing (e-file). You can electronically file Form 8868 if you need a 3-month automatic extension of time to file (6 months for a corporation required to file Form 990-T), or an additional (not automatic) 3-month extension of time. You can electronically file Form 8868 to request an extension of time to file any of the forms listed in Part I or Part II with the exception of Form 8870, Information Return for Transfers Associated With Certain Personal Benefit Contracts, which must be sent to the IRS in paper format (see instructions). For more details on the electronic filing of this form, visit www.irs.gov/efile and click on *e-file for Charities & Nonprofits*

Part I Automatic 3-Month Extension of Time. Only submit original (no copies needed).

A corporation required to file Form 990-T and requesting an automatic 6-month extension — check this box and complete Part I only

All other corporations (including 1120-C filers), partnerships, REMICS, and trusts must use Form 7004 to request an extension of time to file income tax returns

Type or print	Name of exempt organization FOREST LAWN FOUNDATION	Employer identification number 95-6030792
File by the due date for filing your return. See instructions	Number, street, and room or suite number. If a P.O. box, see instructions. 1712 S. GLENDALE AVENUE	
	City, town or post office, state, and ZIP code. For a foreign address, see instructions. GLENDALE, CA 91205	

Enter the Return code for the return that this application is for (file a separate application for each return) 04

Application Is For	Return Code	Application Is For	Return Code
Form 990	01	Form 990-T (corporation)	07
Form 990-BL	02	Form 1041-A	08
Form 990-EZ	03	Form 4720	09
Form 990-PF	04	Form 5227	10
Form 990-T (section 401(a) or 408(a) trust)	05	Form 6069	11
Form 990-T (trust other than above)	06	Form 8870	12

- The books are in the care of ▶ CURTIS CAMERON -----

Telephone No ▶ 323-254-3131 ----- FAX No ▶ -----

- If the organization does not have an office or place of business in the United States, check this box
- If this is for a Group Return, enter the organization's four digit Group Exemption Number (GEN) _____ If this is for the whole group, check this box If it is for part of the group, check this box and attach a list with the names and EINs of all members the extension is for

1 I request an automatic 3-month (6 months for a corporation required to file Form 990-T) extension of time until 8/15, 2011, to file the exempt organization return for the organization named above. The extension is for the organization's return for

- ▶ calendar year 2010 or
- ▶ tax year beginning _____, 20____, and ending _____, 20____

2 If the tax year entered in line 1 is for less than 12 months, check reason Initial return Final return Change in accounting period

3a If this application is for Form 990-BL, 990-PF, 990-T, 4720, or 6069, enter the tentative tax, less any nonrefundable credits. See instructions	3a	\$	26,000.
b If this application is for Form 990-PF, 990-T, 4720, or 6069, enter any refundable credits and estimated tax payments made. Include any prior year overpayment allowed as a credit	3b	\$	26,000.
c Balance due. Subtract line 3b from line 3a. Include your payment with this form, if required, by using EFTPS (Electronic Federal Tax Payment System). See instructions	3c	\$	0.

Caution. If you are going to make an electronic fund withdrawal with this Form 8868, see Form 8453-EO and Form 8879-EO for payment instructions

Statement 12
Form 990-PF, Part XV, Line 3a
Recipients Paid in Year 2007

FOREST LAWN FOUNDATION, #95-6030792

CONTRIBUTIONS PAID
FISCAL YEAR ENDED DECEMBER 31, 2010

No.	RECIPIENT	ADDRESS	CITY, STATE, ZIP	DONOR RECIPIENT RELATION	ORGANIZATION STATUS	PURPOSE OF GRANT	PAID 2010
1	AbilityFirst	1300 East Green Street Pasadena, CA 91107	Pasadena, CA 91107	N/A	170(b)(1)(A)(vi)	Challenge Grant - LA Marathon	\$ 50,000
2	AbilityFirst	1300 East Green Street Pasadena, CA 91107	Pasadena, CA 91107	N/A	170(b)(1)(A)(vi)	"Building Independence, Celebrating Community" Campaign	\$ 50,000
3	Braille Institute of America, Inc	741 N Vermont Avenue Los Angeles, CA 90029	Los Angeles, CA 90029	N/A	170(b)(1)(A)(vi)	"El Poder sin Ver" Program	\$ 25,000
4	California Science Center	700 Exposition Park Dr Los Angeles, CA 90037	Los Angeles, CA 90037	N/A	170(b)(1)(A)(vi)	Partners in Learning	\$ 50,000
5	Compassionate Friends-Verdugo Hills Chapter	P O Box 8324 La Crescenta, CA 91214	La Crescenta, CA 91214	N/A	170(b)(1)(A)(vi)	Program Support	\$ 1,500
6	Friends of Foster Children-San Gabriel Valley	P O Box 1105 Arcadia, CA 91077	Arcadia, CA 91077	N/A	170(b)(1)(A)(vi)	College Scholarships	\$ 15,000
7	Huntington Memorial Hospital	100 W California Boulevard Pasadena, CA 91109	Pasadena, CA 91109	N/A	170(b)(1)(A)(vi)	Emergency Room Expansion	\$ 100,000
8	Methodist Hospital of Southern California	P O Box 60016 Arcadia, CA 91066	Arcadia, CA 91066	N/A	509(a)(3)	Program Support	\$ 60,000
9	Oneonta Club Foundation	625 Fair Oaks Avenue, Suite 280 South Pasadena, CA 91030	South Pasadena, CA 91030	N/A	170(b)(1)(A)(vi)	Scholarship Program	\$ 15,000
10	Salvation Army-Glendale Corps	320 West Windsor Road Glendale, CA 91205	Glendale, CA 91205	N/A	170(b)(1)(A)(i)	Program Support	\$ 10,000
11	YMCA of Metropolitan Los Angeles	625 South New Hampshire Ave Los Angeles, CA 90005	Los Angeles, CA 90005	N/A	170(b)(1)(A)(vi)	Program Support	\$ 100,000
TOTAL CONTRIBUTIONS PAID							\$ 476,500

FEDERAL STATEMENTS
FOREST LAWN FOUNDATION, 95-6030792
Future Commitments
AS OF JANUARY 1, 2011

ORGANIZATION	ADDRESS	CITY, STATE, ZIP	RELATION	DONOR RECIPIENT	ORGANIZATION	PURPOSE OF GRANT/ CONTRIBUTION	AMOUNT
AbilityFirst	1300 East Green Street	Pasadena, CA 91107	N/A		170(b)(1)(A)(vi)	Capital Campaign	\$ 100,000

TOTAL FUTURE COMMITMENTS: \$ 100,000

Spruce Global Equity Fund (Offshore) Ltd.

One Stamford Plaza
263 Tresser Boulevard, 15th Floor
Stamford, CT 06901

**Statement of Changes in Net Asset Value
For the Month Ended December 31, 2010**

**Forest Lawn Foundation
Russ Whittenburg
c/o Forest Lawn Foundation
1712 South Glendale Avenue
Glendale, CA 91205**

<u>Class A 8</u>	<u>Current Month</u>	<u>Year to Date</u>
Beginning Valuation	\$2,070,428	\$0
Contributions	\$0	\$2,020,000
Realized Gain/Loss	\$24,773	(\$13,600) ✓
Unrealized Gain/Loss	\$24,209	\$117,693
Net Income	(\$740)	(\$5,423)
Withdrawals/Transfers	(\$560,000)	(\$560,000)
Ending Valuation	<u>\$1,558,670</u>	<u>\$1,558,670</u>

The Month to Date and Year to Date return numbers are not annualized 2.33% 5.03%

NAV per Share 1,050.27
Shares 1,484.068


Account Activity

Dec 01 2010 - Dec 31 2010

<u>Trade Date</u>	<u>Activity</u>	<u>Amount (\$)</u>	<u>Price (\$)</u>	<u>Shares</u>	<u>Total Shares</u>
12-01-2010	Opening Balance				2,017.265
12-31-2010	Redemption	-560,000	1,050.27	533.197	
12-31-2010	Closing Balance				1,484.068

If you have any questions, please call Spruce Private Investors at (203) 428-2600.

Sincerely,



Michael Smedile
Vice President
State Street Corporation
Alternative Investments Solutions

Spruce Real Assets Fund (Offshore) Ltd.

One Stamford Plaza
263 Tresser Boulevard, 15th Floor
Stamford, CT 06901

Statement of Changes in Net Asset Value
For the Month Ended December 31, 2010

Forest Lawn Foundation
Russ Whittenburg
c/o Forest Lawn Foundation
1712 South Glendale Avenue
Glendale, CA 91205

<u>Class A 7</u>	<u>Current Month</u>	<u>Year to Date</u>
Beginning Valuation	\$1,052,348	\$0
Contributions	\$0	\$1,005,000
Realized Gain/Loss	\$8,695	\$8,519 ✓
Unrealized Gain/Loss	\$56,696	\$109,189
Net Income	(\$1,209)	(\$6,178)
Ending Valuation	<u>\$1,116,530</u>	<u>\$1,116,530</u>

The Month to Date and Year to Date return numbers are not annualized 6.10% 10.50%

NAV per Share 1,105.04
Shares 1,010,400


Account Activity

Dec 01 2010 - Dec 31 2010

<u>Trade Date</u>	<u>Activity</u>	<u>Amount (\$)</u>	<u>Price (\$)</u>	<u>Shares</u>	<u>Total Shares</u>
12-01-2010	Opening Balance				1,010,400
12-31-2010	Closing Balance				1,010,400

If you have any questions, please call Spruce Private Investors at (203) 428-2600.

Sincerely,



Michael Smedile
Vice President
State Street Corporation
Alternative Investments Solutions

Portfolio Statement

1 JAN 10 31 DEC 10

Account Number 26AR805
Account Name FOREST LAWN FOUNDATION SPRUCE

Investment Transaction Detail

Trade Date	Security Description	Asset ID / Ticker	Shares/PAR	Price	Principal	Accrued Interest	Cost	Market	Translation	Total
------------	----------------------	-------------------	------------	-------	-----------	------------------	------	--------	-------------	-------

Other Gain/Loss

Equities

Common stock

United States - USD

1 Dec 10	MFO FRANKLIN GOLD & PRECIOUS METALS FD		0.000		1,947.49	0.00	0.00	1,947.49	0.00	1,947.49
3 Dec 10	SH BEN INT ADVISOR CL		0.0000000							
Settled	CUSIP 353535305 / FGADX									
	SHORT TERM CAPITAL ON 3264 32									
	SHRS AT RATE OF 0.596600000									
	PAYABLE 12/03/10, RECORD DATE 11/30/10 EX-DATE 12/01/10									

1 Dec 10	MFO FRANKLIN GOLD & PRECIOUS METALS FD		0.000		5,840.84	0.00	0.00	5,840.84	0.00	5,840.84
3 Dec 10	SH BEN INT ADVISOR CL		0.0000000							
Settled	CUSIP 353535305 / FGADX									
	LONG-TERM CAPITAL GAIN ON 3264.32 SHRS AT RATE OF 1.789300000 PAYABLE 12/03/10, RECORD DATE 11/30/10 EX-DATE 12/01/10									

Total United States - USD

7,788.33 0.00 0.00 0.00 7,788.33 0.00 7,788.33

Total common stock

7,788.33 0.00 0.00 0.00 7,788.33 0.00 7,788.33

Total equities

7,788.33 0.00 0.00 0.00 7,788.33 0.00 7,788.33

Total other gain/loss

7,788.33 0.00 0.00 0.00 7,788.33 0.00 7,788.33

Purchases

Equities

Common stock

Emerging Markets Region - USD

21 Sep 10	MFC VANGUARD INTL EQTY INDEX FDS		13,275.000		- 585,485.91	0.00	585,485.91	0.00	0.00	0.00
24 Sep 10	VANGUARD EMERGING MKTS ETF		44.0844000							
Settled	CUSIP 922042858 / VWO									
	UBS WARBURG LLC / 265 50									
	PURCHASED 13,275.00 SHARES 09-21-10 AT A PRICE OF \$44.0844 PLUS BROKER COMMISSION OF \$265.50 WARBURG DILLON READ LLC									

Portfolio Statement

1 JAN 10 31 DEC 10

Account Number 2646805
Account Name FOREST LAWN FOUNDATION-SPRUCE

Investment Transaction Detail

Trade Date	Security Description	Shares/PAR	Transaction Amount	Cost	Market	Translation	Total
Settle Date	Asset ID / Ticker	Price	Principal	Accrued Interest			
Trade Status	Broker / Commission Narrative						

Purchases

Equities

Total Emerging Markets Region - USD - 585,485 91 0 00 585,485 91 0 00 0 00

Europe Region - USD

25 Jun 10	MFC ISHARES INC MSCI GERMANY INDEX FD	17,160 000	- 333,777 44	0 00	0 00	0 00	0 00
30 Jun 10	CUSIP 464286806 / EWG						
Settled	CITIGROUP GLOBAL MARKETS INC/SMITH BARNEY / 171 60	19 440900					
	PURCHASED 17,160 00 SHARES						
	06-25-10 AT A PRICE OF \$19 4409 PLUS BROKER COMMISSION OF \$171 60 SMITH BARNEY INC						

21 Sep 10	MFC ISHARES INC MSCI GERMANY INDEX FD	3,980 000	- 85,122 65	0 00	0 00	0 00	0 00
24 Sep 10	CUSIP 464286806 / EWG						
Settled	UBS WARBURG LLC / 79 60	21 367600					
	PURCHASED 3,980 00 SHARES						
	09-21-10 AT A PRICE OF \$21 3676 PLUS BROKER COMMISSION OF \$79 60 WARBURG DILLON READ LLC						

Total Europe Region - USD - 418,900 09 0 00 418,900 09 0 00 0 00

International Region - USD

26 Feb 10	MFO EATON VANCE PARAMETRIC STRUCTURED EMERGING MARKETS I	20,233 460	- 260,000 00	0 00	0 00	0 00	0 00
1 Mar 10	CUSIP 277923751 / EIEMX						
Settled	PURCHASED 20,233 46 SHARES	12 850000					
	02-26-10 AT A PRICE OF \$12 85 NET						

23 Apr 10	MFO EATON VANCE PARAMETRIC STRUCTURED EMERGING MARKETS I	8,087 200	- 115,000 00	0 00	0 00	0 00	0 00
26 Apr 10	CUSIP 277923751 / EIEMX						
Settled	PURCHASED 8,087 20 SHARES	14 220000					
	04-23-10 AT A PRICE OF \$14 22 NET						

28 May 10	MFO IVA WORLDWIDE FD CL I	25,354 970	- 375,000 00	0 00	0 00	0 00	0 00
1 Jun 10	CUSIP 45070A206 / IVWIX						
Settled	PURCHASED 25,354 97 SHARES	14 790000					
	05-28-10 AT A PRICE OF \$14 79 NET						

Portfolio Statement

JAN 10 51 DEC 10

Account Number 2646805
Account Name FOREST LAWN FOUNDATION - SPRUCE

◆ Investment Transaction Detail

Trade Date	Security Description	Asset ID / Ticker	Shares/PAR	Price	Principal	Accrued Interest	Cost	Market	Translation	Total
------------	----------------------	-------------------	------------	-------	-----------	------------------	------	--------	-------------	-------

Purchases

7 Jun 10	MFO IVA WORLDWIDE FD CL I	CUSIP 45070A206 / IVWIX	10,266	940	- 150,000.00	0.00	150,000.00	0.00	0.00	0.00
8 Jun 10	Settled		14	610000						
	PURCHASED 10,266 94 SHARES									
	06-07-10 AT A PRICE OF \$14.61									
	NET									
	Total International Region - USD									
	- 900,000.00									

United States - USD

7 Jun 10	MFC POWERSHARES QQQ TR UNIT SER 1	CUSIP 73935A104 / QQQQ	7,200	000	- 322,632.00	0.00	322,632.00	0.00	0.00	0.00
10 Jun 10	Settled		44	770000						
	CREDIT SUISSE FIRST BOSTON CORPORATION									
	/288 00									
	PURCHASED 7,200 00 SHARES									
	06-07-10 AT A PRICE OF \$44.77									
	PLUS BROKER COMMISSION OF \$288 00 FIRST BOSTON CORP									
21 Sep 10	MFC POWERSHARES QQQ TR UNIT SER 1	CUSIP 73935A104 / QQQQ	8,040	000	- 392,460.54	0.00	392,460.54	0.00	0.00	0.00
24 Sep 10	Settled		48	793500						
	PURCHASED 8,040 00 SHARES									
	09-21-10 AT A PRICE OF \$48.7935 PLUS BROKER									
	COMMISSION OF \$160 80 WARBURG DILLON READ LLC									

4 Nov 10	MFC POWERSHARES QQQ TR UNIT SER 1	CUSIP 73935A104 / QQQQ	3,865	000	- 207,279.95	0.00	207,279.95	0.00	0.00	0.00
9 Nov 10	Settled		53	620000						
	PURCHASED 3,865 00 SHARES									
	11-04-10 AT A PRICE OF \$53.62									
	PLUS BROKER COMMISSION OF \$38.65 WARBURG DILLON READ LLC									
22 Nov 10	MFC POWERSHARES QQQ TR UNIT SER 1	CUSIP 73935A104 / QQQQ	1,950	000	- 102,838.13	0.00	102,838.13	0.00	0.00	0.00
26 Nov 10	Settled		52	717500						
	CREDIT SUISSE FIRST BOSTON CORPORATION									
	/39 00									
	PURCHASED 1,950 00 SHARES									
	11-22-10 AT A PRICE OF \$52.7175 PLUS BROKER									
	COMMISSION OF \$39 00 FIRST BOSTON CORP									

Portfolio Statement

JAN 10 - 31 DEC 10

Account Number 2648805
 Account Name FOREST LAWN FOUNDATION / SPRUCE

Investment Transaction Detail

Trade Date	Security Description	Shares/PAR	Transaction Amount	Cost	Market	Realized Gain/Loss
Settle Date	Asset ID / Ticker	Price	Principal			
Trade Status	Broker / Commission		Accrued Interest			
	Narrative					Total

Purchases

Equities

7 Jun 10 10 Jun 10 Settled	MFC SECTOR SPDR TR SHS BEN INT-HLTH CARE CUSIP 81369Y209 / XLV CREDIT SUISSE FIRST BOSTON CORPORATION /458 40 PURCHASED 11,460 00 SHARES 06-07-10 AT A PRICE OF \$28 55 PLUS BROKER COMMISSION OF \$458 40 FIRST BOSTON CORP	11,460 000	- 327,641 40	0 00	327,641 40	0 00	0 00
19 Jul 10 22 Jul 10 Settled	MFC SELECT SECTOR SPDR TR TECHNOLOGY CUSIP 81369Y803 / XLK GOLDMAN SACHS & COMPANY / 554 60 PURCHASED 13,865 00 SHARES 07-19-10 AT A PRICE OF \$21 46 PLUS BROKER COMMISSION OF \$554 60 GOLDMAN, SACHS & COMPANY	13,865 000	- 298,097 50	0 00	298,097 50	0 00	0 00
1 Sep 10 7 Sep 10 Settled	MFC SPDR SER TR S&P DIVID ETF CUSIP 78464A763 / SDY UBS WARBURG LLC / 164 20 PURCHASED 8,210 00 SHARES 09-01-10 AT A PRICE OF \$47 5509 PLUS BROKER COMMISSION OF \$164 20 WARBURG DILLON READ LLC	8,210 000	- 390,557 09	0 00	390,557 09	0 00	0 00
21 Sep 10 24 Sep 10 Settled	MFC SPDR SER TR S&P DIVID ETF CUSIP 78464A763 / SDY UBS WARBURG LLC / 75 60 PURCHASED 3,780 00 SHARES 09-21-10 AT A PRICE OF \$49 5311 PLUS BROKER COMMISSION OF \$75 60 WARBURG DILLON READ LLC	3,780 000	- 187,303 16	0 00	187,303 16	0 00	0 00
23 Apr 10 28 Apr 10 Settled	MFC VANGUARD TOTAL STK CUSIP 922908769 / VTI CREDIT SUISSE FIRST BOSTON CORPORATION /9 80 PURCHASED 490 00 SHARES 04-23-10 AT A PRICE OF \$61 9596 PLUS BROKER COMMISSION OF \$9 80 FIRST BOSTON CORP	490 000	- 30,370 00	0 00	30,370 00	0 00	0 00

Portfolio Statement

JAN 10 31 DEC 10

Account Name FOREST LAWN FOUNDATION SPRUCE
Account Number 2646805

Investment Transaction Detail

Trade Date	Security Description	Asset ID / Ticker	Shares/PAR	Price	Transaction Amount	Principal	Accrued Interest	Cost	Market	Realized Gain/Loss	Total
------------	----------------------	-------------------	------------	-------	--------------------	-----------	------------------	------	--------	--------------------	-------

Purchases

Equities

22 Jun 10	MFC VANGUARD TOTAL STK	CUSIP 922908769 / VTI	5,785,000		- 331,074.97		0.00	331,074.97	0.00	0.00	0.00
25 Jun 10	CITIGROUP GLOBAL MARKETS INC/SMITH	BARNEY / 231 40	57	189900							
	PURCHASED 5,785.00 SHARES 06-22-10 AT A PRICE OF \$57.1899 PLUS BROKER COMMISSION OF \$231.40 SMITH BARNEY INC										
22 Nov 10	MFC VANGUARD TOTAL STK	CUSIP 922908769 / VTI	11,785,000		- 727,016.65		0.00	727,016.65	0.00	0.00	0.00
26 Nov 10	UBS WARBURG LLC / 235 70		61	670000							
	PURCHASED 11,785.00 SHARES 11-22-10 AT A PRICE OF \$61.67 PLUS BROKER COMMISSION OF \$235.70 WARBURG DILLON READ LLC										
1 Sep 10	MFO FRANKLIN GOLD & PRECIOUS METALS FD	SH BEN INT ADVISOR CL	3,422	020	- 168,500.00		0.00	168,500.00	0.00	0.00	0.00
2 Sep 10	CUSIP 353535305 / FGADX		49	240000							
	PURCHASED 3,422.02 SHARES 09-01-10 AT A PRICE OF \$49.24 NET										

Total United States - USD - 3,485,771.39 0.00 0.00 3,485,771.39 0.00 0.00 0.00

Total common stock - 5,390,157.39 0.00 0.00 5,390,157.39 0.00 0.00 0.00

Preferred stock

United States - USD

26 Feb 10	JPMORGAN CHASE & ALERIAN MLP INDEX ETN	BASED ON WAP	12,000	000	- 353,229.60		0.00	353,229.60	0.00	0.00	0.00
3 Mar 10	CUSIP 46625H365 / AMJ	BARCLAYS CAPITAL INC LE / 480 00	29	395800							
	PURCHASED 12,000.00 SHARES 02-26-10 AT A PRICE OF \$29.3958 PLUS BROKER COMMISSION OF \$480.00 BARCLAYS CAPITAL INC LE										

Portfolio Statement

1 JAN 10 31 DEC 10

Account Name FOREST LAWN FOUNDATION - SPRUCE
Account Number 2646805

Investment Transaction Detail

Page 15 of 44

Trade Date	Security Description	Shares/PAR	Price	Principal	Accrued Interest	Cost	Market	Translation	Total
------------	----------------------	------------	-------	-----------	------------------	------	--------	-------------	-------

Purchases

Equities

23 Apr 10	JPMORGAN CHASE & ALERIAN MLP INDEX ETN	970 000		- 30,661 70	0 00	30,661 70	0 00	0 00	0 00
28 Apr 10	BASED ON WAP								
Settled	CUSIP 46625H365 / AMJ	31 590000							
	CREDIT SUISSE FIRST BOSTON CORPORATION								
	/19 40								
	PURCHASED 970 00 SHARES								
	04-23-10 AT A PRICE OF \$31 59								
	PLUS BROKER COMMISSION OF								
	\$19 40 FIRST BOSTON CORP								

7 Jun 10	JPMORGAN CHASE & ALERIAN MLP INDEX ETN	10,510 000		- 307,555 18	0 00	307,555 18	0 00	0 00	0 00
10 Jun 10	BASED ON WAP								
Settled	CUSIP 46625H365 / AMJ	29 223100							
	CREDIT SUISSE FIRST BOSTON CORPORATION								
	/420 40								
	PURCHASED 10,510 00 SHARES								
	06-07-10 AT A PRICE OF								
	\$29 2231 PLUS BROKER								
	COMMISSION OF \$420 40 FIRST								
	BOSTON CORP								

1 Sep 10	JPMORGAN CHASE & ALERIAN MLP INDEX ETN	2,965 000		- 96,007 89	0 00	96,007 89	0 00	0 00	0 00
7 Sep 10	BASED ON WAP								
Settled	CUSIP 46625H365 / AMJ	32 360400							
	CREDIT SUISSE FIRST BOSTON CORPORATION								
	/59 30								
	PURCHASED 2,965 00 SHARES								
	09-01-10 AT A PRICE OF								
	\$32 3604 PLUS BROKER								
	COMMISSION OF \$59 30 FIRST								
	BOSTON CORP								

Total United States - USD - 787,454 37 0 00 787,454 37 0 00 0 00

Total preferred stock - 787,454 37 0 00 787,454 37 0 00 0 00

Corporate convertible bonds

United States - USD

1 Sep 10	MFO PROFESSIONALLY MANAGED PORTFOLIOS	14,463 520		- 168,500 00	0 00	168,500 00	0 00	0 00	0 00
2 Sep 10	OSTERWEIS STRATEGIC INC FD								
Settled	CUSIP 742935489 / OSTIX	11 650000							
	PURCHASED 14,463 52 SHARES								
	09-01-10 AT A PRICE OF \$11 65								
	NET								

◆ Investment Transaction Detail

Trade Date	Security Description	Asset ID / Ticker	Shares/PAR Price	Transaction Amount	Principal	Accrued Interest	Cost	Market	Translation	Total
------------	----------------------	-------------------	------------------	--------------------	-----------	------------------	------	--------	-------------	-------

Purchases

Equities

21 Sep 10	MFO PROFESSIONALLY MANAGED PORTFOLIOS		254.240	- 3,000.00		0.00	3,000.00	0.00		0.00
22 Sep 10	OSTERWEIS STRATEGIC INC FD									
Settled	CUSIP 742935489 / OSTIX		11.800000							
	PURCHASED 254.24 SHARES									
	09-21-10 AT A PRICE OF \$11.80									
	NET									
Total United States - USD				- 171,500.00		0.00	171,500.00	0.00		0.00
Total corporate convertible bonds				- 171,500.00		0.00	171,500.00	0.00		0.00
Total equities				- 6,349,111.76		0.00	6,349,111.76	0.00		0.00

Fixed Income

Government agencies

United States - USD

1 Sep 10	MFO PIMCO FDS PAC INVT MGMT SER FOR		15,166.520	- 168,500.00		0.00	168,500.00	0.00		0.00
2 Sep 10	FUTURE I ALL AST ALL AUTH FD INSTL CL									
Settled	CUSIP 72200Q182 / PAUIX		11.110000							
	PURCHASED 15,166.52 SHARES									
	09-01-10 AT A PRICE OF \$11.11									
	NET									
21 Sep 10	MFO PIMCO FDS PAC INVT MGMT SER FOR		587.700	- 6,500.00		0.00	6,500.00	0.00		0.00
22 Sep 10	FUTURE I ALL AST ALL AUTH FD INSTL CL									
Settled	CUSIP 72200Q182 / PAUIX		11.060000							
	PURCHASED 587.70 SHARES									
	09-21-10 AT A PRICE OF \$11.06									
	NET									
23 Apr 10	MFO VANGUARD SHORT-TERM FED FD ADMIRAL		11,173.180	- 120,000.00		0.00	120,000.00	0.00		0.00
26 Apr 10	SH #549									
Settled	CUSIP 922031844 / VSGDX		10.740000							
	PURCHASED 11,173.18 SHARES									
	04-23-10 AT A PRICE OF \$10.74									
	NET									
Total United States - USD				- 295,000.00		0.00	295,000.00	0.00		0.00
Total government agencies				- 295,000.00		0.00	295,000.00	0.00		0.00

Portfolio Statement

JAN 10 31 DEC 10

Account Number 2646805
Account Name FOREST LAWN FOUNDATION-SPRUCE

Investment Transaction Detail

Trade Date	Security Description	Shares/PAR	Price	Principal	Accrued Interest	Cost	Market	Translation	Total
	Trade Status								
	Broker / Commission								
	Narrative								
	Asset ID / Ticker								
	Realized Gain/Loss								

Purchases

Fixed Income

Corporate bonds

United States - USD

26 Feb 10	MFO PIMCO FDS PAC INVT MGMT SER TOTAL	14,558	690	-	160,000	00	00	00	00
1 Mar 10	RETURN FD INSTL CL								
Settled	CUSIP 693390700 / PTTX	10	990000						
	PURCHASED 14,558.69 SHARES								
	02-26-10 AT A PRICE OF \$10.99								
	NET								

23 Apr 10	MFO PIMCO FDS PAC INVT MGMT SER TOTAL	10,379	060	-	115,000	00	00	00	00
26 Apr 10	RETURN FD INSTL CL								
Settled	CUSIP 693390700 / PTTX	11	080000						
	PURCHASED 10,379.06 SHARES								
	04-23-10 AT A PRICE OF \$11.08								
	NET								

28 May 10	MFO PIMCO FDS PAC INVT MGMT SER TOTAL	90,090	090	-	1,000,000	00	00	00	00
1 Jun 10	RETURN FD INSTL CL								
Settled	CUSIP 693390700 / PTTX	11	100000						
	PURCHASED 90,090.09 SHARES								
	05-28-10 AT A PRICE OF \$11.10								
	NET								

19 Jul 10	MFO PIMCO FDS PAC INVT MGMT SER TOTAL	8,841	730	-	100,000	00	00	00	00
20 Jul 10	RETURN FD INSTL CL								
Settled	CUSIP 693390700 / PTTX	11	310000						
	PURCHASED 8,841.73 SHARES								
	07-19-10 AT A PRICE OF \$11.31								
	NET								

Total United States - USD									
				-	1,375,000	00	00	00	00

Total corporate bonds

Other fixed income

United States - USD

1 Sep 10	MFO PIMCO FDS PAC INVT MGMT SER	32,718	450	-	168,500	00	00	00	00
2 Sep 10	STOCKPLUS TR SHORT STRATEGY FD INSTL								
Settled	CUSIP 693390486 / PSTIX	5	150000						
	PURCHASED 32,718.45 SHARES								
	09-01-10 AT A PRICE OF \$5.15								
	NET								

Portfolio Statement

JAN 10 - 31 DEC 10

Account Number: 2648805
 Account Name: FOREST LAWN FOUNDATION - SPRUCE

Investment Transaction Detail

Trade Date	Security Description	Asset ID / Ticker	Shares/PAR Price	Transaction Amount Principal	Accrued Interest	Cost	Market	Realized Gain/Loss	Total
------------	----------------------	-------------------	------------------	------------------------------	------------------	------	--------	--------------------	-------

Purchases

Fixed Income									
21 Sep 10	MFO PIMCO FDS PAC INVT MGMT SER		2,453,990	- 12,000.00	0.00	12,000.00	0.00	0.00	0.00
22 Sep 10	STOCKSPPLUS TR SHORT STRATEGY FD INSTL								
Settled	CUSIP 6933390486 / PSTIX		4,890,000						
	PURCHASED 2,453.99 SHARES								
	09-21-10 AT A PRICE OF \$4.89 NET								
Total United States - USD				- 180,500.00	0.00	180,500.00	0.00	0.00	0.00
Total other fixed income				- 180,500.00	0.00	180,500.00	0.00	0.00	0.00
Total fixed income				- 1,850,500.00	0.00	1,850,500.00	0.00	0.00	0.00
Total purchases			405,341.76	- 8,199,611.76	0.00	8,199,611.76	0.00	0.00	0.00

Sales

Equities									
Common stock									
Asia Region - USD									
26 Feb 10	MFO MATTHEWS INTL FDS PAC TIGER FD INV		- 3,253,800	60,000.00	0.00	- 59,751.54	248.46	0.00	248.46
1 Mar 10	CL								
Settled	CUSIP 577130107 / MAPTX		18,440,000						
	SOLD 3,253.80 SHARES 02-26-10								
	AT A PRICE OF \$18.44 NET								
23 Apr 10	MFO MATTHEWS INTL FDS PAC TIGER FD INV		- 9,325,420	187,347.67	0.00	- 171,248.46	16,099.21	0.00	16,099.21
26 Apr 10	CL								
Settled	CUSIP 577130107 / MAPTX		20,090,000						
	SOLD 9,325.42 SHARES 04-23-10								
	AT A PRICE OF \$20.09 NET								
Total Asia Region - USD				247,347.67	0.00	- 231,000.00	16,347.67	0.00	16,347.67

Portfolio Statement

1 JAN 10 7 51 DEC 10

Account Number 2648805
Account Name FOREST LAWN FOUNDATION SERVICE

◆ Investment Transaction Detail

Trade Date	Security Description	Asset ID / Ticker	Shares/PAR	Price	Principal	Transaction Amount	Accrued Interest	Cost	Market	Translation	Total
------------	----------------------	-------------------	------------	-------	-----------	--------------------	------------------	------	--------	-------------	-------

Sales

Equities

Emerging Markets Region - USD

2 Dec 10	MFC VANGUARD INTL EQTY INDEX FDS		- 211 000		10,053 98		0 00	- 9,306 03	747 95	0 00	747 95
7 Dec 10	VANGUARD EMERGING MKTS ETF		47 670000								
Settled	CUSIP 922042858 / VWG										
	CREDIT SUISSE FIRST BOSTON CORPORATION										
	/4 22										
	OTHER CHARGES										
	17										
	SOLD 211 00 SHARES 12-02-10 AT										
	A PRICE OF \$47.67 LESS BROKER										
	COMMISSION OF \$4 22 AND OTHER										
	CHARGES OF \$0 17 FIRST BOSTON										
	CORP										

3 Dec 10	MFC VANGUARD INTL EQTY INDEX FDS		- 13,064 000		622,619 71		0 00	- 576,179 88	46,439 83	0 00	46,439 83
8 Dec 10	VANGUARD EMERGING MKTS ETF		47 680000								
Settled	CUSIP 922042858 / VWG										
	BNY ESI SECURITIES CO / 261 28										
	OTHER CHARGES										
	10 53										
	SOLD 13,064 00 SHARES 12-03-10										
	AT A PRICE OF \$47 68 LESS										
	BROKER COMMISSION OF \$261 28										
	AND OTHER CHARGES OF \$10 53										
	EXECUTION SERVICES INC										

Total Emerging Markets Region - USD

632,673.69 0 00 - 585,485 91 47,187 78 0 00 47,187 78

Europe Region - USD

1 Sep 10	MFC ISHARES INC MSCI GERMANY INDEX FD		- 2,590 000		51,980 42		0 00	- 50,377 83	1,602 59	0 00	1,602 59
7 Sep 10	CUSIP 464286806 / EWG		20 090000								
Settled	UBS WARBURG LLC / 51 80										
	OTHER CHARGES										
	88										
	SOLD 2,590 00 SHARES 09-01-10										
	AT A PRICE OF \$20 09 LESS										
	BROKER COMMISSION OF \$51 80										
	AND OTHER CHARGES OF \$0 88										
	WARBURG DILLON READ LLC										

Portfolio Statement

JAN 10 31 DEC 10

Account Number 2648805
Account Name FOREST LAWN FOUNDATION SPRUCE

◆ Investment Transaction Detail

Trade Date	Security Description	Asset ID / Ticker	Shares/PAR	Price	Principal	Accrued Interest	Cost	Market	Translation	Total
------------	----------------------	-------------------	------------	-------	-----------	------------------	------	--------	-------------	-------

Sales

22 Nov 10	MFC SHARES INC MSCI GERMANY INDEX FD	CUSIP 464286806 / EWG	- 18,550,000		445,821.31	0.00	- 368,522.26	77,299.05	0.00	77,299.05
26 Nov 10	STIFEL NICOLAUS AND COMPAN / 371 00	OTHER CHARGES 7.54	24	053900						
Settled	SOLD 18,550.00 SHARES 11-22-10 AT A PRICE OF \$24.0539 LESS BROKER COMMISSION OF \$371.00 AND OTHER CHARGES OF \$7.54 STIFEL, NICOLAUS & CO., INC									
Total Europe Region - USD					497,801.73	0.00	- 418,900.09	78,901.64	0.00	78,901.64

International Region - USD

26 May 10	MFO EATON VANCE PARAMETRIC STRUCTURED	EMERGING MARKETS I	- 28,320,660		343,739.18	0.00	- 375,000.00	- 31,260.82	0.00	- 31,260.82
27 May 10	CUSIP 277923751 / EIEMX	Other Charges 3.472 11	12	260000						
Settled	SOLD 28,320.66 SHARES 05-26-10 AT A PRICE OF \$12.26 NET LESS CHARGES OF \$3.472 11 NO BROKER									
1 Sep 10	MFO IVA WORLDWIDE FD CL I	CUSIP 45070A206 / IWVIX	- 10,352,710		158,500.00	0.00	- 152,579.49	5,920.51	0.00	5,920.51
2 Sep 10	CUSIP 45070A206 / IWVIX		15	310000						
Settled	SOLD 10,352.71 SHARES 09-01-10 AT A PRICE OF \$15.31 NET									
21 Sep 10	MFO IVA WORLDWIDE FD CL I	CUSIP 45070A206 / IWVIX	- 25,269,200		401,780.26	0.00	- 372,420.51	29,359.75	0.00	29,359.75
22 Sep 10	CUSIP 45070A206 / IWVIX		15	900000						
Settled	SOLD 25,269.20 SHARES 09-21-10 AT A PRICE OF \$15.90 NET									
28 May 10	MFO 1ST EAGLE FUNDS OVERSEAS FD CL A	CUSIP 32008F101 / SGOVX	- 6,983,960		135,000.00	0.00	- 135,784.47	- 784.47	0.00	- 784.47
1 Jun 10	CUSIP 32008F101 / SGOVX		19	330000						
Settled	SOLD 6,983.96 SHARES 05-28-10 AT A PRICE OF \$19.33 NET									
7 Jun 10	MFO 1ST EAGLE FUNDS OVERSEAS FD CL A	CUSIP 32008F101 / SGOVX	- 17,138,660		327,176.94	0.00	- 333,215.53	- 6,038.59	0.00	- 6,038.59
8 Jun 10	CUSIP 32008F101 / SGOVX		19	090000						
Settled	SOLD 17,138.66 SHARES 06-07-10 AT A PRICE OF \$19.09 NET									
Total International Region - USD					1,366,196.38	0.00	- 1,369,000.00	- 2,803.62	0.00	- 2,803.62

Northern Trust

Portfolio Statement

1 JAN 10 - 31 DEC 10

Account Number 2649805
 Account Name FOREST LAWN FOUNDATION - SPRUCE

Investment Transaction Detail

Trade Date	Security Description	Asset ID / Ticker	Shares/PAR	Transaction Amount	Realized Gain/Loss	Market	Translation	Total
Settle Date	Broker / Commission	Narrative	Price	Principal	Accrued Interest	Cost		

Sales

Equities

United States - USD

7 Jul 10	MFC POWERSHARES QQQ TR UNIT SER 1		- 7,200,000	312,186.72	0.00	- 322,632.00	- 10,445.28	0.00	- 10,445.28
12 Jul 10	CUSIP 73935A104 / QQQQ								
Settled	CREDIT SUISSE FIRST BOSTON CORPORATION		43 390000						
	/216 00								
	OTHER CHARGES		5 28						
	SOLD 7,200.00 SHARES 07-07-10								
	AT A PRICE OF \$43.39 LESS								
	BROKER COMMISSION OF \$216.00								
	AND OTHER CHARGES OF \$5.28								
	FIRST BOSTON CORP								
2 Dec 10	MFC POWERSHARES QQQ TR UNIT SER 1		- 373,000	20,029.76	0.00	- 18,914.60	1,115.16	0.00	1,115.16
7 Dec 10	CUSIP 73935A104 / QQQQ								
Settled	CREDIT SUISSE FIRST BOSTON CORPORATION		53 720000						
	/7 46								
	OTHER CHARGES		34						
	SOLD 373.00 SHARES 12-02-10 AT								
	A PRICE OF \$53.72 LESS BROKER								
	COMMISSION OF \$7.46 AND OTHER								
	CHARGES OF \$0.34 FIRST BOSTON								
	CORP								
3 Dec 10	MFC POWERSHARES QQQ TR UNIT SER 1		- 13,482,000	724,240.79	0.00	- 683,664.02	40,576.77	0.00	40,576.77
8 Dec 10	CUSIP 73935A104 / QQQQ								
Settled	BNY ESI SECURITIES CO / 269 64		53 740000						
	OTHER CHARGES		12 25						
	SOLD 13,482.00 SHARES 12-03-10								
	AT A PRICE OF \$53.74 LESS								
	BROKER COMMISSION OF \$269.64								
	AND OTHER CHARGES OF \$12.25								
	EXECUTION SERVICES INC								
1 Sep 10	MFC SECTOR SPDR TR SHS BEN INT-HLTH CARE		- 11,460,000	328,995.00	0.00	- 327,641.40	1,353.60	0.00	1,353.60
7 Sep 10	CUSIP 81369Y209 / XLV								
Settled	UBS WARBURG LLC / 229 20		28 728600						
	OTHER CHARGES		5 56						
	SOLD 11,460.00 SHARES 09-01-10								
	AT A PRICE OF \$28.7286 LESS								
	BROKER COMMISSION OF \$229.20								
	AND OTHER CHARGES OF \$5.56								
	WARBURG DILLON READ LLC								

Portfolio Statement

Account Name: FOREST LAWN FOUNDATION - SPRUCE
 Account Number: 2646605

JAN 10 31 DEC 10

Investment Transaction Detail

Trade Date	Security Description	Asset ID / Ticker	Shares/PAR	Price	Transaction Amount	Principal	Accrued Interest	Cost	Market	Realized Gain/Loss	Translation	Total
------------	----------------------	-------------------	------------	-------	--------------------	-----------	------------------	------	--------	--------------------	-------------	-------

Sales

Equities

1 Sep 10	MFC SELECT SECTOR SPDR TR TECHNOLOGY	CUSIP 81369Y803 / XLK	-	240 000	5,087 91	0 00	0 00	- 5,160 00	- 72 09	0 00		- 72 09
7 Sep 10	J.P. MORGAN CLEARING CORP / 4 80		21	220000								
	OTHER CHARGES	09										
	SOLD 240 00 SHARES 09-01-10 AT A PRICE OF \$21 22 LESS BROKER COMMISSION OF \$4 80 AND OTHER CHARGES OF \$0 09 BEAR, STEARNS & CO											
21 Sep 10	MFC SELECT SECTOR SPDR TR TECHNOLOGY	CUSIP 81369Y803 / XLK	-	13,625 000	310,103 84	0 00	0 00	- 292,937 50	17,166 34	0 00		17,166 34
24 Sep 10	UBS WARBURG LLC / 272 50		22	780300								
	OTHER CHARGES	5 25										
	SOLD 13,625 00 SHARES 09-21-10 AT A PRICE OF \$22 7803 LESS BROKER COMMISSION OF \$272 50 AND OTHER CHARGES OF \$5 25 WARBURG DILLON READ LLC											
4 Nov 10	MFC SPDR SER TR S&P DIVID ETF	CUSIP 78464A763 / SDY	-	3,810 000	198,044 26	0 00	0 00	- 183,623 65	14,420 61	0 00		14,420 61
9 Nov 10	UBS WARBURG LLC / 38 10		51	991000								
	OTHER CHARGES	3 35										
	SOLD 3,810 00 SHARES 11-04-10 AT A PRICE OF \$51 991 LESS BROKER COMMISSION OF \$38 10 AND OTHER CHARGES OF \$3 35 WARBURG DILLON READ LLC											
22 Nov 10	MFC SPDR SER TR S&P DIVID ETF	CUSIP 78464A763 / SDY	-	8,180 000	418,497 26	0 00	0 00	- 394,236 60	24,260 66	0 00		24,260 66
26 Nov 10	UBS WARBURG LLC / 163 60		51	181900								
	OTHER CHARGES	7 08										
	SOLD 8,180 00 SHARES 11-22-10 AT A PRICE OF \$51 1819 LESS BROKER COMMISSION OF \$163 60 AND OTHER CHARGES OF \$7 08 WARBURG DILLON READ LLC											

Portfolio Statement

JAN 10 51 DEC 10

Account number 2648805
 Account Name FOREST LAWN FOUNDATION - SPRUCE

Investment Transaction Detail

Trade Date	Security Description	Asset ID / Ticker	Shares/PAR Price	Transaction Amount	Principal	Accrued Interest	Cost	Market	Translation	Total
------------	----------------------	-------------------	------------------	--------------------	-----------	------------------	------	--------	-------------	-------

Sales

Equities

21 May 10	MFC VANGUARD TOTAL STK	CUSIP 922908769 / VTI	- 2,924 000	161,888 32	0 00	0 00	- 162,904 24	- 1,015 92	0 00	- 1,015 92
26 May 10	BARCLAYS CAPITAL INC LE / 58 48		55 386300							
Settled	OTHER CHARGES	2 74								
	SOLD 2,924 00 SHARES 05-21-10									
	AT A PRICE OF \$55 3863 LESS									
	BROKER COMMISSION OF \$58 48									
	AND OTHER CHARGES OF \$2 74									
	BARCLAYS CAPITAL INC LE									

7 Jun 10	MFC VANGUARD TOTAL STK	CUSIP 922908769 / VTI	- 351 000	19,080 04	0 00	0 00	- 19,555 19	- 475 15	0 00	- 475 15
10 Jun 10	CREDIT SUISSE FIRST BOSTON CORPORATION		54 400000							
Settled	/14 04									
	OTHER CHARGES	32								
	SOLD 351 00 SHARES 06-07-10 AT									
	A PRICE OF \$54 40 LESS BROKER									
	COMMISSION OF \$14 04 AND OTHER									
	CHARGES OF \$0 32 FIRST BOSTON									
	CORP									

1 Sep 10	MFC VANGUARD TOTAL STK	CUSIP 922908769 / VTI	- 5,785 000	318,234 41	0 00	0 00	- 331,074 97	- 12,840 56	0 00	- 12,840 56
7 Sep 10	UBS WARBURG LLC / 115 70		55 031200							
Settled	OTHER CHARGES	5 38								
	SOLD 5,785 00 SHARES 09-01-10									
	AT A PRICE OF \$55 0312 LESS									
	BROKER COMMISSION OF \$115 70									
	AND OTHER CHARGES OF \$5 38									
	WARBURG DILLON READ LLC									

2 Dec 10	MFC VANGUARD TOTAL STK	CUSIP 922908769 / VTI	- 318 000	20,045 20	0 00	0 00	- 19,617 42	427 78	0 00	427 78
7 Dec 10	CREDIT SUISSE FIRST BOSTON CORPORATION		63 056300							
Settled	/6 36									
	OTHER CHARGES	34								
	SOLD 318 00 SHARES 12-02-10 AT									
	A PRICE OF \$63 0563 LESS									
	BROKER COMMISSION OF \$6 36 AND									
	OTHER CHARGES OF \$0 34 FIRST									
	BOSTON CORP									

Portfolio Statement

JAN 10 3 1 DEC 10

Account Number 2646805
Account Name FOREST LAWN FOUNDATION SPRUCE

◆ Investment Transaction Detail

Trade Date	Security Description	Shares/PAAR	Price	Principal	Accrued Interest	Cost	Market	Translation	Total
8 Dec 10	MFC VANGUARD TOTAL STK	- 11,467,000		722,867.45	0.00	- 707,399.23	15,468.22	0.00	15,468.22
8 Dec 10	CUSIP 922908769 / VTI	63,060,000							
	Settled								
	BNY ESI SECURITIES CO / 229 34								
	OTHER CHARGES 12.23								
	SOLD 11,467.00 SHARES 12-03-10								
	AT A PRICE OF \$63.06 LESS								
	BROKER COMMISSION OF \$229.34								
	AND OTHER CHARGES OF \$12.23								
	EXECUTION SERVICES INC								

Sales

Trade Date	Security Description	Shares/PAAR	Price	Principal	Accrued Interest	Cost	Market	Translation	Total
26 Feb 10	MFO CGM FOCUS FD	- 8,123,860		231,281.35	0.00	- 231,000.00	281.35	0.00	281.35
5 Mar 10	CUSIP 125325506 / CGMFX	28,470,000							
	Settled								
	Other Charges 5.00								
	SOLD 8,123.86 SHARES 02-26-10								
	AT A PRICE OF \$28.47 NET LESS								
	CHARGES OF \$5.00 NO BROKER								
21 Sep 10	MFO FRANKLIN GOLD & PRECIOUS METALS FD	- 157,700		8,500.00	0.00	- 7,765.14	734.86	0.00	734.86
22 Sep 10	SH BEN INT ADVISOR CL	53,900,000							
	Settled								
	CUSIP 353535305 / FGADX								
	SOLD 157,700 SHARES 09-21-10 AT								
	A PRICE OF \$53.90 NET								
2 Dec 10	MFO FRANKLIN GOLD & PRECIOUS METALS FD	- 191,420		10,000.00	0.00	- 9,425.51	574.49	0.00	574.49
3 Dec 10	SH BEN INT ADVISOR CL	52,240,000							
	Settled								
	CUSIP 353535305 / FGADX								
	SOLD 191,420 SHARES 12-02-10 AT								
	A PRICE OF \$52.24 NET								
3 Dec 10	MFO FRANKLIN GOLD & PRECIOUS METALS FD	- 3,072,900		163,785.14	0.00	- 151,309.35	12,475.79	0.00	12,475.79
6 Dec 10	SH BEN INT ADVISOR CL	53,300,000							
	Settled								
	CUSIP 353535305 / FGADX								
	SOLD 3,072.90 SHARES 12-03-10								
	AT A PRICE OF \$53.30 NET								
28 May 10	MFO IVY FDS INC ASSET STRATEGY FD CL I	- 19,904,760		418,000.00	0.00	- 432,060.94	- 14,060.94	0.00	- 14,060.94
1 Jun 10	CUSIP 466001864 / IVAEX	21,000,000							
	Settled								
	SOLD 19,904.76 SHARES 05-28-10								
	AT A PRICE OF \$21.00 NET								
7 Jul 10	MFO IVY FDS INC ASSET STRATEGY FD CL I	- 1,563,550		33,053.38	0.00	- 33,939.06	- 885.68	0.00	- 885.68
8 Jul 10	CUSIP 466001864 / IVAEX	21,140,000							
	Settled								
	SOLD 1,563.55 SHARES 07-07-10								
	AT A PRICE OF \$21.14 NET								

Portfolio Statement

Account Number 2648805
 Account Name FOREST LAWN FOUNDATION-SPRUGE

JAN 10 - 31 DEC 10

Investment Transaction Detail

Trade Date	Security Description	Shares/PAR	Transaction Amount	Cost	Market	Realized Gain/Loss	Total
Settle Date	Asset ID / Ticker	Price	Principal	Accrued Interest		Translation	
Trade Status	Broker / Commission Narrative						

Sales

Equities

Total United States - USD	4,423,920 83	0 00	- 4,334,860 82	89,060 01	0 00	89,060 01
Total common stock	7,167,940 30	0 00	- 6,939,246 82	228,693 48	0 00	228,693 48

Preferred stock

United States - USD

21 May 10	JPMORGAN CHASE & ALERIAN MLP INDEX ETN	- 12,278 000	346,731 00	0 00	- 363,409 20	0 00	- 16,678 20
26 May 10	BASED ON WAP						
Settled	CUSIP 46625H365 / AMJ	28 260500					
	BARCLAYS CAPITAL INC LE / 245 56						
	OTHER CHARGES	5 86					
	SOLD 12,278 00 SHARES 05-21-10						
	AT A PRICE OF \$28 2605 LESS						
	BROKER COMMISSION OF \$245 56						
	AND OTHER CHARGES OF \$5 86						
	BARCLAYS CAPITAL INC LE						

21 Sep 10	JPMORGAN CHASE & ALERIAN MLP INDEX ETN	- 8,830 000	292,256 58	0 00	- 264,298 64	0 00	27,957 94
24 Sep 10	BASED ON WAP						
Settled	CUSIP 46625H365 / AMJ	33 118700					
	UBS WARBURG LLC / 176 60						
	OTHER CHARGES	4 94					
	SOLD 8,830 00 SHARES 09-21-10						
	AT A PRICE OF \$33 1187 LESS						
	BROKER COMMISSION OF \$176 60						
	AND OTHER CHARGES OF \$4 94						
	WARBURG DILLON READ LLC						

2 Dec 10	JPMORGAN CHASE & ALERIAN MLP INDEX ETN	- 141 000	5,015 29	0 00	- 4,220 40	0 00	794 89
7 Dec 10	BASED ON WAP						
Settled	CUSIP 46625H365 / AMJ	35 590000					
	CREDIT SUISSE FIRST BOSTON CORPORATION						
	/2 82						
	OTHER CHARGES	08					
	SOLD 141.00 SHARES 12-02-10 AT						
	A PRICE OF \$35 59 LESS BROKER						
	COMMISSION OF \$2 82 AND OTHER						
	CHARGES OF \$0 08 FIRST BOSTON						
	CORP						

Portfolio Statement

JAN 10 3 11 DEC 10

Account Name FOREST LAWN FOUNDATION-SPRUCE Account Number 2646805

Investment Transaction Detail

Trade Date	Security Description	Asset ID / Ticker	Shares/PAR	Price	Principal	Transaction Amount	Accrued Interest	Cost	Market	Translation	Realized Gain/Loss	Total
------------	----------------------	-------------------	------------	-------	-----------	--------------------	------------------	------	--------	-------------	--------------------	-------

Sales

3 Dec 10	JPMORGAN CHASE & ALERIAN MLP INDEX ETN		- 5,196 000		185,390 14		0 00	- 155,526 13	29,864 01	0 00		29,864 01
8 Dec 10	BASED ON WAP											
Settled	CUSIP 46625H365 / AMJ		35 700000									
	BNY ESI SECURITIES CO / 103 92											
	OTHER CHARGES 3 14											
	SOLD 5,196 00 SHARES 12-03-10											
	AT A PRICE OF \$35.70 LESS											
	BROKER COMMISSION OF \$103.92											
	AND OTHER CHARGES OF \$3.14											
	EXECUTION SERVICES INC											
Total United States - USD												
					829,393 01		0 00	- 787,454 37	41,938.64	0 00		41,938 64
Total preferred stock												
					829,393 01		0 00	- 787,454 37	41,938.64	0 00		41,938 64

Corporate convertible bonds

United States - USD												
2 Dec 10	MFO PROFESSIONALLY MANAGED PORTFOLIOS		- 2,104 380		25,000 00		0 00	- 24,521 47	478 53	0 00		478 53
3 Dec 10	OSTERWEIS STRATEGIC INC FD											
Settled	CUSIP 742935489 / OSTIX		11 880000									
	SOLD 2,104 38 SHARES 12-02-10											
	AT A PRICE OF \$11.88 NET											
3 Dec 10	MFO PROFESSIONALLY MANAGED PORTFOLIOS		- 12,613 380		149,973 08		0 00	- 146,978 53	2,994 55	0 00		2,994 55
6 Dec 10	OSTERWEIS STRATEGIC INC FD											
Settled	CUSIP 742935489 / OSTIX		11 890000									
	SOLD 12,613 38 SHARES 12-03-10											
	AT A PRICE OF \$11.89 NET											
Total United States - USD												
					174,973 08		0 00	- 171,500 00	3,473 08	0 00		3,473 08
Total corporate convertible bonds												
					174,973 08		0 00	- 171,500 00	3,473 08	0 00		3,473 08
Total equities												
					8,172,306.39		0 00	- 7,898,201.19	274,105.20	0 00		274,105 20

Portfolio Statement

Account number 26-6805
 Account Name FOREST LAWN FOUNDATION SPRUCE

JAN 10 51 DEC 10

Investment Transaction Detail

Trade Date	Security Description	Asset ID / Ticker	Shares/PA	Transaction Amount	Cost	Market	Translation	Total
Settle Date	Broker / Commission	Narrative	Price	Principal	Accrued Interest			
Trade Status								

Sales

Fixed Income

Government agencies

United States - USD

2 Dec 10	MFO PIMCO FDS PAC INV'T MGMT SER FOR		- 1,819,840	20,000.00	0.00	- 20,215.03	0.00	- 215.03
3 Dec 10	FUTURE I ALL AST ALL AUTH FD INSTL CL							
Settled	CUSIP 722000182 / PAUIX		10.990000					
	SOLD 1,819.84 SHARES 12-02-10							
	AT A PRICE OF \$10.99 NET							

3 Dec 10	MFO PIMCO FDS PAC INV'T MGMT SER FOR		- 13,934,380	153,556.91	0.00	- 154,784.97	0.00	- 1,228.06
6 Dec 10	FUTURE I ALL AST ALL AUTH FD INSTL CL							
Settled	CUSIP 722000182 / PAUIX		11.020000					
	SOLD 13,934.38 SHARES 12-03-10							
	AT A PRICE OF \$11.02 NET							

7 Jun 10	MFO VANGUARD SHORT-TERM FED FD ADMIRAL		- 11,173,180	121,117.31	0.00	- 120,000.00	0.00	1,117.31
8 Jun 10	SH #549							
Settled	CUSIP 922031844 / VSGDX		10.840000					
	SOLD 11,173.18 SHARES 06-07-10							
	AT A PRICE OF \$10.84 NET							

Total United States - USD

Total government agencies

Corporate bonds

United States - USD

7 Jun 10	MFO PIMCO FDS PAC INV'T MGMT SER TOTAL		- 53,811,660	600,000.00	0.00	- 592,543.08	0.00	7,456.92
8 Jun 10	RETURN FD INSTL CL							
Settled	CUSIP 693390700 / PTRRX		11.150000					
	SOLD 53,811.66 SHARES 06-07-10							
	AT A PRICE OF \$11.15 NET							

22 Jun 10	MFO PIMCO FDS PAC INV'T MGMT SER TOTAL		- 28,928,570	324,000.00	0.00	- 318,544.79	0.00	5,455.21
23 Jun 10	RETURN FD INSTL CL							
Settled	CUSIP 693390700 / PTRRX		11.200000					
	SOLD 28,928.57 SHARES 06-22-10							
	AT A PRICE OF \$11.20 NET							

25 Jun 10	MFO PIMCO FDS PAC INV'T MGMT SER TOTAL		- 31,222,120	350,000.00	0.00	- 343,800.05	0.00	6,199.95
28 Jun 10	RETURN FD INSTL CL							
Settled	CUSIP 693390700 / PTRRX		11.210000					
	SOLD 31,222.12 SHARES 06-25-10							
	AT A PRICE OF \$11.21 NET							

Portfolio Statement

JAN 10 31 DEC 10

ACCOUNT NUMBER 2648805
 ACCOUNT NAME FOREST LAWN FOUNDATION SPRUCE

Investment Transaction Detail

Trade Date	Security Description	Shares/PAR	Transaction Amount	Cost	Market	Realized Gain/Loss	Total
Settle Date	Asset ID / Ticker	Price	Principal	Accrued Interest			
Trade Status	Broker / Commission						
	Narrative						

Sales

Fixed Income

1 Sep 10	MFO PIMCO FDS PAC INVT MGMT SER TOTAL	- 28,565 220	328,500 00	0 00	- 315,278 33	13,221 67	0 00	13,221 67
2 Sep 10	RETURN FD INSTL CL							
Settled	CUSIP 693390700 / PTRX	11 500000						
	SOLD 28,565 22 SHARES 09-01-10							
	AT A PRICE OF \$11 50 NET							

21 Sep 10	MFO PIMCO FDS PAC INVT MGMT SER TOTAL	- 23,486 160	271,500 00	0 00	- 259,220 04	12,279 96	0 00	12,279 96
22 Sep 10	RETURN FD INSTL CL							
Settled	CUSIP 693390700 / PTRX	11 560000						
	SOLD 23,486 16 SHARES 09-21-10							
	AT A PRICE OF \$11 56 NET							

2 Dec 10	MFO PIMCO FDS PAC INVT MGMT SER TOTAL	- 1,751 310	20,000 00	0 00	- 19,329 45	670 55	0 00	670 55
3 Dec 10	RETURN FD INSTL CL							
Settled	CUSIP 693390700 / PTRX	11 420000						
	SOLD 1,751 31 SHARES 12-02-10							
	AT A PRICE OF \$11 42 NET							

3 Dec 10	MFO PIMCO FDS PAC INVT MGMT SER TOTAL	- 48,860 870	558,968 36	0 00	- 539,284 26	19,684 10	0 00	19,684 10
6 Dec 10	RETURN FD INSTL CL							
Settled	CUSIP 693390700 / PTRX	11 440000						
	SOLD 48,860 87 SHARES 12-03-10							
	AT A PRICE OF \$11 44 NET							

Total United States - USD			2,452,968 36	0 00	- 2,388,000 00	64,968 36	0 00	64,968 36
Total corporate bonds			2,452,968 36	0 00	- 2,388,000 00	64,968 36	0 00	64,968 36

Other fixed income

United States - USD

2 Dec 10	MFO PIMCO FDS PAC INVT MGMT SER	- 3,333 330	15,000 00	0 00	- 17,106 18	- 2,106 18	0 00	- 2,106 18
3 Dec 10	STOCKSPPLUS TR SHORT STRATEGY FD INSTL							
Settled	CUSIP 693390486 / PSTIX	4 500000						
	SOLD 3,333 33 SHARES 12-02-10							
	AT A PRICE OF \$4 50 NET							

3 Dec 10	MFO PIMCO FDS PAC INVT MGMT SER	- 31,839 110	143,275 96	0 00	- 163,393 82	- 20,117 86	0 00	- 20,117 86
6 Dec 10	STOCKSPPLUS TR SHORT STRATEGY FD INSTL							
Settled	CUSIP 693390486 / PSTIX	4 500000						
	SOLD 31,839 11 SHARES 12-03-10							
	AT A PRICE OF \$4 50 NET							

Total United States - USD			158,275 96	0 00	- 180,500 00	- 22,224 04	0 00	- 22,224 04
Total other fixed income			158,275 96	0 00	- 180,500 00	- 22,224 04	0 00	- 22,224 04

Portfolio Statement

1 JAN 10 31 DEC 10

Account Number 2646605
 Account Name FOREST LAWN FOUNDATION / SPRUCE

Investment Transaction Detail

Trade Date	Security Description	Asset ID / Ticker	Shares/PAR Price	Transaction Amount	Principal	Accrued Interest	Cost	Market	Translation	Total
------------	----------------------	-------------------	------------------	--------------------	-----------	------------------	------	--------	-------------	-------

Sales

Fixed Income										
Total fixed income 2,905,918.54 0.00 - 2,863,500.00 42,418.54 0.00 42,418.54										
Cash and Cash Equivalents										
Short term investment funds										
United States - USD										
23 Apr 10	MFO VANGUARD MONEY MARKET RESERVES INC		- 5,000.000				- 5,000.00	0.00		0.00
26 Apr 10	PRIME PORTFOLIO			5,000.00				0.00		0.00
Settled	CUSIP 922906201 /		1.000000							
	SOLD 5,000.00 SHARES 04-23-10									
	AT A PRICE OF \$1.00 NET									
Total United States - USD 5,000.00 0.00 - 5,000.00 0.00 0.00 0.00										
Total short term investment funds 5,000.00 0.00 - 5,000.00 0.00 0.00 0.00										
Total cash and cash equivalents 5,000.00 0.00 - 5,000.00 0.00 0.00 0.00										
Total sales - 572,177.11 11,083,224.93 316,523.74 0.00 316,523.74										
Total transactions 2,891,401.50 - 2,567,089.43 324,312.07 0.00 324,312.07										

Portfolio Statement

JAN 10 31 DEC 10

Account Number 2633345

Account Name FOREST LAWN FOUNDATION HOLDING

◆ Realized Gain/Loss Summary

	Transaction Amount	Cost	Market	Realized gain/loss Translation	Total
<i>Sales</i>					
Hedge Fund					
Hedge Fund of Funds					
International Region - USD	2,228,482.30	- 2,276,272.63	- 47,790.33	0.00	- 47,790.33
Total hedge fund of funds	2,228,482.30	- 2,276,272.63	- 47,790.33	0.00	- 47,790.33
Total hedge fund	2,228,482.30	- 2,276,272.63	- 47,790.33	0.00	- 47,790.33
Total sales	2,228,482.30	- 2,276,272.63	- 47,790.33	0.00	- 47,790.33
Total realized gain/loss	2,228,482.30	- 2,276,272.63	- 47,790.33	0.00	- 47,790.33

Portfolio Statement

JAN 10 31 DEC 10

Account number 2655345
Account Name FOREST LAWN FOUNDATION HOLDING

◆ Investment Transaction Summary

Asset Type	Principal	Transaction Amount Accrued Interest	Cost	Market	Realized Gain/Loss Translation	Total
Purchases						
Venture Capital and Partnerships						
Partnerships	- 407,965 04	0 00	407,965 04	0 00	0 00	0 00
Total venture capital and partnerships	- 407,965 04	0 00	407,965 04	0 00	0 00	0 00
Hedge Fund						
Hedge fund of funds	- 502,059 49	0 00	502,059 49	0 00	0 00	0 00
Total hedge fund	- 502,059 49	0 00	502,059 49	0 00	0 00	0 00
Total purchases	- 910,024 53	0 00	910,024 53	0 00	0 00	0 00
Sales						
Hedge Fund						
Hedge fund of funds	2,228,482 30	0 00	- 2,276,272 63	- 47,790 33	0 00	- 47,790 33
Total hedge fund	2,228,482 30	0 00	- 2,276,272 63	- 47,790 33	0 00	- 47,790 33
Total sales	2,228,482 30	0 00	- 2,276,272 63	- 47,790 33	0 00	- 47,790 33
Total	1,318,457.77	0.00	- 1,366,248.10	- 47,790.33	0.00	- 47,790.33

Portfolio Statement

1 JAN 10 31 DEC 10

Account Number 2635345
 Account Name FOREST LAWN FOUNDATION HOLDING

Investment Transaction Detail

Trade Date	Security Description	Shares/PAR	Transaction Amount	Cost	Market	Translation	Total
Settle Date	Asset ID / Ticker	Price	Principal	Accrued Interest			
Trade Status	Broker / Commission						
	Narrative						

Purchases

Venture Capital and Partnerships

Partnerships

United States - USD

6 Apr 10	STRATEGIC PRIVATE EQUITY FUND II, LP	87,421 080	- 87,421 08	0 00	87,421 08	0 00	0 00
6 Apr 10	6-015029						
Settled	CUSIP 000455253 /	0 000000					
	TRANSFERRED VIA FED FUND WIRE						
	TO THE NOR THERN TRUST COMPANY						
	REPRESENTING A CONTR IBUTION						
14 Jun 10	STRATEGIC PRIVATE EQUITY FUND II, LP	87,421 080	- 87,421 08	0 00	87,421 08	0 00	0 00
14 Jun 10	6-015029						
Settled	CUSIP 000455253 /	0 000000					
	TRANSFERRED VIA FED FUND WIRE						
	TO THE NOR THERN TRUST COMPANY						
	REPRESENTING A CONTR IBUTION						
2 Aug 10	STRATEGIC PRIVATE EQUITY FUND II, LP	58,280 720	- 58,280 72	0 00	58,280 72	0 00	0 00
2 Aug 10	6-015029						
Settled	CUSIP 000455253 /	0 000000					
	TRANSFERRED VIA FED FUND WIRE						
	TO THE NORTHERN TRUST COMPANY						
	REPRESENTING A CONTRIBUTION						
27 Sep 10	STRATEGIC PRIVATE EQUITY FUND II, LP	174,842 160	- 174,842 16	0 00	174,842 16	0 00	0 00
27 Sep 10	6-015029						
Settled	CUSIP 000455253 /	0 000000					
	TRANSFERRED VIA FED FUND WIRE						
	TO THE NORTHERN TRUST COMPANY						
	REPRESENTING A CONTRIBUTION						
Total United States - USD			- 407,965 04	0 00	407,965 04	0 00	0 00
Total partnerships			- 407,965 04	0 00	407,965 04	0 00	0 00
Total venture capital and partnerships			- 407,965 04	0 00	407,965 04	0 00	0 00

Portfolio Statement

JAN 10 31 DEC 10

Account Number 2635345
 Account Name FOREST LAWN FOUNDATION HOLDING

Investment Transaction Detail

Trade Date	Security Description	Asset ID / Ticker	Shares/PAR Price	Transaction Amount	Principal	Accrued Interest	Cost	Market	Realized Gain/Loss	Translation	Total
------------	----------------------	-------------------	------------------	--------------------	-----------	------------------	------	--------	--------------------	-------------	-------

Purchases

Hedge Fund

Hedge fund of funds United States - USD

12 Feb 10 Settled	STRATEGIC PRIVATE EQUITY FUND III, LP CUSIP 000607366 /		39,897 860 0 000000	- 39,897 86	0 00	0 00	39,897 86	0 00	0 00		0 00
	TRANSFERRED VIA FED FUND WIRE TO THE NOR THERN TRUST COMPANY REPRESENTING A CONTR IBUTION										
13 May 10 Settled	STRATEGIC PRIVATE EQUITY FUND III, LP CUSIP 000607366 /		39,897 860 0 000000	- 39,897 86	0 00	0 00	39,897 86	0 00	0 00		0 00
	TRANSFERRED VIA FED FUND WIRE TO THE NOR THERN TRUST COMPANY REPRESENTING A CONTR IBUTION										
2 Jul 10 Settled	STRATEGIC PRIVATE EQUITY FUND III, LP CUSIP 000607366 /		39,066 570 0 000000	- 39,066 57	0 00	0 00	39,066 57	0 00	0 00		0 00
	TRANSFERRED VIA FED FUND WIRE TO THE NORTHERN TRUST COMPANY REPRESENTING A CONTRIBUTION										
17 Sep 10 Settled	STRATEGIC PRIVATE EQUITY FUND III, LP CUSIP 000607366 /		130,221 900 0 000000	- 130,221 90	0 00	0 00	130,221 90	0 00	0 00		0 00
	TRANSFERRED VIA FED FUND WIRE TO THE NORTHERN TRUST COMPANY REPRESENTING A CONTRIBUTION										
3 Nov 10 Settled	STRATEGIC PRIVATE EQUITY FUND III, LP CUSIP 000607366 /		78,133 140 0 000000	- 78,133 14	0 00	0 00	78,133 14	0 00	0 00		0 00
	TRANSFERRED VIA FED FUND WIRE TO THE NORTHERN TRUST COMPANY REPRESENTING A CONTRIBUTION										

Portfolio Statement

1 JAN 00 31 DEC 10

Account Number 2655345
 Account Name FOREST LAWN FOUNDATION HOLDING

Investment Transaction Detail

Trade Date	Security Description	Asset ID / Ticker	Shares/PAR	Price	Principal	Accrued Interest	Cost	Market	Realized Gain/Loss	Total
------------	----------------------	-------------------	------------	-------	-----------	------------------	------	--------	--------------------	-------

Purchases

Hedge Fund

3 Dec 10	STRATEGIC PRIVATE EQUITY FUND III, LP		174,842.160		- 174,842.16	0.00	174,842.16	0.00	0.00	0.00
3 Dec 10	CUSIP 000607366 /		0.000000							
	TRANSFERRED VIA FED FUND WIRE TO THE NORTHERN TRUST COMPANY REPRESENTING A CONTRIBUTION									
	Total United States - USD				- 502,059.49	0.00	502,059.49	0.00	0.00	0.00
	Total hedge fund of funds				- 502,059.49	0.00	502,059.49	0.00	0.00	0.00
	Total hedge fund				- 502,059.49	0.00	502,059.49	0.00	0.00	0.00
	Total purchases				- 910,024.53	0.00	910,024.53	0.00	0.00	0.00

Sales

Hedge Fund

Hedge fund of funds

International Region - USD

30 Sep 09	CF STRATEGIC FUNDS SPC DIRECTIONAL				138,315.69	0.00	- 148,793.50	- 10,477.81	0.00	- 10,477.81
21 May 10	HEDGEFUND SEG PORT CLASS R FD									
	CUSIP 477999VA1 /		916.747000							
	SOLD 150.88 SHARES ON 09/30/2009 AT A PRICE OF 916.747000									
30 Sep 09	CF STRATEGIC FUNDS SPC DIRECTIONAL				113,120.56	0.00	- 121,693.51	- 8,572.95	0.00	- 8,572.95
18 May 10	HEDGEFUND SEG PORT CLASS R FD									
	CUSIP 477999VA1 /		916.730000							
	SOLD 123.40 SHARES ON 09/30/2009 AT A PRICE OF 916.730000									
26 Feb 10	CF STRATEGIC FUNDS SPC DIRECTIONAL LIQ				127,681.28	0.00	- 110,470.68	17,210.60	0.00	17,210.60
7 May 10	ASSETS FD									
	CUSIP 5008502MG /		1,155.766800							
	SOLD 110.47 SHARES ON 02/26/2010 AT A PRICE OF 1155.766800									

Portfolio Statement

JAN 10 31 DEC 10

Account Number 263545
Account Name FOREST LAWN FOUNDATION HOLDING

Investment Transaction Detail

Page 13 of 25

Trade Date	Security Description	Shares/PAR Price	Transaction Amount	Cost	Market	Realized Gain/Loss	Total
Settle Date	Asset ID / Ticker		Principal	Accrued Interest		Translation	
Trade Status	Broker / Commission Narrative						

Sales

Hedge Fund

31 Aug 10	CF STRATEGIC FUNDS SPC DIRECTIONAL LIQ ASSETS FD	- 63.800	74,199.90	0.00	- 63,800.40	0.00	10,399.50
27 Oct 10	CUSIP 5008502MG / SOLD 63.80 SHARES ON 08/31/2010 AT A PRICE OF 1162.999300	1,162.999300					
30 Sep 10	CF STRATEGIC FUNDS SPC DIRECTIONAL LIQ ASSETS FD	- 116.130	139,423.53	0.00	- 116,130.72	0.00	23,292.81
7 Jan 11	CUSIP 5008502MG / SOLD 116.13 SHARES ON 09/30/2010 AT A PRICE OF 1200.590800	1,200.590800					
30 Sep 09	CF STRATEGIC FUNDS SPC HEDGE FUND SEG PORT CLASS R FD	- 777.640	692,474.63	0.00	- 781,495.79	0.00	- 89,021.16
18 May 10	CUSIP 112999SA6 / SOLD 777.64 SHARES ON 09/30/2009 AT A PRICE OF 890.480000	890.480000					
30 Sep 09	CF STRATEGIC FUNDS SPC HEDGE FUND SEG PORT CLASS R FD	- 469.270	374,330.51	0.00	- 471,596.79	0.00	- 97,266.28
21 May 10	CUSIP 112999SA6 / SOLD 469.27 SHARES ON 09/30/2009 AT A PRICE OF 890.480000	890.480000					
26 Feb 10	CF STRATEGIC FUNDS SPC HEDGE LIQ ASSETS FD	- 426.690	520,377.64	0.00	- 426,691.14	0.00	93,686.50
7 May 10	CUSIP 5008502NN / SOLD 426.69 SHARES ON 02/26/2010 AT A PRICE OF 1219.577800	1,219.577800					
31 Aug 10	CF STRATEGIC FUNDS SPC HEDGE LIQ ASSETS FD	- 7.980	10,826.08	0.00	- 7,980.02	0.00	2,846.06
26 Oct 10	CUSIP 5008502NN / SOLD 7.98 SHARES ON 08/31/2010 AT A PRICE OF 1356.910700	1,356.910700					

Portfolio Statement

JAN 10 31 DEC 10

Account Number 2635545
 Account Name FOREST LAWN FOUNDATION HOLDING

Investment Transaction Detail

Trade Date	Security Description	Asset ID / Ticker	Shares/PAR	Price	Principal	Transaction Amount	Accrued Interest	Cost	Market	Translation	Total
10 Jan 11	CF STRATEGIC FUNDS SPC HEDGE LIQ ASSETS	FD	- 27 620		37,732.48		0.00	- 27,620.08	10,112.40	0.00	10,112.40
Pending	CUSIP 5008502NN /		1,365 570200								
	CF STRATEGIC FUNDS SPC HEDGE										
	LIQUIDATION ASSETS FUND SOLD										
	27.63 SHARES ON 09/30/2010 AT										
	A PRICE OF 1365.570200										
	Total International Region - USD				2,228,482.30		0.00	- 2,276,272.63	- 47,790.33	0.00	- 47,790.33
	Total hedge fund of funds				2,228,482.30		0.00	- 2,276,272.63	- 47,790.33	0.00	- 47,790.33
	Total hedge fund				2,228,482.30		0.00	- 2,276,272.63	- 47,790.33	0.00	- 47,790.33
	Total sales		- 2,273.88		2,228,482.30		0.00	- 2,276,272.63	- 47,790.33	0.00	- 47,790.33
	Total transactions				1,318,457.77		0.00	- 1,366,248.10	- 47,790.33	0.00	- 47,790.33

Sales

Hedge Fund	CF STRATEGIC FUNDS SPC HEDGE LIQ ASSETS	FD	CUSIP 5008502NN /	CF STRATEGIC FUNDS SPC HEDGE	LIQUIDATION ASSETS FUND SOLD	27.63 SHARES ON 09/30/2010 AT	A PRICE OF 1365.570200
Total International Region - USD							
Total hedge fund of funds							
Total hedge fund							
Total sales							
Total transactions							

Portfolio Statement

JAN 10 31 DEC 10

Account Number 2633247
 Account Name FOREST LAWN FOUNDATION STRATEG

◆ Realized Gain/Loss Summary

	Transaction Amount	Cost	Market	Realized gain/loss Translation	Total
Sales					
Equities					
Common Stock					
United States - USD	4,737.01	- 4,664.47	72.54	0.00	72.54
Total common stock	4,737.01	- 4,664.47	72.54	0.00	72.54
Total equities	4,737.01	- 4,664.47	72.54	0.00	72.54
Total sales	4,737.01	- 4,664.47	72.54	0.00	72.54

Other Gain/Loss

Equities					
Common Stock					
United States - USD	1.21	0.00	1.21	0.00	1.21
Total common stock	1.21	0.00	1.21	0.00	1.21
Total equities	1.21	0.00	1.21	0.00	1.21
Total other gain/loss	1.21	0.00	1.21	0.00	1.21
Total realized gain/loss	4,738.22	- 4,664.47	73.75	0.00	73.75

Portfolio Statement

1 JAN 10 31 DEC 10

Account number 263534
 Account Name FOREST LAWN FOUNDATION STRATEG

◆ Investment Transaction Summary

Asset Type	Principal	Transaction Amount	Accrued Interest	Cost	Market	Realized Gain/Loss	Translation	Total
<i>Other Gain/Loss</i>								
Equities								
Common stock	121	0.00	0.00	0.00	121	0.00	0.00	121
Total equities	121	0.00	0.00	0.00	121	0.00	0.00	121
Total other gain/loss	121	0.00	0.00	0.00	121	0.00	0.00	121
Sales								
Equities								
Common stock	4,737.01	0.00	0.00	- 4,664.47	72.54	0.00	0.00	72.54
Total equities	4,737.01	0.00	0.00	- 4,664.47	72.54	0.00	0.00	72.54
Total sales	4,737.01	0.00	0.00	- 4,664.47	72.54	0.00	0.00	72.54
Total	4,738.22	0.00	0.00	- 4,664.47	73.75	0.00	0.00	73.75

Portfolio Statement

1 JAN 10 31 DEC 10

Account Number 2635547
 Account Name FOREST LAWN FOUNDATION STRATEG

Investment Transaction Detail

Trade Date	Security Description	Asset ID / Ticker	Shares/PAR Price	Transaction Amount	Principal	Accrued Interest	Cost	Market	Translation	Total
17 Feb 10	CF SSGA CTF LIQUIDATING TRUST A-2 FD	CUSIP 1541542R8 /	- 473 950	0.00	475 32	0.00	- 473 95	1 37	0.00	1 37
2 Mar 10	SOLD 473 95 SHARES ON	02/17/2010 AT A PRICE OF	1 003000							
Settled										
17 Mar 10	CF SSGA CTF LIQUIDATING TRUST A-2 FD	CUSIP 1541542R8 /	- 646 060	0.00	649 63	0.00	- 646 06	3 57	0.00	3 57
5 Apr 10	SOLD 646 06 SHARES ON	03/17/2010 AT A PRICE OF	1 006000							
Settled										

Other Gain/Loss

Equities

Common stock

United States - USD

20 Jan 10	CF SSGA CTF LIQUIDATING TRUST A-2 FD		0.000	1.21	0.00	0.00	0.00	1.21	0.00	1.21
4 Feb 10	CUSIP 1541542R8 /		0.000000							
Settled										
	TO REFLECT CAPITAL GAIN FOR									
	1Q- 3Q2009 FOR THE PERIOD									
	ENDING 01/20/2010									
Total United States - USD				1.21	0.00	0.00	0.00	1.21	0.00	1.21
Total common stock				1.21	0.00	0.00	0.00	1.21	0.00	1.21
Total equities				1.21	0.00	0.00	0.00	1.21	0.00	1.21
Total other gain/loss			0.00	1.21	0.00	0.00	0.00	1.21	0.00	1.21

Sales

Equities

Common stock

United States - USD

20 Jan 10	CF SSGA CTF LIQUIDATING TRUST A-2 FD		- 1,014 990	1,020 26	0.00	- 1,014 99	5 27	0.00	0.00	5 27
4 Feb 10	CUSIP 1541542R8 /		1 005000							
Settled										
	SOLD 1,014 99 SHARES ON									
	01/20/2010 AT A PRICE OF									
	1 005000									
17 Feb 10	CF SSGA CTF LIQUIDATING TRUST A-2 FD		- 473 950	475 32	0.00	- 473 95	1 37	0.00	0.00	1 37
2 Mar 10	CUSIP 1541542R8 /		1 003000							
Settled										
	SOLD 473 95 SHARES ON									
	02/17/2010 AT A PRICE OF									
	1 003000									
17 Mar 10	CF SSGA CTF LIQUIDATING TRUST A-2 FD		- 646 060	649 63	0.00	- 646 06	3 57	0.00	0.00	3 57
5 Apr 10	CUSIP 1541542R8 /		1 006000							
Settled										
	SOLD 646 06 SHARES ON									
	03/17/2010 AT A PRICE OF									
	1 006000									

Portfolio Statement

1 JAN 10 31 DEC 10

Account number 2695347
 Account Name FOREST LAWN FOUNDATION STRATEG

Investment Transaction Detail

Trade Date	Security Description	Asset ID / Ticker	Shares/PAR	Transaction Amount	Realized Gain/Loss	Market	Translation	Total
Settle Date	Broker / Commission	Narrative	Price	Principal	Accrued Interest	Cost		

Sales

21 Apr 10	CF SSGA CTF LIQUIDATING TRUST A-2 FD		- 773 350	780 17	0 00	- 773 35	0 00	6 82
4 May 10	CUSIP 1541542R8 /							
	SOLD 773 35 SHARES ON		1 009000					
	04/21/2010 AT A PRICE OF							
	1 009000							
19 May 10	CF SSGA CTF LIQUIDATING TRUST A-2 FD		- 505 330	509 46	0 00	- 505 33	0 00	4 13
7 Jun 10	CUSIP 1541542R8 /							
	SOLD 505 33 SHARES ON		1 008000					
	05/19/2010 AT A PRICE OF							
	1 008000							
15 Jun 10	CF SSGA CTF LIQUIDATING TRUST A-2 FD		- 19 110	19 26	0 00	- 19 11	0 00	0 15
18 Jun 10	CUSIP 1541542R8 /							
	SOLD 19 11 SHARES ON		1 008000					
	06/15/2010 AT A PRICE OF							
	1 008000							
21 Jul 10	CF SSGA CTF LIQUIDATING TRUST A-2 FD		- 974 310	1,014 87	0 00	- 974 31	0 00	40 56
5 Aug 10	CUSIP 1541542R8 /							
	SOLD 974 31 SHARES ON		1 042000					
	07/21/2010 AT A PRICE OF							
	1 042000							
18 Aug 10	CF SSGA CTF LIQUIDATING TRUST A-2 FD		- 224 900	234 12	0 00	- 224 90	0 00	9 22
2 Sep 10	CUSIP 1541542R8 /							
	SOLD 224 90 SHARES ON		1 041000					
	08/18/2010 AT A PRICE OF							
	1 041000							
15 Sep 10	CF SSGA CTF LIQUIDATING TRUST A-2 FD		- 11 460	11 96	0 00	- 11 46	0 00	0 50
6 Oct 10	CUSIP 1541542R8 /							
	SOLD 11 46 SHARES ON		1 043000					
	09/15/2010 AT A PRICE OF							
	1 043000							

Portfolio Statement

1 JAN 10 31 DEC 10

Account Number 2635347
 Account Name FOREST LAWN FOUNDATION STRATEG

◆ Investment Transaction Detail

Trade Date	Security Description	Asset ID / Ticker	Shares/PAR	Price	Principal	Transaction Amount	Accrued Interest	Cost	Market	Translation	Total
------------	----------------------	-------------------	------------	-------	-----------	--------------------	------------------	------	--------	-------------	-------

Sales

Trade Date	Security Description	Asset ID / Ticker	Shares/PAR	Price	Principal	Transaction Amount	Accrued Interest	Cost	Market	Translation	Total
20 Oct 10	CF SSGA CTF LIQUIDATING TRUST A-2 FD		- 4 380		4 57	0 00	0 00	- 4 38	0 19	0 00	0 19
10 Nov 10	CUSIP 1541542R8 /		1 044000								
	SOLD 4 38 SHARES ON 10/20/2010										
	AT A PRICE OF 1 044000										
17 Nov 10	CF SSGA CTF LIQUIDATING TRUST A-2 FD		- 6 240		6 52	0 00	0 00	- 6 24	0 28	0 00	0 28
2 Dec 10	CUSIP 1541542R8 /		1 045000								
	SOLD 6 24 SHARES ON 11/17/2010										
	AT A PRICE OF 1 045000										
15 Dec 10	CF SSGA CTF LIQUIDATING TRUST A-2 FD		- 10 390		10 87	0 00	0 00	- 10 39	0 48	0 00	0 48
3 Jan 11	CUSIP 1541542R8 /		1 047000								
	SOLD 10 39 SHARES ON 12/15/2010 AT A PRICE OF 1 047000										
Total United States - USD											72 54
Total common stock											72 54
Total equities											72 54
Total sales											72 54
Total transactions											73 75

Portfolio Statement

1 JAN 10 31 DEC 10

Account Number 2635246
 Account Name ZZFOREST LAWN FOUND SIG ASSN IA

Investment Transaction Detail

Trade Date	Security Description	Asset ID / Ticker	Shares/PAR	Price	Transaction Amount	Principal	Accrued Interest	Cost	Market	Translation	Total
16 Mar 10	FUT MAR 10 EMINI S&P 500	CUSIP 999599GH0 / ESH0	0.0000	0.0000	- 35.14	0.00	0.00	0.00	- 35.14	0.00	- 35.14
17 Mar 10	FUT JUN 10 EMINI S&P 500	CUSIP 999599GH0 / ESM0	0.0000000	0.0000000	- 7.53	0.00	0.00	0.00	- 7.53	0.00	- 7.53
30 Apr 10	FUT JUN 10 EMINI S&P 500	CUSIP 999599GH0 / ESM0	0.0000000	0.0000000	- 15.06	0.00	0.00	0.00	- 15.06	0.00	- 15.06
3 May 10	FUT JUN 10 EMINI S&P 500	CUSIP 999599GH0 / ESM0	0.0000000	0.0000000	- 65.26	0.00	0.00	0.00	- 65.26	0.00	- 65.26
Total equity derivatives - futures											- 65.26
Total equities											- 65.26
Total derivatives commissions											0.00

Derivatives Commissions

Trade Date	Trade Status	Security Description	Asset ID / Ticker	Shares/PAR	Price	Transaction Amount	Principal	Accrued Interest	Cost	Market	Translation	Total
16 Mar 10	Settled	FUT MAR 10 EMINI S&P 500	CUSIP 999599GH0 / ESH0	0.0000000	0.0000000	- 35.14	0.00	0.00	0.00	- 35.14	0.00	- 35.14
17 Mar 10	Settled	FUT JUN 10 EMINI S&P 500	CUSIP 999599GH0 / ESM0	0.0000000	0.0000000	- 7.53	0.00	0.00	0.00	- 7.53	0.00	- 7.53
30 Apr 10	Settled	FUT JUN 10 EMINI S&P 500	CUSIP 999599GH0 / ESM0	0.0000000	0.0000000	- 15.06	0.00	0.00	0.00	- 15.06	0.00	- 15.06
3 May 10	Settled	FUT JUN 10 EMINI S&P 500	CUSIP 999599GH0 / ESM0	0.0000000	0.0000000	- 65.26	0.00	0.00	0.00	- 65.26	0.00	- 65.26
Total equity derivatives - futures											- 65.26	
Total equities											- 65.26	
Total derivatives commissions											0.00	

Portfolio Statement

1 JAN 10 31 DEC 10

Account Number 2635248
 Account Name ZFOREST LWN FOUNDBIG ASST A

Investment Transaction Detail

Trade Date	Security Description	Asset ID / Ticker	Shares/PAR Price	Transaction Amount	Principal	Accrued Interest	Cost	Market	Translation	Total
------------	----------------------	-------------------	------------------	--------------------	-----------	------------------	------	--------	-------------	-------

Derivatives Deliveries

Equities										
Equity derivatives - futures										
United States - USD										
26 Feb 10	FUT MAR 10 EMINI S&P 500		- 7 000	0 00	0 00	0 00	0 00	0 00	0 00	0 00
1 Mar 10	CUSIP 999599GH0 / ESH0									
Settled			0 000000							
7 @1,102.50000 CNTS ON 02/26/10 SELL TRADE TO GOLDMAN										
16 Mar 10	FUT MAR 10 EMINI S&P 500		- 3 000	0 00	0 00	0 00	0 00	0 00	0 00	0 00
17 Mar 10	CUSIP 999599GH0 / ESH0									
Settled			0 000000							
3 @1,150.30000 CNTS ON 03/16/10 SELL TRADE TO GOLDMAN										
30 Apr 10	FUT JUN 10 EMINI S&P 500		- 3 000	0 00	0 00	0 00	0 00	0 00	0 00	0 00
3 May 10	CUSIP 999599GH0 / ESM0									
Settled			0 000000							
3 @1,182.75000 CNTS ON 04/30/10 SELL TRADE TO GOLDMAN										
Total United States - USD										
			0 00	0 00	0 00	0 00	0 00	0 00	0 00	0 00
Total equity derivatives - futures										
			0 00	0 00	0 00	0 00	0 00	0 00	0 00	0 00
Total equities										
			0 00	0 00	0 00	0 00	0 00	0 00	0 00	0 00
Total derivatives deliveries										
			- 13.00	0 00	0 00	0 00	0 00	0 00	0 00	0 00

Portfolio Statement

1 JAN 10 11 DEC 10

Account Number 2635346
Account Name ZZFOREST LAMN FOUND SIG ASSTIA

Investment Transaction Detail

Trade Date	Security Description	Asset ID / Ticker	Shares/PAR	Price	Principal	Transaction Amount	Accrued Interest	Cost	Market	Translation	Realized Gain/Loss	Total
------------	----------------------	-------------------	------------	-------	-----------	--------------------	------------------	------	--------	-------------	--------------------	-------

Derivatives Receipts

Equities

Equity derivatives - futures

United States - USD

16 Mar 10	FUT JUN 10 EMINI S&P 500		3 000		0 000	0 000	0 000	0 000	0 000		0 000	0 000
17 Mar 10	CUSIP 999599GH0 / ESM0		0 0000000									
Settled	3 @1.145 65000 CNTS ON											
	03/16/10 BUY TRADE FROM											
	GOLDMAN											
Total United States - USD												
			3 000		0 000	0 000	0 000	0 000	0 000		0 000	0 000
Total equity derivatives - futures												
			0 0000000		0 000	0 000	0 000	0 000	0 000		0 000	0 000
Total equities												
			3 000		0 000	0 000	0 000	0 000	0 000		0 000	0 000
Total derivatives receipts												

Mark-to-Markets

Equities

Equity derivatives - futures

United States - USD

4 Jan 10	FUT MAR 10 EMINI S&P 500		0 000		9,050 00	0 000	0 000	0 000	9,050 00		0 000	9,050 00
5 Jan 10	CUSIP 999599GH0 / ESH0		0 0000000									
	SETTLEMENT DATE ON 01/04/10											
	MARK TO MARKET ADJUSTMENT FROM											
	GOLDMAN											
5 Jan 10	FUT MAR 10 EMINI S&P 500		0 000		1,750 00	0 000	0 000	0 000	1,750 00		0 000	1,750 00
6 Jan 10	CUSIP 999599GH0 / ESH0		0 0000000									
	SETTLEMENT DATE ON 01/05/10											
	MARK TO MARKET ADJUSTMENT FROM											
	GOLDMAN											
6 Jan 10	FUT MAR 10 EMINI S&P 500		0 000		350 00	0 000	0 000	0 000	350 00		0 000	350 00
7 Jan 10	CUSIP 999599GH0 / ESH0		0 0000000									
	SETTLEMENT DATE ON 01/06/10											
	MARK TO MARKET ADJUSTMENT FROM											
	GOLDMAN											

Northern Trust

Portfolio Statement

1 JAN 10 31 DEC 10

Account Number 2635346
 Account Name ZFOREST LWN FOUND SIG ASST A

Investment Transaction Detail

Trade Date	Security Description	Shares/PAR	Transaction Amount	Cost	Market	Translation	Total
Settle Date	Asset ID / Ticker	Price	Principal	Accrued Interest			
Trade Status	Broker / Commission						
	Narrative						

Mark-to-Markets

Equities

7 Jan 10	FUT MAR 10 EMINI S&P 500	0 000	2,250 00	0 00	2,250 00	0 00	2,250 00
8 Jan 10	CUSIP 999599GH0 / ESH0	0 000000					
	SETTLEMENT DATE ON 01/07/10						
	MARK TO MARKET ADJUSTMENT FROM GOLDMAN						
8 Jan 10	FUT MAR 10 EMINI S&P 500	0 000	2,050 00	0 00	2,050 00	0 00	2,050 00
11 Jan 10	CUSIP 999599GH0 / ESH0	0 000000					
	SETTLEMENT DATE ON 01/08/10						
	MARK TO MARKET ADJUSTMENT FROM GOLDMAN						
11 Jan 10	FUT MAR 10 EMINI S&P 500	0 000	450 00	0 00	450 00	0 00	450 00
12 Jan 10	CUSIP 999599GH0 / ESH0	0 000000					
	SETTLEMENT DATE ON 01/11/10						
	MARK TO MARKET ADJUSTMENT FROM GOLDMAN						
12 Jan 10	FUT MAR 10 EMINI S&P 500	0 000	- 4,300 00	0 00	- 4,300 00	0 00	- 4,300 00
13 Jan 10	CUSIP 999599GH0 / ESH0	0 000000					
	SETTLEMENT DATE ON 01/12/10						
	MARK TO MARKET ADJUSTMENT TO GOLDMAN						
13 Jan 10	FUT MAR 10 EMINI S&P 500	0 000	3,850 00	0 00	3,850 00	0 00	3,850 00
14 Jan 10	CUSIP 999599GH0 / ESH0	0 000000					
	SETTLEMENT DATE ON 01/13/10						
	MARK TO MARKET ADJUSTMENT FROM GOLDMAN						
14 Jan 10	FUT MAR 10 EMINI S&P 500	0 000	1,800 00	0 00	1,800 00	0 00	1,800 00
15 Jan 10	CUSIP 999599GH0 / ESH0	0 000000					
	SETTLEMENT DATE ON 01/14/10						
	MARK TO MARKET ADJUSTMENT FROM GOLDMAN						

Portfolio Statement

JAN 10 31 DEC 10

Account Number 2635348
 Account Name ZZFOREST LAWN FOUND SIG ASSN A

Investment Transaction Detail

Trade Date	Security Description	Asset ID / Ticker	Shares/PAR	Price	Principal	Accrued Interest	Cost	Market	Translation	Total
------------	----------------------	-------------------	------------	-------	-----------	------------------	------	--------	-------------	-------

Mark-to-Markets

15 Jan 10	FUT MAR 10 EMINI S&P 500	CUSIP 999599GH0 / ESH0	0.0000	0.0000	- 6,450.00	0.00	0.00	- 6,450.00	0.00	- 6,450.00
19 Jan 10	SETTLEMENT DATE ON 01/15/10 MARK TO MARKET ADJUSTMENT TO GOLDMAN									
19 Jan 10	FUT MAR 10 EMINI S&P 500	CUSIP 999599GH0 / ESH0	0.0000	0.0000	6,700.00	0.00	0.00	6,700.00	0.00	6,700.00
20 Jan 10	SETTLEMENT DATE ON 01/19/10 MARK TO MARKET ADJUSTMENT FROM GOLDMAN									
20 Jan 10	FUT MAR 10 EMINI S&P 500	CUSIP 999599GH0 / ESH0	0.0000	0.0000	- 5,850.00	0.00	0.00	- 5,850.00	0.00	- 5,850.00
21 Jan 10	SETTLEMENT DATE ON 01/20/10 MARK TO MARKET ADJUSTMENT TO GOLDMAN									
21 Jan 10	FUT MAR 10 EMINI S&P 500	CUSIP 999599GH0 / ESH0	0.0000	0.0000	- 11,450.00	0.00	0.00	- 11,450.00	0.00	- 11,450.00
22 Jan 10	SETTLEMENT DATE ON 01/21/10 MARK TO MARKET ADJUSTMENT TO GOLDMAN									
22 Jan 10	FUT MAR 10 EMINI S&P 500	CUSIP 999599GH0 / ESH0	0.0000	0.0000	- 10,050.00	0.00	0.00	- 10,050.00	0.00	- 10,050.00
25 Jan 10	SETTLEMENT DATE ON 01/22/10 MARK TO MARKET ADJUSTMENT TO GOLDMAN									
25 Jan 10	FUT MAR 10 EMINI S&P 500	CUSIP 999599GH0 / ESH0	0.0000	0.0000	800.00	0.00	0.00	800.00	0.00	800.00
26 Jan 10	SETTLEMENT DATE ON 01/25/10 MARK TO MARKET ADJUSTMENT FROM GOLDMAN									

Portfolio Statement

JAN 10 31 DEC 10

Account Number 2635946
 Account Name ZFOREST LAWN FOUNDRY ASSN A

Investment Transaction Detail

Trade Date	Security Description	Shares/PAR	Transaction Amount	Cost	Market	Realized Gain/Loss	Total
Settle Date	Asset ID / Ticker	Price	Principal	Accrued Interest		Translation	
Trade Status	Broker / Commission Narrative						

Mark-to-Markets

26 Jan 10	FUT MAR 10 EMINI S&P 500	0 000	- 2,700 00	0 00	- 2,700 00	0 00	- 2,700 00
27 Jan 10	CUSIP 999599GH0 / ESH0	0 0000000					
	SETTLEMENT DATE ON 01/26/10						
	MARK TO MARKET ADJUSTMENT TO GOLDMAN						
27 Jan 10	FUT MAR 10 EMINI S&P 500	0 000	3,700 00	0 00	3,700 00	0 00	3,700 00
28 Jan 10	CUSIP 999599GH0 / ESH0	0 0000000					
	SETTLEMENT DATE ON 01/27/10						
	MARK TO MARKET ADJUSTMENT FROM GOLDMAN						
28 Jan 10	FUT MAR 10 EMINI S&P 500	0 000	- 7,700 00	0 00	- 7,700 00	0 00	- 7,700 00
29 Jan 10	CUSIP 999599GH0 / ESH0	0 0000000					
	SETTLEMENT DATE ON 01/28/10						
	MARK TO MARKET ADJUSTMENT TO GOLDMAN						
29 Jan 10	FUT MAR 10 EMINI S&P 500	0 000	- 4,400 00	0 00	- 4,400 00	0 00	- 4,400 00
1 Feb 10	CUSIP 999599GH0 / ESH0	0 0000000					
	SETTLEMENT DATE ON 01/29/10						
	MARK TO MARKET ADJUSTMENT TO GOLDMAN						
1 Feb 10	FUT MAR 10 EMINI S&P 500	0 000	7,950 00	0 00	7,950 00	0 00	7,950 00
2 Feb 10	CUSIP 999599GH0 / ESH0	0 0000000					
	SETTLEMENT DATE ON 02/01/10						
	MARK TO MARKET ADJUSTMENT FROM GOLDMAN						
2 Feb 10	FUT MAR 10 EMINI S&P 500	0 000	5,450 00	0 00	5,450 00	0 00	5,450 00
3 Feb 10	CUSIP 999599GH0 / ESH0	0 0000000					
	SETTLEMENT DATE ON 02/02/10						
	MARK TO MARKET ADJUSTMENT FROM GOLDMAN						

Portfolio Statement

JAN 10 31 DEC 10

Account Number 2635346
 Account Name ZFOREST LAWN FOUND SIG ASSN A

Investment Transaction Detail

Trade Date	Security Description	Shares/PAR	Transaction Amount	Cost	Market	Realized Gain/Loss	Total
Settle Date	Asset ID / Ticker	Price	Principal	Accrued Interest		Translation	
Trade Status	Narrative						

Mark-to-Markets

3 Feb 10	FUT MAR 10 EMINI S&P 500	0.000	- 400.00	0.00	- 400.00	0.00	- 400.00
4 Feb 10	CUSIP 999599GH0 / ESH0	0.000000					
	SETTLEMENT DATE ON 02/03/10						
	MARK TO MARKET ADJUSTMENT TO GOLDMAN						
4 Feb 10	FUT MAR 10 EMINI S&P 500	0.000	- 17,350.00	0.00	- 17,350.00	0.00	- 17,350.00
5 Feb 10	CUSIP 999599GH0 / ESH0	0.000000					
	SETTLEMENT DATE ON 02/04/10						
	MARK TO MARKET ADJUSTMENT TO GOLDMAN						
5 Feb 10	FUT MAR 10 EMINI S&P 500	0.000	- 950.00	0.00	- 950.00	0.00	- 950.00
8 Feb 10	CUSIP 999599GH0 / ESH0	0.000000					
	SETTLEMENT DATE ON 02/05/10						
	MARK TO MARKET ADJUSTMENT TO GOLDMAN						
8 Feb 10	FUT MAR 10 EMINI S&P 500	0.000	- 1,950.00	0.00	- 1,950.00	0.00	- 1,950.00
9 Feb 10	CUSIP 999599GH0 / ESH0	0.000000					
	SETTLEMENT DATE ON 02/08/10						
	MARK TO MARKET ADJUSTMENT TO GOLDMAN						
9 Feb 10	FUT MAR 10 EMINI S&P 500	0.000	5,150.00	0.00	5,150.00	0.00	5,150.00
10 Feb 10	CUSIP 999599GH0 / ESH0	0.000000					
	SETTLEMENT DATE ON 02/09/10						
	MARK TO MARKET ADJUSTMENT FROM GOLDMAN						
10 Feb 10	FUT MAR 10 EMINI S&P 500	0.000	- 1,450.00	0.00	- 1,450.00	0.00	- 1,450.00
11 Feb 10	CUSIP 999599GH0 / ESH0	0.000000					
	SETTLEMENT DATE ON 02/10/10						
	MARK TO MARKET ADJUSTMENT TO GOLDMAN						

Portfolio Statement

JAN 10 31 DEC 10

Account Name: ZFOREST LAMN FOUNF SIG ASSTIA
 Account Number: 2635346

Investment Transaction Detail

Trade Date	Security Description	Asset ID / Ticker	Shares/PAR	Price	Principal	Transaction Amount	Accrued Interest	Cost	Market	Translation	Total
------------	----------------------	-------------------	------------	-------	-----------	--------------------	------------------	------	--------	-------------	-------

Mark-to-Markets

11 Feb 10	FUT MAR 10 EMINI S&P 500	CUSIP 999599GH0 / ESH0	0 0000		6,650 00	0 00	0 00	0 00	6,650 00	0 00	6,650 00
12 Feb 10	SETTLEMENT DATE ON 02/11/10 MARK TO MARKET ADJUSTMENT FROM GOLDMAN										
12 Feb 10	FUT MAR 10 EMINI S&P 500	CUSIP 999599GH0 / ESH0	0 000000		0 00	0 00	0 00	0 00	0 00	0 00	0 00
16 Feb 10	SETTLEMENT DATE ON 02/12/10 MARK TO MARKET - NO CHANGE IN PRICE FROM GOLDMAN										
12 Feb 10	FUT MAR 10 EMINI S&P 500	CUSIP 999599GH0 / ESH0	0 0000		1,250 00	0 00	0 00	0 00	1,250 00	0 00	1,250 00
16 Feb 10	SETTLEMENT DATE ON 02/12/10 MARK TO MARKET ADJUSTMENT FROM GOLDMAN										
16 Feb 10	FUT MAR 10 EMINI S&P 500	CUSIP 999599GH0 / ESH0	0 000000		7,050 00	0 00	0 00	0 00	7,050 00	0 00	7,050 00
17 Feb 10	SETTLEMENT DATE ON 02/16/10 MARK TO MARKET ADJUSTMENT FROM GOLDMAN										
17 Feb 10	FUT MAR 10 EMINI S&P 500	CUSIP 999599GH0 / ESH0	0 000000		3,200 00	0 00	0 00	0 00	3,200 00	0 00	3,200 00
18 Feb 10	SETTLEMENT DATE ON 02/17/10 MARK TO MARKET ADJUSTMENT FROM GOLDMAN										
18 Feb 10	FUT MAR 10 EMINI S&P 500	CUSIP 999599GH0 / ESH0	0 000000		3,000 00	0 00	0 00	0 00	3,000 00	0 00	3,000 00
19 Feb 10	SETTLEMENT DATE ON 02/18/10 MARK TO MARKET ADJUSTMENT FROM GOLDMAN										

Portfolio Statement

JAN 10 31 DEC 10

Account Name ZFOREST LAWN FOUND SIG/ASST-A
 Account Number 2635946

Investment Transaction Detail

Trade Date	Security Description	Shares/PAR Price	Transaction Amount	Cost	Market	Realized Gain/Loss	Total
Settle Date	Asset ID / Ticker	Price	Principal	Accrued Interest		Translation	
Trade Status	Broker / Commission Narrative						

Mark-to-Markets

Equities	Trade Date	Security Description	Shares/PAR Price	Transaction Amount	Cost	Market	Realized Gain/Loss	Total
	19 Feb 10	FUT MAR 10 EMINI S&P 500	0 000	300 00	0 00	300 00	0 00	300 00
	22 Feb 10	CUSIP 999599GH0 / ESH0	0 000000					
		SETTLEMENT DATE ON 02/19/10						
		MARK TO MARKET ADJUSTMENT FROM GOLDMAN						
	22 Feb 10	FUT MAR 10 EMINI S&P 500	0 000	650 00	0 00	650 00	0 00	650 00
	23 Feb 10	CUSIP 999599GH0 / ESH0	0 000000					
		SETTLEMENT DATE ON 02/22/10						
		MARK TO MARKET ADJUSTMENT FROM GOLDMAN						
	23 Feb 10	FUT MAR 10 EMINI S&P 500	0 000	- 5,150 00	0 00	- 5,150 00	0 00	- 5,150 00
	24 Feb 10	CUSIP 999599GH0 / ESH0	0 000000					
		SETTLEMENT DATE ON 02/23/10						
		MARK TO MARKET ADJUSTMENT TO GOLDMAN						
	24 Feb 10	FUT MAR 10 EMINI S&P 500	0 000	3,200 00	0 00	3,200 00	0 00	3,200 00
	25 Feb 10	CUSIP 999599GH0 / ESH0	0 000000					
		SETTLEMENT DATE ON 02/24/10						
		MARK TO MARKET ADJUSTMENT FROM GOLDMAN						
	25 Feb 10	FUT MAR 10 EMINI S&P 500	0 000	- 650 00	0 00	- 650 00	0 00	- 650 00
	26 Feb 10	CUSIP 999599GH0 / ESH0	0 000000					
		SETTLEMENT DATE ON 02/25/10						
		MARK TO MARKET ADJUSTMENT TO GOLDMAN						
	26 Feb 10	FUT MAR 10 EMINI S&P 500	0 000	235 00	0 00	235 00	0 00	235 00
	1 Mar 10	CUSIP 999599GH0 / ESH0	0 000000					
		SETTLEMENT DATE ON 02/26/10						
		MARK TO MARKET ADJUSTMENT FROM GOLDMAN						

Portfolio Statement

1 JAN 10 31 DEC 10

Account Number: 2635546
 Account Name: ZZ FOREST LAWN FOUND SIG ASST A

Investment Transaction Detail

Trade Date	Security Description	Asset ID / Ticker	Shares/PAR	Price	Transaction Amount	Principal	Accrued Interest	Cost	Market	Translation	Total
------------	----------------------	-------------------	------------	-------	--------------------	-----------	------------------	------	--------	-------------	-------

Mark-to-Markets

1 Mar 10	FUT MAR 10 EMINI S&P 500	CUSIP 999599GH0 / ESH0	0 000	0 000000	1,680 00	0 00	0 00	0 00	1,680 00	0 00	1,680 00
2 Mar 10	SETTLEMENT DATE ON 03/01/10 MARK TO MARKET ADJUSTMENT FROM GOLDMAN										
2 Mar 10	FUT MAR 10 EMINI S&P 500	CUSIP 999599GH0 / ESH0	0 000	0 000000	420 00	0 00	0 00	0 00	420 00	0 00	420 00
3 Mar 10	SETTLEMENT DATE ON 03/02/10 MARK TO MARKET ADJUSTMENT FROM GOLDMAN										
3 Mar 10	FUT MAR 10 EMINI S&P 500	CUSIP 999599GH0 / ESH0	0 000	0 000000	180 00	0 00	0 00	0 00	180 00	0 00	180 00
4 Mar 10	SETTLEMENT DATE ON 03/03/10 MARK TO MARKET ADJUSTMENT FROM GOLDMAN										
4 Mar 10	FUT MAR 10 EMINI S&P 500	CUSIP 999599GH0 / ESH0	0 000	0 000000	555 00	0 00	0 00	0 00	555 00	0 00	555 00
5 Mar 10	SETTLEMENT DATE ON 03/04/10 MARK TO MARKET ADJUSTMENT FROM GOLDMAN										
5 Mar 10	FUT MAR 10 EMINI S&P 500	CUSIP 999599GH0 / ESH0	0 000	0 000000	2,130 00	0 00	0 00	0 00	2,130 00	0 00	2,130 00
8 Mar 10	SETTLEMENT DATE ON 03/05/10 MARK TO MARKET ADJUSTMENT FROM GOLDMAN										
8 Mar 10	FUT MAR 10 EMINI S&P 500	CUSIP 999599GH0 / ESH0	0 000	0 000000	90 00	0 00	0 00	0 00	90 00	0 00	90 00
9 Mar 10	SETTLEMENT DATE ON 03/08/10 MARK TO MARKET ADJUSTMENT FROM GOLDMAN										

Portfolio Statement

JAN 10 11 DEC 10

Account Number 2635348
Account Name ZFOREST LWN FOUND SIG ASST A

◆ Investment Transaction Detail

Trade Date	Security Description	Asset ID / Ticker	Shares/PAR	Price	Principal	Transaction Amount	Accrued Interest	Cost	Market	Translation	Total
------------	----------------------	-------------------	------------	-------	-----------	--------------------	------------------	------	--------	-------------	-------

Mark-to-Markets

9 Mar 10	FUT MAR 10 EMINI S&P 500	CUSIP 999599GH0 / ESH0	0 0000	0 0000	510 00	0 00	0 00	0 00	510 00	0 00	510 00
10 Mar 10	SETTLEMENT DATE ON 03/09/10 MARK TO MARKET ADJUSTMENT FROM GOLDMAN										
10 Mar 10	FUT MAR 10 EMINI S&P 500	CUSIP 999599GH0 / ESH0	0 000000	0 000000	780 00	0 00	0 00	0 00	780 00	0 00	780 00
11 Mar 10	SETTLEMENT DATE ON 03/10/10 MARK TO MARKET ADJUSTMENT FROM GOLDMAN										
11 Mar 10	FUT MAR 10 EMINI S&P 500	CUSIP 999599GH0 / ESH0	0 000000	0 000000	735 00	0 00	0 00	0 00	735 00	0 00	735 00
12 Mar 10	SETTLEMENT DATE ON 03/11/10 MARK TO MARKET ADJUSTMENT FROM GOLDMAN										
12 Mar 10	FUT MAR 10 EMINI S&P 500	CUSIP 999599GH0 / ESH0	0 000000	0 000000	105 00	0 00	0 00	0 00	105 00	0 00	105 00
15 Mar 10	SETTLEMENT DATE ON 03/12/10 MARK TO MARKET ADJUSTMENT FROM GOLDMAN										
15 Mar 10	FUT MAR 10 EMINI S&P 500	CUSIP 999599GH0 / ESH0	0 000000	0 000000	- 150 00	0 00	0 00	0 00	- 150 00	0 00	- 150 00
16 Mar 10	SETTLEMENT DATE ON 03/15/10 MARK TO MARKET ADJUSTMENT TO GOLDMAN										
16 Mar 10	FUT JUN 10 EMINI S&P 500	CUSIP 999599GH0 / ESM0	0 000000	0 000000	1,372 50	0 00	0 00	0 00	1,372 50	0 00	1,372 50
17 Mar 10	SETTLEMENT DATE ON 03/16/10 MARK TO MARKET ADJUSTMENT FROM GOLDMAN										

Portfolio Statement

1 JAN 10 3 1 DEC 10

Account Number 2635246
 Account Name ZFOREST LAWN FOUND SIG ASS'N

Investment Transaction Detail

Trade Date	Security Description	Asset ID / Ticker	Shares/PAR Price	Transaction Amount	Principal	Accrued Interest	Cost	Market	Realized Gain/Loss	Translation	Total
------------	----------------------	-------------------	------------------	--------------------	-----------	------------------	------	--------	--------------------	-------------	-------

Mark-to-Markets

16 Mar 10	FUT MAR 10 EMINI S&P 500	CUSIP 999599GH0 / ESH0	0 0000	0 00	0 00	0 00	0 00	0 00	0 00	0 00	0 00
17 Mar 10	SETTLEMENT DATE ON 03/16/10 MARK TO MARKET - NO CHANGE IN PRICE FROM GOLDMAN										
17 Mar 10	FUT JUN 10 EMINI S&P 500	CUSIP 999599GH0 / ESM0	0 000000	930 00	0 00	0 00	0 00	930 00	0 00	0 00	930 00
18 Mar 10	SETTLEMENT DATE ON 03/17/10 MARK TO MARKET ADJUSTMENT FROM GOLDMAN										
18 Mar 10	FUT JUN 10 EMINI S&P 500	CUSIP 999599GH0 / ESM0	0 000000	45 00	0 00	0 00	0 00	45 00	0 00	0 00	45 00
19 Mar 10	SETTLEMENT DATE ON 03/18/10 MARK TO MARKET ADJUSTMENT FROM GOLDMAN										
19 Mar 10	FUT JUN 10 EMINI S&P 500	CUSIP 999599GH0 / ESM0	0 000000	- 750 00	0 00	0 00	0 00	- 750 00	0 00	0 00	- 750 00
22 Mar 10	SETTLEMENT DATE ON 03/19/10 MARK TO MARKET ADJUSTMENT TO GOLDMAN										
22 Mar 10	FUT JUN 10 EMINI S&P 500	CUSIP 999599GH0 / ESM0	0 000000	855 00	0 00	0 00	0 00	855 00	0 00	0 00	855 00
23 Mar 10	SETTLEMENT DATE ON 03/22/10 MARK TO MARKET ADJUSTMENT FROM GOLDMAN										
23 Mar 10	FUT JUN 10 EMINI S&P 500	CUSIP 999599GH0 / ESM0	0 000000	1,140 00	0 00	0 00	0 00	1,140 00	0 00	0 00	1,140 00
24 Mar 10	SETTLEMENT DATE ON 03/23/10 MARK TO MARKET ADJUSTMENT FROM GOLDMAN										

Portfolio Statement

JAN 10 - 31 DEC 10

Account Name: Z FOREST LAWN FOUND SIG ASSTIA
Account Number: 2635348

◆ Investment Transaction Detail

Trade Date	Security Description	Asset ID / Ticker	Shares/PAR	Price	Principal	Transaction Amount	Accrued Interest	Cost	Market	Translation	Total
------------	----------------------	-------------------	------------	-------	-----------	--------------------	------------------	------	--------	-------------	-------

Mark-to-Markets

24 Mar 10	FUT JUN 10 EMINI S&P 500		0 000		- 750 00	0 00	0 00	0 00	- 750 00	0 00	- 750 00
25 Mar 10	CUSIP 999599GH0 / ESM0		0 000000								
	SETTLEMENT DATE ON 03/24/10										
	MARK TO MARKET ADJUSTMENT TO GOLDMAN										
25 Mar 10	FUT JUN 10 EMINI S&P 500		0 000		- 285 00	0 00	0 00	0 00	- 285 00	0 00	- 285 00
26 Mar 10	CUSIP 999599GH0 / ESM0		0 000000								
	SETTLEMENT DATE ON 03/25/10										
	MARK TO MARKET ADJUSTMENT TO GOLDMAN										
26 Mar 10	FUT JUN 10 EMINI S&P 500		0 000		120 00	0 00	0 00	0 00	120 00	0 00	120 00
29 Mar 10	CUSIP 999599GH0 / ESM0		0 000000								
	SETTLEMENT DATE ON 03/26/10										
	MARK TO MARKET ADJUSTMENT FROM GOLDMAN										
29 Mar 10	FUT JUN 10 EMINI S&P 500		0 000		795 00	0 00	0 00	0 00	795 00	0 00	795 00
30 Mar 10	CUSIP 999599GH0 / ESM0		0 000000								
	SETTLEMENT DATE ON 03/29/10										
	MARK TO MARKET ADJUSTMENT FROM GOLDMAN										
30 Mar 10	FUT JUN 10 EMINI S&P 500		0 000		90 00	0 00	0 00	0 00	90 00	0 00	90 00
31 Mar 10	CUSIP 999599GH0 / ESM0		0 000000								
	SETTLEMENT DATE ON 03/30/10										
	MARK TO MARKET ADJUSTMENT FROM GOLDMAN										
31 Mar 10	FUT JUN 10 EMINI S&P 500		0 000		- 630 00	0 00	0 00	0 00	- 630 00	0 00	- 630 00
1 Apr 10	CUSIP 999599GH0 / ESM0		0 000000								
	SETTLEMENT DATE ON 03/31/10										
	MARK TO MARKET ADJUSTMENT TO GOLDMAN										

Portfolio Statement

JAN 10 31 DEC 10

Account Number 2635348
 Account Name ZZFOREST LAWN FOUND SIG ASST A

◆ Investment Transaction Detail

Trade Date	Security Description	Asset ID / Ticker	Shares/PAR	Price	Principal	Transaction Amount	Accrued Interest	Cost	Market	Realized Gain/Loss	Translation	Total
------------	----------------------	-------------------	------------	-------	-----------	--------------------	------------------	------	--------	--------------------	-------------	-------

Mark-to-Markets

Equities												
1 Apr 10	FUT JUN 10 EMINI S&P 500		0 000		1,275 00		0 00	0 00	1,275 00	0 00		1,275 00
2 Apr 10	CUSIP 999599GH0 / ESMO		0 000000									
	SETTLEMENT DATE ON 04/01/10 MARK TO MARKET ADJUSTMENT FROM GOLDMAN											
2 Apr 10	FUT JUN 10 EMINI S&P 500		0 000		7 50		0 00	0 00	7 50	0 00		7 50
5 Apr 10	CUSIP 999599GH0 / ESMO		0 000000									
	SETTLEMENT DATE ON 04/02/10 MARK TO MARKET ADJUSTMENT FROM GOLDMAN											
5 Apr 10	FUT JUN 10 EMINI S&P 500		0 000		1,402 50		0 00	0 00	1,402 50	0 00		1,402 50
6 Apr 10	CUSIP 999599GH0 / ESMO		0 000000									
	SETTLEMENT DATE ON 04/05/10 MARK TO MARKET ADJUSTMENT FROM GOLDMAN											
6 Apr 10	FUT JUN 10 EMINI S&P 500		0 000		405 00		0 00	0 00	405 00	0 00		405 00
7 Apr 10	CUSIP 999599GH0 / ESMO		0 000000									
	SETTLEMENT DATE ON 04/06/10 MARK TO MARKET ADJUSTMENT FROM GOLDMAN											
7 Apr 10	FUT JUN 10 EMINI S&P 500		0 000		- 1,020 00		0 00	0 00	- 1,020 00	0 00		- 1,020 00
8 Apr 10	CUSIP 999599GH0 / ESMO		0 000000									
	SETTLEMENT DATE ON 04/07/10 MARK TO MARKET ADJUSTMENT TO GOLDMAN											
8 Apr 10	FUT JUN 10 EMINI S&P 500		0 000		705 00		0 00	0 00	705 00	0 00		705 00
9 Apr 10	CUSIP 999599GH0 / ESMO		0 000000									
	SETTLEMENT DATE ON 04/08/10 MARK TO MARKET ADJUSTMENT FROM GOLDMAN											

Portfolio Statement

1 JAN 10 31 DEC 10

Account number 2635346
 Account Name ZFOREST LAWN FOUND SIG ASST A

Investment Transaction Detail

Trade Date	Security Description	Shares/PAR Price	Transaction Amount	Cost	Market	Realized Gain/Loss	Total
Settle Date	Asset ID / Ticker		Principal	Accrued Interest			
Trade Status	Broker / Commission Narrative						

Mark-to-Markets

9 Apr 10	FUT JUN 10 EMINI S&P 500	0 000	1,335 00	0 00	1,335 00	0 00	1,335 00
12 Apr 10	CUSIP 999599GH0 / ESMO	0 000000					
	SETTLEMENT DATE ON 04/09/10						
	MARK TO MARKET ADJUSTMENT FROM GOLDMAN						
12 Apr 10	FUT JUN 10 EMINI S&P 500	0 000	0 00	0 00	0 00	0 00	0 00
13 Apr 10	CUSIP 999599GH0 / ESMO	0 000000					
	SETTLEMENT DATE ON 04/12/10						
	MARK TO MARKET - NO CHANGE IN PRICE FROM GOLDMAN						
13 Apr 10	FUT JUN 10 EMINI S&P 500	0 000	75 00	0 00	75 00	0 00	75 00
14 Apr 10	CUSIP 999599GH0 / ESMO	0 000000					
	SETTLEMENT DATE ON 04/13/10						
	MARK TO MARKET ADJUSTMENT FROM GOLDMAN						
14 Apr 10	FUT JUN 10 EMINI S&P 500	0 000	2,025 00	0 00	2,025 00	0 00	2,025 00
15 Apr 10	CUSIP 999599GH0 / ESMO	0 000000					
	SETTLEMENT DATE ON 04/14/10						
	MARK TO MARKET ADJUSTMENT FROM GOLDMAN						
15 Apr 10	FUT JUN 10 EMINI S&P 500	0 000	285 00	0 00	285 00	0 00	285 00
16 Apr 10	CUSIP 999599GH0 / ESMO	0 000000					
	SETTLEMENT DATE ON 04/15/10						
	MARK TO MARKET ADJUSTMENT FROM GOLDMAN						
16 Apr 10	FUT JUN 10 EMINI S&P 500	0 000	- 2,730 00	0 00	- 2,730 00	0 00	- 2,730 00
19 Apr 10	CUSIP 999599GH0 / ESMO	0 000000					
	SETTLEMENT DATE ON 04/16/10						
	MARK TO MARKET ADJUSTMENT TO GOLDMAN						

Portfolio Statement

JAN 10 31 DEC 10

Account number 263246
Account Name ZFOREST LAWN FOUND SIG ASSN A

Investment Transaction Detail

Trade Date	Security Description	Asset ID / Ticker	Shares/PAR	Transaction Amount	Realized Gain/Loss	Market	Translation	Total
Settle Date	Broker / Commission	Narrative	Price	Principal	Accrued Interest	Cost		

Mark-to-Markets

Equities

19 Apr 10	FUT JUN 10 EMINI S&P 500	CUSIP 999599GH0 / ESM0	0 0000	795 00	0 00	0 00	0 00	795 00
20 Apr 10			0 000000					
	SETTLEMENT DATE ON 04/19/10 MARK TO MARKET ADJUSTMENT FROM GOLDMAN							
20 Apr 10	FUT JUN 10 EMINI S&P 500	CUSIP 999599GH0 / ESM0	0 0000	1,470 00	0 00	0 00	0 00	1,470 00
21 Apr 10			0 000000					
	SETTLEMENT DATE ON 04/20/10 MARK TO MARKET ADJUSTMENT FROM GOLDMAN							
21 Apr 10	FUT JUN 10 EMINI S&P 500	CUSIP 999599GH0 / ESM0	0 0000	- 750 00	0 00	0 00	0 00	- 750 00
22 Apr 10			0 000000					
	SETTLEMENT DATE ON 04/21/10 MARK TO MARKET ADJUSTMENT TO GOLDMAN							
22 Apr 10	FUT JUN 10 EMINI S&P 500	CUSIP 999599GH0 / ESM0	0 0000	195 00	0 00	0 00	0 00	195 00
23 Apr 10			0 000000					
	SETTLEMENT DATE ON 04/22/10 MARK TO MARKET ADJUSTMENT FROM GOLDMAN							
23 Apr 10	FUT JUN 10 EMINI S&P 500	CUSIP 999599GH0 / ESM0	0 0000	1,590 00	0 00	0 00	0 00	1,590 00
26 Apr 10			0 000000					
	SETTLEMENT DATE ON 04/23/10 MARK TO MARKET ADJUSTMENT FROM GOLDMAN							
26 Apr 10	FUT JUN 10 EMINI S&P 500	CUSIP 999599GH0 / ESM0	0 0000	- 615 00	0 00	0 00	0 00	- 615 00
27 Apr 10			0 000000					
	SETTLEMENT DATE ON 04/26/10 MARK TO MARKET ADJUSTMENT TO GOLDMAN							

Portfolio Statement

Account Number: 2655346
 Account Name: ZFOREST LAWN FOUND SIG ASST A

1 JAN 10 31 DEC 10

Investment Transaction Detail

Trade Date	Security Description	Asset ID / Ticker	Shares/PAR Price	Transaction Amount	Principal	Accrued Interest	Cost	Market	Realized Gain/Loss	Translation	Total
------------	----------------------	-------------------	------------------	--------------------	-----------	------------------	------	--------	--------------------	-------------	-------

Mark-to-Markets

27 Apr 10	FUT JUN 10 EMINI S&P 500	CUSIP 999599GH0 / ESM0	0.000	- 4,080.00	0.00	0.00	0.00	- 4,080.00	0.00	0.00	- 4,080.00
28 Apr 10			0.000000								
	SETTLEMENT DATE ON 04/27/10 MARK TO MARKET ADJUSTMENT TO GOLDMAN										
28 Apr 10	FUT JUN 10 EMINI S&P 500	CUSIP 999599GH0 / ESM0	0.000	1,365.00	0.00	0.00	0.00	1,365.00	0.00	0.00	1,365.00
29 Apr 10			0.000000								
	SETTLEMENT DATE ON 04/28/10 MARK TO MARKET ADJUSTMENT FROM GOLDMAN										
29 Apr 10	FUT JUN 10 EMINI S&P 500	CUSIP 999599GH0 / ESM0	0.000	2,280.00	0.00	0.00	0.00	2,280.00	0.00	0.00	2,280.00
30 Apr 10			0.000000								
	SETTLEMENT DATE ON 04/29/10 MARK TO MARKET ADJUSTMENT FROM GOLDMAN										
30 Apr 10	FUT JUN 10 EMINI S&P 500	CUSIP 999599GH0 / ESM0	0.000	- 3,382.50	0.00	0.00	0.00	- 3,382.50	0.00	0.00	- 3,382.50
3 May 10			0.000000								
	SETTLEMENT DATE ON 04/30/10 MARK TO MARKET ADJUSTMENT TO GOLDMAN										
Total United States - USD				8,635.00	0.00	0.00	0.00	8,635.00	0.00	0.00	8,635.00
Total equity derivatives - futures				8,635.00	0.00	0.00	0.00	8,635.00	0.00	0.00	8,635.00
Total equities				8,635.00	0.00	0.00	0.00	8,635.00	0.00	0.00	8,635.00
Total mark-to-markets			0.00	8,635.00	0.00	0.00	0.00	8,635.00	0.00	0.00	8,635.00

Portfolio Statement

JAN 10 11 DEC 10

Account Name: ZFOREST LAWN FOUND SIG ASST A
Account Number: 2635348

Investment Transaction Detail

Trade Date	Security Description	Asset ID / Ticker	Shares/PA	Price	Principal	Accrued Interest	Cost	Market	Realized Gain/Loss	Total
------------	----------------------	-------------------	-----------	-------	-----------	------------------	------	--------	--------------------	-------

Sales

Other Assets

Miscellaneous

United States - USD

4 Jan 10	&&& CASH MARGIN REQUIREMENT ON FINANCIAL FUTURES (COLLATERAL) HELD ELSEWHERE	CUSIP 999990A4 / RECEIVED FROM GOLDMAN REPRESENTING CASH COLLATERAL ON FINANCIAL FUTURES	- 94,500,000	0.000000	94,500.00	0.00	- 94,500.00	0.00	0.00	0.00
4 Jan 10	Settled									
1 Mar 10	&&& CASH MARGIN REQUIREMENT ON FINANCIAL FUTURES (COLLATERAL) HELD ELSEWHERE	CUSIP 999990A4 / RECEIVED FROM GOLDMAN REPRESENTING CASH COLLATERAL ON FINANCIAL FUTURES	- 31,500,000	0.000000	31,500.00	0.00	- 31,500.00	0.00	0.00	0.00
1 Mar 10	Settled									
4 May 10	&&& CASH MARGIN REQUIREMENT ON FINANCIAL FUTURES (COLLATERAL) HELD ELSEWHERE	CUSIP 999990A4 / RECEIVED FROM GOLDMAN REPRESENTING CASH COLLATERAL ON FINANCIAL FUTURES	- 13,500,000	0.000000	13,500.00	0.00	- 13,500.00	0.00	0.00	0.00
4 May 10	Settled									
Total United States - USD					139,500.00	0.00	- 139,500.00	0.00	0.00	0.00
Total miscellaneous					139,500.00	0.00	- 139,500.00	0.00	0.00	0.00
Total other assets					139,500.00	0.00	- 139,500.00	0.00	0.00	0.00
Total sales					139,500.00	0.00	- 139,500.00	0.00	0.00	0.00
Total transactions					148,069.74	0.00	- 139,500.00	8,569.74	0.00	8,569.74