



See a Social Security Number? Say Something!  
Report Privacy Problems to <https://public.resource.org/privacy>  
Or call the IRS Identity Theft Hotline at 1-800-908-4490



**Return of Private Foundation  
or Section 4947(a)(1) Nonexempt Charitable Trust  
Treated as a Private Foundation**

**2010**

Department of the Treasury  
Internal Revenue Service

*Note.* The foundation may be able to use a copy of this return to satisfy state reporting requirements

**For calendar year 2010, or tax year beginning** \_\_\_\_\_, **2010, and ending** \_\_\_\_\_

**G** Check all that apply:  Initial return  Initial Return of a former public charity  Final return  
 Amended return  Address change  Name change

Wentworth Foundation  
107 SE Grand Ave  
Portland, OR 97214

**A** Employer identification number  
93-6024043

**B** Telephone number (see the instructions)  
503-232-2000

**C** If exemption application is pending, check here

**D** 1 Foreign organizations, check here   
2 Foreign organizations meeting the 85% test, check here and attach computation

**E** If private foundation status was terminated under section 507(b)(1)(A), check here


**F** If the foundation is in a 60-month termination under section 507(b)(1)(B), check here

**H** Check type of organization:  Section 501(c)(3) exempt private foundation  
 Section 4947(a)(1) nonexempt charitable trust  Other taxable private foundation

**I** Fair market value of all assets at end of year (from Part II, column (c), line 16)  
▶ \$ 1,341,147.

**J** Accounting method:  Cash  Accrual  
 Other (specify) \_\_\_\_\_  
(Part I, column (d) must be on cash basis.)

| <b>Part I Analysis of Revenue and Expenses</b> (The total of amounts in columns (b), (c), and (d) may not necessarily equal the amounts in column (a) (see the instructions).) |   | (a) Revenue and expenses per books | (b) Net investment income | (c) Adjusted net income | (d) Disbursements for charitable purposes (cash basis only) |
|--|---|------------------------------------|---------------------------|-------------------------|---|
| <b>REVENUE</b>   | <b>1</b> Contributions, gifts, grants, etc, received (att sch)                        |                                    |                           |                         |   |
|  | <b>2</b> Ck <input checked="" type="checkbox"/> if the foundn is not req to att Sch B |                                    |                           |                         |   |
|  | <b>3</b> Interest on savings and temporary cash investments                           |                                    |                           |                         |   |
|  | <b>4</b> Dividends and interest from securities                                       | 27,424.                            | 27,424.                   | 27,424.                 |   |
|  | <b>5a</b> Gross rents   |                                    |                           |                         |   |
|  | <b>b</b> Net rental income or (loss)  |                                    |                           |                         |   |
|  | <b>6a</b> Net gain/(loss) from sale of assets not on line 10                          | 46,954.                            |                           |                         |   |
|  | <b>b</b> Gross sales price for all assets on line 6a                                  | 459,123.                           |                           |                         |   |
|  | <b>7</b> Capital gain net income (from Part IV, line 2)                               |                                    | 46,954.                   |                         |   |
|  | <b>8</b> Net short-term capital gain  |                                    |                           | 0.                      |   |
|  | <b>9</b> Income modifications   |                                    |                           |                         |   |
|  | <b>10a</b> Gross sales less returns and allowances                                    |                                    |                           |                         |   |
| <b>b</b> Less Cost of goods sold   |   |                                    |                           |                         |   |
| <b>c</b> Gross profit/(loss) (att sch)   |   |                                    |                           |                         |   |
| <b>11</b> Other income (attach schedule)   |   |                                    |                           |                         |   |
| <b>12 Total.</b> Add lines 1 through 11  | 74,378.   | 74,378.                            | 27,424.                   |                         |   |
| <b>ADMINISTRATIVE AND EXPENSES</b>   | <b>13</b> Compensation of officers, directors, trustees, etc                          | 0.                                 |                           |                         |   |
|  | <b>14</b> Other employee salaries and wages   |                                    |                           |                         |   |
|  | <b>15</b> Pension plans, employee benefits  |                                    |                           |                         |   |
|  | <b>16a</b> Legal fees (attach schedule)   |                                    |                           |                         |   |
|  | <b>b</b> Accounting fees (attach sch) See St 1  | 9,912.                             |                           |                         |   |
|  | <b>c</b> Other prof fees (attach sch) See St 2  | 6,147.                             |                           |                         |   |
|  | <b>17</b> Interest  |                                    |                           |                         |   |
|  | <b>18</b> Taxes (attach schedule) See Stm 3   | 263.                               |                           |                         |   |
|  | <b>19</b> Depreciation (attach sch) and depletion                                     |                                    |                           |                         |   |
|  | <b>20</b> Occupancy   |                                    |                           |                         |   |
|  | <b>21</b> Travel, conferences, and meetings   |                                    |                           |                         |   |
|  | <b>22</b> Printing and publications   |                                    |                           |                         |   |
| <b>23</b> Other expenses (attach schedule) See Statement 4   | 145.  | 15.                                | 15.                       | 130.                    |   |
| <b>24 Total operating and administrative expenses.</b> Add lines 13 through 23   | 16,467.   | 16,337.                            | 15.                       | 130.                    |   |
| <b>25</b> Contributions, gifts, grants paid Stmt 5   | 58,850.   |                                    |                           | 58,850.                 |   |
| <b>26 Total expenses and disbursements.</b> Add lines 24 and 25  | 75,317.   | 16,337.                            | 15.                       | 58,980.                 |   |
| <b>27 Subtract line 26 from line 12:</b>   |   |                                    |                           |                         |   |
| <b>a Excess of revenue over expenses and disbursements</b>   | -939.   |                                    |                           |                         |   |
| <b>b Net investment income</b> (if negative, enter -0-)  |   | 58,041.                            |                           |                         |   |
| <b>c Adjusted net income</b> (if negative, enter -0-)  |   |                                    | 27,409.                   |                         |   |



SCANNED SEP 30 2011

*gjm*

7

| Part II Balance Sheets      |  | Attached schedules and amounts in the description column should be for end-of-year amounts only (See instructions)          |                |                       |            |
|-----------------------------|--|---|----------------|-----------------------|------------|
|                             |  | Beginning of year   | End of year    |                       |            |
|                             |  | (a) Book Value  | (b) Book Value | (c) Fair Market Value |            |
| ASSETS                      | 1  | Cash — non-interest-bearing   | 31,120.        | 12,644.               | 12,644.    |
|                             | 2  | Savings and temporary cash investments  | 19,727.        | 24,849.               | 24,849.    |
|                             | 3  | Accounts receivable   |                |                       |            |
|                             |  | Less: allowance for doubtful accounts   |                |                       |            |
|                             | 4  | Pledges receivable  |                |                       |            |
|                             |  | Less: allowance for doubtful accounts   |                |                       |            |
|                             | 5  | Grants receivable   |                |                       |            |
|                             | 6  | Receivables due from officers, directors, trustees, and other disqualified persons (attach schedule) (see the instructions) |                |                       |            |
|                             | 7  | Other notes and loans receivable (attach sch)   |                |                       |            |
|                             |  | Less: allowance for doubtful accounts   |                |                       |            |
|                             | 8  | Inventories for sale or use   |                |                       |            |
|                             | 9  | Prepaid expenses and deferred charges   |                |                       |            |
|                             | 10a  | Investments — U.S. and state government obligations (attach schedule)   |                |                       |            |
|                             | b  | Investments — corporate stock (attach schedule)   | 1,124,118.     | 1,119,430.            | 1,303,654. |
|                             | c  | Investments — corporate bonds (attach schedule)   |                |                       |            |
|                             | 11   | Investments — land, buildings, and equipment basis  |                |                       |            |
|                             | Less: accumulated depreciation (attach schedule)   |   |                |                       |            |
| 12                          | Investments — mortgage loans   |   |                |                       |            |
| 13                          | Investments — other (attach schedule)  |   |                |                       |            |
| 14                          | Land, buildings, and equipment basis   |   |                |                       |            |
|                             | Less: accumulated depreciation (attach schedule)   |   |                |                       |            |
| 15                          | Other assets (describe)  |   |                |                       |            |
| 16                          | <b>Total assets</b> (to be completed by all filers — see instructions. Also, see page 1, item I)   | 1,174,965.  | 1,156,923.     | 1,341,147.            |            |
| LIABILITIES                 | 17   | Accounts payable and accrued expenses   |                |                       |            |
|                             | 18   | Grants payable  |                |                       |            |
|                             | 19   | Deferred revenue  |                |                       |            |
|                             | 20   | Loans from officers, directors, trustees, & other disqualified persons  |                |                       |            |
|                             | 21   | Mortgages and other notes payable (attach schedule)   |                |                       |            |
|                             | 22   | Other liabilities (describe)  |                |                       |            |
|                             | 23   | <b>Total liabilities</b> (add lines 17 through 22)  | 0.             | 0.                    |            |
| NET ASSETS OR FUND BALANCES | Foundations that follow SFAS 117, check here and complete lines 24 through 26 and lines 30 and 31. |   |                |                       |            |
|                             | 24   | Unrestricted  |                |                       |            |
|                             | 25   | Temporarily restricted  |                |                       |            |
|                             | 26   | Permanently restricted  |                |                       |            |
|                             | Foundations that do not follow SFAS 117, check here and complete lines 27 through 31.              |   |                |                       |            |
|                             | 27   | Capital stock, trust principal, or current funds  |                |                       |            |
|                             | 28   | Paid-in or capital surplus, or land, building, and equipment fund   |                |                       |            |
|                             | 29   | Retained earnings, accumulated income, endowment, or other funds  | 1,174,965.     | 1,156,923.            |            |
| 30                          | <b>Total net assets or fund balances</b> (see the instructions)                                    | 1,174,965.  | 1,156,923.     |                       |            |
| 31                          | <b>Total liabilities and net assets/fund balances</b> (see the instructions)                       | 1,174,965.  | 1,156,923.     |                       |            |

Part III Analysis of Changes in Net Assets or Fund Balances

|   |  |   |            |
|---|--|---|------------|
| 1 | Total net assets or fund balances at beginning of year — Part II, column (a), line 30 (must agree with end-of-year figure reported on prior year's return) | 1 | 1,174,965. |
| 2 | Enter amount from Part I, line 27a   | 2 | -939.      |
| 3 | Other increases not included in line 2 (itemize)   | 3 |            |
| 4 | Add lines 1, 2, and 3  | 4 | 1,174,026. |
| 5 | Decreases not included in line 2 (itemize) <b>See Statement 6</b>  | 5 | 17,103.    |
| 6 | <b>Total net assets or fund balances at end of year (line 4 minus line 5) — Part II, column (b), line 30</b>   | 6 | 1,156,923. |

**Part IV Capital Gains and Losses for Tax on Investment Income**

(a) List and describe the kind(s) of property sold (e.g., real estate, 2-story brick warehouse; or common stock, 200 shares MLC Company)

(b) How acquired  
P - Purchase  
D - Donation

(c) Date acquired  
(month, day, year)

(d) Date sold  
(month, day, year)

|   |   |         |          |
|---|---|---------|----------|
| <b>1a Schwab Capital Gain Distributions</b> | P | Various | 12/31/10 |
| <b>b sch attached RBC - ST</b>              | P | Various | Various  |
| <b>c sch attached RBC - LT</b>              | P | Various | Various  |
| <b>d sch attached Schwab - ST</b>           | P | Various | Various  |
| <b>e sch attached Schwab - LT</b>           | P | Various | Various  |

| (e) Gross sales price | (f) Depreciation allowed (or allowable) | (g) Cost or other basis plus expense of sale | (h) Gain or (loss) (e) plus (f) minus (g) |
|-----------------------|---|--|---|
| a 462.                |   |  | 462.                                      |
| b                     |   | 1.   | -1.                                       |
| c 85,658.             |   | 75,722.                                      | 9,936.                                    |
| d 38,694.             |   | 42,464.                                      | -3,770.                                   |
| e 334,309.            |   | 293,982.                                     | 40,327.                                   |

Complete only for assets showing gain in column (h) and owned by the foundation on 12/31/69

| (i) Fair Market Value as of 12/31/69 | (j) Adjusted basis as of 12/31/69 | (k) Excess of column (i) over column (j), if any | (l) Gains (Column (h) gain minus column (k), but not less than -0-) or Losses (from column (h)) |
|--------------------------------------|-----------------------------------|--|---|
| a                                    |                                   |  | 462.  |
| b                                    |                                   |  | -1.   |
| c                                    |                                   |  | 9,936.  |
| d                                    |                                   |  | -3,770.   |
| e                                    |                                   |  | 40,327.   |

|  |          |         |
|--|----------|---------|
| <b>2</b> Capital gain net income or (net capital loss). <span style="float:right">[ If gain, also enter in Part I, line 7<br/>If (loss), enter -0- in Part I, line 7 ]</span>  | <b>2</b> | 46,954. |
| <b>3</b> Net short-term capital gain or (loss) as defined in sections 1222(5) and (6).<br><span style="float:right">[ If gain, also enter in Part I, line 8, column (c) (see the instructions) If (loss), enter -0- in Part I, line 8 ]</span> | <b>3</b> | -3,309. |

**Part V Qualification Under Section 4940(e) for Reduced Tax on Net Investment Income**

(For optional use by domestic private foundations subject to the section 4940(a) tax on net investment income.)

N/A

If section 4940(d)(2) applies, leave this part blank

Was the foundation liable for the section 4942 tax on the distributable amount of any year in the base period?  Yes  No

If 'Yes,' the foundation does not qualify under section 4940(e). Do not complete this part.

**1** Enter the appropriate amount in each column for each year; see the instructions before making any entries.

| (a) Base period years Calendar year (or tax year beginning in) | (b) Adjusted qualifying distributions | (c) Net value of noncharitable-use assets | (d) Distribution ratio (column (b) divided by column (c)) |
|--|---------------------------------------|---|---|
| 2009   |                                       |   |   |
| 2008   |                                       |   |   |
| 2007   |                                       |   |   |
| 2006   |                                       |   |   |
| 2005   |                                       |   |   |

|   |          |  |
|---|----------|--|
| <b>2</b> Total of line 1, column (d)  | <b>2</b> |  |
| <b>3</b> Average distribution ratio for the 5-year base period - divide the total on line 2 by 5, or by the number of years the foundation has been in existence if less than 5 years | <b>3</b> |  |
| <b>4</b> Enter the net value of noncharitable-use assets for 2010 from Part X, line 5   | <b>4</b> |  |
| <b>5</b> Multiply line 4 by line 3  | <b>5</b> |  |
| <b>6</b> Enter 1% of net investment income (1% of Part I, line 27b)   | <b>6</b> |  |
| <b>7</b> Add lines 5 and 6  | <b>7</b> |  |
| <b>8</b> Enter qualifying distributions from Part XII, line 4   | <b>8</b> |  |

If line 8 is equal to or greater than line 7, check the box in Part VI, line 1b, and complete that part using a 1% tax rate See the Part VI instructions

Part VI Excise Tax Based on Investment Income (Section 4940(a), 4940(b), 4940(e), or 4948 - see the instructions)

Table with 11 rows for excise tax calculation. Includes sub-rows for credits (6a-6d) and a 'Refunded' section. Values include 1,161 and 10.

Part VII A Statements Regarding Activities

Table with 10 rows of activity statements and a Yes/No grid. Questions cover political activities, unrelated business income, and substantial contributors.

**Part VIIA Statements Regarding Activities (Continued)**

|    |  |    |     |    |
|----|--|----|-----|----|
| 11 | At any time during the year, did the foundation, directly or indirectly, own a controlled entity within the meaning of section 512(b)(13)? If 'Yes', attach schedule (see instructions)  | 11 |     | X  |
| 12 | Did the foundation acquire a direct or indirect interest in any applicable insurance contract before August 17, 2008?  | 12 |     | X  |
| 13 | Did the foundation comply with the public inspection requirements for its annual returns and exemption application?<br>Website address <span style="float:right">▶ N/A</span>  | 13 | X   |    |
| 14 | The books are in care of ▶ <u>Maurice R. Williams</u> Telephone no. ▶ <u>503-228-5277</u><br>Located at ▶ <u>230 NW 10th Ave Portland OR</u> ZIP + 4 ▶ <u>97209</u>  |    |     |    |
| 15 | Section 4947(a)(1) nonexempt charitable trusts filing Form 990-PF in lieu of Form 1041 – Check here and enter the amount of tax-exempt interest received or accrued during the year <span style="float:right">▶ 15</span> N/A ▶ <input type="checkbox"/> N/A   |    |     |    |
| 16 | At any time during calendar year 2010, did the foundation have an interest in or a signature or other authority over a bank, securities, or other financial account in a foreign country?<br>See the instructions for exceptions and filing requirements for Form TD F 90-22.1 If 'Yes,' enter the name of the foreign country ▶ | 16 | Yes | No |
|    |  |    |     | X  |

**Part VII B Statements Regarding Activities for Which Form 4720 May Be Required**

File Form 4720 if any item is checked in the 'Yes' column, unless an exception applies.

|     |   | Yes | No  |
|-----|---|-----|-----|
| 1a  | During the year did the foundation (either directly or indirectly):   |     |     |
| (1) | Engage in the sale or exchange, or leasing of property with a disqualified person? <input type="checkbox"/> Yes <input checked="" type="checkbox"/> No  |     |     |
| (2) | Borrow money from, lend money to, or otherwise extend credit to (or accept it from) a disqualified person? <input type="checkbox"/> Yes <input checked="" type="checkbox"/> No  |     |     |
| (3) | Furnish goods, services, or facilities to (or accept them from) a disqualified person? <input type="checkbox"/> Yes <input checked="" type="checkbox"/> No  |     |     |
| (4) | Pay compensation to, or pay or reimburse the expenses of, a disqualified person? <input type="checkbox"/> Yes <input checked="" type="checkbox"/> No  |     |     |
| (5) | Transfer any income or assets to a disqualified person (or make any of either available for the benefit or use of a disqualified person)? <input type="checkbox"/> Yes <input checked="" type="checkbox"/> No   |     |     |
| (6) | Agree to pay money or property to a government official? (Exception. Check 'No' if the foundation agreed to make a grant to or to employ the official for a period after termination of government service, if terminating within 90 days.) <input type="checkbox"/> Yes <input checked="" type="checkbox"/> No   |     |     |
| b   | If any answer is 'Yes' to 1a(1)-(6), did any of the acts fail to qualify under the exceptions described in Regulations section 53.4941(d)-3 or in a current notice regarding disaster assistance (see the instructions)? Organizations relying on a current notice regarding disaster assistance check here <input type="checkbox"/>  | 1b  | N/A |
| c   | Did the foundation engage in a prior year in any of the acts described in 1a, other than excepted acts, that were not corrected before the first day of the tax year beginning in 2010?   | 1c  | X   |
| 2   | Taxes on failure to distribute income (section 4942) (does not apply for years the foundation was a private operating foundation defined in section 4942(j)(3) or 4942(j)(5))   |     |     |
| a   | At the end of tax year 2010, did the foundation have any undistributed income (lines 6d and 6e, Part XIII) for tax year(s) beginning before 2010? <input type="checkbox"/> Yes <input checked="" type="checkbox"/> No<br>If 'Yes,' list the years ▶ 20__ , 20__ , 20__ , 20__   |     |     |
| b   | Are there any years listed in 2a for which the foundation is <b>not</b> applying the provisions of section 4942(a)(2) (relating to incorrect valuation of assets) to the year's undistributed income? (If applying section 4942(a)(2) to all years listed, answer 'No' and attach statement – see the instructions )  | 2b  | N/A |
| c   | If the provisions of section 4942(a)(2) are being applied to any of the years listed in 2a, list the years here ▶ 20__ , 20__ , 20__ , 20__   |     |     |
| 3a  | Did the foundation hold more than a 2% direct or indirect interest in any business enterprise at any time during the year? <input type="checkbox"/> Yes <input checked="" type="checkbox"/> No  |     |     |
| b   | If 'Yes,' did it have excess business holdings in 2010 as a result of (1) any purchase by the foundation or disqualified persons after May 26, 1969, (2) the lapse of the 5-year period (or longer period approved by the Commissioner under section 4943(c)(7)) to dispose of holdings acquired by gift or bequest; or (3) the lapse of the 10-, 15-, or 20-year first phase holding period? (Use Schedule C, Form 4720, to determine if the foundation had excess business holdings in 2010.) | 3b  | N/A |
| 4a  | Did the foundation invest during the year any amount in a manner that would jeopardize its charitable purposes?   | 4a  | X   |
| b   | Did the foundation make any investment in a prior year (but after December 31, 1969) that could jeopardize its charitable purpose that had not been removed from jeopardy before the first day of the tax year beginning in 2010?   | 4b  | X   |

**Part VII-B** Statements Regarding Activities for Which Form 4720 May Be Required (continued)

5a During the year did the foundation pay or incur any amount to:

- (1) Carry on propaganda, or otherwise attempt to influence legislation (section 4945(e))?  Yes  No
- (2) Influence the outcome of any specific public election (see section 4955); or to carry on, directly or indirectly, any voter registration drive?  Yes  No
- (3) Provide a grant to an individual for travel, study, or other similar purposes?  Yes  No
- (4) Provide a grant to an organization other than a charitable, etc., organization described in section 509(a)(1), (2), or (3), or section 4940(d)(2)? (see instructions)  Yes  No
- (5) Provide for any purpose other than religious, charitable, scientific, literary, or educational purposes, or for the prevention of cruelty to children or animals?  Yes  No

b If any answer is 'Yes' to 5a(1)-(5), did any of the transactions fail to qualify under the exceptions described in Regulations section 53.4945 or in a current notice regarding disaster assistance (see instructions)?

Organizations relying on a current notice regarding disaster assistance check here

c If the answer is 'Yes' to question 5a(4), does the foundation claim exemption from the tax because it maintained expenditure responsibility for the grant? N/A  Yes  No

If 'Yes,' attach the statement required by Regulations section 53.4945-5(d).

6a Did the foundation, during the year, receive any funds, directly or indirectly, to pay premiums on a personal benefit contract?  Yes  No

b Did the foundation, during the year, pay premiums, directly or indirectly, on a personal benefit contract?

If 'Yes' to 6b, file Form 8870

7a At any time during the tax year, was the foundation a party to a prohibited tax shelter transaction?  Yes  No

b If yes, did the foundation receive any proceeds or have any net income attributable to the transaction? N/A

|    |     |   |
|----|-----|---|
|    |     |   |
| 5b | N/A |   |
| 6b |     | X |
| 7b |     |   |

**Part VIII** Information About Officers, Directors, Trustees, Foundation Managers, Highly Paid Employees, and Contractors

1 List all officers, directors, trustees, foundation managers and their compensation (see instructions).

| (a) Name and address  | (b) Title and average hours per week devoted to position | (c) Compensation (If not paid, enter -0-) | (d) Contributions to employee benefit plans and deferred compensation | (e) Expense account, other allowances |
|---|--|---|---|---------------------------------------|
| GREGORY T. WENTWORTH<br>107 S.E. GRAND AVE.<br>PORTLAND, OR 97214 | PRESIDENT<br>0   | 0.  | 0.  | 0.                                    |
| SCOTT WENTWORTH<br>650 Sand Ave<br>EUGENE, OR 97401               | VICE-PRESIDE<br>0  | 0.  | 0.  | 0.                                    |
| MAURICE R WILLIAMS<br>230 N.W. TENTH AVE.<br>PORTLAND, OR 97209   | SECRETARY<br>0   | 0.  | 0.  | 0.                                    |
| ROBERT C WENTWORTH<br>107 S.E. GRAND AVE.<br>PORTLAND, OR 97214   | TREASURER<br>0   | 0.  | 0.  | 0.                                    |

2 Compensation of five highest-paid employees (other than those included on line 1— see instructions). If none, enter 'NONE.'

| (a) Name and address of each employee paid more than \$50,000 | (b) Title and average hours per week devoted to position | (c) Compensation | (d) Contributions to employee benefit plans and deferred compensation | (e) Expense account, other allowances |
|---|--|------------------|---|---------------------------------------|
| None  |  |                  |   |                                       |
|   |  |                  |   |                                       |
|   |  |                  |   |                                       |
|   |  |                  |   |                                       |
|   |  |                  |   |                                       |

Total number of other employees paid over \$50,000

0

**Part VIII** Information About Officers, Directors, Trustees, Foundation Managers, Highly Paid Employees, and Contractors (continued)

**3** Five highest-paid independent contractors for professional services (see instructions). If none, enter 'NONE'.

| (a) Name and address of each person paid more than \$50,000                     | (b) Type of service | (c) Compensation |
|---|---------------------|------------------|
| None<br>-----   |                     |                  |
| -----   |                     |                  |
| -----   |                     |                  |
| -----   |                     |                  |
| -----   |                     |                  |
| -----   |                     |                  |
| <b>Total</b> number of others receiving over \$50,000 for professional services |                     | <b>0</b>         |

**Part IX-A** Summary of Direct Charitable Activities

| List the foundation's four largest direct charitable activities during the tax year. Include relevant statistical information such as the number of organizations and other beneficiaries served, conferences convened, research papers produced, etc. | Expenses |
|--|----------|
| 1 N/A<br>-----   |          |
| 2<br>-----   |          |
| 3<br>-----   |          |
| 4<br>-----   |          |

**Part IX-B** Summary of Program-Related Investments (see instructions)

| Describe the two largest program-related investments made by the foundation during the tax year on lines 1 and 2. | Amount |           |
|---|--------|-----------|
| 1 N/A<br>-----  |        |           |
| 2<br>-----  |        |           |
| All other program-related investments. See instructions<br>3<br>-----   |        |           |
| <b>Total.</b> Add lines 1 through 3   |        | <b>0.</b> |

BAA

**Part X Minimum Investment Return** (All domestic foundations must complete this part. Foreign foundations, see instructions.)

|  |           |            |
|--|-----------|------------|
| <b>1</b> Fair market value of assets not used (or held for use) directly in carrying out charitable, etc, purposes |           |            |
| <b>a</b> Average monthly fair market value of securities   | <b>1a</b> | 1,183,440. |
| <b>b</b> Average of monthly cash balances  | <b>1b</b> | 44,170.    |
| <b>c</b> Fair market value of all other assets (see instructions)  | <b>1c</b> |            |
| <b>d Total</b> (add lines 1a, b, and c)  | <b>1d</b> | 1,227,610. |
| <b>e</b> Reduction claimed for blockage or other factors reported on lines 1a and 1c (attach detailed explanation) | <b>1e</b> | 0.         |
| <b>2</b> Acquisition indebtedness applicable to line 1 assets  | <b>2</b>  | 0.         |
| <b>3</b> Subtract line 2 from line 1d  | <b>3</b>  | 1,227,610. |
| <b>4</b> Cash deemed held for charitable activities Enter 1-1/2% of line 3 (for greater amount, see instructions)  | <b>4</b>  | 18,414.    |
| <b>5 Net value of noncharitable-use assets.</b> Subtract line 4 from line 3. Enter here and on Part V, line 4      | <b>5</b>  | 1,209,196. |
| <b>6 Minimum investment return.</b> Enter 5% of line 5   | <b>6</b>  | 60,460.    |

**Part XI Distributable Amount** (see instructions) (Section 4942(j)(3) and (j)(5) private operating foundations and certain foreign organizations check here  and do not complete this part.)

|   |           |         |
|---|-----------|---------|
| <b>1</b> Minimum investment return from Part X, line 6  | <b>1</b>  | 60,460. |
| <b>2a</b> Tax on investment income for 2010 from Part VI, line 5  | <b>2a</b> | 1,161.  |
| <b>b</b> Income tax for 2010. (This does not include the tax from Part VI.)                                 | <b>2b</b> |         |
| <b>c</b> Add lines 2a and 2b  | <b>2c</b> | 1,161.  |
| <b>3</b> Distributable amount before adjustments Subtract line 2c from line 1                               | <b>3</b>  | 59,299. |
| <b>4</b> Recoveries of amounts treated as qualifying distributions.   | <b>4</b>  |         |
| <b>5</b> Add lines 3 and 4  | <b>5</b>  | 59,299. |
| <b>6</b> Deduction from distributable amount (see instructions)   | <b>6</b>  |         |
| <b>7 Distributable amount</b> as adjusted. Subtract line 6 from line 5. Enter here and on Part XIII, line 1 | <b>7</b>  | 59,299. |

**Part XII Qualifying Distributions** (see instructions)

|   |           |         |
|---|-----------|---------|
| <b>1</b> Amounts paid (including administrative expenses) to accomplish charitable, etc, purposes:  |           |         |
| <b>a</b> Expenses, contributions, gifts, etc — total from Part I, column (d), line 26   | <b>1a</b> | 58,980. |
| <b>b</b> Program-related investments — total from Part IX-B   | <b>1b</b> |         |
| <b>2</b> Amounts paid to acquire assets used (or held for use) directly in carrying out charitable, etc, purposes   | <b>2</b>  |         |
| <b>3</b> Amounts set aside for specific charitable projects that satisfy the:   |           |         |
| <b>a</b> Suitability test (prior IRS approval required)   | <b>3a</b> |         |
| <b>b</b> Cash distribution test (attach the required schedule)  | <b>3b</b> |         |
| <b>4 Qualifying distributions.</b> Add lines 1a through 3b Enter here and on Part V, line 8, and Part XIII, line 4  | <b>4</b>  | 58,980. |
| <b>5</b> Foundations that qualify under section 4940(e) for the reduced rate of tax on net investment income. Enter 1% of Part I, line 27b (see instructions) | <b>5</b>  |         |
| <b>6 Adjusted qualifying distributions.</b> Subtract line 5 from line 4   | <b>6</b>  | 58,980. |

**Note.** The amount on line 6 will be used in Part V, column (b), in subsequent years when calculating whether the foundation qualifies for the section 4940(e) reduction of tax in those years.

**Part XIII Undistributed Income** (see instructions)

|   | (a)<br>Corpus | (b)<br>Years prior to 2009 | (c)<br>2009 | (d)<br>2010 |
|---|---------------|----------------------------|-------------|-------------|
| <b>1</b> Distributable amount for 2010 from Part XI, line 7   |               |                            |             | 59,299.     |
| <b>2</b> Undistributed income, if any, as of the end of 2010:   |               |                            |             |             |
| <b>a</b> Enter amount for 2009 only   |               |                            | 0.          |             |
| <b>b</b> Total for prior years: 20____, 20____, 20____  |               | 0.                         |             |             |
| <b>3</b> Excess distributions carryover, if any, to 2010:   |               |                            |             |             |
| <b>a</b> From 2005  |               |                            |             |             |
| <b>b</b> From 2006  |               |                            |             |             |
| <b>c</b> From 2007  |               |                            |             | 2,905.      |
| <b>d</b> From 2008  |               |                            |             | 8,631.      |
| <b>e</b> From 2009  |               |                            |             | 11,083.     |
| <b>f</b> Total of lines 3a through e  | 22,619.       |                            |             |             |
| <b>4</b> Qualifying distributions for 2010 from Part XII, line 4: ▶ \$ 58,980.  |               |                            |             |             |
| <b>a</b> Applied to 2009, but not more than line 2a   |               |                            | 0.          |             |
| <b>b</b> Applied to undistributed income of prior years (Election required – see instructions)  |               | 0.                         |             |             |
| <b>c</b> Treated as distributions out of corpus (Election required – see instructions)  | 0.            |                            |             |             |
| <b>d</b> Applied to 2010 distributable amount   |               |                            |             | 58,980.     |
| <b>e</b> Remaining amount distributed out of corpus   | 0.            |                            |             |             |
| <b>5</b> Excess distributions carryover applied to 2010 (If an amount appears in column (d), the same amount must be shown in column (a))   | 319.          |                            |             | 319.        |
| <b>6</b> Enter the net total of each column as indicated below:   |               |                            |             |             |
| <b>a</b> Corpus. Add lines 3f, 4c, and 4e. Subtract line 5  | 22,300.       |                            |             |             |
| <b>b</b> Prior years' undistributed income. Subtract line 4b from line 2b   |               | 0.                         |             |             |
| <b>c</b> Enter the amount of prior years' undistributed income for which a notice of deficiency has been issued, or on which the section 4942(a) tax has been previously assessed |               | 0.                         |             |             |
| <b>d</b> Subtract line 6c from line 6b. Taxable amount – see instructions.  |               | 0.                         |             |             |
| <b>e</b> Undistributed income for 2009. Subtract line 4a from line 2a. Taxable amount – see instructions  |               |                            | 0.          |             |
| <b>f</b> Undistributed income for 2010. Subtract lines 4d and 5 from line 1. This amount must be distributed in 2011  |               |                            |             | 0.          |
| <b>7</b> Amounts treated as distributions out of corpus to satisfy requirements imposed by section 170(b)(1)(F) or 4942(g)(3) (see instructions)                                  | 0.            |                            |             |             |
| <b>8</b> Excess distributions carryover from 2005 not applied on line 5 or line 7 (see instructions)  | 0.            |                            |             |             |
| <b>9</b> Excess distributions carryover to 2011. Subtract lines 7 and 8 from line 6a  | 22,300.       |                            |             |             |
| <b>10</b> Analysis of line 9:   |               |                            |             |             |
| <b>a</b> Excess from 2006   |               |                            |             |             |
| <b>b</b> Excess from 2007   |               |                            |             | 2,586.      |
| <b>c</b> Excess from 2008   |               |                            |             | 8,631.      |
| <b>d</b> Excess from 2009   |               |                            |             | 11,083.     |
| <b>e</b> Excess from 2010   |               |                            |             |             |

**Part XIV Private Operating Foundations** (see instructions and Part VII-A, question 9) N/A

**1a** If the foundation has received a ruling or determination letter that it is a private operating foundation, and the ruling is effective for 2010, enter the date of the ruling. ▶

**b** Check box to indicate whether the foundation is a private operating foundation described in section  4942(j)(3) or  4942(j)(5)

|  | Tax year |          | Prior 3 years |          | (e) Total |
|--|----------|----------|---------------|----------|-----------|
|  | (a) 2010 | (b) 2009 | (c) 2008      | (d) 2007 |           |
| <b>2a</b> Enter the lesser of the adjusted net income from Part I or the minimum investment return from Part X for each year listed.                     |          |          |               |          |           |
| <b>b</b> 85% of line 2a.   |          |          |               |          |           |
| <b>c</b> Qualifying distributions from Part XII, line 4 for each year listed   |          |          |               |          |           |
| <b>d</b> Amounts included in line 2c not used directly for active conduct of exempt activities   |          |          |               |          |           |
| <b>e</b> Qualifying distributions made directly for active conduct of exempt activities. Subtract line 2d from line 2c                                   |          |          |               |          |           |
| <b>3</b> Complete 3a, b, or c for the alternative test relied upon:  |          |          |               |          |           |
| <b>a</b> 'Assets' alternative test – enter:  |          |          |               |          |           |
| <b>(1)</b> Value of all assets   |          |          |               |          |           |
| <b>(2)</b> Value of assets qualifying under section 4942(j)(3)(B)(i)   |          |          |               |          |           |
| <b>b</b> 'Endowment' alternative test – enter 2/3 of minimum investment return shown in Part X, line 6 for each year listed                              |          |          |               |          |           |
| <b>c</b> 'Support' alternative test – enter:   |          |          |               |          |           |
| <b>(1)</b> Total support other than gross investment income (interest, dividends, rents, payments on securities loans (section 512(a)(5)), or royalties) |          |          |               |          |           |
| <b>(2)</b> Support from general public and 5 or more exempt organizations as provided in section 4942(j)(3)(B)(iii)                                      |          |          |               |          |           |
| <b>(3)</b> Largest amount of support from an exempt organization   |          |          |               |          |           |
| <b>(4)</b> Gross investment income   |          |          |               |          |           |

**Part XV Supplementary Information** (Complete this part only if the organization had \$5,000 or more in assets at any time during the year – see instructions.)

**1 Information Regarding Foundation Managers:**

**a** List any managers of the foundation who have contributed more than 2% of the total contributions received by the foundation before the close of any tax year (but only if they have contributed more than \$5,000). (See section 507(d)(2) )

None

**b** List any managers of the foundation who own 10% or more of the stock of a corporation (or an equally large portion of the ownership of a partnership or other entity) of which the foundation has a 10% or greater interest.

None

**2 Information Regarding Contribution, Grant, Gift, Loan, Scholarship, etc, Programs:**

Check here  if the foundation only makes contributions to preselected charitable organizations and does not accept unsolicited requests for funds. If the foundation makes gifts, grants, etc, (see instructions) to individuals or organizations under other conditions, complete items 2a, b, c, and d.

**a** The name, address, and telephone number of the person to whom applications should be addressed:

See Statement 7

**b** The form in which applications should be submitted and information and materials they should include:

See Statement for Line 2a

**c** Any submission deadlines:

See Statement for Line 2a

**d** Any restrictions or limitations on awards, such as by geographical areas, charitable fields, kinds of institutions, or other factors

See Statement for Line 2a

**Part XV** Supplementary Information (continued)

**3 Grants and Contributions Paid During the Year or Approved for Future Payment**

| Recipient                            | If recipient is an individual, show any relationship to any foundation manager or substantial contributor | Foundation status of recipient | Purpose of grant or contribution | Amount      |
|--------------------------------------|---|--------------------------------|----------------------------------|-------------|
| Name and address (home or business)  |   |                                |                                  |             |
| <i>a Paid during the year</i>        |   |                                |                                  |             |
| <b>Total</b>                         |   |                                |                                  | <b>▶ 3a</b> |
| <i>b Approved for future payment</i> |   |                                |                                  |             |
| <b>Total</b>                         |   |                                |                                  | <b>▶ 3b</b> |





## Wentworth Foundation

93-6024043

**Statement 1**  
**Form 990-PF, Part I, Line 16b**  
**Accounting Fees**

|                             | (a)<br>Expenses<br>per Books | (b) Net<br>Investment<br>Income | (c)<br>Adjusted<br>Net Income | (d)<br>Charitable<br>Purposes |
|-----------------------------|------------------------------|---------------------------------|-------------------------------|-------------------------------|
| PROFESSIONAL FEES . . . . . | \$ 9,912.                    | \$ 9,912.                       |                               |                               |
| Total                       | <u>\$ 9,912.</u>             | <u>\$ 9,912.</u>                | <u>\$ 0.</u>                  | <u>\$ 0.</u>                  |

**Statement 2**  
**Form 990-PF, Part I, Line 16c**  
**Other Professional Fees**

|                  | (a)<br>Expenses<br>per Books | (b) Net<br>Investment<br>Income | (c)<br>Adjusted<br>Net Income | (d)<br>Charitable<br>Purposes |
|------------------|------------------------------|---------------------------------|-------------------------------|-------------------------------|
| Chinook Capital  | \$ 6,122.                    | \$ 6,122.                       |                               |                               |
| schwab . . . . . | 25.                          | 25.                             |                               |                               |
| Total            | <u>\$ 6,147.</u>             | <u>\$ 6,147.</u>                | <u>\$ 0.</u>                  | <u>\$ 0.</u>                  |

**Statement 3**  
**Form 990-PF, Part I, Line 18**  
**Taxes**

|   | (a)<br>Expenses<br>per Books | (b) Net<br>Investment<br>Income | (c)<br>Adjusted<br>Net Income | (d)<br>Charitable<br>Purposes |
|---|------------------------------|---------------------------------|-------------------------------|-------------------------------|
| State of Oregon Corporation Commissioner  | \$ 100.                      | \$ 100.                         |                               |                               |
| STATE OF OREGON DEPT OF JUSTICE . . . . . | 163.                         | 163.                            |                               |                               |
| Total                                     | <u>\$ 263.</u>               | <u>\$ 263.</u>                  | <u>\$ 0.</u>                  | <u>\$ 0.</u>                  |

**Statement 4**  
**Form 990-PF, Part I, Line 23**  
**Other Expenses**

|                                     | (a)<br>Expenses<br>per Books | (b) Net<br>Investment<br>Income | (c)<br>Adjusted<br>Net Income | (d)<br>Charitable<br>Purposes |
|-------------------------------------|------------------------------|---------------------------------|-------------------------------|-------------------------------|
| Bank Charges . . . . .              | \$ 100.                      | \$ 10.                          | \$ 10.                        | \$ 90.                        |
| Daily Journal of Commerce . . . . . | 45.                          | 5.                              | 5.                            | 40.                           |
| Total                               | <u>\$ 145.</u>               | <u>\$ 15.</u>                   | <u>\$ 15.</u>                 | <u>\$ 130.</u>                |

Wentworth Foundation

93-6024043

**Statement 5**  
**Form 990-PF, Part I, Line 25**  
**Contributions, Gifts, and Grants**

Cash Grants and Allocations

Class of Activity:

Donee's Name:

SCHEDULE ATTACHED

Donee's Address:

Relationship of Donee:

Organizational Status of Donee:

Amount Given:

\$ 58,850.

Total \$ 58,850.

**Statement 6**  
**Form 990-PF, Part III, Line 5**  
**Other Decreases**

RBC & Schwab Valuation adj to cost . . . . .

\$ 17,103.  
 Total \$ 17,103.

**Statement 7**  
**Form 990-PF, Part XV, Line 2a-d**  
**Application Submission Information**

Name of Grant Program:

Name:

Care Of:

Street Address:

City, State, Zip Code:

Telephone:

Form and Content:

Submission Deadlines: N\A

Restrictions on Awards:

## Ezell Foundation 2010 Contributions

| Name                                       | Memo   | Amount           |
|--|--|------------------|
| Polaris Dance                              | VOID 2009 Contribution                         | 0 00             |
| Mercy Corps                                | 2010 Contribution - Haiti relief               | 250 00           |
| Partners in Progress                       | 2010 Contribution - Rosa Mina de Diegue Orpha  | 250 00           |
| Medical Teams International                | 2010 Contribution - Haiti relief               | 250 00           |
| Partners in Health                         | 2010 Contribution - Haiti relief               | 500 00           |
| Blanchett House                            |  | 1,000 00         |
| Rose Haven                                 |  | 500 00           |
| Polaris Dance                              | Reprnt 2040                                    | 500.00           |
| P;ear                                      |  | 250 00           |
| Cascade Aids                               |  | 150.00           |
| RELMA                                      |  | 150.00           |
| Global Emergency Care                      |  | 1,500 00         |
| Basic Rights Oregon                        |  | 1,800.00         |
| OPB  |  | 1,000 00         |
| Medical Teams International                |  | 500.00           |
| Backline                                   |  | 250.00           |
| Big Brothers Big Sisters                   | 2010 Contribution                              | 1,000 00         |
| Boys and Girls Club of Portland            | 2010 Contribution                              | 500.00           |
| Broadway Rose Theatre Company              | 2010 Contribution                              | 500 00           |
| C.H A P.                                   | 2010 Contribution                              | 500.00           |
| Chess For Success                          | 2010 Contribution                              | 500 00           |
| Children's Book Bank                       | 2010 Contribution                              | 500.00           |
| Focus On Youth                             | 2010 Contribution                              | 500.00           |
| Friendly House                             | 2010 Contribution                              | 250 00           |
| Friends Of Forest Park                     | 2010 Contribution                              | 500 00           |
| Frrends of Outdoor School                  | 2010 Contribution                              | 500.00           |
| Growing Gardens                            | 2010 Contribution                              | 500 00           |
| Guide Dogs For The Blind                   | 2010 Contribution                              | 500.00           |
| Hands On Greater Portland                  | 2010 Contribution                              | 500.00           |
| Living Yoga                                | 2010 Contribution                              | 500.00           |
| Minds Matter                               | 2010 Contribution                              | 500 00           |
| North By Northeast Community Health Center | 2010 Contribution                              | 1,000 00         |
| Open Meadow                                | 2010 Contribution                              | 500 00           |
| Oregon Humane Society                      | 2010 Contribution                              | 500 00           |
| Oregon Trout                               | 2010 Contribution                              | 250.00           |
| Peninsula Children's Center                |  | 0 00             |
| Peninsula Children's Center                | 2010 Contribution                              | 1,000.00         |
| Portland Parks Foundation                  | 2010 Contribution                              | 500.00           |
| Project Pooch                              | 2010 Contribution                              | 1,000.00         |
| Q Center                                   | 2010 Contribution                              | 500.00           |
| Rafael House Of Portland                   | 2010 Contribution                              | 500.00           |
| Rosemary Anderson School (OIC)             | 2010 Contribution - Per the request of Wendy W | 1,000.00         |
| Sisters Of The Road                        | 2010 Contribution                              | 500 00           |
| SMART                                      | 2010 Contribution                              | 500.00           |
| The Animal Shelter Of Wood River Valley    | 2010 Contribution                              | 250.00           |
| Thrd Rail Repertory Theatre                | 2010 Contribution                              | 500.00           |
| Young Audiences Of Oregon & SW Washington  | 2010 Contribution                              | 500 00           |
| <b>Total Contributions</b>                 |  | <b>25,600.00</b> |

**Wentworth Foundation  
2010 Contributions**

| <b>Name</b>                               | <b>Memo</b>                            | <b>Amount</b> |
|---|--|---------------|
| Oregon Trail Council                      | 2010 Contributions Friends of Scouting | \$ 200.00     |
| Duck Athletic Fund                        |  | \$ 2,700.00   |
| Beaver Athletic Student Fund              |  | \$ 2,100.00   |
| Al Forthan Memorial Recovery Scholarship  | Recovery Scholarship                   | \$ 500.00     |
| Camp Howard                               |  | \$ 1,000.00   |
| The MJNEC Foundation                      | Mike Newton Classic                    | \$ 1,000.00   |
| Global Emergency Care                     |  | \$ 1,500.00   |
| St Mary's Home For Boys                   |  | \$ 150.00     |
| Guide Dogs For The Blind                  |  | \$ 1,200.00   |
| St Mary's Home For Boys                   |  | \$ 500.00     |
| Birth To Three                            |  | \$ 2,500.00   |
| Store to Door                             | Donation                               | \$ 1,000.00   |
| Friends Of Outdoor School                 | Donation                               | \$ 500.00     |
| Boys And Girls Clubs                      | Donation                               | \$ 2,000.00   |
| University Of Oregon Lundquist Schl.      | Donation                               | \$ 1,000.00   |
| De La Salle North Catholic High School    | Donation                               | \$ 1,000.00   |
| Blanchet House                            | Donation                               | \$ 1,000.00   |
| Catholic Charities                        | Donation                               | \$ 1,000.00   |
| Central Catholic High School              | Donation                               | \$ 1,000.00   |
| Emerald Kidsports                         | Donation                               | \$ 200.00     |
| Eugene Mission                            | Donation                               | \$ 1,000.00   |
| Eugene Relief Nursery                     | Donation                               | \$ 1,000.00   |
| Jesuit High School Alumni Food Drive      | Donation                               | \$ 1,000.00   |
| Jesuit High School                        | Donation                               | \$ 1,000.00   |
| Kindtree Productions, Inc                 | Donation                               | \$ 300.00     |
| Loaves & Fishes Centers                   | Donation                               | \$ 1,000.00   |
| Minds Matter                              | Donation                               | \$ 1,000.00   |
| OMSI                                      | Donation                               | \$ 500.00     |
| Oregon Humane Society                     | Donation                               | \$ 500.00     |
| Oregon Fencing                            | donation                               | \$ 500.00     |
| Oregon State C W Wentworth Scholarship    | Donation                               | \$ 2,000.00   |
| Police Activities League                  |  | \$ 1,000.00   |
| School House Supplies                     | Donation                               | \$ 1,000.00   |
| SMART                                     | Donation                               | \$ 500.00     |
| St. Andrew Nativity School                | Donation                               | \$ 2,000.00   |
| Swedish Medical Center                    | Donation                               | \$ 1,000.00   |
| University Of Portland School of Busines  | Donation                               | \$ 1,000.00   |
| D.A Grout Elementary School               | Donation                               | \$ 900.00     |
| Portland State Athletic Foundation        |  | \$ 1,000.00   |
| WSU Foundation College Of Business & Econ |  | \$ 1,000.00   |
|   |  | \$ 41,250.00  |

**Wentworth Foundation  
2010 Contributions**

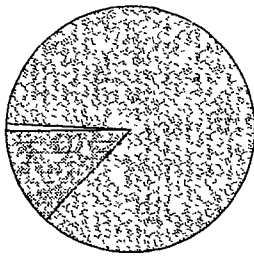
|                             |                             |                    |
|-----------------------------|-----------------------------|--------------------|
| <b>UnCashed Checks</b>      |                             |                    |
|                             | add back outstanding checks | \$ (500.00)        |
|                             | Deposit                     | \$ (500.00)        |
|                             | Deposit                     | \$ (500.00)        |
|                             | Deposit                     | \$ (500.00)        |
|                             | Deposit                     | \$ (1,000.00)      |
|                             | Deposit                     | \$ (500.00)        |
|                             | Deposit                     | \$ (1,000.00)      |
|                             | Deposit                     | \$ (1,000.00)      |
|                             | Deposit                     | \$ (500.00)        |
|                             | Deposit                     | \$ (1,000.00)      |
|                             | Deposit                     | \$ (1,000.00)      |
|                             |                             | \$ (8,000.00)      |
|                             |                             |                    |
| <b>Total Contributions:</b> |                             | <b>\$33,250.00</b> |



**ACCOUNT STATEMENT  
2010 ANNUAL STATEMENT  
DUPLICATE COPY**

**ASSET ALLOCATION SUMMARY**

|  | CURRENT VALUE       | PERCENT     |
|--|---------------------|-------------|
| <input type="checkbox"/> Cash and money market           | \$2,393.11          | 1%          |
| <input type="checkbox"/> US equities                     | 411,722.27          | 86%         |
| <input checked="" type="checkbox"/> Taxable fixed income | 62,973.51           | 13%         |
| <b>Current account value</b>                             | <b>\$477,088.89</b> | <b>100%</b> |



Mutual funds are included in the above categories. Funds that invest in more than one category are reported as "Mixed Assets".

The cash and money market figure is net of debits including any margin debit, if applicable.

**INVESTMENT OBJECTIVE**

The investment objective for this account is: **Growth**

If your investment objective for this account is not listed, or if your investment needs have changed, please discuss with your Financial Consultant. Please see "About Your Investment Objective and Advisory Risk Profile" on page 2 for further information.

**GAIN/LOSS SUMMARY**

|                             |              |
|-----------------------------|--------------|
| Total realized gain or loss | \$9,936.29   |
| Short-term gain or loss     | -0.01        |
| Long-term gain or loss      | 9,936.30     |
| AS OF DECEMBER 31, 2010     |              |
| Unrealized gain or loss     | \$120,939.22 |

Gain/loss information is presented only for selected securities. Gain/loss information, if presented, includes only the securities for which we have original cost information. If you know the original cost of securities not purchased at RBC but included in your statement under "Asset Detail" and marked as N/A, please contact your Financial Consultant. Please see "About Your Statement" on page 2 for further information.

**ACTIVITY SUMMARY**

|   |              |
|---|--------------|
| Total account value last year               | \$455,916.13 |
| Cash activity                               |              |
| Beginning balance                           | 49,664.44    |
| Money coming into your account              |              |
| Sales proceeds/redemptions                  | 85,658.35    |
| Interest                                    | 3,076.64     |
| Dividends                                   | 10,757.11    |
| Other Income                                | 0.23         |
| Total                                       | 99,492.33    |
| Money going out of your account             |              |
| Funds to purchase securities                | -121,763.66  |
| Cash withdrawals                            | -25,000.00   |
| Total                                       | -146,763.66  |
| Ending balance                              | 2,393.11     |
| Net change cash activity                    | -\$47,271.33 |
| Change in security value                    |              |
| Beginning value of priced securities        | 406,251.69   |
| Securities purchased                        | 121,763.66   |
| Securities sold/redeemed                    | -85,658.35   |
| Change in value of priced securities        | 32,338.78    |
| Ending value of priced securities           | 474,695.78   |
| Net change in securities value              | \$68,444.09  |
| Total account value as of December 31, 2010 | \$544,360.12 |



**ASSET DETAIL**

The Estimated Annualized Income ("EAI") for certain securities could include a return of principal or capital gains, in which case EAI depicted on this account statement would be overstated. EAI is only an estimate of income generated by the investment and the actual income may be higher or lower. In the event the investment matures, is sold or called, the full EAI may not be realized.

\* The Unrealized Gain/Loss may not reflect your investments' total return. Specifically, the net cost may include dividend and capital gains distributions which have been reinvested. Additionally, the information that appears in these columns may be based on information provided by you or at your direction. RBC has not verified such data. Please see "About Your Statement" on page 2 for further information.

Our Financial Consultant has elected to display Asset Detail with the following options: asset purchases (tax lots) listed individually, reinvested dividends and capital gains distributions consolidated, and the cost of reinvested dividends and capital gains distributions included.

**CASH AND MONEY MARKET**

| DESCRIPTION             | SYMBOL/CUSIP | QUANTITY  | MARKET PRICE | CURRENT MARKET VALUE | PREVIOUS YEAR-END STATEMENT MARKET VALUE |
|-------------------------|--------------|-----------|--------------|----------------------|--|
| CASH                    |              |           |              | \$36.00              |  |
| PRIME MONEY MARKET FUND | TPMXX        | 2,357.110 | \$1.000      | \$2,357.11           | \$49,664.44                              |
| RBC INVESTOR CLASS      |              |           |              |                      |  |

**TOTAL CASH AND MONEY MARKET**

**US EQUITIES**

| DESCRIPTION                      | SYMBOL/CUSIP | QUANTITY  | MARKET PRICE | MARKET VALUE | PURCHASE DATE | NET COST *   | UNREALIZED GAIN/LOSS * | ESTIMATED ANNUALIZED INCOME |
|----------------------------------|--------------|-----------|--------------|--------------|---------------|--------------|------------------------|-----------------------------|
| AT&T INC                         | T            | 800.000   | \$29.380     | \$23,504.00  | 03/05/10      | \$20,397.57  | \$3,106.43             | \$1,376.00                  |
| ELI LILLY & CO                   | LLY          | 600.000   | \$35.040     | \$21,024.00  | 03/11/10      | \$21,645.45  | -\$621.45              | \$1,176.00                  |
| EXXON MOBIL CORP                 | XOM          | 3,800.000 | \$73.120     | \$277,856.00 | 05/06/01      | \$166,250.00 | \$111,606.00           | \$6,688.00                  |
| FRONTIER COMMUNICATIONS INC      | FRCMQ        | 5.000     | \$0.023      | \$0.11       | 07/25/05      | \$40.67      | -\$40.56               |                             |
| FRONTIER COMMUNICATIONS CORP     | FTR          | 192.000   | \$9.730      | \$1,868.16   |               | \$1,540.20   | \$327.96               | \$144.00                    |
| SER B                            |              | 72.000    |              |              | 07/25/05      | \$613.29     | \$87.27                |                             |
|                                  |              | 120.000   |              |              | 03/05/10      | \$926.91     | \$240.69               |                             |
| INTEL CORP                       | INTC         | 600.000   | \$21.030     | \$12,618.00  | 07/20/06      | \$10,660.50  | \$1,957.50             | \$378.00                    |
| INTERNATIONAL PAPER CO           | IP           | 325.000   | \$27.240     | \$8,853.00   | 07/25/05      | \$10,335.00  | -\$1,482.00            | \$162.50                    |
| JPMORGAN CHASE & CO              | JPM          | 300.000   | \$42.420     | \$12,726.00  | 07/25/05      | \$10,681.25  | \$2,044.75             | \$60.00                     |
| FORMERLY J P MORGAN CHASE AND CO |              |           |              |              |               |              |                        |                             |
| MICROSOFT CORP                   | MSFT         | 400.000   | \$27.910     | \$11,164.00  | 07/25/05      | \$10,339.21  | \$824.79               | \$256.00                    |
| US BANCORP DEL COM NEW           | USB          | 500.000   | \$26.970     | \$13,485.00  | 07/25/07      | \$15,535.11  | -\$2,050.11            | \$100.00                    |

ACCOUNT STATEMENT  
2010 ANNUAL STATEMENT  
DUPLICATE COPY

Account number:  
312-13511  
Page 5 of 10



A division of RBC Capital Markets, LLC, Member NYSE/FINRA/SIPC

| US EQUITIES<br>(continued) | DESCRIPTION              | SYMBOL/CUSIP | QUANTITY | MARKET PRICE | MARKET VALUE | PURCHASE DATE | NET COST *  | UNREALIZED GAIN/LOSS * | ESTIMATED ANNUALIZED INCOME |
|----------------------------|--------------------------|--------------|----------|--------------|--------------|---------------|-------------|------------------------|-----------------------------|
|                            | VERIZON COMMUNICATIONS   | VZ           | 800.000  | \$35.780     | \$28,624.00  | 07/25/05      | \$23,304.78 | \$5,322.82             | \$1,560.00                  |
|                            |                          |              | 300.000  |              |              | 03/05/10      | \$9,278.37  | \$1,455.69             |                             |
|                            |                          |              | 500.000  |              |              |               | \$14,022.87 | \$3,867.13             |                             |
|                            | <b>TOTAL US EQUITIES</b> |              |          |              | \$411,722.27 |               |             | \$120,996.13           | \$11,900.50                 |

| TAXABLE FIXED INCOME | DESCRIPTION   | SYMBOL/CUSIP | QUANTITY   | MARKET PRICE | MARKET VALUE/<br>ACCRUED INTEREST | PURCHASE DATE | NET COST *  | UNREALIZED GAIN/LOSS * | ESTIMATED ANNUALIZED INCOME |
|----------------------|---|--------------|------------|--------------|-----------------------------------|---------------|-------------|------------------------|-----------------------------|
|                      | SIMON PTY GROUP L P<br>PAR CALL 12/02/2011<br>MOODY A3 S&P A- | 828807BX4    | 20,000.000 | \$102.783    | \$20,556.66<br>\$333.33           | 03/18/10      | \$20,407.90 | \$148.76               | \$1,000.00                  |
|                      |   |              |            |              |                                   |               |             |                        |                             |
|                      | NATIONSBANK CORP<br>MEDIUM TERM SR NOTES<br>MOODY A2 S&P A    | 63858REN7    | 15,000.000 | \$107.158    | \$16,073.70<br>\$409.70           | 03/29/10      | \$16,064.88 | \$8.82                 | \$1,084.50                  |
|                      |   |              |            |              |                                   |               |             |                        |                             |
|                      | HSBC FIN CORP HSBC FIN<br>INTERNOTES<br>MOODY A3 S&P A        | 40429XVDS    | 25,000.000 | \$105.373    | \$26,343.15<br>\$303.47           | 03/05/10      | \$26,557.64 | -\$214.49              | \$1,437.50                  |
|                      |   |              |            |              |                                   |               |             |                        |                             |
|                      | <b>TOTAL TAXABLE FIXED INCOME</b>                             |              | 60,000.000 |              | \$62,973.51<br>\$1,046.50         |               |             | -\$56.91               | \$3,522.00                  |
|                      | <b>ESTIMATED ACCRUED BOND INTEREST</b>                        |              |            |              |                                   |               |             |                        |                             |

Chinook Capital Management LLC  
**PORTFOLIO APPRAISAL**

*Wentworth Foundation*  
**9318-8801 (Schwab)**  
 December 31, 2010

| Date                       | Quantity   | Security                  | Unit Cost | Total Cost | Price  | Market Value | Unrealized Gain/Loss | Pct G/L | Pct. Assets |
|----------------------------|------------|---------------------------|-----------|------------|--------|--------------|----------------------|---------|-------------|
| <b>CONSERVATIVE GROWTH</b> |            |                           |           |            |        |              |                      |         |             |
| Materials & Processing     |            |                           |           |            |        |              |                      |         |             |
| 10-22-08                   | 260 0000   | MONSANTO COMPANY          | 74.41     | 19,345.82  | 69.64  | 18,106.40    | -1,239.42            | -6.41   | 2.2         |
| Conglomerates              |            |                           |           |            |        |              |                      |         |             |
| 09-19-06                   | 999 0000   | GENERAL ELECTRIC          | 28.06     | 28,029.74  | 18.29  | 18,271.71    | -9,758.03            | -34.81  | 2.2         |
| Financial Services         |            |                           |           |            |        |              |                      |         |             |
| 10-11-01                   | 850 0000   | BANKAMERICA CORP          | 25.95     | 22,057.27  | 13.34  | 11,339.00    | -10,718.27           | -48.59  | 1.4         |
| 06-29-09                   | 865.0000   | CHARLES SCHWAB INC        | 17.92     | 15,499.97  | 17.11  | 14,800.15    | -699.82              | -4.51   | 1.8         |
| 08-23-10                   | 182.0000   | INTERCONTINENTAL EXCHANGE | 97.14     | 17,679.47  | 119.15 | 21,685.30    | 4,005.83             | 22.66   | 2.6         |
| 01-31-08                   | 390.0000   | JP MORGAN CHASE           | 44.37     | 17,304.36  | 42.42  | 16,543.80    | -760.56              | -4.40   | 2.0         |
| Healthcare                 |            |                           |           |            |        |              |                      |         |             |
| 05-14-08                   | 278.0000   | ALLERGAN INC              | 51.99     | 14,454.09  | 68.67  | 19,090.26    | 4,636.17             | 32.08   | 2.3         |
| 05-22-09                   | 284 0000   | CELGENE CORP              | 39.92     | 11,337.82  | 59.14  | 16,795.76    | 5,457.94             | 48.14   | 2.0         |
| 08-29-07                   | 449.0000   | GILEAD SCIENCES           | 35.66     | 16,012.93  | 36.24  | 16,271.76    | 258.83               | 1.62    | 2.0         |
| 03-21-07                   | 298.0000   | MEDCO HEALTH              | 34.81     | 10,373.34  | 61.27  | 18,258.46    | 7,885.12             | 76.01   | 2.2         |
| 05-24-06                   | 415.0000   | MEDTRONIC INC             | 50.01     | 20,756.17  | 37.09  | 15,392.35    | -5,363.82            | -25.84  | 1.9         |
| 12-12-08                   | 340.0000   | STRYKER CORP              | 40.05     | 13,617.30  | 53.70  | 18,258.00    | 4,640.70             | 34.08   | 2.2         |
| 10-23-06                   | 530 0000   | UNITEDHEALTH GRP          | 41.82     | 22,167.18  | 36.11  | 19,138.30    | -3,028.88            | -13.66  | 2.3         |
| 07-25-07                   | 309.0000   | VARIAN MED SYS            | 42.70     | 13,194.41  | 69.28  | 21,407.52    | 8,213.11             | 62.25   | 2.6         |
| Services                   |            |                           |           |            |        |              |                      |         |             |
| 01-14-08                   | 402.0000   | ACCENTURE PLC             | 33.73     | 13,558.83  | 48.49  | 19,492.98    | 5,934.15             | 43.77   | 2.4         |
| 11-22-10                   | 570.0000   | ALLSCRIPTS HEALTHCARE SOL | 17.95     | 10,231.84  | 19.27  | 10,983.90    | 752.06               | 7.35    | 1.3         |
| 09-18-07                   | 478.0000   | BEST BUY CO               | 44.07     | 21,063.46  | 34.29  | 16,390.62    | -4,672.84            | -22.18  | 2.0         |
| 03-06-07                   | 961.0000   | INTL GAME TECH            | 28.78     | 27,655.02  | 17.69  | 17,000.09    | -10,654.93           | -38.53  | 2.1         |
| 05-12-05                   | 805.0000   | STAPLES INC               | 19.64     | 15,810.48  | 22.77  | 18,329.85    | 2,519.37             | 15.93   | 2.2         |
| Technology                 |            |                           |           |            |        |              |                      |         |             |
| 02-05-09                   | 1,012.0000 | ACTIVISION BLIZZARD       | 9.71      | 9,825.02   | 12.44  | 12,589.28    | 2,764.26             | 28.13   | 1.5         |
| 02-01-10                   | 492.0000   | BROADCOM CORP             | 29.84     | 14,683.12  | 43.55  | 21,426.60    | 6,743.48             | 45.93   | 2.6         |
| 11-12-10                   | 209.0000   | CREE INC                  | 53.68     | 11,219.22  | 65.89  | 13,771.01    | 2,551.79             | 22.74   | 1.7         |
| 05-20-09                   | 1,016 0000 | DELL COMPUTER CORP        | 11.26     | 11,437.68  | 13.55  | 13,766.80    | 2,329.12             | 20.36   | 1.7         |
| 01-30-09                   | 155.0000   | FIRST SOLAR               | 126.03    | 19,534.90  | 130.14 | 20,171.70    | 636.80               | 3.26    | 2.4         |
| 06-04-99                   | 995 0000   | INTEL CORP                | 25.75     | 25,621.05  | 21.03  | 20,924.85    | -4,696.20            | -18.33  | 2.5         |
| 06-06-03                   | 212.0000   | L-3 COMM HLDGS INC        | 44.32     | 9,395.82   | 70.49  | 14,943.88    | 5,548.06             | 59.05   | 1.8         |
| 11-02-09                   | 381 0000   | QUALCOMM INC              | 41.58     | 15,841.82  | 49.49  | 18,855.69    | 3,013.87             | 19.02   | 2.3         |
| 08-06-04                   | 350.0000   | THERMO ELECTRON           | 28.35     | 9,923.08   | 55.36  | 19,376.00    | 9,452.92             | 95.26   | 2.3         |
|                            |            |                           |           | 457,631.20 |        | 483,382.02   | 25,750.82            |         | 58.5        |
| <b>EQUITY MUTUAL FUNDS</b> |            |                           |           |            |        |              |                      |         |             |
| Small Cap                  |            |                           |           |            |        |              |                      |         |             |
| 12-31-08                   | 591 9820   | BUFFALO SM GWTH FND       | 16.33     | 9,669.34   | 26.21  | 15,515.85    | 5,846.51             | 60.46   | 1.9         |
| 12-31-08                   | 1,127.0230 | NORTHERN SM VAL FND       | 11.71     | 13,194.00  | 15.21  | 17,142.02    | 3,948.02             | 29.92   | 2.1         |
| International              |            |                           |           |            |        |              |                      |         |             |
| 01-24-06                   | 855.0970   | OAKMARK INTL VAL FND      | 7.59      | 6,489.34   | 19.41  | 16,597.43    | 10,108.09            | 155.76  | 2.0         |
| 01-24-06                   | 976.0050   | W. B. INTL GROWTH FND     | 15.78     | 15,397.60  | 22.34  | 21,803.95    | 6,406.35             | 41.61   | 2.6         |
| Specialty                  |            |                           |           |            |        |              |                      |         |             |
| 08-13-09                   | 269.0000   | DOW CYCLICALS ETF         | 47.81     | 12,860.67  | 65.40  | 17,592.60    | 4,731.93             | 36.79   | 2.1         |
| 06-05-08                   | 659.1360   | PERRITT MICROCAP FND      | 22.76     | 15,000.00  | 27.43  | 18,080.10    | 3,080.10             | 20.53   | 2.2         |
|                            |            |                           |           | 72,610.95  |        | 106,731.95   | 34,121.00            |         | 12.9        |
| <b>FIXED INCOME FUNDS</b>  |            |                           |           |            |        |              |                      |         |             |
| 03-18-10                   | 668.0000   | ISHARES 1-3 YR BOND FND   | 104.64    | 69,898.11  | 104.28 | 69,659.04    | -239.07              | -0.34   | 8.4         |
| 12-09-08                   | 7,329 8040 | PIMCO LOW DURATION FND    | 10.08     | 73,859.39  | 10.39  | 76,156.66    | 2,297.27             | 3.11    | 9.2         |

We urge you to compare this report with the account statement you receive from the custodian firm.

Chinook Capital Management LLC  
**PORTFOLIO APPRAISAL**  
*Wentworth Foundation*  
**9318-8801 (Schwab)**  
*December 31, 2010*

| <u>Date</u>                 | <u>Quantity</u> | <u>Security</u>          | <u>Unit Cost</u> | <u>Total Cost</u> | <u>Price</u> | <u>Market Value</u> | <u>Unrealized Gain/Loss</u> | <u>Pct G/L</u> | <u>Pct. Assets</u> |
|-----------------------------|-----------------|--------------------------|------------------|-------------------|--------------|---------------------|-----------------------------|----------------|--------------------|
| 08-20-10                    | 943.0000        | VANGUARD SHORT-TERM BOND | 81.56            | 76,911.23         | 80.46        | 75,873.78           | -1,037.45                   | -1.35          | 9.2                |
|                             |                 |                          |                  | 220,668.74        |              | 221,689.48          | 1,020.75                    |                | 26.8               |
| <b>CASH AND EQUIVALENTS</b> |                 |                          |                  |                   |              |                     |                             |                |                    |
|                             |                 | CASH BALANCE             |                  | 16,141.29         |              | 16,141.29           |                             |                | 2.0                |
|                             |                 | MONEY MKT MMP            |                  | -1,379.49         |              | -1,379.49           |                             |                | -0.2               |
|                             |                 |                          |                  | 14,761.80         |              | 14,761.80           |                             |                | 1.8                |
| <b>TOTAL PORTFOLIO</b>      |                 |                          |                  | <b>765,672.68</b> |              | <b>826,565.26</b>   | <b>60,892.57</b>            | <b>7.95</b>    | <b>100.0</b>       |

We urge you to compare this report with the account statement you receive from the custodian firm.



**2010 Year-End Schwab Gain/Loss Report**

**Realized Gain or (Loss)**

Accounting Method: Tax Lot Optimizer

| Short-Term  | Quantity/Par | Acquired/<br>Opened | Sold/<br>Closed | Total Proceeds     | Cost Basis               | Realized<br>Gain or (Loss) |
|---|--------------|---------------------|-----------------|--------------------|--------------------------|----------------------------|
| APOLLO GROUP INC CL A: APOL                                       | 9.0000       | 03/19/10            | 11/22/10        | \$316.45           | \$579.89                 | (\$263.44)                 |
| APOLLO GROUP INC CL A: APOL                                       | 9.0000       | 03/19/10            | 11/22/10        | \$316.45           | \$579.89                 | (\$263.44)                 |
| APOLLO GROUP INC CL A: APOL                                       | 91.0000      | 03/19/10            | 11/22/10        | \$3,199.66         | \$5,863.29               | (\$2,663.63)               |
| <b>Security Subtotal</b>  |              |                     |                 | <b>\$3,832.56</b>  | <b>\$7,023.07</b>        | <b>(\$3,190.51)</b>        |
| BROADCOM CORP CL A CLASS A: BRCM                                  | 45.0000      | 03/19/10            | 12/10/10        | \$2,069.81         | \$1,516.00               | \$553.81                   |
| <b>Security Subtotal</b>  |              |                     |                 | <b>\$2,069.81</b>  | <b>\$1,516.00</b>        | <b>\$553.81</b>            |
| GAMESTOP CORP CL A NEW: GME                                       | 469.0000     | 11/13/09            | 02/01/10        | \$9,317.98         | \$11,091.24 <sup>a</sup> | (\$1,773.26)               |
| <b>Security Subtotal</b>  |              |                     |                 | <b>\$9,317.98</b>  | <b>\$11,091.24</b>       | <b>(\$1,773.26)</b>        |
| INTRCONTINENTALEXCHANGE: ICE                                      | 35.0000      | 08/23/10            | 12/10/10        | \$4,076.73         | \$3,399.90               | \$676.83                   |
| <b>Security Subtotal</b>  |              |                     |                 | <b>\$4,076.73</b>  | <b>\$3,399.90</b>        | <b>\$676.83</b>            |
| ISHARES TR BARCLAYS BONDBARCLAYS 1-3<br>YEAR CREDITBOND FUND: CSJ | 100.0000     | 08/20/10            | 12/10/10        | \$10,406.17        | \$10,480.78              | (\$74.61)                  |
| <b>Security Subtotal</b>  |              |                     |                 | <b>\$10,406.17</b> | <b>\$10,480.78</b>       | <b>(\$74.61)</b>           |

Please see "Endnotes for Your Account" section for an explanation of the endnote codes and symbols on this report.

CGI1804-000638 946594

Charles Schwab & Co., Inc. All rights reserved. Member SIPC. Schwab Institutional is a division of Charles Schwab & Co., Inc. Schwab\* and provides brokerage, custody, back office, and other services to independent investment advisors and solely for your account at Schwab. Except as noted in this report's Terms and Conditions, investment advisors whose name appear in this report are not affiliated with Schwab. Please see Terms and Conditions.



SIPC



G000006380205\*

**Charles SCHWAB**  
INSTITUTIONAL

Brokerage Account of  
**WENTWORTH FOUNDATION**

Account Number  
**9318-8801**

Report Period  
**January 1 - December 31,  
2010**

**2010 Year-End Schwab Gain/Loss Report**

**Realized Gain or (Loss) (continued)**

Accounting Method: Tax Lot Optimizer

| Short-Term (continued)                     | Quantity/Par | Acquired/<br>Opened | Sold/<br>Closed | Total Proceeds     | Cost Basis              | Realized<br>Gain or (Loss) |
|--|--------------|---------------------|-----------------|--------------------|-------------------------|----------------------------|
| PIMCO LOW DURATION FUND INSTL CL:<br>PTLXD | 485.9630     | multiple            | 12/10/10        | \$5,000.00         | \$5,146.18              | (\$146.18)                 |
| <b>Security Subtotal</b>                   |              |                     |                 | <b>\$5,000.00</b>  | <b>\$5,146.18</b>       | <b>(\$146.18)</b>          |
| PIMCO TOTAL RETURN FUND INSTL CL:<br>PTTRX | 347.3150     | multiple            | 08/20/10        | \$3,990.93         | \$3,806.74 <sup>a</sup> | \$184.19                   |
| <b>Security Subtotal</b>                   |              |                     |                 | <b>\$3,990.93</b>  | <b>\$3,806.74</b>       | <b>\$184.19</b>            |
| <b>Total Short-Term</b>                    |              |                     |                 | <b>\$38,694.18</b> | <b>\$42,463.91</b>      | <b>(\$3,769.73)</b>        |
| Long-Term                                  | Quantity/Par | Acquired/<br>Opened | Sold/<br>Closed | Total Proceeds     | Cost Basis              | Realized<br>Gain or (Loss) |
| ACCENTURE PLC CL A F: ACN                  | 41.0000      | 01/14/08            | 03/19/10        | \$1,714.23         | \$1,372.29 <sup>a</sup> | \$341.94                   |
| ACCENTURE PLC CL A F: ACN                  | 100.0000     | 01/14/08            | 03/19/10        | \$4,180.76         | \$3,347.05 <sup>a</sup> | \$833.71                   |
| ACCENTURE PLC CL A F: ACN                  | 100.0000     | 01/14/08            | 03/19/10        | \$4,180.76         | \$3,347.05 <sup>a</sup> | \$833.71                   |
| ACCENTURE PLC CL A F: ACN                  | 45.0000      | 01/18/08            | 12/10/10        | \$2,016.72         | \$1,521.78 <sup>a</sup> | \$494.94                   |
| <b>Security Subtotal</b>                   |              |                     |                 | <b>\$12,092.47</b> | <b>\$9,588.17</b>       | <b>\$2,504.30</b>          |
| ALLERGAN INC: AGN                          | 93.0000      | 05/14/08            | 03/19/10        | \$5,923.60         | \$4,835.36 <sup>a</sup> | \$1,088.24                 |

Please see "Endnotes for Your Account" section for an explanation of the endnote codes and symbols on this report.

CG1C1804-000838 946595

© 2010 Charles Schwab & Co., Inc. All rights reserved. Member SIPC. Schwab Institutional is a division of Charles Schwab & Co., Inc. ("Schwab") and provides brokerage, custody, back office, and other services to independent investment advisors. This report is furnished solely for your account at Schwab. Errors may exist in this report due to additional data submitted to Schwab. Please refer to Schwab.com for more information.



**2010 Year-End Schwab Gain/Loss Report**

**Realized Gain or (Loss) (continued)**

Accounting Method: Tax Lot Optimizer

| Long-Term (continued)   | Quantity/Par | Acquired/<br>Opened | Sold/<br>Closed | Total Proceeds     | Cost Basis               | Realized<br>Gain or (Loss) |
|---|--------------|---------------------|-----------------|--------------------|--------------------------|----------------------------|
| ALLERGAN INC: AGN   | 30.0000      | 05/14/08            | 12/10/10        | \$2,048.22         | \$1,559.79 <sup>a</sup>  | \$488.43                   |
| <b>Security Subtotal</b>  |              |                     |                 | <b>\$7,971.82</b>  | <b>\$6,395.15</b>        | <b>\$1,576.67</b>          |
| APOLLO GROUP INC CL A: APOL                                     | 184.0000     | 06/09/09            | 11/22/10        | \$6,469.65         | \$11,946.31 <sup>a</sup> | (\$5,476.66)               |
| <b>Security Subtotal</b>  |              |                     |                 | <b>\$6,469.65</b>  | <b>\$11,946.31</b>       | <b>(\$5,476.66)</b>        |
| BEST BUY INC: BBY   | 48.0000      | 09/18/07            | 12/10/10        | \$1,986.90         | \$2,279.79 <sup>a</sup>  | (\$292.89)                 |
| <b>Security Subtotal</b>  |              |                     |                 | <b>\$1,986.90</b>  | <b>\$2,279.79</b>        | <b>(\$292.89)</b>          |
| BUFFALO SMALL CAP FUND: BUFSX                                   | 481.5920     | 12/31/08            | 03/19/10        | \$11,982.00        | \$7,883.66 <sup>a</sup>  | \$4,098.34                 |
| <b>Security Subtotal</b>  |              |                     |                 | <b>\$11,982.00</b> | <b>\$7,883.66</b>        | <b>\$4,098.34</b>          |
| CISCO SYSTEMS INC: CSCO   | 556.0000     | 10/09/09            | 11/12/10        | \$11,146.62        | \$13,395.54 <sup>a</sup> | (\$2,248.92)               |
| <b>Security Subtotal</b>  |              |                     |                 | <b>\$11,146.62</b> | <b>\$13,395.54</b>       | <b>(\$2,248.92)</b>        |
| ISHARES IBOXX INVESTOP IBOXX \$<br>INVESTOP CORP BOND FUND: LQD | 87.0000      | 11/19/08            | 03/18/10        | \$9,255.00         | \$7,890.33 <sup>a</sup>  | \$1,364.67                 |
| ISHARES IBOXX INVESTOP IBOXX \$<br>INVESTOP CORP BOND FUND: LQD | 28.0000      | 11/19/08            | 08/20/10        | \$3,132.48         | \$2,539.42 <sup>a</sup>  | \$593.06                   |
| ISHARES IBOXX INVESTOP IBOXX \$<br>INVESTOP CORP BOND FUND: LQD | 93.0000      | 12/09/08            | 08/20/10        | \$10,404.30        | \$8,694.06 <sup>a</sup>  | \$1,710.24                 |

Please see "Endnotes for Your Account" section for an explanation of the endnote codes and symbols on this report.



\*G000006380305\*

**Charles SCHWAB**  
INSTITUTIONAL

Brokerage Account of  
**WENTWORTH FOUNDATION**

Report Period  
**January 1 - December 31,  
2010**

Account Number  
**9318-8801**

**2010 Year-End Schwab Gain/Loss Report**

**Realized Gain or (Loss) (continued)** Accounting Method: Tax Lot Optimizer

| Long-Term (continued)  | Quantity/Par | Acquired/<br>Opened | Sold/<br>Closed | Total Proceeds     | Cost Basis               | Realized<br>Gain or (Loss) |
|--|--------------|---------------------|-----------------|--------------------|--------------------------|----------------------------|
| SHAR <b>ES</b> IBOX <b>X</b> INVESTOP IBOX <b>X</b> \$<br>INVESTOP CORP BOND FUND: LQD | 55.0000      | 12/22/08            | 08/20/10        | \$6,153.07         | \$5,498.88 <sup>a</sup>  | \$654.19                   |
| SHAR <b>ES</b> IBOX <b>X</b> INVESTOP IBOX <b>X</b> \$<br>INVESTOP CORP BOND FUND: LQD | 279.0000     | 12/22/08            | 08/20/10        | \$31,212.88        | \$27,894.34 <sup>a</sup> | \$3,318.54                 |
| SHAR <b>ES</b> IBOX <b>X</b> INVESTOP IBOX <b>X</b> \$<br>INVESTOP CORP BOND FUND: LQD | 100.0000     | 02/11/09            | 08/20/10        | \$11,188.32        | \$9,977.95 <sup>a</sup>  | \$1,210.37                 |
| <b>Security Subtotal</b>   |              |                     |                 | <b>\$71,346.05</b> | <b>\$62,494.98</b>       | <b>\$8,851.07</b>          |
| SHAR <b>ES</b> TR BARCLAYS BONDBARCLAYS<br>INTERMEDIATE CREDIT BOND: CIU               | 23.0000      | 11/19/08            | 03/18/10        | \$2,397.00         | \$2,103.31 <sup>a</sup>  | \$293.69                   |
| SHAR <b>ES</b> TR BARCLAYS BONDBARCLAYS<br>INTERMEDIATE CREDIT BOND: CIU               | 100.0000     | 11/19/08            | 03/18/10        | \$10,421.74        | \$9,144.82 <sup>a</sup>  | \$1,276.92                 |
| SHAR <b>ES</b> TR BARCLAYS BONDBARCLAYS<br>INTERMEDIATE CREDIT BOND: CIU               | 220.0000     | 11/19/08            | 03/18/10        | \$22,928.51        | \$20,118.60 <sup>a</sup> | \$2,809.91                 |
| SHAR <b>ES</b> TR BARCLAYS BONDBARCLAYS<br>INTERMEDIATE CREDIT BOND: CIU               | 100.0000     | 12/09/08            | 03/18/10        | \$10,421.74        | \$9,398.60 <sup>a</sup>  | \$1,023.14                 |
| SHAR <b>ES</b> TR BARCLAYS BONDBARCLAYS<br>INTERMEDIATE CREDIT BOND: CIU               | 177.0000     | 12/09/08            | 03/18/10        | \$18,446.49        | \$16,635.52 <sup>a</sup> | \$1,810.97                 |
| <b>Security Subtotal</b>   |              |                     |                 | <b>\$64,615.48</b> | <b>\$57,400.85</b>       | <b>\$7,214.63</b>          |

Please see "Endnotes for Your Account" section for an explanation of the endnote codes and symbols on this report.

© 2010 Charles Schwab & Co., Inc. All rights reserved. Member SIPC. Schwab Institutional is a division of Charles Schwab & Co., Inc. ("Schwab") and provides brokerage, custody, back office, and other services to independent investment advisors. This



**2010 Year-End Schwab Gain/Loss Report**

**Realized Gain or (Loss) (continued)**

Accounting Method: Tax Lot Optimizer

| Long-Term (continued)   | Quantity/Par | Acquired/<br>Opened | Sold/<br>Closed | Total Proceeds     | Cost Basis               | Realized<br>Gain or (Loss) |
|---|--------------|---------------------|-----------------|--------------------|--------------------------|----------------------------|
| ISHARES TR BARCLAYS BONDBARCLAYS<br>INTERMEDIATE GOVT CREDIT: GVI | 52.0000      | 11/19/08            | 03/18/10        | \$5,523.65         | \$5,261.55 <sup>a</sup>  | \$262.10                   |
| ISHARES TR BARCLAYS BONDBARCLAYS<br>INTERMEDIATE GOVT CREDIT: GVI | 41.0000      | 12/09/08            | 03/18/10        | \$4,355.19         | \$4,289.28 <sup>a</sup>  | \$65.91                    |
| <b>Security Subtotal</b>  |              |                     |                 | <b>\$9,878.84</b>  | <b>\$9,550.83</b>        | <b>\$328.01</b>            |
| L-3 COMMUNICATIONS HLDGS: LLL                                     | 53.0000      | 06/06/03            | 03/19/10        | \$4,968.87         | \$2,348.95 <sup>a</sup>  | \$2,619.92                 |
| <b>Security Subtotal</b>  |              |                     |                 | <b>\$4,968.87</b>  | <b>\$2,348.95</b>        | <b>\$2,619.92</b>          |
| MEDCOHEALTH SOLUTIONS: MHS  | 168.0000     | 03/21/07            | 03/19/10        | \$11,051.27        | \$5,848.06 <sup>a</sup>  | \$5,203.21                 |
| <b>Security Subtotal</b>  |              |                     |                 | <b>\$11,051.27</b> | <b>\$5,848.06</b>        | <b>\$5,203.21</b>          |
| PIMCO TOTAL RETURN FUND INSTL CL:<br>PTTRX                        | 2,597.8260   | 11/19/08            | 03/18/10        | \$28,655.00        | \$26,763.59 <sup>a</sup> | \$1,891.41                 |
| <b>Security Subtotal</b>  |              |                     |                 | <b>\$28,655.00</b> | <b>\$26,763.59</b>       | <b>\$1,891.41</b>          |
| PIMCO TOTAL RETURN FUND INSTL CL:<br>PTTRX                        | 5,079.3560   | multiple            | 08/20/10        | \$58,365.84        | \$52,413.81 <sup>a</sup> | \$5,952.03                 |
| <b>Security Subtotal</b>  |              |                     |                 | <b>\$58,365.84</b> | <b>\$52,413.81</b>       | <b>\$5,952.03</b>          |
| <b>Security Subtotal</b>  |              |                     |                 | <b>\$87,020.84</b> | <b>\$79,177.40</b>       | <b>\$7,843.44</b>          |
| STERICYCLE INC: SRCL  | 54.0000      | 08/11/09            | 08/23/10        | \$3,560.81         | \$2,717.80 <sup>a</sup>  | \$843.01                   |
| STERICYCLE INC: SRCL  | 100.0000     | 08/11/09            | 08/23/10        | \$6,594.13         | \$5,032.96 <sup>a</sup>  | \$1,561.17                 |

Please see "Endnotes for Your Account" section for an explanation of the endnote codes and symbols on this report.



\*G000006380405\*

**Charles SCHWAB**  
INSTITUTIONAL

Brokerage Account of  
**WENTWORTH FOUNDATION**

Report Period  
**January 1 - December 31,  
2010**

Account Number  
**9318-8801**

**2010 Year-End Schwab Gain/Loss Report**

**Realized Gain or (Loss) (continued)**

Accounting Method: Tax Lot Optimizer

| Long-Term (continued)                | Quantity/Par | Acquired/<br>Opened | Sold/<br>Closed | Total Proceeds      | Cost Basis              | Realized<br>Gain or (Loss) |
|--------------------------------------|--------------|---------------------|-----------------|---------------------|-------------------------|----------------------------|
| STERICYCLE INC: SRCL                 | 100.0000     | 08/11/09            | 08/23/10        | \$6,594.13          | \$5,032.96 <sup>a</sup> | \$1,561.17                 |
| <b>Security Subtotal</b>             |              |                     |                 | <b>\$16,749.07</b>  | <b>\$12,783.72</b>      | <b>\$3,965.35</b>          |
| THERMO FISHER SCIENTIFIC: TMO        | 80.0000      | 08/06/04            | 03/19/10        | \$3,960.79          | \$2,268.14 <sup>a</sup> | \$1,692.65                 |
| THERMO FISHER SCIENTIFIC: TMO        | 40.0000      | 08/06/04            | 12/10/10        | \$2,097.61          | \$1,134.07 <sup>a</sup> | \$963.54                   |
| <b>Security Subtotal</b>             |              |                     |                 | <b>\$6,058.40</b>   | <b>\$3,402.21</b>       | <b>\$2,656.19</b>          |
| UNITEDHEALTH GROUP INC: UNH          | 55.0000      | 10/23/06            | 12/10/10        | \$1,991.37          | \$2,782.11 <sup>a</sup> | (\$790.74)                 |
| <b>Security Subtotal</b>             |              |                     |                 | <b>\$1,991.37</b>   | <b>\$2,782.11</b>       | <b>(\$790.74)</b>          |
| VARIAN MEDICAL SYSTEMS: VAR          | 112.0000     | 07/25/07            | 03/19/10        | \$5,954.16          | \$4,782.43 <sup>a</sup> | \$1,171.73                 |
| VARIAN MEDICAL SYSTEMS: VAR          | 45.0000      | 07/25/07            | 12/10/10        | \$3,025.65          | \$1,921.51 <sup>a</sup> | \$1,104.14                 |
| <b>Security Subtotal</b>             |              |                     |                 | <b>\$8,979.81</b>   | <b>\$6,703.94</b>       | <b>\$2,275.87</b>          |
| <b>Total Long-Term</b>               |              |                     |                 | <b>\$334,309.46</b> | <b>\$293,981.67</b>     | <b>\$40,327.79</b>         |
| <b>Total Realized Gain or (Loss)</b> |              |                     |                 | <b>\$373,003.64</b> | <b>\$336,445.58</b>     | <b>\$36,558.06</b>         |

Schwab has provided realized gain and loss information wherever possible for most investments. Cost basis data may be incomplete or unavailable for some of your holdings. See Terms and Conditions.

Option Customers: Realized gain/loss of underlying securities is adjusted to reflect the premiums of assigned or exercised options. Please consult IRS publication 550, Investment Income and Expenses, for additional information on Options.

Please see "Endnotes for Your Account" section for an explanation of the endnote codes and symbols on this report.

CG1C1804-000638 946599

© 2010 Charles Schwab & Co., Inc. All rights reserved. Member SIPC. Schwab Institutional is a division of Charles Schwab & Co., Inc. ("Schwab") and provides brokerage, custody, back office, and other services to independent investment advisors. This report is furnished solely for your account at Schwab. Present as noted in this report's Terms and Conditions. Investment advisors whose name appear in this report are not affiliated with Schwab. Please see Terms and Conditions.



# DJC

921 SW Washington, Suite 210 / Portland, OR 97205  
(503)226-1311 FAX (503) 222-5358

STATE OF OREGON, COUNTY OF MULTNOMAH, --ss.

I, MARC CAPLAN, being first duly sworn, depose and say that I am a Manager of the DAILY JOURNAL OF COMMERCE, a newspaper of general circulation in the counties of CLACKAMAS, MULTNOMAH and WASHINGTON as defined by ORS 193.010 and 193.020; published at Portland in the aforesaid County and State, that I know from my personal knowledge that the

**NOTICE**

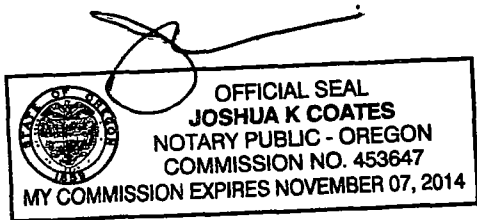
THE ANNUAL RETURN OF THE WENTWORTH FOUNDATION

a printed copy of which is attached, was published in the entire issue of this newspaper for 1 time(s) in the following issues:

05/18/2011.



Subscribed and sworn to before me this 18th day of May, 2011.



**NOTICE**

The annual Return of the Wentworth Foundation (Form 990E) for the year ended December 31, 2010 is available at its principal office, 107 S.E. Grand Avenue, Portland, Oregon. For a period of 180 days following this notice, the report will be made available upon written request to the Gregory T. Wentworth Jr., Foundation President.  
Published May 18, 2011. PF10174447-11

MAURICE R. WILLIAMS, CPA  
Attn: MAURICE R. WILLIAMS  
230 NW 10TH AVE.  
PORTLAND, OR 97209

Order No.: 10174447  
Client's Reference No.:

• If you are filing for an **Additional (Not Automatic) 3-Month Extension, complete only Part II** and check this box  **X**

**Note.** Only complete Part II if you have already been granted an automatic 3-month extension on a previously filed Form 8868.

• If you are filing for an **Automatic 3-Month Extension, complete only Part I** (on page 1).

**Part II Additional (Not Automatic) 3-Month Extension of Time.** Only file the original (no copies needed).

|   |  |   |
|---|--|---|
| Type or print<br><br>File by the extended due date for filing the return. See instructions. | Name of exempt organization<br><b>Wentworth Foundation</b>   | Employer identification number<br><b>93-6024043</b>   |
|   | Number, street, and room or suite number. If a P.O. box, see instructions.<br><b>Maurice R. Williams, CPA, PC<br/>230 N.W. 10th Avenue</b> | City, town or post office, state, and ZIP code. For a foreign address, see instructions.<br><b>Portland, OR 97209</b> |

Enter the Return code for the return that this application is for (file a separate application for each return) ..... **04**

| Application Is For                          | Return Code | Application Is For | Return Code |
|---|-------------|--------------------|-------------|
| Form 990                                    | 01          |                    |             |
| Form 990-BL                                 | 02          | Form 1041-A        | 08          |
| Form 990-EZ                                 | 03          | Form 4720          | 09          |
| Form 990-PF                                 | 04          | Form 5227          | 10          |
| Form 990-T (section 401(a) or 408(a) trust) | 05          | Form 6069          | 11          |
| Form 990-T (trust other than above)         | 06          | Form 8870          | 12          |

**STOP! Do not complete Part II if you were not already granted an automatic 3-month extension on a previously filed Form 8868.**

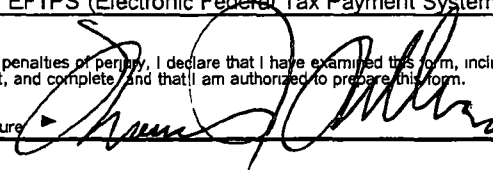
- The books are in care of **Maurice R. Williams**  
Telephone No. **503-228-5277** FAX No. \_\_\_\_\_
- If the organization does not have an office or place of business in the United States, check this box
- If this is for a Group Return, enter the organization's four digit Group Exemption Number (GEN)... \_\_\_\_\_ . If this is for the whole group, check this box  . If it is for part of the group, check this box  and attach a list with the names and EINs of all members the extension is for.

- I request an additional 3-month extension of time until 11/15, 2011.
- For calendar year 2010, or other tax year beginning \_\_\_\_\_, 20\_\_\_\_, and ending \_\_\_\_\_, 20\_\_\_\_.
- If the tax year entered in line 5 is for less than 12 months, check reason:  Initial return  Final return  Change in accounting period
- State in detail why you need the extension.. Information necessary for a complete return is not available at this time.

|   |              |               |
|---|--------------|---------------|
| <b>8a</b> If this application is for Form 990-BL, 990-PF, 990-T, 4720, or 6069, enter the tentative tax, less any nonrefundable credits. See instructions .....   | <b>8a</b> \$ | <b>1,137.</b> |
| <b>b</b> If this application is for Form 990-PF, 990-T, 4720, or 6069, enter any refundable credits and estimated tax payments made. Include any prior year overpayment allowed as a credit and any amount paid previously with Form 8868 ..... | <b>8b</b> \$ | <b>1,151.</b> |
| <b>c Balance due.</b> Subtract line 8b from line 8a. Include your payment with this form, if required, by using EFTPS (Electronic Federal Tax Payment System). See instructions .....   | <b>8c</b> \$ | <b>0.</b>     |

**Signature and Verification**

Under penalties of perjury, I declare that I have examined this form, including accompanying schedules and statements, and to the best of my knowledge and belief, it is true, correct, and complete, and that I am authorized to prepare this form.

Signature  Title **CPA** Date **8/12/11**