



See a Social Security Number? Say Something!
Report Privacy Problems to <https://public.resource.org/privacy>
Or call the IRS Identity Theft Hotline at 1-800-908-4490



Return of Private Foundation
or Section 4947(a)(1) Nonexempt Charitable Trust
Treated as a Private Foundation

2010

Department of the Treasury
Internal Revenue Service

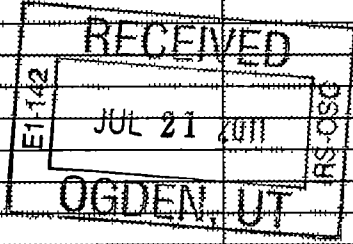
Note. The foundation may be able to use a copy of this return to satisfy state reporting requirements

For calendar year 2010, or tax year beginning _____, and ending _____

G Check all that apply: Initial return, Amended return, Initial return of a former public charity, Address change, Final return, Name change

Name of foundation BOBBY'S FUND FOUNDATION		A Employer identification number 91-6354724	
Number and street (or P O box number if mail is not delivered to street address) 10655 N.E. 4TH STREET		Room/suite 611	B Telephone number 425-462-9389
City or town, state, and ZIP code BELLEVUE, WA 98004		C If exemption application is pending, check here <input type="checkbox"/>	
H Check type of organization: <input checked="" type="checkbox"/> Section 501(c)(3) exempt private foundation <input type="checkbox"/> Section 4947(a)(1) nonexempt charitable trust <input type="checkbox"/> Other taxable private foundation		D 1. Foreign organizations, check here <input type="checkbox"/> 2. Foreign organizations meeting the 85% test, check here and attach computation <input type="checkbox"/>	
I Fair market value of all assets at end of year (from Part II, col. (c), line 16) ▶ \$ 1,231,855. (Part I, column (d) must be on cash basis.)	J Accounting method: <input checked="" type="checkbox"/> Cash <input type="checkbox"/> Accrual <input type="checkbox"/> Other (specify) _____	E If private foundation status was terminated under section 507(b)(1)(A), check here <input type="checkbox"/>	
		F If the foundation is in a 60-month termination under section 507(b)(1)(B), check here <input type="checkbox"/>	

Part I Analysis of Revenue and Expenses <small>(The total of amounts in columns (b), (c), and (d) may not necessarily equal the amounts in column (a))</small>		(a) Revenue and expenses per books	(b) Net investment income	(c) Adjusted net income	(d) Disbursements for charitable purposes (cash basis only)
Revenue	1 Contributions, gifts, grants, etc., received			N/A	
	2 Check <input checked="" type="checkbox"/> if the foundation is not required to attach Sch B				
	3 Interest on savings and temporary cash investments				
	4 Dividends and interest from securities	29,870.	29,870.		STATEMENT 1
	5a Gross rents				
	b Net rental income or (loss)				
	6a Net gain or (loss) from sale of assets not on line 10	1,482.			
	b Gross sales price for all assets on line 6a	278,710.			
	7 Capital gain net income (from Part IV, line 2)		1,482.		
	8 Net short-term capital gain				
	9 Income modifications				
	10a Gross sales less returns and allowances				
b Less Cost of goods sold					
c Gross profit or (loss)					
11 Other income	372.	372.		STATEMENT 2	
12 Total. Add lines 1 through 11	31,724.	31,724.			
Operating and Administrative Expenses	13 Compensation of officers, directors, trustees, etc	0.	0.		0.
	14 Other employee salaries and wages				
	15 Pension plans, employee benefits				
	16a Legal fees				
	b Accounting fees				
	c Other professional fees	5,849.	5,264.		585.
	17 Interest				
	18 Taxes	257.	257.		0.
	19 Depreciation and depletion				
	20 Occupancy				
	21 Travel, conferences, and meetings				
	22 Printing and publications				
	23 Other expenses				
	24 Total operating and administrative expenses. Add lines 13 through 23	6,106.	5,521.		585.
	25 Contributions, gifts, grants paid	54,500.			54,500.
26 Total expenses and disbursements. Add lines 24 and 25	60,606.	5,521.		55,085.	
27 Subtract line 26 from line 12					
a Excess of revenue over expenses and disbursements	<28,882.>				
b Net investment income (if negative, enter -0-)		26,203.			
c Adjusted net income (if negative, enter -0-)			N/A		



SCANNED JUL 28 2011

914
3

Part II Balance Sheets		Attached schedules and amounts in the description column should be for end-of-year amounts only		Beginning of year	End of year	
		(a) Book Value	(b) Book Value	(c) Fair Market Value		
Assets	1	Cash - non-interest-bearing				
	2	Savings and temporary cash investments		57,922.	58,120.	58,120.
	3	Accounts receivable ▶				
		Less allowance for doubtful accounts ▶				
	4	Pledges receivable ▶				
		Less allowance for doubtful accounts ▶				
	5	Grants receivable				
	6	Receivables due from officers, directors, trustees, and other disqualified persons				
	7	Other notes and loans receivable ▶				
		Less allowance for doubtful accounts ▶				
	8	Inventories for sale or use				
	9	Prepaid expenses and deferred charges				
	10a	Investments - U S and state government obligations STMT 7		133,335.	111,999.	121,674.
	b	Investments - corporate stock STMT 8		622,655.	589,957.	724,099.
	c	Investments - corporate bonds STMT 9		217,089.	241,791.	249,661.
11	Investments - land, buildings, and equipment basis ▶					
	Less accumulated depreciation ▶					
12	Investments - mortgage loans					
13	Investments - other STMT 10		56,861.	56,861.	78,301.	
14	Land, buildings, and equipment basis ▶					
	Less accumulated depreciation ▶					
15	Other assets (describe ▶)					
16	Total assets (to be completed by all filers)		1,087,862.	1,058,728.	1,231,855.	
Liabilities	17	Accounts payable and accrued expenses				
	18	Grants payable				
	19	Deferred revenue				
	20	Loans from officers, directors, trustees, and other disqualified persons				
	21	Mortgages and other notes payable				
	22	Other liabilities (describe ▶)				
23	Total liabilities (add lines 17 through 22)		0.	0.		
Net Assets or Fund Balances	Foundations that follow SFAS 117, check here ▶ <input type="checkbox"/>					
	and complete lines 24 through 26 and lines 30 and 31.					
	24	Unrestricted				
	25	Temporarily restricted				
	26	Permanently restricted				
	Foundations that do not follow SFAS 117, check here ▶ <input checked="" type="checkbox"/>					
	and complete lines 27 through 31.					
	27	Capital stock, trust principal, or current funds		1,087,862.	1,058,728.	
28	Paid-in or capital surplus, or land, bldg, and equipment fund		0.	0.		
29	Retained earnings, accumulated income, endowment, or other funds		0.	0.		
30	Total net assets or fund balances		1,087,862.	1,058,728.		
31	Total liabilities and net assets/fund balances		1,087,862.	1,058,728.		

Part III Analysis of Changes in Net Assets or Fund Balances

1	Total net assets or fund balances at beginning of year - Part II, column (a), line 30 (must agree with end-of-year figure reported on prior year's return)	1	1,087,862.
2	Enter amount from Part I, line 27a	2	<28,882.>
3	Other increases not included in line 2 (itemize) ▶ SEE STATEMENT 5	3	136.
4	Add lines 1, 2, and 3	4	1,059,116.
5	Decreases not included in line 2 (itemize) ▶ SEE STATEMENT 6	5	388.
6	Total net assets or fund balances at end of year (line 4 minus line 5) - Part II, column (b), line 30	6	1,058,728.

Part IV Capital Gains and Losses for Tax on Investment Income

(a) List and describe the kind(s) of property sold (e.g., real estate, 2-story brick warehouse, or common stock, 200 shs MLC Co)	(b) How acquired P - Purchase D - Donation	(c) Date acquired (mo., day, yr.)	(d) Date sold (mo., day, yr.)
1a SEE ATTACHED EXHIBIT	P	VARIOUS	VARIOUS
b SEE ATTACHED EXHIBIT	P	VARIOUS	VARIOUS
c CAPITAL GAINS DIVIDENDS			
d			
e			

(e) Gross sales price	(f) Depreciation allowed (or allowable)	(g) Cost or other basis plus expense of sale	(h) Gain or (loss) (e) plus (f) minus (g)
a 33,623.		33,162.	461.
b 244,824.		244,066.	758.
c 263.			263.
d			
e			

Complete only for assets showing gain in column (h) and owned by the foundation on 12/31/69			(l) Gains (Col (h) gain minus col (k), but not less than -0-) or Losses (from col (h))
(i) FMV as of 12/31/69	(j) Adjusted basis as of 12/31/69	(k) Excess of col (i) over col (j), if any	
a			461.
b			758.
c			263.
d			
e			

2 Capital gain net income or (net capital loss)	{ If gain, also enter in Part I, line 7 If (loss), enter -0- in Part I, line 7 }	2	1,482.
3 Net short-term capital gain or (loss) as defined in sections 1222(5) and (6) If gain, also enter in Part I, line 8, column (c) If (loss), enter -0- in Part I, line 8		3	N/A

Part V Qualification Under Section 4940(e) for Reduced Tax on Net Investment Income

(For optional use by domestic private foundations subject to the section 4940(a) tax on net investment income)

If section 4940(d)(2) applies, leave this part blank

Was the foundation liable for the section 4942 tax on the distributable amount of any year in the base period? Yes No

If "Yes," the foundation does not qualify under section 4940(e). Do not complete this part.

1 Enter the appropriate amount in each column for each year, see instructions before making any entries

(a) Base period years Calendar year (or tax year beginning in)	(b) Adjusted qualifying distributions	(c) Net value of noncharitable-use assets	(d) Distribution ratio (col (b) divided by col (c))
2009	60,254.	1,087,649.	.055398
2008	54,303.	1,270,886.	.042728
2007	58,529.	1,280,270.	.045716
2006	60,400.	1,200,420.	.050316
2005	47,400.	1,185,678.	.039977

2 Total of line 1, column (d)	2	.234135
3 Average distribution ratio for the 5-year base period - divide the total on line 2 by 5, or by the number of years the foundation has been in existence if less than 5 years	3	.046827
4 Enter the net value of noncharitable-use assets for 2010 from Part X, line 5	4	1,171,140.
5 Multiply line 4 by line 3	5	54,841.
6 Enter 1% of net investment income (1% of Part I, line 27b)	6	262.
7 Add lines 5 and 6	7	55,103.
8 Enter qualifying distributions from Part XII, line 4	8	55,085.

If line 8 is equal to or greater than line 7, check the box in Part VI, line 1b, and complete that part using a 1% tax rate. See the Part VI instructions.

Part VI Excise Tax Based on Investment Income (Section 4940(a), 4940(b), 4940(e), or 4948 - see instructions)

1a	Exempt operating foundations described in section 4940(d)(2), check here <input type="checkbox"/> and enter "N/A" on line 1 Date of ruling or determination letter _____ (attach copy of letter if necessary-see instructions)		
b	Domestic foundations that meet the section 4940(e) requirements in Part V, check here <input type="checkbox"/> and enter 1% of Part I, line 27b	1	524.
c	All other domestic foundations enter 2% of line 27b Exempt foreign organizations enter 4% of Part I, line 12, col (b)		
2	Tax under section 511 (domestic section 4947(a)(1) trusts and taxable foundations only Others enter -0-)	2	0.
3	Add lines 1 and 2	3	524.
4	Subtitle A (income) tax (domestic section 4947(a)(1) trusts and taxable foundations only Others enter -0-)	4	0.
5	Tax based on investment income. Subtract line 4 from line 3 If zero or less, enter -0-	5	524.
6	Credits/Payments		
a	2010 estimated tax payments and 2009 overpayment credited to 2010	6a	1,661.
b	Exempt foreign organizations - tax withheld at source	6b	
c	Tax paid with application for extension of time to file (Form 8868)	6c	
d	Backup withholding erroneously withheld	6d	
7	Total credits and payments Add lines 6a through 6d	7	1,661.
8	Enter any penalty for underpayment of estimated tax Check here <input checked="" type="checkbox"/> if Form 2220 is attached	8	
9	Tax due. If the total of lines 5 and 8 is more than line 7, enter amount owed	9	
10	Overpayment. If line 7 is more than the total of lines 5 and 8, enter the amount overpaid	10	1,137.
11	Enter the amount of line 10 to be Credited to 2011 estimated tax <input type="checkbox"/> 1,137. Refunded <input type="checkbox"/>	11	0.

Part VII-A Statements Regarding Activities

	Yes	No
1a		X
1b		X
1c		X
2		X
3		X
4a		X
4b		
5		X
6	X	
7	X	
8a		
8b	X	
9		X
10		X

N/A

Part VII-A Statements Regarding Activities (continued)

11	At any time during the year, did the foundation, directly or indirectly, own a controlled entity within the meaning of section 512(b)(13)? If "Yes," attach schedule (see instructions)			X
12	Did the foundation acquire a direct or indirect interest in any applicable insurance contract before August 17, 2008?			X
13	Did the foundation comply with the public inspection requirements for its annual returns and exemption application? Website address ▶ N/A	X		
14	The books are in care of ▶ JOHN R. PRICE Telephone no ▶ 425-462-9389 Located at ▶ 10655 NE 4TH ST., STE 611, BELLEVUE, WA ZIP+4 ▶ 98004			
15	Section 4947(a)(1) nonexempt charitable trusts filing Form 990-PF in lieu of Form 1041 - Check here and enter the amount of tax-exempt interest received or accrued during the year ▶ 15 N/A			
16	At any time during calendar year 2010, did the foundation have an interest in or a signature or other authority over a bank, securities, or other financial account in a foreign country? See page 20 of the instructions for exceptions and filing requirements for Form TD F 90-22.1 If "Yes," enter the name of the foreign country ▶		Yes	No X

Part VII-B Statements Regarding Activities for Which Form 4720 May Be Required

File Form 4720 if any item is checked in the "Yes" column, unless an exception applies.

		Yes	No
1a	During the year did the foundation (either directly or indirectly)		
(1)	Engage in the sale or exchange, or leasing of property with a disqualified person? <input type="checkbox"/> Yes <input checked="" type="checkbox"/> No		
(2)	Borrow money from, lend money to, or otherwise extend credit to (or accept it from) a disqualified person? <input type="checkbox"/> Yes <input checked="" type="checkbox"/> No		
(3)	Furnish goods, services, or facilities to (or accept them from) a disqualified person? <input type="checkbox"/> Yes <input checked="" type="checkbox"/> No		
(4)	Pay compensation to, or pay or reimburse the expenses of, a disqualified person? <input type="checkbox"/> Yes <input checked="" type="checkbox"/> No		
(5)	Transfer any income or assets to a disqualified person (or make any of either available for the benefit or use of a disqualified person)? <input type="checkbox"/> Yes <input checked="" type="checkbox"/> No		
(6)	Agree to pay money or property to a government official? (Exception. Check "No" if the foundation agreed to make a grant to or to employ the official for a period after termination of government service, if terminating within 90 days) <input type="checkbox"/> Yes <input checked="" type="checkbox"/> No		
b	If any answer is "Yes" to 1a(1)-(6), did any of the acts fail to qualify under the exceptions described in Regulations section 53.4941(d)-3 or in a current notice regarding disaster assistance (see page 22 of the instructions)? Organizations relying on a current notice regarding disaster assistance check here N/A <input type="checkbox"/>	1b	
c	Did the foundation engage in a prior year in any of the acts described in 1a, other than excepted acts, that were not corrected before the first day of the tax year beginning in 2010?	1c	X
2	Taxes on failure to distribute income (section 4942) (does not apply for years the foundation was a private operating foundation defined in section 4942(j)(3) or 4942(j)(5))		
a	At the end of tax year 2010, did the foundation have any undistributed income (lines 6d and 6e, Part XIII) for tax year(s) beginning before 2010? <input type="checkbox"/> Yes <input checked="" type="checkbox"/> No If "Yes," list the years ▶		
b	Are there any years listed in 2a for which the foundation is not applying the provisions of section 4942(a)(2) (relating to incorrect valuation of assets) to the year's undistributed income? (If applying section 4942(a)(2) to all years listed, answer "No" and attach statement - see instructions) N/A	2b	
c	If the provisions of section 4942(a)(2) are being applied to any of the years listed in 2a, list the years here ▶		
3a	Did the foundation hold more than a 2% direct or indirect interest in any business enterprise at any time during the year? <input type="checkbox"/> Yes <input checked="" type="checkbox"/> No		
b	If "Yes," did it have excess business holdings in 2010 as a result of (1) any purchase by the foundation or disqualified persons after May 26, 1969, (2) the lapse of the 5-year period (or longer period approved by the Commissioner under section 4943(c)(7)) to dispose of holdings acquired by gift or bequest, or (3) the lapse of the 10-, 15-, or 20-year first phase holding period? (Use Schedule C, Form 4720, to determine if the foundation had excess business holdings in 2010) N/A	3b	
4a	Did the foundation invest during the year any amount in a manner that would jeopardize its charitable purposes?	4a	X
b	Did the foundation make any investment in a prior year (but after December 31, 1969) that could jeopardize its charitable purpose that had not been removed from jeopardy before the first day of the tax year beginning in 2010?	4b	X

Part VII-B Statements Regarding Activities for Which Form 4720 May Be Required (continued)

5a During the year did the foundation pay or incur any amount to

(1) Carry on propaganda, or otherwise attempt to influence legislation (section 4945(e))? Yes No

(2) Influence the outcome of any specific public election (see section 4955), or to carry on, directly or indirectly, any voter registration drive? Yes No

(3) Provide a grant to an individual for travel, study, or other similar purposes? Yes No

(4) Provide a grant to an organization other than a charitable, etc., organization described in section 509(a)(1), (2), or (3), or section 4940(d)(2)? Yes No

(5) Provide for any purpose other than religious, charitable, scientific, literary, or educational purposes, or for the prevention of cruelty to children or animals? Yes No

b If any answer is "Yes" to 5a(1)-(5), did any of the transactions fail to qualify under the exceptions described in Regulations section 53.4945 or in a current notice regarding disaster assistance (see instructions)? Yes No
 Organizations relying on a current notice regarding disaster assistance check here N/A

c If the answer is "Yes" to question 5a(4), does the foundation claim exemption from the tax because it maintained expenditure responsibility for the grant? Yes No
 If "Yes," attach the statement required by Regulations section 53.4945-5(d). N/A

6a Did the foundation, during the year, receive any funds, directly or indirectly, to pay premiums on a personal benefit contract? Yes No

b Did the foundation, during the year, pay premiums, directly or indirectly, on a personal benefit contract? Yes No
 If "Yes" to 6b, file Form 8870.

7a At any time during the tax year, was the foundation a party to a prohibited tax shelter transaction? Yes No

b If "Yes," did the foundation receive any proceeds or have any net income attributable to the transaction? Yes No

Part VIII Information About Officers, Directors, Trustees, Foundation Managers, Highly Paid Employees, and Contractors

1 List all officers, directors, trustees, foundation managers and their compensation.

(a) Name and address	(b) Title, and average hours per week devoted to position	(c) Compensation (If not paid, enter -0-)	(d) Contributions to employee benefit plans and deferred compensation	(e) Expense account, other allowances
BARBARA B. WARD 1539 SHENANDOAH DRIVE EAST SEATTLE, WA 98112	TRUSTEE 1.00	0.	0.	0.
KRISS A. SJOBLUM 1852 - 41ST AVENUE EAST SEATTLE, WA 98112	TRUSTEE 1.00	0.	0.	0.
THOMAS C. GORES 10885 NE FOURTH ST, SUITE 700 BELLEVUE, WA 98004-5579	TRUSTEE 0.00	0.	0.	0.

2 Compensation of five highest-paid employees (other than those included on line 1). If none, enter "NONE."

(a) Name and address of each employee paid more than \$50,000	(b) Title, and average hours per week devoted to position	(c) Compensation	(d) Contributions to employee benefit plans and deferred compensation	(e) Expense account, other allowances
NONE				

Total number of other employees paid over \$50,000 0

Part VIII Information About Officers, Directors, Trustees, Foundation Managers, Highly Paid Employees, and Contractors (continued)

3 Five highest-paid independent contractors for professional services. If none, enter "NONE."

(a) Name and address of each person paid more than \$50,000	(b) Type of service	(c) Compensation
NONE		

Total number of others receiving over \$50,000 for professional services ▶ 0

Part IX-A Summary of Direct Charitable Activities

List the foundation's four largest direct charitable activities during the tax year. Include relevant statistical information such as the number of organizations and other beneficiaries served, conferences convened, research papers produced, etc

	Expenses
1 N/A	
2	
3	
4	

Part IX-B Summary of Program-Related Investments

Describe the two largest program-related investments made by the foundation during the tax year on lines 1 and 2

	Amount
1 N/A	
2	
All other program-related investments See instructions	
3	

Total. Add lines 1 through 3 ▶ 0.

Part X Minimum Investment Return (All domestic foundations must complete this part. Foreign foundations, see instructions.)

1	Fair market value of assets not used (or held for use) directly in carrying out charitable, etc., purposes		
a	Average monthly fair market value of securities	1a	1,078,702.
b	Average of monthly cash balances	1b	110,273.
c	Fair market value of all other assets	1c	
d	Total (add lines 1a, b, and c)	1d	1,188,975.
e	Reduction claimed for blockage or other factors reported on lines 1a and 1c (attach detailed explanation)	1e	0.
2	Acquisition indebtedness applicable to line 1 assets	2	0.
3	Subtract line 2 from line 1d	3	1,188,975.
4	Cash deemed held for charitable activities Enter 1 1/2% of line 3 (for greater amount, see instructions)	4	17,835.
5	Net value of noncharitable-use assets. Subtract line 4 from line 3 Enter here and on Part V, line 4	5	1,171,140.
6	Minimum investment return. Enter 5% of line 5	6	58,557.

Part XI Distributable Amount (see instructions) (Section 4942(j)(3) and (j)(5) private operating foundations and certain foreign organizations check here and do not complete this part)

1	Minimum investment return from Part X, line 6	1	58,557.
2a	Tax on investment income for 2010 from Part VI, line 5	2a	524.
b	Income tax for 2010 (This does not include the tax from Part VI)	2b	
c	Add lines 2a and 2b	2c	524.
3	Distributable amount before adjustments Subtract line 2c from line 1	3	58,033.
4	Recoveries of amounts treated as qualifying distributions	4	0.
5	Add lines 3 and 4	5	58,033.
6	Deduction from distributable amount (see instructions)	6	0.
7	Distributable amount as adjusted Subtract line 6 from line 5 Enter here and on Part XIII, line 1	7	58,033.

Part XII Qualifying Distributions (see instructions)

1	Amounts paid (including administrative expenses) to accomplish charitable, etc., purposes		
a	Expenses, contributions, gifts, etc - total from Part I, column (d), line 26	1a	55,085.
b	Program-related investments - total from Part IX-B	1b	0.
2	Amounts paid to acquire assets used (or held for use) directly in carrying out charitable, etc., purposes	2	
3	Amounts set aside for specific charitable projects that satisfy the		
a	Suitability test (prior IRS approval required)	3a	
b	Cash distribution test (attach the required schedule)	3b	
4	Qualifying distributions. Add lines 1a through 3b Enter here and on Part V, line 8, and Part XIII, line 4	4	55,085.
5	Foundations that qualify under section 4940(e) for the reduced rate of tax on net investment income Enter 1% of Part I, line 27b	5	0.
6	Adjusted qualifying distributions. Subtract line 5 from line 4	6	55,085.

Note. The amount on line 6 will be used in Part V, column (b), in subsequent years when calculating whether the foundation qualifies for the section 4940(e) reduction of tax in those years

Part XIII Undistributed Income (see instructions)

	(a) Corpus	(b) Years prior to 2009	(c) 2009	(d) 2010
1 Distributable amount for 2010 from Part XI, line 7				58,033.
2 Undistributed income, if any, as of the end of 2010				
a Enter amount for 2009 only			0.	
b Total for prior years		0.		
3 Excess distributions carryover, if any, to 2010				
a From 2005				
b From 2006				207.
c From 2007				
d From 2008				
e From 2009				6,444.
f Total of lines 3a through e	6,651.			
4 Qualifying distributions for 2010 from Part XII, line 4 ▶ \$ 55,085.				
a Applied to 2009, but not more than line 2a			0.	
b Applied to undistributed income of prior years (Election required - see instructions)		0.		
c Treated as distributions out of corpus (Election required - see instructions)	0.			
d Applied to 2010 distributable amount				55,085.
e Remaining amount distributed out of corpus				0.
5 Excess distributions carryover applied to 2010 (If an amount appears in column (d), the same amount must be shown in column (a))	2,948.			2,948.
6 Enter the net total of each column as indicated below:	3,703.			
a Corpus Add lines 3f, 4c, and 4e. Subtract line 5				
b Prior years' undistributed income Subtract line 4b from line 2b		0.		
c Enter the amount of prior years' undistributed income for which a notice of deficiency has been issued, or on which the section 4942(a) tax has been previously assessed		0.		
d Subtract line 6c from line 6b Taxable amount - see instructions		0.		
e Undistributed income for 2009 Subtract line 4a from line 2a Taxable amount - see instr			0.	
f Undistributed income for 2010 Subtract lines 4d and 5 from line 1 This amount must be distributed in 2011				0.
7 Amounts treated as distributions out of corpus to satisfy requirements imposed by section 170(b)(1)(F) or 4942(g)(3)	0.			
8 Excess distributions carryover from 2005 not applied on line 5 or line 7	0.			
9 Excess distributions carryover to 2011. Subtract lines 7 and 8 from line 6a	3,703.			
10 Analysis of line 9				
a Excess from 2006				
b Excess from 2007				
c Excess from 2008				
d Excess from 2009				3,703.
e Excess from 2010				

Part XIV Private Operating Foundations (see instructions and Part VII-A, question 9)

N/A

1 a If the foundation has received a ruling or determination letter that it is a private operating foundation, and the ruling is effective for 2010, enter the date of the ruling

b Check box to indicate whether the foundation is a private operating foundation described in section

4942(j)(3) or 4942(j)(5)

2 a Enter the lesser of the adjusted net income from Part I or the minimum investment return from Part X for each year listed

	Tax year				(e) Total
	(a) 2010	(b) 2009	(c) 2008	(d) 2007	
b 85% of line 2a					
c Qualifying distributions from Part XII, line 4 for each year listed					
d Amounts included in line 2c not used directly for active conduct of exempt activities					
e Qualifying distributions made directly for active conduct of exempt activities					
Subtract line 2d from line 2c					
3 Complete 3a, b, or c for the alternative test relied upon					
a "Assets" alternative test - enter					
(1) Value of all assets					
(2) Value of assets qualifying under section 4942(j)(3)(B)(i)					
b "Endowment" alternative test - enter 2/3 of minimum investment return shown in Part X, line 6 for each year listed					
c "Support" alternative test - enter					
(1) Total support other than gross investment income (interest, dividends, rents, payments on securities loans (section 512(a)(5)), or royalties)					
(2) Support from general public and 5 or more exempt organizations as provided in section 4942(j)(3)(B)(iii)					
(3) Largest amount of support from an exempt organization					
(4) Gross investment income					

Part XV Supplementary Information (Complete this part only if the foundation had \$5,000 or more in assets at any time during the year-see the instructions.)

1 Information Regarding Foundation Managers:

a List any managers of the foundation who have contributed more than 2% of the total contributions received by the foundation before the close of any tax year (but only if they have contributed more than \$5,000) (See section 507(d)(2))

BARBARA B. WARD

b List any managers of the foundation who own 10% or more of the stock of a corporation (or an equally large portion of the ownership of a partnership or other entity) of which the foundation has a 10% or greater interest

NONE

2 Information Regarding Contribution, Grant, Gift, Loan, Scholarship, etc., Programs:

Check here if the foundation only makes contributions to preselected charitable organizations and does not accept unsolicited requests for funds. If the foundation makes gifts, grants, etc (see instructions) to individuals or organizations under other conditions, complete items 2a, b, c, and d

a The name, address, and telephone number of the person to whom applications should be addressed

b The form in which applications should be submitted and information and materials they should include

c Any submission deadlines

d Any restrictions or limitations on awards, such as by geographical areas, charitable fields, kinds of institutions, or other factors

FORM 990-PF

DIVIDENDS AND INTEREST FROM SECURITIES

STATEMENT 1

SOURCE	GROSS AMOUNT	CAPITAL GAINS DIVIDENDS	COLUMN (A) AMOUNT
BANK OF AMERICA	5,208.	0.	5,208.
BANK OF AMERICA	177.	0.	177.
BANK OF AMERICA	11,092.	0.	11,092.
BANK OF AMERICA	21.	0.	21.
BANK OF AMERICA	9,549.	0.	9,549.
BANK OF AMERICA	3,823.	0.	3,823.
BANK OF AMERICA	263.	263.	0.
TOTAL TO FM 990-PF, PART I, LN 4	30,133.	263.	29,870.

FORM 990-PF

OTHER INCOME

STATEMENT 2

DESCRIPTION	(A) REVENUE PER BOOKS	(B) NET INVEST- MENT INCOME	(C) ADJUSTED NET INCOME
INVESTMENT COURT SETTLEMENTS	372.	372.	
TOTAL TO FORM 990-PF, PART I, LINE 11	372.	372.	

FORM 990-PF

OTHER PROFESSIONAL FEES

STATEMENT 3

DESCRIPTION	(A) EXPENSES PER BOOKS	(B) NET INVEST- MENT INCOME	(C) ADJUSTED NET INCOME	(D) CHARITABLE PURPOSES
CUSTODIAL/ACTIVITY FEES - BOA	5,849.	5,264.		585.
TO FORM 990-PF, PG 1, LN 16C	5,849.	5,264.		585.

FORM 990-PF

TAXES

STATEMENT 4

DESCRIPTION	(A) EXPENSES PER BOOKS	(B) NET INVEST- MENT INCOME	(C) ADJUSTED NET INCOME	(D) CHARITABLE PURPOSES
FOREIGN TAXES	257.	257.		0.
TO FORM 990-PF, PG 1, LN 18	257.	257.		0.

FORM 990-PF OTHER INCREASES IN NET ASSETS OR FUND BALANCES STATEMENT 5

<u>DESCRIPTION</u>	<u>AMOUNT</u>
2009 TAXABLE TRANSACTIONS RECORDED ON BOOKS IN 2010	136.
TOTAL TO FORM 990-PF, PART III, LINE 3	136.

FORM 990-PF OTHER DECREASES IN NET ASSETS OR FUND BALANCES STATEMENT 6

DESCRIPTIONAMOUNT

2010 TAXABLE TRANSACTIONS RECORDED ON BOOKS IN 2011

388.

TOTAL TO FORM 990-PF, PART III, LINE 5

388.

FORM 990-PF U.S. AND STATE/CITY GOVERNMENT OBLIGATIONS STATEMENT 7

DESCRIPTION	U.S. GOV'T	OTHER GOV'T	BOOK VALUE	FAIR MARKET VALUE
US GOVT OBLIGATIONS	X		111,999.	121,674.
TOTAL U.S. GOVERNMENT OBLIGATIONS			111,999.	121,674.
TOTAL STATE AND MUNICIPAL GOVERNMENT OBLIGATIONS				
TOTAL TO FORM 990-PF, PART II, LINE 10A			111,999.	121,674.

FORM 990-PF

CORPORATE BONDS

STATEMENT 9

DESCRIPTION	BOOK VALUE	FAIR MARKET VALUE
CORPORATE BONDS	241,791.	249,661.
TOTAL TO FORM 990-PF, PART II, LINE 10C	241,791.	249,661.

FORM 990-PF

GRANTS AND CONTRIBUTIONS
PAID DURING THE YEAR

STATEMENT 11

RECIPIENT NAME AND ADDRESS	RECIPIENT RELATIONSHIP AND PURPOSE OF GRANT	RECIPIENT STATUS	AMOUNT
ANNIE WRIGHT SCHOOL 827 NORTH TACOMA AVE TACOMA, WA 98403	GENERAL OPERATIONS	PUBLIC	15,000.
COLLINGS FOUNDATION PO BOX 248 STOW, MA 01775	GENERAL OPERATIONS	PUBLIC	2,500.
GRAYS HARBOR COLLEGE 1620 EDWARD P. SMITH DRIVE ABERDEEN, WA 98520	GENERAL OPERATIONS	PUBLIC	10,000.
LAKESIDE SCHOOL 14050 1ST AVE NE SEATTLE, WA 98125	GENERAL OPERATIONS	PUBLIC	3,000.
POCOCK ROWING FOUNDATION 3320 FUHRMAN AVE EAST SEATTLE, WA 98102	CENTER OPERATIONS	PUBLIC	4,000.
SALVATION ARMY 1010 4TH AVE S. SEATTLE, WA 98134	GENERAL OPERATIONS	PUBLIC	15,000.
UNIVERSITY OF WASHINGTON UNIV OF WASH, BOX 358240 SEATTLE, WA 98195	ECONOMICS ENDOWED FUND	PUBLIC	5,000.
TOTAL TO FORM 990-PF, PART XV, LINE 3A			54,500.



Bank of America Private Wealth Management

BOBBY'S FUND FOUNDATION

Proceeds From Broker Transactions

This section reports your proceeds from sales during the year. We report all transactions on a trade-date basis, which is the date shown in the sale date column. The net proceeds are less commissions, transfer charges, and premiums.

We have adjusted tax costs for amortization of premium paid for the acquisition of municipal bonds through date of sale and for non-taxable dividends. Wash sales are reported with tax cost equal to proceeds. Disallowed losses from wash sales have been added to the tax cost of the repurchased securities. An asterisk symbol (*) next to the tax cost indicates that the tax cost has been adjusted for the current year's return of capital. However, we have not made adjustments to the cost basis of all partnerships.

Short term transactions

This category includes all assets held 12 months or less.

Description	Cusip	Number of shares exchanged	Acquisition Date	Sale date	Gross proceeds less commissions	Tax cost	Net gain or loss
XTO ENERGY INC	98385X106	50	06/08/09	01/22/10	\$2,304.25	\$2,029.00	\$275.25
TRAVELERS COS INC	89417E109	40	04/27/09	03/10/10	\$2,137.82	\$1,639.48	\$498.34
GENERAL ELECTRIC CO	369604103	130	04/27/09	03/10/10	\$2,139.84	\$1,577.50	\$562.34
TEVA PHARMACEUTICAL INDS LTD	881624209	50	08/05/09	03/10/10	\$3,056.51	\$2,618.83	\$437.68
CHESAPEAKE ENERGY CORP	165167107	175	09/18/09	03/26/10	\$3,874.78	\$4,873.00	\$-998.22
TRAVELERS COS INC	89417E109	10	04/27/09	04/27/10	\$515.54	\$409.87	\$105.67
MASTERCARD INC CL A	57636Q104	25	11/24/09	05/27/10	\$5,208.47	\$5,892.25	\$-683.78
NORTHERN TRUST CORP	665859104	50	06/08/09	05/27/10	\$2,572.55	\$2,800.00	\$-227.45
FRONTIER COMMUNICATIONS CORP	35906A108	24	12/11/09	08/05/10	\$179.11	\$213.00	\$-33.89
VANGUARD INTL EQUITY INDEX FD INC	922042858	55	11/24/09	09/15/10	\$2,395.09	\$2,250.01	\$145.08
ISHARES INC MSCI PACIFIC EX-JAPAN	464286665	65	12/11/09	09/15/10	\$2,799.00	\$2,710.49	\$88.51
GILEAD SCIENCES INC	375558103	105	03/26/10	11/09/10	\$4,046.19	\$4,751.10	\$-704.91
CARMAX INC	143130102	70	07/08/10	12/06/10	\$2,393.41	\$1,397.67	\$995.74
Total short term gain/loss from sales:					\$33,622.56	\$33,162.20	\$460.36



Bank of America Private Wealth Management

2010 Tax Information Letter

Account Number 011001724905

Page 5

BOBBY'S FUND FOUNDATION

Long term transactions

This category includes all assets held more than 12 months

Description	Cusip	Number of shares exchanged	Acquisition Date	Sale date	Gross proceeds less commissions	Tax cost	Net gain or loss
AMAZON COM INC	023135106	20	05/21/08	01/22/10	\$2,504 58	\$1,597 52	\$907 06
XTO ENERGY INC	98385X106	100	07/16/08	01/22/10	\$4,608 50	\$5,712 39	\$-1,103 89
JP MORGAN CHASE & CO	46625H100	45	01/25/08	01/22/10	\$1,790 98	\$1,989 89	\$-198 91
GOLDMAN SACHS GROUP INC	38141G104	15	12/08/08	01/22/10	\$2,348 37	\$1,146 60	\$1,201 77
GOLDMAN SACHS GROUP INC	38141G104	10	09/21/05	01/22/10	\$1,565 58	\$1,175 95	\$389 63
UNITED STATES TREAS NTS	9128275Z1	20000	01/25/06	02/15/10	\$20,000 00	\$21,513 28	\$-1,513 28
CISCO SYSTEM INC	17275R102	100	06/17/96	03/10/10	\$2,584 98	\$609 70	\$1,975 28
QUALCOMM INC	747525103	50	11/29/07	03/10/10	\$1,937 53	\$2,058 50	\$-120 97
CVS CORPORATION DEL	126650100	75	03/30/07	03/10/10	\$2,608 52	\$2,580 75	\$27 77
GENERAL MILLS INC	370334104	30	03/30/07	03/10/10	\$2,151 92	\$1,751 70	\$400 22
EMERSON ELECTRIC CO	291011104	70	09/10/91	03/10/10	\$3,353 11	\$247 45	\$3,105 66
ISHARES TR MSCI EAFE INDEX FD	464287465	25	03/11/08	03/10/10	\$1,374 76	\$1,764 25	\$-389 49
COSTCO WHSL CORP NEW	22160K105	35	10/06/98	03/10/10	\$2,101 87	\$782 03	\$1,319 84
ISHARES TR MSCI EAFE INDEX FD	464287465	20	03/09/06	03/10/10	\$1,099 81	\$1,247 60	\$-147 79
WASTE MGMT INC DEL COM	94106L109	100	01/25/08	03/15/10	\$3,331 49	\$3,096 69	\$234 80
WASTE MGMT INC DEL COM	94106L109	40	10/08/07	03/15/10	\$1,332 59	\$1,541 04	\$-208 45
COGNIZANT TECHNOLOGY SOLUTIONS	192446102	15	03/18/08	03/26/10	\$763 29	\$419 85	\$343 44
COGNIZANT TECHNOLOGY SOLUTIONS	192446102	50	03/30/07	03/26/10	\$2,544 29	\$2,235 42	\$308 87
COVIDIEN LTD	G2554F105	80	05/08/08	03/26/10	\$3,965 58	\$3,945 38	\$20 20
GOOGLE INC CL A	38259P508	3	03/30/07	03/26/10	\$1,682 07	\$1,389 60	\$292 47
TRAVELERS COS INC	89417E109	85	03/26/09	04/27/10	\$4,382 08	\$3,382 15	\$999 93
TRANSOCEAN LTD	H8817H100	75	03/12/09	04/27/10	\$6,447 33	\$4,013 25	\$2,434 08
LAUDER ESTEE COS INC	518439AA2	32000	11/24/04	05/25/10	\$34,720 00	\$35,072 00	\$-352 00
NORTHERN TRUST CORP	668959104	85	03/18/08	05/27/10	\$4 373 34	\$5,750 87	\$-1,377 53
FEDERAL NATL MTG ASSN UNSECD	31359MFS7	15000	02/01/06	06/15/10	\$15,000 00	\$16,326 15	\$-1,326 15
L-3 COMMUNICATIONS HLDGS INC	502424104	75	03/23/05	07/08/10	\$5,521 79	\$5,392 50	\$129 29



Bank of America Private Wealth Management

BOBBY'S FUND FOUNDATION

2010 Tax Information Letter

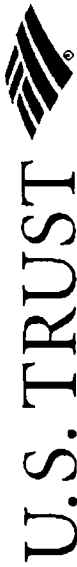
Account Number 011001724905

Page 6

Long term transactions

This category includes all assets held more than 12 months.

Description	Cusip	Number of Shares exchanged	Acquisition Date	Sale Date	Gross proceeds less commissions	Tax cost	Net gain or loss
AMDOCS LTD	G02602103	210	03/30/07	07/08/10	\$5,848 86	\$7,626 86	\$-1,778 00
MONSANTO CO NEW	61166W101	50	09/24/08	07/13/10	\$2,594 04	\$5,601 50	\$-3,007 46
DEERE & CO	244199105	15	11/21/07	07/14/10	\$895 04	\$1,155 07	\$-260 03
DEERE & CO	244199105	35	03/30/07	07/14/10	\$2,088 41	\$1,940 63	\$147 78
STAPLES INC	855030102	225	03/30/07	08/02/10	\$4,667 43	\$5,869 94	\$-1,202 51
STAPLES INC	855030102	100	06/08/09	08/02/10	\$2,074 42	\$2,039 00	\$35 42
RESEARCH IN MOTION LTD	760975102	75	02/14/08	08/02/10	\$4,248 59	\$7,222 50	\$-2,973 91
FRONTIER COMMUNICATIONS CORP	35906A108	0 01	11/06/07	08/04/10	\$0 08	\$0 11	\$-0 03
FRONTIER COMMUNICATIONS CORP	35906A108	36	11/06/07	08/05/10	\$268 59	\$409 22	\$-140 63
EMERSON ELEC CO NTS	291011AM6	25000	06/17/03	08/15/10	\$25,000 00	\$30,703 25	\$-5,703 25
COMCAST CORP NEW CL A	20030N101	250	03/26/09	09/02/10	\$4,477 52	\$3,610 00	\$867 52
EOG RES INC	26875P101	35	03/30/07	09/02/10	\$3,126 41	\$2,517 12	\$609 29
ALBEMARLE CORP	012653101	45	03/30/07	09/02/10	\$1,896 42	\$1,891 60	\$4 82
BOEING CO	097023105	40	03/18/08	09/14/10	\$2,528 42	\$3,051 14	\$-522 72
CVS CORPORATION DEL	126650100	60	03/30/07	09/14/10	\$1,756 09	\$2,064 60	\$-308 51
SYSCO CORP	871829107	140	01/05/00	09/14/10	\$4,029 37	\$2,647 75	\$1,381 62
BOEING CO	097023105	50	06/01/07	09/14/10	\$3,160 53	\$5,030 07	\$-1,869 54
VANGUARD INDEX TR VANGUARD TOTAL	922908769	100	11/21/07	09/15/10	\$5,718 91	\$7,090 72	\$-1,371 81
HUDSON CITY BANCORP INC	443683107	400	09/18/09	10/12/10	\$4,774 60	\$5,421 36	\$-646 76
VANGUARD INTL EQUITY INDEX FD INC	922042858	350	06/08/09	12/06/10	\$16,631 75	\$11,259 50	\$5,372 25
VANGUARD INTL EQUITY INDEX FD INC	922042858	70	11/24/09	12/06/10	\$3,326 35	\$2,863 64	\$462 71
APPLE COMPUTER INC	037833100	8	03/30/07	12/06/10	\$2,556 61	\$758 88	\$1,797 73
UNITED TECHNOLOGIES CORP	913017109	25	03/30/07	12/06/10	\$1,951 27	\$1,626 43	\$324 84
STERICYCLE INC	858912108	30	03/30/07	12/06/10	\$2,304 61	\$1,220 51	\$1,084 10
VANGUARD INTL EQUITY INDEX FD INC	922042858	5	03/12/09	12/06/10	\$237 60	\$106 25	\$131 35



Bank of America Private Wealth Management

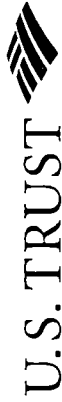
BOBBY'S FUND FOUNDATION

Long term transactions

This category includes all assets held more than 12 months.

Description	Cusip	Number of shares exchanged	Acquisition Date	Sale date	Gross proceeds less commissions	Tax cost	Net gain or loss
EOG RES INC	26875P101	50	03/30/07	12/14/10	\$4,567 41	\$3,595 88	\$971 53
Total long term gain/loss from sales:					\$244,823 69	\$244,066 04	\$757 65

Settlement Date



Bank of America Private Wealth Management

Portfolio Detail

Account: 73-01-100-1724905 BOBBY'S FUND FOUNDATION

Dec 01, 2009 through Dec. 31, 2009

Units	Description	Market Value(1)/ Market Price	Accrued Income	Average Unit Cost	Tax Cost/ Average Unit Cost	Unrealized Gain/Loss	Estimated Annual Income	Cur Yld/ YTM
3,443 670	AIM SHORT TERM INV CO TREASURY (Income Investment)	\$3,443 67	\$0.65	\$3,443 67 1,000	\$0.00	\$0.00	\$0.69	0.0%
54,478 170	AIM SHORT TERM INV CO TREASURY	54,478 17	1 61	54,478 17 1,000	0.00	0.00	10.90	0.0
	Total Cash/Currency	\$57,921.84	\$2.26	\$57,921.84	\$0.00	\$0.00	\$11.59	0.0%

Equities

155 000	ALBEMARLE CORP Ticker: ALB	\$5,637.35 36,370	\$29 38	\$4,889 03 31,542	\$748.32	\$77.50	1.4%
50 000	AMAZON COM INC Ticker: AMZN	6,726 00 134 520	0.00	3,993 81 79 876	2,732.19	0.00	0.0
210 000	AMDCCS.LTD GUERNSEY Ticker: DOX	5,991.30 28,530	0 00	7,626 86 36 318	-1,635.56	0.00	0.0
125 000	AMERICAN TOWER CORP CLA Ticker: AMT	5,401 25 43 210	0.00	4,587 50 36 700	813 75	0.00	0 0
45 000	APPLE INC Ticker: AAPL	9,482 94 210,732	0.00	4,268.70 94 860	5,214.24	0.00	0 0
150 000	BANK NEW YORK MELLON CORP Ticker: BK	4,195 50 27 970	0.00	6,475 82 43,172	-2,280.32	54.00	1 3
80 000	BECTON DICKINSON & CO Ticker: BDX	6,308 80 78,860	29 60	6,514 43 81 430	-205 63	118.40	1.9
170 000	BOEING CO Ticker: BA	9,202 10 54,130	0.00	12,972 57 76 309	-3,770.47	285.60	3.1
175 000	CHESAPEAKE ENERGY CORP Ticker: CHK	4,529 00 25 880	13.13	4,873.00 27 846	-344 00	52.50	1.2
80 000	CHEVRON CORP Ticker: CVX	6,159 20 76 990	0 00	2,982.80 37,285	3,176 40	217.60	3.5

(1) Market Value in the Portfolio Detail section does not include Accrued Income



2N0301103

Settlement Date

Portfolio Detail

Dec. 01, 2009 through Dec. 31, 2009

Account: 73-01-100-1724905 BOBBY'S FUND FOUNDATION

Units	Description	Market Value(1)/ Market Price	Accrued Income	Average Unit Cost	Tax Cost/ Unit Cost	Unrealized Gain/Loss	Estimated Annual Income	Cur Yld/ YTM
375.000	CISCO SYS INC Ticker: CSCO	8,977.50 23.940	0.00	2,286.37 6.097	6,691.13	0.00	0.00	0.0
225.000	COGNIZANT TECHNOLOGY SOLUTIONS CLA Ticker: CTSH	10,199.25 45.330	0.00	7,133.72 31.705	3,065.53	0.00	0.00	0.0
250.000	COMCAST CORP NEW CL A COM Ticker: CMCSA	4,215.00 16.860	0.00	3,610.00 14.440	605.00	94.50	94.50	2.2
140.000	COSTCO WHSL CORP NEW Ticker: COST	8,283.80 59.170	0.00	3,128.12 22.344	5,155.68	100.80	100.80	1.2
195.000	COVIDIEN LTD PLC COM IRELAND Ticker: COV	9,338.55 47.890	0.00	9,611.00 49.287	-272.45	140.40	140.40	1.5
280.000	CVS CAREMARK CORP Ticker: CVS	9,018.80 32.210	0.00	9,534.80 34.410	-616.00	85.40	85.40	0.9
155.000	DEERE & CO Ticker: DE	8,383.95 54.090	43.40	8,402.27 54.208	-18.32	173.60	173.60	2.1
120.000	ECOLAB INC Ticker: ECL	5,349.60 44.580	30.23	2,002.50 16.688	3,347.10	74.40	74.40	1
120.000	EDISON INTL Ticker: EIX	4,173.60 34.780	37.80	5,947.46 49.562	-1,773.86	151.20	151.20	3.6
160.000	EMERSON ELEC CO Ticker: EMR	6,816.00 42.600	0.00	565.60 3.535	6,250.40	214.40	214.40	3.1
85.000	EOG RES INC Ticker: EOG	8,270.50 97.300	0.00	6,113.00 71.918	2,157.50	49.30	49.30	0.6
115.000	EXXON MOBIL CORP Ticker: XOM	7,841.85 68.190	0.00	313.95 2.730	7,527.90	193.20	193.20	2.5
150.000	FIDELITY NATL INFORMATION SVCS INC COM Ticker: FIS	3,516.00 23.440	0.00	3,662.99 24.420	-146.99	30.00	30.00	0.9
75.000	FIRSTENERGY CORP Ticker: FE	3,483.75 46.450	0.00	5,131.37 68.418	-1,647.62	165.00	165.00	4.7

Equities (cont)

Portfolio Detail

Account: 73-01-100-1724905 BOBBY'S FUND FOUNDATION

Dec. 01, 2009 through Dec 31, 2009

Units	Description	Market Value(1)/ Market Price	Accrued Income	Average Unit Cost	Tax Cost/ Unrealized Gain/Loss	Estimated Annual Income	Cur Vid/ YTM
450 000	GENERAL ELEC CO Ticker: GE	6,808.50 15.130	45.00	5,460.57 12.135	1,347.93	180.00	2.6
120 000	GENERAL MILS INC Ticker: GIS	8,497.20 70.810	0.00	7,006.80 58.390	1,490.40	235.20	2.8
50 000	GOLDMAN SACHS GROUP INC Ticker: GS	8,442.00 168.840	0.00	4,233.55 84.671	4,208.45	70.00	0.8
15 000	GOOGLE INC CLACOM Ticker: GOOG	9,299.70 619.980	0.00	6,948.00 463.200	2,351.70	0.00	0.0
120 000	HEWLETT PACKARD CO Ticker: HPQ	6,181.20 51.510	9.60	6,015.55 50.130	165.65	38.40	0.6
400 000	HUDSON CITY BANCORP Ticker: HCBK	5,492.00 13.730	0.00	5,421.36 13.553	70.64	240.00	4.4
200 000	INTEL CORP Ticker: INTC	4,080.00 20.400	0.00	3,791.52 18.958	288.48	112.00	2.7
40 000	INTERNATIONAL BUSINESS MACHS Ticker: IBM	5,236.00 130.900	0.00	4,268.00 106.700	968.00	88.00	1.7
1,055 000	ISHARES MSCI EAFE INDEX FUND Ticker: EFA	58,320.40 55.280	0.00	60,309.55 57.165	-1,989.15	1,520.26	2.6
710 000	ISHARES MSCI PACIFIC EX-JAPAN INDEX FUND Ticker: EPP	29,372.70 41.370	0.00	24,424.99 34.401	4,947.71	1,013.88	3.5
190 000	ISHARES S&P MIDCAP 400 INDEX FUND Ticker: IJH	13,757.90 72.410	0.00	13,356.98 70.300	400.92	255.74	1.9
70 000	ISHARES S&P SMALLCAP 600 GROWTH INDEX FUND Ticker: IJT	3,999.80 57.140	0.00	3,780.30 54.004	219.50	24.78	0.6
200 000	J P MORGAN CHASE & CO Ticker: JPM	8,334.00 41.670	0.00	8,843.96 44.220	-509.96	40.00	0.5
80 000	JOHNSON & JOHNSON Ticker: JNJ	5,152.80 64.410	0.00	4,676.80 58.460	476.00	156.80	3.0

Equities (cont)



2N0301104

Settlement Date

Portfolio Detail

Dec. 01, 2009 through Dec. 31, 2009

Account: 73-01-100-1724905 BOBBY'S FUND FOUNDATION

Units	Description	Market Value(1)/ Market Price	Accrued Income	Average Unit Cost	Tax Cost/ Average Unit Cost	Unrealized Gain/Loss	Estimated Annual Income	Cur Yld/ YTM
175 000	KRAFT FOODS INC CL A COM Ticker: KFT	4,756 50 27.180	50.75	4,391.05 25.092	4,391.05 25.092	365.45	203.00	4.3
75 000	L-3 COMMUNICATIONS HLDGS INC Ticker: LLL	6,521.25 86.950	0.00	5,392.50 71.900	5,392.50 71.900	1,128.75	105.00	1.6
175 000	MARATHON OIL CORP Ticker: MRO	5,463.50 31.220	0.00	6,844.74 39.113	6,844.74 39.113	-1,381.24	168.00	3.1
275 000	MARSH & MCLENNAN COS INC Ticker: MMC	6,072.00 22.080	0.00	6,843.75 24.886	6,843.75 24.886	-771.75	220.00	3.6
25 000	MASTERCARD INC CL A COM Ticker: MA	6,399.50 255.980	0.00	5,892.25 235.690	5,892.25 235.690	507.25	15.00	0.2
80 000	MCDONALDS CORP Ticker: MCD	4,995.20 62.440	0.00	3,618.94 45.237	3,618.94 45.237	1,376.26	176.00	3.5
220 000	METLIFE INC Ticker: MET	7,777.00 35.350	0.00	12,442.13 56.555	12,442.13 56.555	-4,665.13	162.80	2.1
250 000	MICROSOFT CORP Ticker: MSFT	7,620.00 30.480	0.00	5,200.00 20.800	5,200.00 20.800	2,420.00	130.00	1.7
50 000	MONSANTO CO NEW COM Ticker: MON	4,087.50 81.750	0.00	5,601.50 112.030	5,601.50 112.030	-1,514.00	53.00	1.2
160 000	MORGAN STANLEY Ticker: MS	4,736.00 29.600	0.00	4,847.97 30.300	4,847.97 30.300	-111.97	32.00	0.7
115 000	NATIONAL OILWELL VARCO INC Ticker: NOV	5,070.35 44.090	0.00	8,293.40 72.117	8,293.40 72.117	-3,223.05	0.00	0.0
100 000	NORFOLK SOUTHERN CORP Ticker: NSC	5,242.00 52.420	0.00	2,827.00 28.270	2,827.00 28.270	2,415.00	136.00	2.6
135 000	NORTHERN TR CORP Ticker: NTRS	7,074.00 52.400	37.80	8,550.87 63.340	8,550.87 63.340	-1,476.87	151.20	2.1
300 000	ORACLE CORP Ticker: ORCL	7,359.00 24.530	0.00	6,052.65 20.176	6,052.65 20.176	1,306.35	60.00	0.8
110 000	PEPSICO INC Ticker: PEP	6,688.00 60.800	65.25	4,532.00 41.200	4,532.00 41.200	2,156.00	198.00	3.0

Equities (cont)

Portfolio Detail

Account: 73-01-100-1724905 BOBBY'S FUND FOUNDATION

Dec 01, 2009 through Dec 31, 2009

Units	Description	Market Value(1)/ Market Price	Accrued Income	Average Unit Cost	Tax Cost/ Average Unit Cost	Unrealized Gain/Loss	Estimated Annual Income	Cur Yld/ YTM
Equities (cont)								
160,000	POWERSHARES EMERGING MKTS INFRASTRUCTURE PORTFOLIO Ticker: PXR	6,854.40 42,840	0.00	6,843.51 42,772	10.89	50.40	0.7	
150,000	POWERSHARES FTSE RAFI U S 1500 SMALL-MID PORTFOLIO Ticker: PRFZ	7,596.00 50,640	0.00	7,201.35 48,009	394.65	97.50	1.3	
100,000	PRAXAIR INC Ticker: PX	8,031.00 80,310	0.00	4,478.50 44,785	3,552.50	160.00	2.0	
210,000	QUALCOMM INC Ticker: QCOM	9,714.60 46,260	0.00	4,483.82 21,352	5,230.78	142.80	1.5	
150,000	QUEST DIAGNOSTICS INC Ticker: DGX	9,057.00 60,380	0.00	7,512.82 50,085	1,544.18	60.00	0.7	
100,000	RAYTHEON CO COM NEW Ticker: RTN	5,152.00 51,520	31.00	5,290.00 52,900	-138.00	124.00	2.4	
75,000	RESEARCH IN MOTION LTD CANADA Ticker: RIMM	5,065.50 67,540	0.00	7,222.50 96,300	-2,157.00	0.00	0.0	
95,000	SCHLUMBERGER LTD NETHERLANDS ANTILLES Ticker: SLB	6,183.55 65,090	28.35	3,996.06 42,064	2,187.49	79.80	1.1	
325,000	STAPLES INC Ticker: SPLS	7,991.75 24,590	26.81	7,908.94 24,335	82.81	107.25	1.3	
125,000	STERICYCLE INC Ticker: SRCL	6,896.25 55,170	0.00	5,085.47 40,684	1,810.78	0.00	0.0	
290,000	SYSCO CORP Ticker: SY	8,102.60 27,940	72.50	5,484.62 18,912	2,617.98	290.00	3.6	
150,000	TEVA PHARMACEUTICAL INDS LTD ADR ISRAEL Ticker: TEVA	8,427.00 56,180	0.00	7,856.49 52,377	570.51	72.30	0.9	
125,000	THERMO FISHER SCIENTIFIC CORP Ticker: TMO	5,961.25 47,690	0.00	4,485.48 35,884	1,475.77	0.00	0.0	



2N0301105

Settlement Date

Portfolio Detail

Dec. 01, 2009 through Dec. 31, 2009

Account: 73-01-100-1724905 BOBBY'S FUND FOUNDATION

Units	Description	Market Value(1)/ Market Price	Accrued Income	Average Unit Cost	Tax Cost/ Unit Cost	Unrealized Gain/Loss	Estimated Annual Income	Cur Yld/ YTM
135.000	TIME WARNER INC NEW COM Ticker: TWX	3,933.90 29.140	0.00	4,745.51 35.152		-811.61	101.25	2.6
75.000	TRANSOCEAN LTD SWITZERLAND Ticker: RIG	6,210.00 82.800	0.00	4,013.25 53.510		2,196.75	0.00	0.0
135.000	TRAVELERS COS INC Ticker: TRV	6,731.10 49.860	0.00	5,431.50 40.233		1,299.60	178.20	2.6
125.000	UNITED TECHNOLOGIES CORP Ticker: UTX	8,676.25 69.410	0.00	8,132.15 65.057		544.10	192.50	2.2
160.000	VANGUARD FTSE ALL WORLD EX-US SMALL CAP ETF Ticker: VSS	13,075.20 81.720	0.00	13,183.39 82.396		-108.19	0.00	0.0
1,100.000	VANGUARD INDEX TR VANGUARD TOTAL STK MKT VIPERS Ticker: VTI	62,007.00 56.370	0.00	76,526.44 69.569		-14,519.44	1,575.20	2.5
875.000	VANGUARD INTL EQUITY INDEX FDS VANGUARD EMERGING MKTS ETF Ticker: VWO	35,875.00 41.000	0.00	24,873.15 28.426		11,001.85	476.88	1.3
250.000	VERIZON COMMUNICATIONS INC Ticker: VZ	8,282.50 33.130	0.00	9,854.93 39.420		-1,572.43	475.00	5.7
140.000	WASTE MGMT INC DEL Ticker: WM	4,733.40 33.810	0.00	4,637.73 33.127		95.67	162.40	3.4
250.000	WESTERN UNION CO Ticker: WU	4,712.50 18.850	0.00	4,753.88 19.016		-41.38	15.00	0.3
150.000	XTO ENERGY INC Ticker: XTO	6,979.50 46.530	18.75	7,741.39 51.609		-761.89	75.00	1.1
125.000	YUM BRANDS INC Ticker: YUM	4,371.25 34.970	0.00	4,315.76 34.526		55.49	105.00	2.4
Total Equities		\$684,958.09	\$569.35	\$622,654.99		\$62,303.10	\$12,603.34	1.8%

Portfolio Detail

Account: 73-01-100-1724905 BOBBY'S FUND FOUNDATION

Dec 01, 2009 through Dec. 31, 2009

Units	Description	Market Value(1)/ Market Price	Accrued Income	Average Unit Cost	Tax Cost/ Average Unit Cost	Unrealized Gain/Loss	Estimated Annual Income	Cur Yld/ YTM
15,000,000	ABBOTT LABORATORIES NT	\$16,290.15 108.601	\$72.33	\$15,606.00 104.040	\$684.15	\$840.00	5.2% 4.2	
10,000,000	DTD 11/09/07 5.600% DUE 11/30/17 CATERPILLAR FINL SVCS CORP SR UNSECD MTN	10,415.80 104.158	115.05	10,195.80 101.958	220.00	545.00	5.2 4.8	
15,000,000	DTD 03/27/08 5.450% DUE 04/15/18 CISCO SYS INC NT	16,468.50 109.790	295.62	15,137.70 100.918	1,330.80	825.00	5.0 3.6	
10,000,000	DTD 02/22/06 5.500% DUE 02/22/16 DEERE JOHN CAP CORP MTN SER D	10,304.80 103.048	9.58	10,390.30 103.903	-85.50	287.50	2.8 1.5	
25,000,000	DTD 12/19/08 2.875% DUE 06/19/12 EMERSON ELEC CO NT	26,085.00 104.340	672.92	30,703.25 122.813	-4,618.25	1,781.25	6.8 0.5	
15,000,000	DTD 08/11/00 7.125% DUE 08/15/10 FEDERAL NATL MTG ASSN BENCHMRK NT	15,468.75 103.125	47.49	16,326.15 108.841	-857.40	1,068.75	6.9 0.1	
25,000,000	DTD 06/09/00 7.125% DUE 06/15/10 GENERAL ELEC CAP CORP MTN SER A	26,784.25 107.137	554.86	26,680.00 106.720	104.25	1,468.75	5.5 2.3	
15,000,000	DTD 02/15/02 5.875% DUE 02/15/12 HONEYWELL INTL INC SR UNSECD MTN	15,820.95 105.473	264.99	14,716.20 98.108	1,104.75	795.00	5.0 4.4	
35,000,000	DTD 02/29/08 5.300% DUE 03/01/18 LAUDER ESTEE COS INC SR NT	37,425.15 106.929	968.33	38,360.00 109.600	-934.85	2,100.00	5.6 2.4	
20,000,000	DTD 01/10/02 6.000% DUE 01/15/12 UNITED STATES TREAS NT	20,145.40 100.727	491.03	21,513.28 107.566	-1,367.88	1,300.00	6.5 0.3	
25,000,000	DTD 02/15/00 6.50% DUE 02/15/10 UNITED STATES TREAS NT	26,896.50 107.586	413.13	24,903.32 99.613	1,993.18	1,093.75	4.1 1.3	
25,000,000	DTD 08/15/02 4.375% DUE 08/15/12 UNITED STATES TREAS NT	26,976.50 107.906	401.32	24,197.28 96.789	2,779.22	1,062.50	3.9 1.9	

Fixed Income



2N0301106

Settlement Date

Portfolio Detail

Account: 73-01-100-1724905 BOBBY'S FUND FOUNDATION

Dec. 01, 2009 through Dec. 31, 2009

Units	Description	Market Value(1)/ Market Price	Accrued Income	Average Unit Cost	Tax Cost/ Average Unit Cost	Unrealized Gain/Loss	Estimated Annual Income	Cur Yld/ YTM
Fixed Income (cont)								
25,000.000	UNITED STATES TREAS NT DTD 05/17/04 4.750% DUE 05/15/14	27,507.75 110.031	154.17	26,058.60 104.234	1,449.15	1,187.50	4.3	2.2
20,000.000	UNITED STATES TREAS NT DTD 05/15/06 5.125% DUE 05/15/16	22,306.20 111.531	133.08	20,456.26 102.281	1,849.94	1,025.00	4.6	3.1
15,102.750	UNITED STATES TREAS NT INFLATION INDEX DTD 01/15/09 2.125% DUE 01/15/19	16,016.01 106.047	148.25	16,206.59 107.309	-190.58	320.93	2.0	1.3
15,000.000	UNITED TECHNOLOGIES CORP NT	16,100.85 107.339	121.87	14,987.70 99.918	1,113.15	731.25	4.5	3.2
25,000.000	WAL-MART STORES INC NT DTD 04/29/05 4.875% DUE 05/01/15	26,636.50 106.546	189.58	23,985.75 95.943	2,650.75	1,137.50	4.3	2.4
Total Fixed Income		\$357,649.06 <i>coll 217,300.70</i>	\$5,053.60	\$350,424.18 <i>217,081.85</i>	\$7,224.88	\$17,569.68	4.9%	

Tangible Assets								
630.000	IPATH DOW JONES-UBS COMMODITY INDEX TOTAL RETURN ETN DUE JUNE 12, 2036	\$26,623.80 42.260	\$0.00	\$22,609.77 35.889	\$4,014.03	\$0.00	0.0%	0.0%
5,125.000	SWEDISH EXPT CR CORP ELEMENTS LKD TO THE ROGERS INTERNATIONAL	40,180.00 7.840	0.00	34,251.23 6.683	5,928.77	0.00	0.0	0.0
Total Tangible Assets		\$66,803.80	\$0.00	\$56,861.00	\$9,942.80	\$0.00	0.0%	
Total Portfolio		\$1,167,332.79	\$5,625.21	\$1,087,862.01	\$79,470.78	\$30,184.61	2.6%	

Accrued Income		\$5,625.21						
Total		\$1,172,958.00						

Settlement Date



Bank of America Private Wealth Management

Portfolio Detail

Account: 73-01-100-1724905 BOBBY'S FUND FOUNDATION

Dec 01, 2010 through Dec 31, 2010

Units	Description	Market Value(1)/ Market Price	Accrued Income	Average Unit Cost	Tax Cost/ Unit Cost	Unrealized Gain/Loss	Estimated Annual Income	Cur Yld/ YTM
27,203.460	CUSTODY BANK OF AMERICA MONEY MARKET SAVINGS ACCOUNT (Income Investment)	\$27,203.46	\$1.03	\$27,203.46 1.000		\$0.00	\$13.60	0.1%
30,916.810	CUSTODY BANK OF AMERICA MONEY MARKET SAVINGS ACCOUNT	30,916.81	3.11	30,916.81 1.000		0.00	15.46	0.1
	Total Cash/Currency	\$58,120.27	\$4.14	\$58,120.27		\$0.00	\$29.06	0.0%

Equities

110.000	ALBEMARLE CORP Ticker: ALB	\$6,135.80 55.780	\$15.40	\$2,997.43 27.249		\$3,138.37	\$61.60	1.0%
30.000	AMAZON COM INC Ticker: AMZN	5,400.00 180.000	0.00	2,396.29 79.876		3,003.71	0.00	0.0
125.000	AMERICAN TOWER CORP CLA Ticker: AMT	6,455.00 51.640	0.00	4,587.50 36.700		1,867.50	0.00	0.0
80.000	ANHEUSER-BUSCH INBEV SA/NV SPONSORED ADR Ticker: BUD	4,567.20 57.090	0.00	4,964.53 62.057		-397.33	30.88	0.7
37.000	APPLE INC Ticker: AAPL	11,934.72 322.560	0.00	3,509.82 94.860		8,424.90	0.00	0.0
213.000	AVON PRODS INC Ticker: AVP	6,189.78 29.060	0.00	6,747.54 31.679		-557.76	187.44	3.0
125.000	BAKER HUGHES INC Ticker: BHI	7,146.25 57.170	0.00	6,646.08 53.169		500.17	75.00	1.1
325.000	BANK AMER CORP Ticker: BAC	4,335.50 13.340	0.00	5,106.56 15.712		-771.06	13.00	0.3
150.000	BANK NEW YORK MELLON CORP Ticker: BK	4,530.00 30.200	0.00	6,475.82 43.172		-1,945.82	54.00	1.2

(1) Market Value in the Portfolio Detail section does not include Accrued Income



7G0262103

Settlement Date

Portfolio Detail

Account: 73-01-100-1724905 BOBBY'S FUND FOUNDATION

Dec. 01, 2010 through Dec. 31, 2010

Units	Description	Market Value(1)/ Market Price	Accrued Income	Average Unit Cost	Tax Cost/ Unit Cost	Unrealized Gain/Loss	Estimated Annual Income	Cur Yld/ YTM
80.000	BECTON DICKINSON & CO Ticker: BDX	6,761.60 84.520	0.00	6,514.43 81.430	247.17	131.20	1.9	
30.000	BLACKROCK INC CLA Ticker: BLK	5,717.40 190.580	0.00	5,086.95 169.565	630.45	120.00	2.1	
80.000	BOEING CO Ticker: BA	5,220.80 65.260	0.00	4,891.36 61.142	329.44	134.40	2.6	
204.000	CARMAX INC Ticker: KMX	6,503.52 31.880	0.00	4,073.21 19.967	2,430.31	0.00	0.0	
80.000	CHEVRON CORP Ticker: CVX	7,300.00 91.250	0.00	2,982.80 37.285	4,317.20	230.40	3.2	
275.000	CISCO SYS INC Ticker: CSCO	5,563.25 20.230	0.00	1,676.67 6.097	3,886.58	0.00	0.0	
160.000	COGNIZANT TECHNOLOGY SOLUTIONS CLA Ticker: CTSH	11,726.40 73.290	0.00	4,478.45 27.990	7,247.95	0.00	0.0	
105.000	COSTCO WHSL CORP NEW Ticker: COST	7,582.05 72.210	0.00	2,346.09 22.344	5,235.96	86.10	1.1	
115.000	COVIDIEN LTD IRELAND Ticker: COV	5,250.90 45.660	0.00	5,665.62 49.266	-414.72	92.00	1.8	
145.000	CVS CAREMARK CORP Ticker: CVS	5,041.65 34.770	0.00	4,989.45 34.410	52.20	50.75	1.0	
105.000	DEERE & CO Ticker: DE	8,720.25 83.050	36.75	5,306.57 50.539	3,413.68	147.00	1.7	
120.000	ECOLAB INC Ticker: ECL	6,050.40 50.420	21.00	2,002.50 16.688	4,047.90	84.00	1.4	
120.000	EDISON INTL Ticker: EIX	4,632.00 38.600	38.40	5,947.46 49.562	-1,315.46	153.60	3.3	
185.000	EMC CORP Ticker: EMC	4,236.50 22.900	0.00	4,125.11 22.298	111.39	0.00	0.0	

Equities (cont)

Settlement Date



Bank of America Private Wealth Management

Portfolio Detail

Account: 73-01-100-1724905 BOBBY'S FUND FOUNDATION

Dec 01, 2010 through Dec 31, 2010

Units	Description	Market Value(1)/ Market Price	Accrued Income	Average Unit Cost	Tax Cost/ Average Unit Cost	Unrealized Gain/Loss	Estimated Annual Income	Cur Yld/ YTM
Equities (cont)								
90.000	EMERSON ELEC CO Ticker: EMR	5,145.30 57.170	0.00	318.15 3.535	318.15 3.535	4,827.15	124.20	2.4
115.000	EXXON MOBIL CORP Ticker: XOM	8,408.80 73.120	0.00	313.95 2.730	313.95 2.730	8,094.85	202.40	2.4
150.000	FIDELITY NATL INFORMATION SVCS INC COM Ticker: FIS	4,108.50 27.390	0.00	3,662.99 24.420	3,662.99 24.420	445.51	30.00	0.7
75.000	FIRSTENERGY CORP Ticker: FE	2,776.50 37.020	0.00	5,131.37 68.418	5,131.37 68.418	-2,354.87	165.00	5.9
108.000	FRESENIUS MED CARE AG SPONSORED ADR GERMANY Ticker: FMS	6,230.52 57.690	0.00	5,820.96 53.898	5,820.96 53.898	409.56	57.89	0.9
320.000	GENERALELEC CO Ticker: GE	5,852.80 18.290	44.80	3,883.07 12.135	3,883.07 12.135	1,969.73	179.20	3.1
180.000	GENERAL MLS INC Ticker: GIS	6,406.20 35.590	0.00	5,255.10 29.195	5,255.10 29.195	1,151.10	201.60	3.1
25.000	GOLDMAN SACHS GROUP INC Ticker: GS	4,204.00 168.160	0.00	1,911.00 76.440	1,911.00 76.440	2,293.00	35.00	0.8
12.000	GOOGLE INC CL A COM Ticker: GOOG	7,127.64 593.970	0.00	5,558.40 463.200	5,558.40 463.200	1,569.24	0.00	0.0
120.000	HEWLETT PACKARD CO Ticker: HPQ	5,052.00 42.100	0.00	6,015.55 50.130	6,015.55 50.130	-963.55	38.40	0.8
180.000	HOME DEPOT INC Ticker: HD	6,310.80 35.060	0.00	5,868.00 32.600	5,868.00 32.600	442.80	170.10	2.7
305.000	INTEL CORP Ticker: INTC	6,414.15 21.030	0.00	6,044.82 19.819	6,044.82 19.819	369.33	192.15	3.0
40.000	INTERNATIONAL BUSINESS MACHS Ticker: IBM	5,870.40 146.760	0.00	4,268.00 106.700	4,268.00 106.700	1,602.40	104.00	1.8
1,010.000	ISHARES MSCI EAFE INDEX FUND Ticker: EFA	58,802.20 58.220	0.00	57,297.70 56.730	57,297.70 56.730	1,504.50	1,410.97	2.4



7G0262104

Settlement Date

Portfolio Detail

Account: 73-01-100-1724905 BOBBY'S FUND FOUNDATION

Dec. 01, 2010 through Dec. 31, 2010

Units	Description	Market Value(1)/ Market Price	Accrued Income	Average Unit Cost	Tax Cost/ Average Unit Cost	Unrealized Gain/Loss	Estimated Annual Income	Cur Yld/ YTM
645.000	ISHARES MSCI PACIFIC EX-JAPAN INDEX FUND Ticker: EPP	30,302.10 46.980	0.00	21,714.50 33.666	8,587.60	1,000.40	3.3	
330.000	ISHARES S&P MIDCAP 400 INDEX FUND Ticker: IJH	29,927.70 90.690	0.00	24,255.97 73.503	5,671.73	315.81	1.1	
120.000	ISHARES S&P SMALLCAP 600 GROWTH INDEX FUND Ticker: IJT	8,710.80 72.590	0.00	6,836.25 56.969	1,874.55	75.48	0.9	
155.000	JP MORGAN CHASE & CO Ticker: JPM	6,575.10 42.420	0.00	6,854.07 44.220	-278.97	31.00	0.5	
80.000	JOHNSON & JOHNSON Ticker: JNJ	4,948.00 61.850	0.00	4,676.80 58.460	271.20	172.80	3.5	
135.000	JOHNSON CTLS INC Ticker: JCI	5,157.00 38.200	21.60	3,802.57 28.167	1,354.43	86.40	1.7	
91.000	KOHL'S CORP Ticker: KSS	4,944.94 54.340	0.00	4,481.39 49.246	463.55	0.00	0.0	
175.000	KRAFT FOODS INC CL A COM Ticker: KFT	5,514.25 31.510	50.75	4,391.05 25.092	1,123.20	203.00	3.7	
175.000	MARATHON OIL CORP Ticker: MRO	6,480.25 37.030	0.00	6,844.74 39.113	-364.49	175.00	2.7	
275.000	MARSH & MCLENNAN COS INC Ticker: MMC	7,518.50 27.340	0.00	6,843.75 24.886	674.75	231.00	3.1	
80.000	MCDONALDS CORP Ticker: MCD	6,140.80 76.760	0.00	3,618.94 45.237	2,521.86	195.20	3.2	
220.000	METLIFE INC Ticker: MET	9,776.80 44.440	0.00	12,442.13 56.555	-2,665.33	162.80	1.7	
250.000	MICROSOFT CORP Ticker: MSFT	6,977.50 27.910	0.00	5,200.00 20.800	1,777.50	160.00	2.3	
160.000	MORGAN STANLEY Ticker: MS	4,353.60 27.210	0.00	4,847.97 30.300	-494.37	32.00	0.7	

Equities (cont)

Settlement Date



Bank of America Private Wealth Management

Portfolio Detail

Account: 73-01-100-1724905 BOBBY'S FUND FOUNDATION

Dec 01, 2010 through Dec. 31, 2010

Units	Description	Market Value(1)/ Market Price	Accrued Income	Average Unit Cost	Tax Cost/ Average Unit Cost	Unrealized Gain/Loss	Estimated Annual Income	Cur Yld/ YTM
Equities (Cont)								
115 000	NATIONAL OILWELL VARCO INC Ticker: NOV	7,733.75 67,250	0.00	8,293.40 72,117	-559.65	50.60	0.7	
100.000	NORFOLK SOUTHERN CORP Ticker: NSC	6,282.00 62,820	0.00	2,827.00 28,270	3,455.00	144.00	2.3	
100 000	NOVARTIS A G SPONSORED ADR SWITZERLAND Ticker: NVS	5,895.00 58,950	0.00	5,398.32 53,983	496.68	165.30	2.8	
45.000	OCCIDENTAL PETE CORP DEL Ticker: OXY	4,414.50 98,100	17.10	3,667.74 81,505	746.76	68.40	1.5	
300 000	ORACLE CORP Ticker: ORCL	9,390.00 31,300	0.00	6,052.65 20,176	3,337.35	60.00	0.6	
100.000	PACCAR INC Ticker: PCAR	5,734.00 57,340	0.00	4,558.23 45,582	1,175.77	48.00	0.8	
110.000	PEPSICO INC Ticker: PEP	7,186.30 65,330	52.80	4,532.00 41,200	2,654.30	211.20	2.9	
335.000	PFIZER INC Ticker: PFE	5,865.85 17,510	0.00	6,452.47 19,261	-586.62	268.00	4.6	
160 000	POWERSHARES EMERGING MKTS INFRASTRUCTURE PORTFOLIO Ticker: PXR	8,579.20 53,620	0.00	6,843.51 42,772	1,735.69	69.12	0.8	
250.000	POWERSHARES FTSE RAFI U S 1500 SMALL-MID PORTFOLIO Ticker: PRFZ	16,117.50 64,470	0.00	12,865.31 51,461	3,252.19	113.75	0.7	
100.000	PRAXAIR INC Ticker: PX	9,547.00 95,470	0.00	4,478.50 44,785	5,068.50	180.00	1.9	
160.000	QUALCOMM INC Ticker: QCOM	7,918.40 49,490	0.00	2,425.32 15,158	5,493.08	121.60	1.5	
150 000	QUEST DIAGNOSTICS INC Ticker: DGX	8,095.50 53,970	0.00	7,512.82 50,085	582.68	60.00	0.7	
100 000	RAYTHEON CO COM NEW Ticker: RTN	4,634.00 46,340	0.00	5,290.00 52,900	-656.00	150.00	3.2	



7G0262105

Settlement Date

Portfolio Detail

Account: 73-01-100-1724905 BOBBY'S FUND FOUNDATION

Dec. 01, 2010 through Dec. 31, 2010

Units	Description	Market Value(1)/ Market Price	Accrued Income	Average Unit Cost	Tax Cost/ Unrealized Gain/Loss	Estimated Annual Income	Cur Yld/ YTM
95.000	SCHLUMBERGER LTD NETHERLANDS ANTILLES Ticker: SLB	7,932.50 83.500	19.95	3,996.05 42.064	3,936.44	79.80	1.0
75.000	SPDR S&P EMERGING ASIA PAC ETF Ticker: GFMF	6,356.25 84.750	0.00	6,511.45 86.819	-155.20	86.33	1.4
75.000	SPDR S&P EMERGING LATIN AMERICA ETF Ticker: GML	6,730.50 89.740	0.00	6,640.45 88.539	90.05	169.73	2.5
95.000	STERICYCLE INC Ticker: SRCL	7,687.40 80.920	0.00	3,864.96 40.684	3,822.44	0.00	0.0
150.000	SYSCO CORP Ticker: SY	4,410.00 29.400	0.00	2,836.87 18.912	1,573.13	156.00	3.5
100.000	TEVA PHARMACEUTICAL INDS LTD ADR ISRAEL Ticker: TEVA	5,213.00 52.130	19.27	5,237.66 52.377	-24.66	66.70	1.3
125.000	THERMO FISHER SCIENTIFIC CORP Ticker: TMO	6,920.00 55.360	0.00	4,485.48 35.884	2,434.52	0.00	0.0
135.000	TIME WARNER INC NEW COM Ticker: TWX	4,342.95 32.170	0.00	4,745.51 35.152	-402.56	114.75	2.6
100.000	UNITED TECHNOLOGIES CORP Ticker: UTX	7,872.00 78.720	0.00	6,505.72 65.057	1,366.28	170.00	2.2
160.000	VANGUARD FTSE ALL WORLD EX-US SMALL CAP ETF Ticker: VSS	15,939.20 99.620	0.00	13,183.39 82.396	2,755.81	349.12	2.2
1,000.000	VANGUARD INDEX TR VANGUARD TOTAL STK MKT VIPERS Ticker: VTI	64,930.00 64.930	0.00	69,435.72 69.436	-4,505.72	1,148.00	1.8
395.000	VANGUARD INTL EQUITY INDEX FDS VANGUARD EMERGING MKTS ETF Ticker: VWO	19,017.67 48.146	0.00	8,393.75 21.250	10,623.92	321.93	1.7

Equities (Cont)

Settlement Date



Bank of America Private Wealth Management

Portfolio Detail

Account: 73-01-100-1724905 BOBBY'S FUND FOUNDATION

Dec 01, 2010 through Dec 31, 2010

Units	Description	Market Value(1)/ Market Price	Accrued Income	Average Unit Cost	Tax Cost/ Unit Cost	Unrealized Gain/Loss	Estimated Annual Income	Cur Yld/ YTM
250,000	VERIZON COMMUNICATIONS INC Ticker: VZ	8,945.00 35,780	0.00	9,232.60 36,930	-287.60	487.50	5.5	
85,000	VISA INC CLA COM Ticker: V	5,982.30 70,380	0.00	6,308.39 74,216	-326.09	51.00	0.9	
225,000	WELLS FARGO & CO NEW COM Ticker: WFC	6,972.75 30,990	0.00	7,182.86 31,924	-210.11	45.00	0.6	
315,000	WESTERN UNION CO Ticker: WU	5,849.55 18,570	0.00	5,987.25 19,007	-137.70	88.20	1.5	
70,000	WISCONSIN ENERGY CORP Ticker: WEC	4,120.20 58,860	0.00	3,968.15 56,688	152.05	112.00	2.7	
125,000	YUM BRANDS INC Ticker: YUM	6,131.25 49,050	0.00	4,315.76 34,526	1,815.49	125.00	2.0	
50,000	3M CO Ticker: MMM	4,315.00 86,300	0.00	4,249.58 84,992	65.42	105.00	2.4	
Total Equities		\$724,098.64	\$337.82	\$589,956.31	\$134,142.33	\$12,789.20	1.8%	

Fixed Income

15,000,000	ABBOTT LABORATORIES NT	\$17,149.65 114,331	\$72.33	\$15,606.00 104,040	\$1,543.65	\$840.00	4.9%
5,000,000	DTD 11/09/07 5.600% DUE 11/30/17 BECTON DICKINSON & CO SR NT	5,426.00 108,520	31.94	5,778.85 115,577	-352.85	250.00	4.6%
5,000,000	DTD 05/15/09 5.000% DUE 05/15/19 BOEING CO SR UNSECD NT	5,231.50 104,630	21.35	5,217.25 104,345	14.25	187.50	3.6%
10,000,000	DTD 11/20/09 3.750% DUE 11/20/16 CATERPILLAR FINL SVCS CORP SR UNSECD MTN DTD 03/27/08 5.450% DUE 04/15/18	10,974.30 101,958	115.05	10,195.80 101,958	778.50	545.00	5.0%



7G0262106

Settlement Date

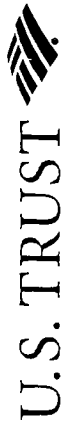
Portfolio Detail

Account: 73-01-100-1724905 BOBBY'S FUND FOUNDATION

Dec 01, 2010 through Dec. 31, 2010

Units	Description	Market Value(1)/ Market Price	Accrued Income	Average Unit Cost	Tax Cost/ Unit Cost	Unrealized Gain/Loss	Estimated Annual Income	Cur Yld/ YTM
5,000.000	CHEVRON CORP SR NT	5,337.80 106.756	64.73	5,344.70 106.894		-6.90	197.50	3.7 1.6
15,000.000	DTD 03/03/09 3.950% DUE 03/03/14 CISCO SYS INC NT	17,116.65 114.111	295.62	15,137.70 100.918		1,978.95	825.00	4.8 2.6
5,000.000	DTD 02/22/06 5.500% DUE 02/22/16 CITIBANK N A FDIC GTD TLGP NT	5,085.30 101.706	14.06	5,106.80 102.136		-21.50	93.75	1.8 0.6
5,000.000	DTD 05/07/09 1.875% DUE 05/07/12 COCA-COLA CO NT	5,657.10 113.142	34.18	5,853.55 117.071		-196.45	267.50	4.7 3.2
5,000.000	DTD 11/01/07 5.350% DUE 11/15/17 COSTCO WHSL CORP NEW SR NT	5,696.70 113.934	80.97	5,863.85 117.277		-167.15	275.00	4.8 3.1
5,000.000	DTD 02/20/07 5.500% DUE 03/15/17 DEERE & CO NT	5,216.45 104.329	45.57	5,220.40 104.408		-3.95	218.75	4.2 3.9
10,000.000	DTD 10/16/09 4.375% DUE 10/16/19 DEERE JOHN CAP CORP MTN SER D	10,332.40 103.324	9.58	10,390.30 103.903		-57.90	287.50	2.8 0.7
5,000.000	DTD 12/19/08 2.875% DUE 06/19/12 DISNEY WALT CO MTN	5,141.00 102.820	131.42	5,188.00 103.760		-47.00	285.00	5.5 0.4
5,000.000	DTD 07/18/06 5.700% DUE 07/15/11 DU PONT E I DE NEMOURS & CO SR NT	5,669.25 113.385	84.65	5,747.55 114.951		-78.30	287.50	5.1 4.0
5,000.000	DTD 02/20/09 5.750% DUE 03/15/19 EMERSON ELEC CO BD	5,524.60 110.492	50.13	5,760.70 115.214		-236.10	237.50	4.3 2.5
25,000.000	DTD 08/24/05 4.750% DUE 10/15/15 GENERAL ELEC CAP CORP MTN SER A	26,298.25 105.193	554.86	26,680.00 106.720		-381.75	1,468.75	5.6 1.0
	DTD 02/15/02 5.875% DUE 02/15/12							

Settlement Date



Bank of America Private Wealth Management

Portfolio Detail

Account: 73-01-100-1724905 BOBBY'S FUND FOUNDATION

Dec. 01, 2010 through Dec. 31, 2010

Units	Description	Market Value(1)/ Market Price	Accrued Income	Average Unit Cost	Tax Cost/ Unit Cost	Unrealized Gain/Loss	Estimated Annual Income	Cur Yld/ YTM
Fixed Income (cont)								
15,000.000	HONEYWELL INTL INC SR UNSEC MTN DTD 02/29/08 5.300% DUE 03/01/18	16,692.30 111.282	264.99	14,716.20 98.108	1,976.10	795.00	4.8 3.6	
5,000.000	KIMBERLY CLARK CORP NT DTD 07/30/07 6.125% DUE 08/01/17	5,835.35 116.707	127.60	6,096.95 121.939	-261.60	306.25	5.2 3.4	
3,000.000	LAUDER ESTEE COS INC SR NT DTD 01/10/02 6.000% DUE 01/15/12	3,147.84 104.928	83.00	3,288.00 109.600	-140.16	180.00	5.7 1.2	
5,000.000	MCDONALDS CORP SR UNSEC MTN DTD 01/16/09 5.000% DUE 02/01/19	5,468.00 109.360	104.16	5,707.25 114.145	-239.25	250.00	4.6 3.8	
5,000.000	OCCIDENTAL PETE CORP SR UNSEC NT DTD 05/15/09 4.125% DUE 06/01/16	5,392.85 107.857	17.18	5,373.00 107.460	19.85	206.25	3.8 2.7	
5,000.000	ORACLE CORP SR UNSEC NT DTD 04/09/08 5.750% DUE 04/15/18	5,719.75 114.395	60.69	5,897.10 117.942	-177.35	287.50	5.0 3.6	
5,000.000	PRAXAIR INC NT DTD 11/13/07 5.250% DUE 11/15/14	5,575.00 111.500	33.54	5,750.95 115.019	-175.95	262.50	4.7 2.2	
5,000.000	PROCTER & GAMBLE CO SR NT DTD 11/25/03 4.850% DUE 12/15/15	5,575.95 111.519	10.78	5,561.60 111.232	14.35	242.50	4.3 2.5	
5,000.000	SYSCO CORP SR NT DTD 03/17/09 5.375% DUE 03/17/19	5,549.15 110.983	77.63	5,885.00 117.700	-335.85	268.75	4.8 3.9	
5,000.000	UNITED PARCEL SVC INC SR NT DTD 01/15/08 5.500% DUE 01/15/18	5,680.15 113.603	126.80	5,601.85 112.037	78.30	275.00	4.8 3.4	
25,000.000	UNITED STATES TREAS NT DTD 08/15/02 4.375% DUE 08/15/12	26,582.00 106.328	413.13	24,903.32 99.613	1,678.68	1,093.75	4.1 0.5	
25,000.000	UNITED STATES TREAS NT DTD 08/15/03 4.250% DUE 08/15/13	27,218.75 108.875	401.32	24,197.28 96.789	3,021.47	1,062.50	3.9 0.9	



7G0262107

Settlement Date

Portfolio Detail

Account: 73-01-100-1724905 BOBBY'S FUND FOUNDATION

Dec. 01, 2010 through Dec. 31, 2010

Units	Description	Market Value(1)/ Market Price	Accrued Income	Average Unit Cost	Tax Cost/ Average Unit Cost	Unrealized Gain/Loss	Estimated Annual Income	Cur Yld/ YTM
-------	-------------	----------------------------------	-------------------	----------------------	--------------------------------	-------------------------	----------------------------	-----------------

Fixed Income (cont)

25,000.000	UNITED STATES TREAS NT DTD 05/17/04 4.750% DUE 05/15/14	27,923.75 111.695	154.17	26,058.60 104.234	26,058.60 104.234	1,865.15	1,187.50	4.3 1.3
20,000.000	UNITED STATES TREAS NT DTD 05/15/06 5.125% DUE 05/15/16	23,042.20 115.211	133.08	20,456.26 102.281	20,456.26 102.281	2,585.94	1,025.00	4.4 2.2
15,279.600	UNITED STATES TREAS NT INFLATION INDEX DTD 01/15/09 2.125% DUE 01/15/19	16,907.79 110.656	149.99	16,383.44 107.224	16,383.44 107.224	524.35	324.69	1.9 0.7
15,000.000	UNITED TECHNOLOGIES CORP NT	16,605.15 110.701	121.87	14,987.70 99.918	14,987.70 99.918	1,617.45	731.25	4.4 2.4
25,000.000	WAL-MART STORES INC NT DTD 04/29/05 4.875% DUE 05/01/15	27,003.50 108.014	189.58	23,985.75 95.943	23,985.75 95.943	3,017.75	1,137.50	4.2 1.2
5,000.000	WALGREEN CO NT DTD 04/29/03 4.550% DUE 05/01/13	5,559.50 111.190	121.04	5,848.25 116.965	5,848.25 116.965	-288.75	262.50	4.7 3.8
	DTD 01/13/09 5.250% DUE 01/15/19							
Total Fixed Income		\$371,335.93 <i>249,661.44</i>	\$4,196.99	\$353,789.95 <i>241,791.05</i>	\$17,545.98	\$16,164.69	4.4%	

Equity Assets

630.000	IPATH DOW JONES-UBS COMMODITY INDEX TOTAL RETURN ETN DUE JUNE 12, 2036	\$30,945.60 49.120	\$0.00	\$22,609.77 35.889	\$22,609.77 35.889	\$8,335.83	\$0.00	0.0%
5,125.000	SWEDISH EXPT CR CORP ELEMENTS LKD TO THE ROGERS INTERNATIONAL	47,355.00 9.240	0.00	34,251.23 6.683	34,251.23 6.683	13,103.77	0.00	0.0%
Total Tangible Assets		\$78,300.60 <i>PKL</i>	\$0.00	\$56,861.00 <i>PKL</i>	\$21,439.60	\$0.00	0.0%	

Total Portfolio

Total Portfolio		\$1,231,855.44	\$4,538.95	\$1,058,727.53	\$173,127.91	\$28,982.95	2.4%
------------------------	--	-----------------------	-------------------	-----------------------	---------------------	--------------------	-------------

Accrued Income \$4,538.95

Settlement Date



Bank of America Private Wealth Management

Portfolio Detail

Account: 73-01-100-1724905 BOBBY'S FUND FOUNDATION

Dec. 01, 2010 through Dec 31, 2010

Units	Description	Market Value(1)/ Market Price	Accrued Income	Average Unit Cost	Tax Cost/ Unit Cost	Unrealized Gain/Loss	Estimated Annual Income	Cur Yld/ YTM
Tangible Assets (cont)								
Total								

\$1,236,394.39

Application for Extension of Time To File an Exempt Organization Return

OMB No. 1545-1709

▶ **File a separate application for each return.**

- If you are filing for an **Automatic 3-Month Extension**, complete only **Part I** and check this box
- If you are filing for an **Additional (Not Automatic) 3-Month Extension**, complete only **Part II** (on page 2 of this form).

Do not complete Part II unless you have already been granted an automatic 3-month extension on a previously filed Form 8868.

Electronic filing (e-file). You can electronically file Form 8868 if you need a 3-month automatic extension of time to file (6 months for a corporation required to file Form 990-T), or an additional (not automatic) 3-month extension of time. You can electronically file Form 8868 to request an extension of time to file any of the forms listed in Part I or Part II with the exception of Form 8870, Information Return for Transfers Associated With Certain Personal Benefit Contracts, which must be sent to the IRS in paper format (see instructions). For more details on the electronic filing of this form, visit www.irs.gov/efile and click on *e-file for Charities & Nonprofits*

Part I Automatic 3-Month Extension of Time. Only submit original (no copies needed).

A corporation required to file Form 990-T and requesting an automatic 6-month extension - check this box and complete Part I only

All other corporations (including 1120-C filers), partnerships, REMICs, and trusts must use Form 7004 to request an extension of time to file income tax returns.

Type or print	Name of exempt organization BOBBY'S FUND FOUNDATION	Employer identification number 91-6354724
File by the due date for filing your return. See instructions	Number, street, and room or suite no. If a P.O. box, see instructions. 10655 N.E. 4TH STREET, NO. 611	
	City, town or post office, state, and ZIP code. For a foreign address, see instructions. BELLEVUE, WA 98004	

Enter the Return code for the return that this application is for (file a separate application for each return) 0 4

Application Is For	Return Code	Application Is For	Return Code
Form 990	01	Form 990-T (corporation)	07
Form 990-BL	02	Form 1041-A	08
Form 990-EZ	03	Form 4720	09
Form 990-PF	04	Form 5227	10
Form 990-T (sec. 401(a) or 408(a) trust)	05	Form 6069	11
Form 990-T (trust other than above)	06	Form 8870	12

JOHN R. PRICE

- The books are in the care of ▶ **10655 NE 4TH ST., STE 611 - BELLEVUE, WA 98004**
 Telephone No. ▶ **425-462-9389** FAX No. ▶ _____
- If the organization does not have an office or place of business in the United States, check this box
- If this is for a Group Return, enter the organization's four digit Group Exemption Number (GEN) _____. If this is for the whole group, check this box . If it is for part of the group, check this box and attach a list with the names and EINs of all members the extension is for.

1 I request an automatic 3-month (6 months for a corporation required to file Form 990-T) extension of time until **AUGUST 15, 2011**, to file the exempt organization return for the organization named above. The extension is for the organization's return for
 ▶ calendar year **2010** or
 ▶ tax year beginning _____, and ending _____.

2 If the tax year entered in line 1 is for less than 12 months, check reason: Initial return Final return
 Change in accounting period

3a If this application is for Form 990-BL, 990-PF, 990-T, 4720, or 6069, enter the tentative tax, less any nonrefundable credits. See instructions	3a	\$	0.
b If this application is for Form 990-PF, 990-T, 4720, or 6069, enter any refundable credits and estimated tax payments made. Include any prior year overpayment allowed as a credit	3b	\$	0.
c Balance due. Subtract line 3b from line 3a. Include your payment with this form, if required, by using EFTPS (Electronic Federal Tax Payment System) See instructions.	3c	\$	0.

Caution. If you are going to make an electronic fund withdrawal with this Form 8868, see Form 8453-EO and Form 8879-EO for payment instructions.

LHA **For Paperwork Reduction Act Notice, see Instructions.**

Form **8868** (Rev. 1-2011)