



See a Social Security Number? Say Something!  
Report Privacy Problems to <https://public.resource.org/privacy>  
Or call the IRS Identity Theft Hotline at 1-800-908-4490



Form **990-PF**

Department of the Treasury  
Internal Revenue Service

Return of Private Foundation  
or Section 4947(a)(1) Nonexempt Charitable Trust  
Treated as a Private Foundation

**Note.** The foundation may be able to use a copy of this return to satisfy state reporting requirements

OMB No 1545-0052

2010

For calendar year 2010, or tax year beginning 01-01-2010 , and ending 12-31-2010

G Check all that apply

☐ Initial return

☐ Initial return of a former public charity

☐ Final return

☐ Amended return

☐ Address change

☐ Name change

Name of foundation  
THE JOHN F NAGEL FOUNDATION

Number and street (or P O box number if mail is not delivered to street address)  
435 EAST SHORE DRIVE SUITE 130

City or town, state, and ZIP code  
EAGLE, ID 83616

H Check type of organization

☒ Section 501(c)(3) exempt private foundation

☐ Section 4947(a)(1) nonexempt charitable trust

☐ Other taxable private foundation

I Fair market value of all assets at end of year (from Part II, col. (c), line 16)  
\$ 28,900,067

J Accounting method

☒ Cash

☐ Accrual

☐ Other (specify) \_\_\_\_\_  
(Part I, column (d) must be on cash basis.)

A Employer identification number

82-0431505

B Telephone number (see page 10 of the instructions)

(208) 387-7963

C If exemption application is pending, check here

☐

D 1. Foreign organizations, check here

☐

2. Foreign organizations meeting the 85% test, check here and attach computation

☐

E If private foundation status was terminated under section 507(b)(1)(A), check here

☐

F If the foundation is in a 60-month termination under section 507(b)(1)(B), check here

☐

| Part I Analysis of Revenue and Expenses (The total of amounts in columns (b), (c), and (d) may not necessarily equal the amounts in column (a) (see page 11 of the instructions) ) |  | (a) Revenue and expenses per books | (b) Net investment income | (c) Adjusted net income | (d) Disbursements for charitable purposes (cash basis only) |
|--|--|------------------------------------|---------------------------|-------------------------|---|
| Revenue  | 1 Contributions, gifts, grants, etc , received (attach schedule)                                     |                                    |                           |                         |   |
|  | 2 Check <input checked="" type="checkbox"/> if the foundation is <b>not</b> required to attach Sch B |                                    |                           |                         |   |
|  | 3 Interest on savings and temporary cash investments   | 351                                | 351                       |                         |   |
|  | 4 Dividends and interest from securities. . . . .  | 146,173                            | 146,173                   |                         |   |
|  | 5a Gross rents . . . . .   | 8,307                              | 8,307                     |                         |   |
|  | b Net rental income or (loss) -3,113   |                                    |                           |                         |   |
|  | 6a Net gain or (loss) from sale of assets not on line 10   | 1,023,749                          |                           |                         |   |
|  | b Gross sales price for all assets on line 6a 8,277,115  |                                    |                           |                         |   |
|  | 7 Capital gain net income (from Part IV , line 2) . . . .  |                                    | 1,023,749                 |                         |   |
|  | 8 Net short-term capital gain . . . . .  |                                    |                           |                         |   |
|  | 9 Income modifications . . . . .   |                                    |                           |                         |   |
|  | 10a Gross sales less returns and allowances  |                                    |                           |                         |   |
|  | b Less Cost of goods sold . . . . .  |                                    |                           |                         |   |
| Operating and Administrative Expenses  | c Gross profit or (loss) (attach schedule) . . . . .   |                                    |                           |                         |   |
|  | 11 Other income (attach schedule) . . . . .  |                                    |                           |                         |   |
|  | 12 Total. Add lines 1 through 11 . . . . .   | 1,178,580                          | 1,178,580                 |                         |   |
|  | 13 Compensation of officers, directors, trustees, etc  | 125,000                            | 0                         |                         | 125,000   |
|  | 14 Other employee salaries and wages . . . . .   |                                    |                           |                         |   |
|  | 15 Pension plans, employee benefits . . . . .  |                                    |                           |                         |   |
|  | 16a Legal fees (attach schedule). . . . .  | 7,750                              | 7,750                     |                         | 0   |
|  | b Accounting fees (attach schedule). . . . .   | 3,805                              | 3,805                     |                         | 0   |
|  | c Other professional fees (attach schedule) . . . . .  | 538,226                            | 538,226                   |                         | 0   |
|  | 17 Interest . . . . .  | 184                                | 184                       |                         | 0   |
|  | 18 Taxes (attach schedule) (see page 14 of the instructions)   | 27,815                             | 6,394                     |                         | 9,726   |
|  | 19 Depreciation (attach schedule) and depletion . . . .  | 3,045                              | 0                         |                         |   |
|  | 20 Occupancy . . . . .   | 25,436                             | 0                         |                         | 25,436  |
|  | 21 Travel, conferences, and meetings . . . . .   |                                    |                           |                         |   |
|  | 22 Printing and publications . . . . .   |                                    |                           |                         |   |
|  | 23 Other expenses (attach schedule). . . . .   | 10,856                             | 10,804                    |                         | 0   |
|  | 24 Total operating and administrative expenses.  |                                    |                           |                         |   |
|  | Add lines 13 through 23 . . . . .  | 742,117                            | 567,163                   |                         | 160,162   |
|  | 25 Contributions, gifts, grants paid . . . . .   | 1,076,895                          |                           |                         | 1,076,895   |
|  | 26 Total expenses and disbursements. Add lines 24 and 25   | 1,819,012                          | 567,163                   |                         | 1,237,057   |
|  | 27 Subtract line 26 from line 12   |                                    |                           |                         |   |
|  | a Excess of revenue over expenses and disbursements  | -640,432                           |                           |                         |   |
|  | b Net investment income (if negative, enter -0-)   |                                    | 611,417                   |                         |   |
|  | c Adjusted net income (if negative, enter -0-) . . . .   |                                    |                           |                         |   |

For Privacy Act and Paperwork Reduction Act Notice, see page 30 of the instructions.

Cat No 11289X

Form 990-PF (2010)

| Part II Balance Sheets      |   | Attached schedules and amounts in the description column should be for end-of-year amounts only (See instructions)                               | Beginning of year | End of year    |                       |
|-----------------------------|---|--|-------------------|----------------|-----------------------|
|                             |   |  | (a) Book Value    | (b) Book Value | (c) Fair Market Value |
| Assets                      | 1   | Cash—non-interest-bearing . . . . .  |                   |                |                       |
|                             | 2   | Savings and temporary cash investments . . . . .   | 24,814,903        | 23,897,852     | 23,897,852            |
|                             | 3   | Accounts receivable ▶ _____<br>Less allowance for doubtful accounts ▶ _____  |                   |                |                       |
|                             | 4   | Pledges receivable ▶ _____<br>Less allowance for doubtful accounts ▶ _____   |                   |                |                       |
|                             | 5   | Grants receivable . . . . .  |                   |                |                       |
|                             | 6   | Receivables due from officers, directors, trustees, and other disqualified persons (attach schedule) (see page 15 of the instructions) . . . . . |                   |                |                       |
|                             | 7   | Other notes and loans receivable (attach schedule) ▶ _____<br>Less allowance for doubtful accounts ▶ _____                                       |                   |                |                       |
|                             | 8   | Inventories for sale or use . . . . .  |                   |                |                       |
|                             | 9   | Prepaid expenses and deferred charges . . . . .  |                   |                |                       |
|                             | 10a   | Investments—U S and state government obligations (attach schedule)   |                   |                |                       |
|                             | b   | Investments—corporate stock (attach schedule) . . . . .  | 4,918,932         | 5,249,987      | 4,951,156             |
|                             | c   | Investments—corporate bonds (attach schedule). . . . .   |                   |                |                       |
|                             | 11  | Investments—land, buildings, and equipment basis ▶ _____<br>Less accumulated depreciation (attach schedule) ▶ _____                              |                   |                |                       |
|                             | 12  | Investments—mortgage loans . . . . .   |                   |                |                       |
|                             | 13  | Investments—other (attach schedule) . . . . .  |                   |                |                       |
|                             | 14  | Land, buildings, and equipment basis ▶ _____ 26,637<br>Less accumulated depreciation (attach schedule) ▶ _____ 4,577                             | 25,105            | 22,060         | 22,060                |
| 15                          | Other assets (describe ▶ _____)   | 39,036   | 28,999            | 28,999         |                       |
| 16                          | Total assets (to be completed by all filers—see the instructions Also, see page 1, item I)                                    | 29,797,976   | 29,198,898        | 28,900,067     |                       |
| Liabilities                 | 17  | Accounts payable and accrued expenses . . . . .  |                   |                |                       |
|                             | 18  | Grants payable . . . . .   |                   |                |                       |
|                             | 19  | Deferred revenue . . . . .   | 26,245            | 9,360          |                       |
|                             | 20  | Loans from officers, directors, trustees, and other disqualified persons   |                   |                |                       |
|                             | 21  | Mortgages and other notes payable (attach schedule) . . . . .  |                   |                |                       |
|                             | 22  | Other liabilities (describe ▶ _____)   | 370,237           | 454,972        |                       |
|                             | 23  | Total liabilities (add lines 17 through 22) . . . . .  | 396,482           | 464,332        |                       |
| Net Assets or Fund Balances | Foundations that follow SFAS 117, check here ▶ <input type="checkbox"/> and complete lines 24 through 26 and lines 30 and 31. |  |                   |                |                       |
|                             | 24  | Unrestricted . . . . .   |                   |                |                       |
|                             | 25  | Temporarily restricted . . . . .   |                   |                |                       |
|                             | 26  | Permanently restricted . . . . .   |                   |                |                       |
|                             | Foundations that do not follow SFAS 117, check here ▶ <input checked="" type="checkbox"/> and complete lines 27 through 31.   |  |                   |                |                       |
|                             | 27  | Capital stock, trust principal, or current funds . . . . .   | 30,590,500        | 29,401,494     |                       |
|                             | 28  | Paid-in or capital surplus, or land, bldg , and equipment fund   | 0                 | 0              |                       |
|                             | 29  | Retained earnings, accumulated income, endowment, or other funds   | -1,189,006        | -666,928       |                       |
|                             | 30  | Total net assets or fund balances (see page 17 of the instructions) . . . . .  | 29,401,494        | 28,734,566     |                       |
|                             | 31  | Total liabilities and net assets/fund balances (see page 17 of the instructions) . . . . .   | 29,797,976        | 29,198,898     |                       |

| Part III Analysis of Changes in Net Assets or Fund Balances |  |              |
|---|--|--------------|
| 1   | Total net assets or fund balances at beginning of year—Part II, column (a), line 30 (must agree with end-of-year figure reported on prior year’s return) . . . . . | 1 29,401,494 |
| 2   | Enter amount from Part I, line 27a . . . . .   | 2 -640,432   |
| 3   | Other increases not included in line 2 (itemize) ▶ _____   | 3 0          |
| 4   | Add lines 1, 2, and 3 . . . . .  | 4 28,761,062 |
| 5   | Decreases not included in line 2 (itemize) ▶ _____   | 5 26,496     |
| 6   | Total net assets or fund balances at end of year (line 4 minus line 5)—Part II, column (b), line 30 . . . . .  | 6 28,734,566 |

Part IV Capital Gains and Losses for Tax on Investment Income

|   |   |  |   |  |
|---|---|--|---|--|
| (a) List and describe the kind(s) of property sold (e g , real estate, 2-story brick warehouse, or common stock, 200 shs MLC Co ) |   | (b) How acquired<br>P—Purchase<br>D—Donation | (c) Date acquired<br>(mo , day, yr )  | (d) Date sold<br>(mo , day, yr )             |
| 1a  | See Additional Data Table   |  |   |  |
| b   |   |  |   |  |
| c   |   |  |   |  |
| d   |   |  |   |  |
| e   |   |  |   |  |
| (e) Gross sales price   |   | (f) Depreciation allowed<br>(or allowable)   | (g) Cost or other basis<br>plus expense of sale   | (h) Gain or (loss)<br>(e) plus (f) minus (g) |
| a   | See Additional Data Table   |  |   |  |
| b   |   |  |   |  |
| c   |   |  |   |  |
| d   |   |  |   |  |
| e   |   |  |   |  |
| Complete only for assets showing gain in column (h) and owned by the foundation on 12/31/69                                       |   |  | (i) Gains (Col (h) gain minus col (k), but not less than -0-) or<br>Losses (from col (h)) |  |
| (i) F M V as of 12/31/69  |   | (j) Adjusted basis<br>as of 12/31/69         | (k) Excess of col (i)<br>over col (j), if any   |  |
| a   | See Additional Data Table   |  |   |  |
| b   |   |  |   |  |
| c   |   |  |   |  |
| d   |   |  |   |  |
| e   |   |  |   |  |
| 2   | Capital gain net income or (net capital loss) { If gain, also enter in Part I, line 7<br>If (loss), enter -0- in Part I, line 7 }   |  |   | 21,023,749                                   |
| 3   | Net short-term capital gain or (loss) as defined in sections 1222(5) and (6)<br>If gain, also enter in Part I, line 8, column (c) (see pages 13 and 17 of the instructions)<br>If (loss), enter -0- in Part I, line 8 . . . . . } |  |   | 3  |

Part V Qualification Under Section 4940(e) for Reduced Tax on Net Investment Income

(For optional use by domestic private foundations subject to the section 4940(a) tax on net investment income )

If section 4940(d)(2) applies, leave this part blank

Was the foundation liable for the section 4942 tax on the distributable amount of any year in the base period? ☐ Yes ☒ No  
If "Yes," the foundation does not qualify under section 4940(e) Do not complete this part

|   |  |  |   |
|---|--|--|---|
| 1 Enter the appropriate amount in each column for each year, see page 18 of the instructions before making any entries  |  |  |   |
| (a)<br>Base period years Calendar<br>year (or tax year beginning in)  | (b)<br>Adjusted qualifying distributions   | (c)<br>Net value of noncharitable-use assets | (d)<br>Distribution ratio<br>(col (b) divided by col (c)) |
| 2009  | 1,379,673  | 29,469,321                                   | 0 046817  |
| 2008  | 1,185,660  | 32,340,988                                   | 0 036661  |
| 2007  | 1,317,300  | 34,074,289                                   | 0 038660  |
| 2006  | 833,878  | 31,560,572                                   | 0 026422  |
| 2005  | 701,625  | 6,167,556                                    | 0 113761  |
| 2   | Total of line 1, column (d). . . . .   |  | 20 262321   |
| 3   | Average distribution ratio for the 5-year base period—divide the total on line 2 by 5, or by the number of years the foundation has been in existence if less than 5 years . . . . |  | 30 052464   |
| 4   | Enter the net value of noncharitable-use assets for 2010 from Part X, line 5. . . . .  |  | 428,660,805   |
| 5   | Multiply line 4 by line 3. . . . .   |  | 51,503,660  |
| 6   | Enter 1% of net investment income (1% of Part I, line 27b). . . . .  |  | 66,114  |
| 7   | Add lines 5 and 6. . . . .   |  | 71,509,774  |
| 8   | Enter qualifying distributions from Part XII, line 4. . . . .  |  | 81,237,057  |
| If line 8 is equal to or greater than line 7, check the box in Part VI, line 1b, and complete that part using a 1% tax rate See the Part VI instructions on page 18 |  |  |   |

| Part VIExcise Tax Based on Investment Income (Section 4940(a), 4940(b), 4940(e), or 4948—see page 18 of the instructions)   |   |    |        |
|---|---|----|--------|
| 1aExempt operating foundations described in section 4940(d)(2), check here <input type="checkbox"/> and enter "N/A" on line 1<br>Date of ruling or determination letter _____ (attach copy of letter if necessary—see instructions) |   |    |        |
| bDomestic foundations that meet the section 4940(e) requirements in Part V, check here <input type="checkbox"/> and enter 1% of Part I, line 27b . . . . .  |   | 1  | 12,228 |
| cAll other domestic foundations enter 2% of line 27b Exempt foreign organizations enter 4% of Part I, line 12, col (b)  |   |    |        |
| 2Tax under section 511 (domestic section 4947(a)(1) trusts and taxable foundations only Others enter -0-)   |   | 2  | 0      |
| 3Add lines 1 and 2. . . . .   |   | 3  | 12,228 |
| 4Subtitle A (income) tax (domestic section 4947(a)(1) trusts and taxable foundations only Others enter -0-)   |   | 4  | 0      |
| 5Tax based on investment income. Subtract line 4 from line 3 If zero or less, enter -0- . . . . .   |   | 5  | 12,228 |
| 6Credits/Payments   |   |    |        |
| a   | 2010 estimated tax payments and 2009 overpayment credited to 2010   | 6a | 14,705 |
| b   | Exempt foreign organizations—tax withheld at source . . . . .       | 6b |        |
| c   | Tax paid with application for extension of time to file (Form 8868) | 6c |        |
| d   | Backup withholding erroneously withheld . . . . .                   | 6d |        |
| 7Total credits and payments Add lines 6a through 6d. . . . .  |   | 7  | 14,705 |
| 8Enter any penalty for underpayment of estimated tax Check here <input type="checkbox"/> if Form 2220 is attached   |   | 8  |        |
| 9Tax due. If the total of lines 5 and 8 is more than line 7, enter amount owed . . . . .  |   | 9  |        |
| 10Overpayment. If line 7 is more than the total of lines 5 and 8, enter the amount overpaid. . . . .  |   | 10 | 2,477  |
| 11Enter the amount of line 10 to be Credited to 2011 estimated tax 2,477 Refunded   |   | 11 | 0      |

| Part VII-AStatements Regarding Activities   |  |      |       |
|---|--|------|-------|
| 1aDuring the tax year, did the foundation attempt to influence any national, state, or local legislation or did it participate or intervene in any political campaign? . . . . .  |  |      | YesNo |
| bDid it spend more than \$100 during the year (either directly or indirectly) for political purposes (see page 19 of the instructions for definition)? . . . . .<br>If the answer is "Yes" to 1a or 1b, attach a detailed description of the activities and copies of any materials published or distributed by the foundation in connection with the activities. |  | 1a1b | NoNo  |
| cDid the foundation file Form 1120-POL for this year? . . . . .   |  | 1c   | No    |
| dEnter the amount (if any) of tax on political expenditures (section 4955) imposed during the year<br>(1) On the foundation \$ 0 (2) On foundation managers \$ 0  |  |      |       |
| eEnter the reimbursement (if any) paid by the foundation during the year for political expenditure tax imposed on foundation managers \$ 0  |  |      |       |
| 2Has the foundation engaged in any activities that have not previously been reported to the IRS? . . . . .<br>If "Yes," attach a detailed description of the activities.  |  | 2    | No    |
| 3Has the foundation made any changes, not previously reported to the IRS, in its governing instrument, articles of incorporation, or bylaws, or other similar instruments? If "Yes," attach a conformed copy of the changes . . . . .   |  | 3    | No    |
| 4aDid the foundation have unrelated business gross income of \$1,000 or more during the year? . . . . .   |  | 4a   | No    |
| bIf "Yes," has it filed a tax return on Form 990-T for this year? . . . . .   |  | 4b   |       |
| 5Was there a liquidation, termination, dissolution, or substantial contraction during the year? . . . . .<br>If "Yes," attach the statement required by General Instruction T.  |  | 5    | No    |
| 6Are the requirements of section 508(e) (relating to sections 4941 through 4945) satisfied either<br>• By language in the governing instrument, or<br>• By state legislation that effectively amends the governing instrument so that no mandatory directions that conflict with the state law remain in the governing instrument? . . . . .                      |  | 6    | Yes   |
| 7Did the foundation have at least \$5,000 in assets at any time during the year? If "Yes," complete Part II, col (c), and Part XV   |  | 7    | Yes   |
| 8aEnter the states to which the foundation reports or with which it is registered (see page 19 of the instructions) ID  |  |      |       |
| bIf the answer is "Yes" to line 7, has the foundation furnished a copy of Form 990-PF to the Attorney General (or designate) of each state as required by General Instruction G? If "No," attach explanation .  |  | 8b   | Yes   |
| 9Is the foundation claiming status as a private operating foundation within the meaning of section 4942(j)(3) or 4942(j)(5) for calendar year 2010 or the taxable year beginning in 2010 (see instructions for Part XIV on page 27)? If "Yes," complete Part XIV . . . . .  |  | 9    | No    |
| 10Did any persons become substantial contributors during the tax year? If "Yes," attach a schedule listing their names and addresses  |  | 10   | No    |

Part VII-A

Statements Regarding Activities *(continued)*

|   |  |    |     |    |
|---|--|----|-----|----|
| 11  | At any time during the year, did the foundation, directly or indirectly, own a controlled entity within the meaning of section 512(b)(13)? If "Yes," attach schedule (see page 20 of the instructions).                | 11 |     | No |
| 12  | Did the foundation acquire a direct or indirect interest in any applicable insurance contract before August 17, 2008?  | 12 |     | No |
| 13  | Did the foundation comply with the public inspection requirements for its annual returns and exemption application?<br>Website address <b>WWW.NAGELFOUNDATION.COM</b>  | 13 | Yes |    |
| 14  | The books are in care of <b>CURT GOLDGRABE</b> Telephone no <b>(208) 387-7963</b><br>Located at <b>435 EAST SHORE DRIVE SUITE 130 EAGLE</b> ID ZIP+4 <b>83616</b>  |    |     |    |
| 15  | Section 4947(a)(1) nonexempt charitable trusts filing Form 990-PF in lieu of <b>Form 1041</b> —Check here <input type="checkbox"/><br>and enter the amount of tax-exempt interest received or accrued during the year. | 15 |     |    |
| 16  | At any time during calendar year 2010, did the foundation have an interest in or a signature or other authority over a bank, securities, or other financial account in a foreign country?                              | 16 |     | No |
| See page 20 of the instructions for exceptions and filing requirements for Form TD F 90-22.1 If "Yes", enter the name of the foreign country. |  |    |     |    |

Part VII-B

Statements Regarding Activities for Which Form 4720 May Be Required

|   |   |    |     |    |
|---|---|----|-----|----|
| File Form 4720 if any item is checked in the "Yes" column, unless an exception applies. |   |    | Yes | No |
| 1a  | During the year did the foundation (either directly or indirectly)<br>(1) Engage in the sale or exchange, or leasing of property with a disqualified person? <input type="checkbox"/> Yes <input checked="" type="checkbox"/> No<br>(2) Borrow money from, lend money to, or otherwise extend credit to (or accept it from) a disqualified person? <input type="checkbox"/> Yes <input checked="" type="checkbox"/> No<br>(3) Furnish goods, services, or facilities to (or accept them from) a disqualified person? <input type="checkbox"/> Yes <input checked="" type="checkbox"/> No<br>(4) Pay compensation to, or pay or reimburse the expenses of, a disqualified person? <input type="checkbox"/> Yes <input checked="" type="checkbox"/> No<br>(5) Transfer any income or assets to a disqualified person (or make any of either available for the benefit or use of a disqualified person)? <input type="checkbox"/> Yes <input checked="" type="checkbox"/> No<br>(6) Agree to pay money or property to a government official? ( <b>Exception.</b> Check "No" if the foundation agreed to make a grant to or to employ the official for a period after termination of government service, if terminating within 90 days ). <input type="checkbox"/> Yes <input checked="" type="checkbox"/> No |    |     |    |
| b   | If any answer is "Yes" to 1a(1)–(6), did <b>any</b> of the acts fail to qualify under the exceptions described in Regulations section 53.4941(d)-3 or in a current notice regarding disaster assistance (see page 20 of the instructions)? Organizations relying on a current notice regarding disaster assistance check here. <input type="checkbox"/>   | 1b |     |    |
| c   | Did the foundation engage in a prior year in any of the acts described in 1a, other than excepted acts, that were not corrected before the first day of the tax year beginning in 2010?   | 1c |     | No |
| 2   | Taxes on failure to distribute income (section 4942) (does not apply for years the foundation was a private operating foundation defined in section 4942(j)(3) or 4942(j)(5))   |    |     |    |
| a   | At the end of tax year 2010, did the foundation have any undistributed income (lines 6d and 6e, Part XIII) for tax year(s) beginning before 2010? If "Yes," list the years 20____, 20____, 20____, 20____ <input type="checkbox"/> Yes <input checked="" type="checkbox"/> No   |    |     |    |
| b   | Are there any years listed in 2a for which the foundation is <b>not</b> applying the provisions of section 4942(a)(2) (relating to incorrect valuation of assets) to the year's undistributed income? (If applying section 4942(a)(2) to <b>all</b> years listed, answer "No" and attach statement—see page 20 of the instructions ).   | 2b |     |    |
| c   | If the provisions of section 4942(a)(2) are being applied to any of the years listed in 2a, list the years here 20____, 20____, 20____, 20____  |    |     |    |
| 3a  | Did the foundation hold more than a 2% direct or indirect interest in any business enterprise at any time during the year? <input type="checkbox"/> Yes <input checked="" type="checkbox"/> No  |    |     |    |
| b   | If "Yes," did it have excess business holdings in 2010 as a result of (1) any purchase by the foundation or disqualified persons after May 26, 1969, (2) the lapse of the 5-year period (or longer period approved by the Commissioner under section 4943(c)(7)) to dispose of holdings acquired by gift or bequest, or (3) the lapse of the 10-, 15-, or 20-year first phase holding period? ( <i>Use Schedule C, Form 4720, to determine if the foundation had excess business holdings in 2010.</i> )  | 3b |     |    |
| 4a  | Did the foundation invest during the year any amount in a manner that would jeopardize its charitable purposes?   | 4a |     | No |
| b   | Did the foundation make any investment in a prior year (but after December 31, 1969) that could jeopardize its charitable purpose that had not been removed from jeopardy before the first day of the tax year beginning in 2010?   | 4b |     | No |

Part VII-B

Statements Regarding Activities for Which Form 4720 May Be Required (continued)

|    |   |                              |  |    |
|----|---|------------------------------|--|----|
| 5a | During the year did the foundation pay or incur any amount to   |                              |  |    |
|    | (1) Carry on propaganda, or otherwise attempt to influence legislation (section 4945(e))?   | <input type="checkbox"/> Yes | <input checked="" type="checkbox"/> No |    |
|    | (2) Influence the outcome of any specific public election (see section 4955), or to carry on, directly or indirectly, any voter registration drive?   | <input type="checkbox"/> Yes | <input checked="" type="checkbox"/> No |    |
|    | (3) Provide a grant to an individual for travel, study, or other similar purposes?  | <input type="checkbox"/> Yes | <input checked="" type="checkbox"/> No |    |
|    | (4) Provide a grant to an organization other than a charitable, etc , organization described in section 509(a)(1), (2), or (3), or section 4940(d)(2)? (see page 22 of the instructions).   | <input type="checkbox"/> Yes | <input checked="" type="checkbox"/> No |    |
|    | (5) Provide for any purpose other than religious, charitable, scientific, literary, or educational purposes, or for the prevention of cruelty to children or animals?   | <input type="checkbox"/> Yes | <input checked="" type="checkbox"/> No |    |
| b  | If any answer is "Yes" to 5a(1)–(5), did <b>any</b> of the transactions fail to qualify under the exceptions described in Regulations section 53.4945 or in a current notice regarding disaster assistance (see page 22 of the instructions)? Organizations relying on a current notice regarding disaster assistance check here. | 5b                           |  |    |
| c  | If the answer is "Yes" to question 5a(4), does the foundation claim exemption from the tax because it maintained expenditure responsibility for the grant?<br><i>If "Yes," attach the statement required by Regulations section 53.4945–5(d).</i>   |                              |  |    |
| 6a | Did the foundation, during the year, receive any funds, directly or indirectly, to pay premiums on a personal benefit contract?   |                              |  |    |
| b  | Did the foundation, during the year, pay premiums, directly or indirectly, on a personal benefit contract?<br><i>If "Yes" to 6b, file Form 8870.</i>  | 6b                           |  | No |
| 7a | At any time during the tax year, was the foundation a party to a prohibited tax shelter transaction?  |                              |  |    |
| b  | If yes, did the foundation receive any proceeds or have any net income attributable to the transaction?   | 7b                           |  |    |

Part VIII

Information About Officers, Directors, Trustees, Foundation Managers, Highly Paid Employees, and Contractors

|   |   |   |   |                                       |
|---|---|---|---|---------------------------------------|
| 1 List all officers, directors, trustees, foundation managers and their compensation (see page 22 of the instructions).                     |   |   |   |                                       |
| (a) Name and address  | (b) Title, and average hours per week devoted to position | (c) Compensation (If not paid, enter -0-) | (d) Contributions to employee benefit plans and deferred compensation | (e) Expense account, other allowances |
| See Additional Data Table   |   |   |   |                                       |
|   |   |   |   |                                       |
|   |   |   |   |                                       |
|   |   |   |   |                                       |
|   |   |   |   |                                       |
|   |   |   |   |                                       |
|   |   |   |   |                                       |
| 2 Compensation of five highest-paid employees (other than those included on line 1—see page 23 of the instructions). If none, enter "NONE." |   |   |   |                                       |
| (a) Name and address of each employee paid more than \$50,000   | (b) Title, and average hours per week devoted to position | (c) Compensation                          | (d) Contributions to employee benefit plans and deferred compensation | (e) Expense account, other allowances |
| NONE  |   |   |   |                                       |
|   |   |   |   |                                       |
|   |   |   |   |                                       |
|   |   |   |   |                                       |
|   |   |   |   |                                       |
|   |   |   |   |                                       |
|   |   |   |   |                                       |
|   |   |   |   |                                       |
| Total number of other employees paid over \$50,000.   |   |   |   | 0                                     |

Part VIII

Information About Officers, Directors, Trustees, Foundation Managers, Highly Paid Employees, and Contractors (continued)

|   |                            |                  |
|---|----------------------------|------------------|
| 3 Five highest-paid independent contractors for professional services (see page 23 of the instructions). If none, enter "NONE". |                            |                  |
| (a) Name and address of each person paid more than \$50,000   | (b) Type of service        | (c) Compensation |
| CACTUS CREEK LLC  | INVESTMENT & MGMT SERVICES | 436,225          |
| 435 SHORE DRIVE SUITE 130   |                            |                  |
| EAGLE,ID 83616  |                            |                  |
| MORGAN STANLEY SMITH BARNEY   | INVESTMENT & MGMT SERVICES | 101,311          |
| 101 S CAPITOL BLVD SUITE 401  |                            |                  |
| BOISE,ID 83702  |                            |                  |
|   |                            |                  |
|   |                            |                  |
|   |                            |                  |
|   |                            |                  |
|   |                            |                  |
|   |                            |                  |
| Total number of others receiving over \$50,000 for professional services.   |                            | 2                |

Part IX-A

Summary of Direct Charitable Activities

|   |          |
|---|----------|
| List the foundation's four largest direct charitable activities during the tax year. Include relevant statistical information such as the number of organizations and other beneficiaries served, conferences convened, research papers produced, etc | Expenses |
| 1   |          |
|   |          |
|   |          |
|   |          |
| 2   |          |
|   |          |
|   |          |
|   |          |
| 3   |          |
|   |          |
|   |          |
|   |          |
| 4   |          |
|   |          |
|   |          |

Part IX-B

Summary of Program-Related Investments (see page 24 of the instructions)

|  |        |
|--|--------|
| Describe the two largest program-related investments made by the foundation during the tax year on lines 1 and 2 | Amount |
| 1  |        |
|  |        |
|  |        |
| 2  |        |
|  |        |
|  |        |
| All other program-related investments See page 24 of the instructions  |        |
| 3  |        |
|  |        |
|  |        |
| Total. Add lines 1 through 3.  | 0      |



Part X

Minimum Investment Return (All domestic foundations must complete this part. Foreign foundations, see page 24 of the instructions.)

|   |  |    |            |
|---|--|----|------------|
| 1 | Fair market value of assets not used (or held for use) directly in carrying out charitable, etc , purposes                       |    |            |
| a | Average monthly fair market value of securities. . . . .   | 1a | 5,062,179  |
| b | Average of monthly cash balances. . . . .  | 1b | 24,020,380 |
| c | Fair market value of all other assets (see page 24 of the instructions). . . . .   | 1c | 14,705     |
| d | Total (add lines 1a, b, and c). . . . .  | 1d | 29,097,264 |
| e | Reduction claimed for blockage or other factors reported on lines 1a and 1c (attach detailed explanation). . . . .               | 1e | 0          |
| 2 | Acquisition indebtedness applicable to line 1 assets. . . . .  | 2  | 0          |
| 3 | Subtract line 2 from line 1d. . . . .  | 3  | 29,097,264 |
| 4 | Cash deemed held for charitable activities Enter 1 1/2% of line 3 (for greater amount, see page 25 of the instructions). . . . . | 4  | 436,459    |
| 5 | Net value of noncharitable-use assets. Subtract line 4 from line 3 Enter here and on Part V, line 4                              | 5  | 28,660,805 |
| 6 | Minimum investment return. Enter 5% of line 5. . . . .   | 6  | 1,433,040  |

Part XI

Distributable Amount (see page 25 of the instructions) (Section 4942(j)(3) and (j)(5) private operating foundations and certain foreign organizations check here ☒ and do not complete this part.)

|    |   |    |           |
|----|---|----|-----------|
| 1  | Minimum investment return from Part X, line 6. . . . .  | 1  | 1,433,040 |
| 2a | Tax on investment income for 2010 from Part VI, line 5. . . . .   | 2a | 12,228    |
| b  | Income tax for 2010 (This does not include the tax from Part VI ). . . . .                                | 2b |           |
| c  | Add lines 2a and 2b. . . . .  | 2c | 12,228    |
| 3  | Distributable amount before adjustments Subtract line 2c from line 1. . . . .                             | 3  | 1,420,812 |
| 4  | Recoveries of amounts treated as qualifying distributions. . . . .  | 4  | 0         |
| 5  | Add lines 3 and 4. . . . .  | 5  | 1,420,812 |
| 6  | Deduction from distributable amount (see page 25 of the instructions). . . . .                            | 6  | 0         |
| 7  | Distributable amount as adjusted Subtract line 6 from line 5 Enter here and on Part XIII, line 1. . . . . | 7  | 1,420,812 |

Part XII

Qualifying Distributions (see page 25 of the instructions)

|  |   |    |           |
|--|---|----|-----------|
| 1  | Amounts paid (including administrative expenses) to accomplish charitable, etc , purposes   |    |           |
| a  | Expenses, contributions, gifts, etc —total from Part I, column (d), line 26. . . . .  | 1a | 1,237,057 |
| b  | Program-related investments—total from Part IX-B. . . . .   | 1b | 0         |
| 2  | Amounts paid to acquire assets used (or held for use) directly in carrying out charitable, etc , purposes. . . . .  | 2  |           |
| 3  | Amounts set aside for specific charitable projects that satisfy the   |    |           |
| a  | Suitability test (prior IRS approval required). . . . .   | 3a |           |
| b  | Cash distribution test (attach the required schedule). . . . .  | 3b |           |
| 4  | Qualifying distributions. Add lines 1a through 3b Enter here and on Part V, line 8, and Part XIII, line 4   | 4  | 1,237,057 |
| 5  | Foundations that qualify under section 4940(e) for the reduced rate of tax on net investment income Enter 1% of Part I, line 27b (see page 26 of the instructions). . . . . | 5  | 0         |
| 6  | Adjusted qualifying distributions. Subtract line 5 from line 4. . . . .   | 6  | 1,237,057 |
| Note: The amount on line 6 will be used in Part V, column (b), in subsequent years when calculating whether the foundation qualifies for the section 4940(e) reduction of tax in those years |   |    |           |

Part XIII

Undistributed Income (see page 26 of the instructions)

|  |   |                            |             |             |
|--|---|----------------------------|-------------|-------------|
|  | (a)<br>Corpus   | (b)<br>Years prior to 2009 | (c)<br>2009 | (d)<br>2010 |
| 1  | Distributable amount for 2010 from Part XI, line 7  |                            |             |             |
| 2  | Undistributed income, if any, as of the end of 2010   |                            |             |             |
| a  | Enter amount for 2009 only. . . . . 555,218   |                            |             |             |
| b  | Total for prior years 20____, 20____, 20____ 0  |                            |             |             |
| 3  | Excess distributions carryover, if any, to 2010   |                            |             |             |
| a  | From 2005. . . . .  |                            |             |             |
| b  | From 2006. . . . .  |                            |             |             |
| c  | From 2007. . . . .  |                            |             |             |
| d  | From 2008. . . . .  |                            |             |             |
| e  | From 2009. . . . .  |                            |             |             |
| f  | Total of lines 3a through e. . . . . 0  |                            |             |             |
| 4  | Qualifying distributions for 2010 from Part XII, line 4 ▶ \$ 1,237,057  |                            |             |             |
| a  | Applied to 2009, but not more than line 2a 555,218  |                            |             |             |
| b  | Applied to undistributed income of prior years (Election required—see page 26 of the instructions) 0  |                            |             |             |
| c  | Treated as distributions out of corpus (Election required—see page 26 of the instructions). . . 0   |                            |             |             |
| d  | Applied to 2010 distributable amount. . . . . 681,839   |                            |             |             |
| e  | Remaining amount distributed out of corpus 0  |                            |             |             |
| 5  | Excess distributions carryover applied to 2010 0  |                            |             |             |
| (If an amount appears in column (d), the same amount must be shown in column (a).) |   |                            |             |             |
| 6  | Enter the net total of each column as indicated below:  |                            |             |             |
| a  | Corpus Add lines 3f, 4c, and 4e Subtract line 5 0   |                            |             |             |
| b  | Prior years' undistributed income Subtract line 4b from line 2b. . . . . 0  |                            |             |             |
| c  | Enter the amount of prior years' undistributed income for which a notice of deficiency has been issued, or on which the section 4942(a) tax has been previously assessed. . . . . 0 |                            |             |             |
| d  | Subtract line 6c from line 6b Taxable amount—see page 27 of the instructions . . . 0  |                            |             |             |
| e  | Undistributed income for 2009 Subtract line 4a from line 2a Taxable amount—see page 27 of the instructions . . . . . 0  |                            |             |             |
| f  | Undistributed income for 2010 Subtract lines 4d and 5 from line 1 This amount must be distributed in 2011. . . . . 738,973  |                            |             |             |
| 7  | Amounts treated as distributions out of corpus to satisfy requirements imposed by section 170(b)(1)(F) or 4942(g)(3) (see page 27 of the instructions). . . . . 0                   |                            |             |             |
| 8  | Excess distributions carryover from 2005 not applied on line 5 or line 7 (see page 27 of the instructions). . . . . 0   |                            |             |             |
| 9  | Excess distributions carryover to 2011. Subtract lines 7 and 8 from line 6a. . . . . 0  |                            |             |             |
| 10   | Analysis of line 9  |                            |             |             |
| a  | Excess from 2006. . . . .   |                            |             |             |
| b  | Excess from 2007. . . . .   |                            |             |             |
| c  | Excess from 2008. . . . .   |                            |             |             |
| d  | Excess from 2009. . . . .   |                            |             |             |
| e  | Excess from 2010. . . . .   |                            |             |             |

## Part XIV

**1a** If the foundation has received a ruling or determination letter that it is a private operating foundation, and the ruling is effective for 2010, enter the date of the ruling. . . . .

**b** Check box to indicate whether the organization is a private operating foundation described in section 170(c)(2)(B)(i) or 170(c)(2)(B)(ii): ☐ 170(c)(2)(B)(i) or ☐ 170(c)(2)(B)(ii)

|           |  |                 |                 |                 |                 |                  |
|-----------|--|-----------------|-----------------|-----------------|-----------------|------------------|
| <b>2a</b> | Enter the lesser of the adjusted net income from Part I or the minimum investment return from Part X for each year listed . . . . .                              | Tax year        | Prior 3 years   |                 |                 | <b>(e) Total</b> |
|           |  | <b>(a) 2010</b> | <b>(b) 2009</b> | <b>(c) 2008</b> | <b>(d) 2007</b> |                  |
| <b>b</b>  | 85% of line 2a . . . . .   |                 |                 |                 |                 |                  |
| <b>c</b>  | Qualifying distributions from Part XII, line 4 for each year listed . . . . .  |                 |                 |                 |                 |                  |
| <b>d</b>  | Amounts included in line 2c not used directly for active conduct of exempt activities . . . .  |                 |                 |                 |                 |                  |
| <b>e</b>  | Qualifying distributions made directly for active conduct of exempt activities. Subtract line 2d from line 2c . . . .  |                 |                 |                 |                 |                  |
| <b>3</b>  | Complete 3a, b, or c for the alternative test relied upon  |                 |                 |                 |                 |                  |
| <b>a</b>  | "Assets" alternative test—enter  |                 |                 |                 |                 |                  |
|           | <b>(1)</b> Value of all assets . . . . .   |                 |                 |                 |                 |                  |
|           | <b>(2)</b> Value of assets qualifying under section 4942(j)(3)(B)(i)   |                 |                 |                 |                 |                  |
| <b>b</b>  | "Endowment" alternative test— enter 2/3 of minimum investment return shown in Part X, line 6 for each year listed. . . .   |                 |                 |                 |                 |                  |
| <b>c</b>  | "Support" alternative test—enter   |                 |                 |                 |                 |                  |
|           | <b>(1)</b> Total support other than gross investment income (interest, dividends, rents, payments on securities loans (section 512(a)(5)), or royalties) . . . . |                 |                 |                 |                 |                  |
|           | <b>(2)</b> Support from general public and 5 or more exempt organizations as provided in section 4942(j)(3)(B)(iii). . . .                                       |                 |                 |                 |                 |                  |
|           | <b>(3)</b> Largest amount of support from an exempt organization   |                 |                 |                 |                 |                  |
|           | <b>(4)</b> Gross investment income   |                 |                 |                 |                 |                  |

**Part XV** **Supplementary Information** (Complete this part only if the organization had \$5,000 or more in assets at any time during the year—see page 27 of the instructions.)

### 1 Information Regarding Foundation Managers:

**a** List any managers of the foundation who have contributed more than 2% of the total contributions received by the foundation before the close of any tax year (but only if they have contributed more than \$5,000) (See section 507(d)(2) )

**b** List any managers of the foundation who own 10% or more of the stock of a corporation (or an equally large portion of the ownership of a partnership or other entity) of which the foundation has a 10% or greater interest

**2 Information Regarding Contribution, Grant, Gift, Loan, Scholarship, etc., Programs:**

Check here ☐ if the foundation only makes contributions to preselected charitable organizations and does not accept unsolicited requests for funds. If the foundation makes gifts, grants, etc. (see page 28 of the instructions) to individuals or organizations under other conditions, complete items 2a, b, c, and d.

**a** The name, address, and telephone number of the person to whom applications should be addressed

CURT GOLDGRABE  
435 EAST SHORE DRIVE SUITE 130  
EAGLE, ID 83616  
(208) 387-7963

**b** The form in which applications should be submitted and information and materials they should include  
REQUEST APPLICATION BY LETTER OR BY WEBSITE AND APPLICATION WILL BE MAILED

**c Any submission deadlines**  
APPLICATIONS MUST BE SUBMITTED BY 10/31

**d** Any restrictions or limitations on awards, such as by geographical areas, charitable fields, kinds of institutions, or other factors

SOUTHWESTERN IDAHO

Part XV

Supplementary Information (continued)

3 Grants and Contributions Paid During the Year or Approved for Future Payment

| Recipient   | If recipient is an individual,<br>show any relationship to<br>any foundation manager<br>or substantial contributor | Foundation<br>status of<br>recipient | Purpose of grant or<br>contribution | Amount    |
|---|--|--------------------------------------|-------------------------------------|-----------|
| Name and address (home or business)                 |  |                                      |                                     |           |
| a Paid during the year<br>See Additional Data Table |  |                                      |                                     |           |
| Total . . . . .                                     |  |                                      | ▶ 3a                                | 1,076,895 |
| b Approved for future payment                       |  |                                      |                                     |           |
| Total . . . . .                                     |  |                                      | ▶ 3b                                | 0         |

Enter gross amounts unless otherwise indicated

## Part XVI-B Relationship of Activities to the Accomplishment of Exempt Purposes

Form **990-PF** (2010)

Part XVII

Information Regarding Transfers To and Transactions and Relationships With Noncharitable Exempt Organizations

1

Did the organization directly or indirectly engage in any of the following with any other organization described in section 501(c) of the Code (other than section 501(c)(3) organizations) or in section 527, relating to political organizations?

a

Transfers from the reporting foundation to a noncharitable exempt organization of

1

Cash.

2

Other assets.

b

Other transactions

1

Sales of assets to a noncharitable exempt organization.

2

Purchases of assets from a noncharitable exempt organization.

3

Rental of facilities, equipment, or other assets.

4

Reimbursement arrangements.

5

Loans or loan guarantees.

6

Performance of services or membership or fundraising solicitations.

c

Sharing of facilities, equipment, mailing lists, other assets, or paid employees.

d

If the answer to any of the above is "Yes," complete the following schedule. Column (b) should always show the fair market value of the goods, other assets, or services given by the reporting foundation. If the foundation received less than fair market value in any transaction or sharing arrangement, show in column (d) the value of the goods, other assets, or services received.

Yes

No

| (a) Line No | (b) Amount involved | (c) Name of noncharitable exempt organization | (d) Description of transfers, transactions, and sharing arrangements |
|-------------|---------------------|---|--|
|             |                     |   |  |
|             |                     |   |  |
|             |                     |   |  |
|             |                     |   |  |
|             |                     |   |  |
|             |                     |   |  |
|             |                     |   |  |
|             |                     |   |  |
|             |                     |   |  |
|             |                     |   |  |
|             |                     |   |  |
|             |                     |   |  |
|             |                     |   |  |
|             |                     |   |  |
|             |                     |   |  |
|             |                     |   |  |
|             |                     |   |  |
|             |                     |   |  |
|             |                     |   |  |
|             |                     |   |  |

2a

Is the foundation directly or indirectly affiliated with, or related to, one or more tax-exempt organizations described in section 501(c) of the Code (other than section 501(c)(3)) or in section 527?

Yes

No

b

If "Yes," complete the following schedule.

| (a) Name of organization | (b) Type of organization | (c) Description of relationship |
|--------------------------|--------------------------|---------------------------------|
|--------------------------|--------------------------|---------------------------------|

Sign Here

Under penalties of perjury, I declare that I have examined this return, including accompanying schedules and statements, and to the best of my knowledge and belief, it is true, correct, and complete. Declaration of preparer (other than taxpayer or fiduciary) is based on all information of which preparer has any knowledge.

\*\*\*\*\*

2011-05-11

\*\*\*\*\*

Signature of officer or trustee

Date

Title

Paid Preparer's Use Only

Preparer's Signature

DOUGLAS E BLACK

Date

2011-05-11

Check if self-employed

PTIN

Firm's name

LITTLE MORRIS LLP

Firm's EIN

Firm's address

950 WEST BANNOCK SUITE 810

Phone no.

(208) 344-2666

Firm's address

BOISE, ID 83702

Form 990-PF (2010)

Additional Data

Software ID:  
Software Version:  
EIN: 82-0431505  
Name: THE JOHN F NAGEL FOUNDATION

Form 990PF Part IV - Capital Gains and Losses for Tax on Investment Income - Columns a - d

| (a) List and describe the kind(s) of property sold (e g , real estate, 2-story brick warehouse, or common stock, 200 shs MLC Co ) |   | (b) How acquired<br>P—Purchase<br>D—Donation | (c) Date acquired<br>(mo , day, yr ) | (d) Date sold<br>(mo , day, yr ) |
|---|---|--|--------------------------------------|----------------------------------|
| A   | 2000 AGNICO EAGLE MINES LTD                                   |  | 2010-07-01                           | 2010-10-19                       |
| B   | 20000 BOSTON SCIENTIFIC CORP                                  |  | 2010-01-02                           | 2010-09-16                       |
| C   | CHESAPEAKE ENERGY CORP CALL                                   |  | 2009-06-11                           | 2010-01-19                       |
| D   | 1000 COMPANHIA BRASILEIRE DE DISTRIBUICAO GRUPO DE ACUCAR ADR |  | 2010-06-07                           | 2010-06-07                       |
| E   | 10000 COMPANHIA ENERGETICA DE MINAS SP ADR                    |  | 2010-01-02                           | 2010-10-22                       |
| F   | 10000 DOW CHEMICAL CO   |  | 2010-06-29                           | 2010-10-15                       |
| G   | DOW CHEMCIAL CO CALL  |  | 2010-07-08                           | 2010-08-23                       |
| H   | 4000 ELDORADO GOLD CORP NEW                                   |  | 2010-07-01                           | 2010-11-22                       |
| I   | 10000 ENSCO PLC ADR   |  | 2010-07-26                           | 2010-11-19                       |
| J   | ENSCO PLC ADR CALL  |  | 2010-07-27                           | 2010-08-23                       |
| K   | ENSCO PLC ADR CALL  |  | 2010-09-01                           | 2010-10-15                       |
| L   | 3973 FRONTIER COMMUNICATIONS CORP CASH IN LIEU                |  | 2010-05-06                           | 2010-07-02                       |
| M   | 2000 GOLDCORP INC NEW   |  | 2010-07-01                           | 2010-11-22                       |
| N   | 2000 INTEROIL CORP  |  | 2010-01-26                           | 2010-01-29                       |
| O   | INTREPID POTASH INC PUT                                       |  | 2010-02-24                           | 2010-03-22                       |
| P   | 5000 ISHARES SILVER TRUST                                     |  | 2009-12-10                           | 2010-01-15                       |
| Q   | 2500 ITAU UNIBANCO BANCO HLDGS A ADR                          |  | 2010-01-13                           | 2010-04-12                       |
| R   | 4000 KINROSS GOLD CORP-CAD (NEW)                              |  | 2010-07-01                           | 2010-11-22                       |
| S   | 5000 MCDONALDS CORP   |  | 2009-07-23                           | 2010-04-15                       |
| T   | 10000 MICROSOFT CORP  |  | 2010-10-04                           | 2010-11-16                       |
| U   | PETROBRAS CALL  |  | 2009-04-03                           | 2010-01-19                       |
| V   | PETROBRAS CALL  |  | 2010-03-18                           | 2010-03-18                       |
| W   | PETROBRAS CALL  |  | 2010-03-18                           | 2010-07-19                       |
| X   | 4700 ROYAL GOLD INC   |  | 2010-01-02                           | 2010-11-22                       |
| Y   | 300 ROYAL GOLD INC  |  | 2010-05-24                           | 2010-11-22                       |
| Z   | 5000 SILVER WHEATON CORP-CAD                                  |  | 2010-05-21                           | 2010-10-19                       |
| AA  | 5000 SILVERCORP METALS INC-CAD                                |  | 2010-05-21                           | 2010-10-19                       |
| AB  | 2000 TOTAL S A SPONS ADR                                      |  | 2010-06-05                           | 2010-07-15                       |
| AC  | 5000 VALE S A SPON ADR  |  | 2010-01-22                           | 2010-10-22                       |
| AD  | 10000 VERIZON COMMUNICATIONS                                  |  | 2010-05-06                           | 2010-10-08                       |

Form 990PF Part IV - Capital Gains and Losses for Tax on Investment Income - Columns a - d

| (a) List and describe the kind(s) of property sold (e g , real estate,<br>2-story brick warehouse, or common stock, 200 shs MLC Co ) |   | (b) How acquired<br>P—Purchase<br>D—Donation | (c) Date acquired<br>(mo , day, yr ) | (d) Date sold<br>(mo , day, yr ) |
|--|---|--|--------------------------------------|----------------------------------|
| AE   | 10000 WILLIAMS COS INC                        |  | 2009-06-10                           | 2010-01-15                       |
| AF   | 6 KHD HUMBOLDT WEDAG INTERNA CASH IN LIEU     |  | 2006-02-20                           | 2010-12-31                       |
| AG   | 2000 BLUE EARTH REFINERIES INC                |  | 2005-01-07                           | 2010-07-27                       |
| AH   | 1200 BLUE EARTH REFINERIES INC                |  | 2005-01-07                           | 2010-07-27                       |
| AI   | 7269 MASS FINANCIAL CORP SHARE A CASH IN LIEU |  | 2006-02-20                           | 2010-01-15                       |
| AJ   | 5000 AQUA AMERICA INC                         |  | 2006-06-09                           | 2010-07-08                       |
| AK   | 3000 ATMOS ENERGY CORP                        |  | 1999-01-02                           | 2010-04-12                       |
| AL   | 4000 CENOVUS ENERGY INC                       |  | 2004-05-17                           | 2010-04-15                       |
| AM   | 8400 CHEVRON CORP                             |  | 1999-01-02                           | 2010-04-12                       |
| AN   | 456 CONOCOPHILLIPS                            |  | 1997-02-20                           | 2010-04-12                       |
| AO   | 2328 DOMINION RESOURCES INC VA NEW            |  | 1999-01-10                           | 2010-10-22                       |
| AP   | 8000 FRONTIER OIL CORP                        |  | 2005-04-15                           | 2010-04-15                       |
| AQ   | 6000 KAMINAK GOLD CORP - CAD                  |  | 2007-05-25                           | 2010-10-19                       |
| AR   | 3000 MINDRAY MED INTL LTD                     |  | 2007-05-30                           | 2010-10-08                       |
| AS   | 1219 NICOR INC                                |  | 1999-01-02                           | 2010-10-22                       |
| AT   | 1500 RAYONIER INC                             |  | 2004-01-29                           | 2010-04-12                       |
| AU   | 1000 VERIZON COMMUNICATIONS                   |  | 2003-08-15                           | 2010-10-08                       |
| AV   | 852 WELLS FARGO & CO NEW                      |  | 1999-01-02                           | 2010-02-09                       |
| AW   | 1868 22 AUD AUSTRALIA DOLLAR FGN CURRENCY     |  | 1999-01-02                           | 2010-10-12                       |
| AX   | 4000 ENCANA CORP- CAD                         |  | 2004-05-17                           | 2010-04-15                       |
| AY   | SEC 1256 LOSS FROM PASSTHROUGH                | P  |                                      |                                  |
| AZ   | CAPITAL GAINS DIVIDENDS                       | P  |                                      |                                  |



Form 990PF Part IV - Capital Gains and Losses for Tax on Investment Income - Columns e - h

| (e) Gross sales price |         | (f) Depreciation allowed<br>(or allowable) | (g) Cost or other basis<br>plus expense of sale | (h) Gain or (loss)<br>(e) plus (f) minus (g) |
|-----------------------|---------|--|---|--|
| A                     | 137,240 |  | 116,240   | 21,000                                       |
| B                     | 108,302 |  | 183,698   | -75,396                                      |
| C                     | 5,400   |  |   | 5,400  |
| D                     | 4       |  |   | 4  |
| E                     | 171,101 |  | 152,697   | 18,404                                       |
| F                     | 276,695 |  | 243,588   | 33,107                                       |
| G                     | 9,121   |  |   | 9,121  |
| H                     | 68,679  |  | 67,386  | 1,293  |
| I                     | 490,192 |  | 418,295   | 71,897                                       |
| J                     | 11,000  |  |   | 11,000                                       |
| K                     | 14,500  |  | 16,500  | -2,000                                       |
| L                     | 3       |  | 3   | 0  |
| M                     | 91,730  |  | 83,316  | 8,414  |
| N                     | 118,591 |  | 149,019   | -30,428                                      |
| O                     | 800     |  |   | 800  |
| P                     | 88,199  |  | 85,300  | 2,899  |
| Q                     | 56,725  |  | 54,849  | 1,876  |
| R                     | 71,479  |  | 65,034  | 6,445  |
| S                     | 345,526 |  | 279,306   | 66,220                                       |
| T                     | 258,496 |  | 238,800   | 19,696                                       |
| U                     | 9,146   |  |   | 9,146  |
| V                     | 22,820  |  | 24,220  | -1,400                                       |
| W                     | 24,220  |  |   | 24,220                                       |
| X                     | 236,520 |  | 219,143   | 17,377                                       |
| Y                     | 15,195  |  | 14,616  | 579  |
| Z                     | 133,500 |  | 88,350  | 45,150                                       |
| AA                    | 44,406  |  | 33,300  | 11,106                                       |
| AB                    | 100,040 |  | 99,419  | 621  |
| AC                    | 160,006 |  | 140,890   | 19,116                                       |
| AD                    | 326,594 |  | 286,100   | 40,494                                       |

Form 990PF Part IV - Capital Gains and Losses for Tax on Investment Income - Columns e - h

| (e) Gross sales price |           | (f) Depreciation allowed<br>(or allowable) | (g) Cost or other basis<br>plus expense of sale | (h) Gain or (loss)<br>(e) plus (f) minus (g) |
|-----------------------|-----------|--|---|--|
| A E                   | 208,497   |  | 169,937   | 38,560                                       |
| A F                   | 6         |  |   | 6  |
| A G                   | 1,400     |  | 5,940   | -4,540                                       |
| A H                   | 840       |  | 3,330   | -2,490                                       |
| A I                   | 6         |  |   | 6  |
| A J                   | 93,260    |  | 110,567   | -17,307                                      |
| A K                   | 87,490    |  | 73,872  | 13,618                                       |
| A L                   | 120,003   |  | 40,127  | 79,876                                       |
| A M                   | 676,526   |  | 401,516   | 275,010                                      |
| A N                   | 25,568    |  | 9,044   | 16,524                                       |
| A O                   | 104,773   |  | 43,736  | 61,037                                       |
| A P                   | 109,160   |  | 80,392  | 28,768                                       |
| A Q                   | 17,603    |  | 4,505   | 13,098                                       |
| A R                   | 90,181    |  | 82,304  | 7,877  |
| A S                   | 57,931    |  | 31,359  | 26,572                                       |
| A T                   | 70,425    |  | 40,075  | 30,350                                       |
| A U                   | 32,659    |  | 33,863  | -1,204                                       |
| A V                   | 23,021    |  | 4,804   | 18,217                                       |
| A W                   | 3,023,580 |  | 3,000,000                                       | 23,580                                       |
| A X                   | 127,130   |  | 42,609  | 84,521                                       |
| A Y                   |           |  | 15,317  | -15,317                                      |
| A Z                   | 10,826    |  |   | 10,826                                       |

Form 990PF Part IV - Capital Gains and Losses for Tax on Investment Income - Columns i - I

| Complete only for assets showing gain in column (h) and owned by the foundation on 12/31/69 |  |                                   |  | (l) Gains (Col (h) gain minus col (k), but not less than -0-) or Losses (from col (h)) |
|---|--|-----------------------------------|--|--|
| (i) F M V as of 12/31/69  |  | (j) Adjusted basis as of 12/31/69 | (k) Excess of col (i) over col (j), if any |  |
| A   |  |                                   |  | 21,000   |
| B   |  |                                   |  | -75,396  |
| C   |  |                                   |  | 5,400  |
| D   |  |                                   |  | 4  |
| E   |  |                                   |  | 18,404   |
| F   |  |                                   |  | 33,107   |
| G   |  |                                   |  | 9,121  |
| H   |  |                                   |  | 1,293  |
| I   |  |                                   |  | 71,897   |
| J   |  |                                   |  | 11,000   |
| K   |  |                                   |  | -2,000   |
| L   |  |                                   |  | 0  |
| M   |  |                                   |  | 8,414  |
| N   |  |                                   |  | -30,428  |
| O   |  |                                   |  | 800  |
| P   |  |                                   |  | 2,899  |
| Q   |  |                                   |  | 1,876  |
| R   |  |                                   |  | 6,445  |
| S   |  |                                   |  | 66,220   |
| T   |  |                                   |  | 19,696   |
| U   |  |                                   |  | 9,146  |
| V   |  |                                   |  | -1,400   |
| W   |  |                                   |  | 24,220   |
| X   |  |                                   |  | 17,377   |
| Y   |  |                                   |  | 579  |
| Z   |  |                                   |  | 45,150   |
| AA  |  |                                   |  | 11,106   |
| AB  |  |                                   |  | 621  |
| AC  |  |                                   |  | 19,116   |
| AD  |  |                                   |  | 40,494   |


Form 990PF Part IV - Capital Gains and Losses for Tax on Investment Income - Columns i - l

| Complete only for assets showing gain in column (h) and owned by the foundation on 12/31/69 |  |  | (l) Gains (Col (h) gain minus col (k), but not less than -0-) or Losses (from col (h)) |
|---|--|--|--|
| (i) F M V as of 12/31/69  |  | (j) Adjusted basis as of 12/31/69          |  |
|   |  | (k) Excess of col (i) over col (j), if any |  |
| AE  |  |  | 38,560   |
| AF  |  |  | 6  |
| AG  |  |  | -4,540   |
| AH  |  |  | -2,490   |
| AI  |  |  | 6  |
| AJ  |  |  | -17,307  |
| AK  |  |  | 13,618   |
| AL  |  |  | 79,876   |
| AM  |  |  | 275,010  |
| AN  |  |  | 16,524   |
| AO  |  |  | 61,037   |
| AP  |  |  | 28,768   |
| AQ  |  |  | 13,098   |
| AR  |  |  | 7,877  |
| AS  |  |  | 26,572   |
| AT  |  |  | 30,350   |
| AU  |  |  | -1,204   |
| AV  |  |  | 18,217   |
| AW  |  |  | 23,580   |
| AX  |  |  | 84,521   |
| AY  |  |  | -15,317  |
| AZ  |  |  | 10,826   |


**Form 990PF Part VIII Line 1 - List all officers, directors, trustees, foundation managers and their compensation**

| <b>(a)</b> Name and address                       | <b>(b)</b> Title, and average hours per week devoted to position | <b>(c)</b> Compensation<br><b>(If not paid, enter -0-)</b> | <b>(d)</b> Contributions to employee benefit plans and deferred compensation | <b>(e)</b> Expense account, other allowances |
|---|--|--|--|--|
| ANNE N MATHEWS                                    | PRESIDENT<br>0 00  | 0  | 0  | 0  |
| 435 EAST SHORE DRIVE SUITE 130<br>EAGLE, ID 83616 |  |  |  |  |
| CURT GOLDGRABE                                    | DIRECTOR<br>40 00  | 125,000  | 0  | 0  |
| 435 EAST SHORE DRIVE SUITE 130<br>EAGLE, ID 83616 |  |  |  |  |
| WILLIAM E MORRIS                                  | SECRETARY/TREASURER<br>0 00                                      | 0  | 0  | 0  |
| 435 EAST SHORE DRIVE SUITE 130<br>EAGLE, ID 83616 |  |  |  |  |
| VANCE MILLER                                      | DIRECTOR<br>0 00   | 0  | 0  | 0  |
| 435 EAST SHORE DRIVE SUITE 130<br>EAGLE, ID 83616 |  |  |  |  |
| RYAN FORNSTROM                                    | ASST TREASURER<br>0 00   | 0  | 0  | 0  |
| 435 EAST SHORE DRIVE SUITE 130<br>EAGLE, ID 83616 |  |  |  |  |


Form 990PF Part XV Line 3 - Grants and Contributions Paid During the Year or Approved for Future Payment

| Recipient  | If recipient is an individual, show any relationship to any foundation manager or substantial contributor | Foundation status of recipient | Purpose of grant or contribution  | Amount    |
|--|---|--------------------------------|---|-----------|
| Name and address (home or business)  |   |                                |   |           |
| <b>a</b> Paid during the year  |   |                                |   |           |
| ASSISTANCE LEAGUE OF BOISE<br>PO BOX 140104<br>BOISE,ID 83714  |   |                                | OPERATION SCHOOL BELL<br>PROVIDING CLOTHING FOR<br>NEEDY CHILDREN                 | 10,000    |
| BIG BROTHERS & BIG SISTERS OF<br>SW IDAHO<br>2404 W BANK DR SUITE 302<br>BOISE,ID 83705                                |   |                                | MENTOR PROGRAM<br>OPERATIONS  | 25,000    |
| BOISE RESCUE MISSION<br>MINISTRIES INC<br>PO BOX 1494<br>BOISE,ID 83701  |   |                                | OPERATIONS  | 75,000    |
| BOISE STATE UNIVERSITY<br>1910 UNIVERSITY DRIVE<br>BOISE,ID 83725  |   |                                | NURSING SCHOLARSHIP<br>FUND   | 150,000   |
| BOYS AND GIRLS CLUB OF ADA<br>COUNTY<br>610 EAST 42ND STREET<br>GARDEN CITY,ID 83714                                   |   |                                | OPERATIONS  | 20,000    |
| BOYS AND GIRLS CLUB OF NAMPA<br>316 STAMPEDE DRIVE<br>NAMPA,ID 83687   |   |                                | OPERATIONS  | 15,000    |
| CAMP RAINBOW GOLD<br>13600 W ENGLEMANN DRIVE<br>BOISE,ID 83713   |   |                                | CAMP FOR CHILDREN WITH<br>CANCER AND THEIR<br>FAMILIES                            | 50,000    |
| COLLISTER ELEMENTARY SCHOOL<br>4426 CATALPA DRIVE<br>BOISE,ID 83703  |   |                                | SUPPORT FOR NEEDY<br>STUDENTS   | 2,500     |
| FAMILY ADVOCACY CENTER &<br>EDUCATION SERVICES - FACES<br>417 S 6TH ST<br>BOISE,ID 83702                               |   |                                | FUND VICTIMS EMERGENCY<br>FUND  | 1,200     |
| FRANK CHURCH HIGH SCHOOL<br>8051 W SALT CREEK DR<br>BOISE,ID 83709   |   |                                | STUDENT ACTIVITIES  | 1,675     |
| GARFIELD ELEMENTARY SCHOOL<br>1914 BROADWAY AVE<br>BOISE,ID 83706  |   |                                | PURCHASE FOOD AND BASIC<br>NEEDS CHRISTMAS GIFTS<br>FOR LOW-INCOME FAMILIES       | 10,000    |
| GOOD SAMARITAN LEAGUE<br>3501 W STATE ST<br>BOISE,ID 83703   |   |                                | REPAIR TWO AIR<br>CONDITIONING<br>COMPRESSORS FOR LIVING<br>FACILITY FOR HOMELESS | 1,520     |
| HUMPHREY DIABETES EDUCATION<br>CENTER<br>1226 W RIVER<br>BOISE,ID 83702  |   |                                | OPERATIONS  | 16,000    |
| IDAHO DIABETES YOUTH<br>PROGRAMS - CAMP HODIA<br>1701 N 12TH STREET<br>BOISE,ID 83702                                  |   |                                | DIABETES CAMP<br>SCHOLARSHIPS   | 5,000     |
| IDAHO RIVER KIDS<br>990 EAGLE HILLS WAY<br>EAGLE,ID 83616  |   |                                | OPERATIONS  | 30,000    |
| <b>Total . . . . .</b>  <b>3a</b> |   |                                |   | 1,076,895 |

Form 990PF Part XV Line 3 - Grants and Contributions Paid During the Year or Approved for Future Payment

| Recipient  | If recipient is an individual, show any relationship to any foundation manager or substantial contributor | Foundation status of recipient | Purpose of grant or contribution                                     | Amount    |
|--|---|--------------------------------|--|-----------|
| Name and address (home or business)  |   |                                |  |           |
| <b>a</b> Paid during the year  |   |                                |  |           |
| IDAHO STAMPEDE COMMUNITY FOUNDATION<br>PO BOX 6525<br>BOISE,ID 83707   |   |                                | IDAHO STAMPEDE READ TO ACHIEVE PROGRAM TO ENCOURAGE CHILDREN TO READ | 5,000     |
| LIFE'S KITCHEN<br>1025 S CAPITOL BLVD<br>BOISE,ID 83706  |   |                                | SCHOLARSHIP FUND   | 35,000    |
| LOG CABIN LITERARY CENTER<br>801 S CAPITOL BOULEVARD<br>BOISE,ID 83702   |   |                                | OPERATIONS   | 20,000    |
| LOWELL ELEMENTARY SCHOOL<br>1507 N 28TH STREET<br>BOISE,ID 83703   |   |                                | SUPPORT FOR NEEDY STUDENTS   | 5,000     |
| MUSCULAR DYSTROPHY ASSOCIATION<br>6485 W INTERCHANGE LANE 101<br>BOISE,ID 83709  |   |                                | SUMMER CAMP OPERATIONS   | 28,000    |
| NORTHWEST CHILDREN'S HOME<br>504 E FLORIDA AVENUE<br>NAMPA,ID 83686  |   |                                | OPERATIONS OF WORK EXPERIENCE PROGRAM                                | 50,000    |
| NORTHWEST NAZARENE UNIVERSITY<br>623 HOLLY STREET<br>NAMPA,ID 83686  |   |                                | NURSING SCHOLARSHIP PROGRAM  | 200,000   |
| NW NAZARENE UNIVERSITY<br>623 HOLLY STREET<br>NAMPA,ID 83686   |   |                                | SCHOLARSHIP FUND   | 100,000   |
| OASIS FOOD CENTER<br>PO BOX 1122<br>CALDWELL,ID 83606  |   |                                | PURCHASE REFRIGERATED TRUCK TO ASSIST IN FEEDING LOW-INCOME PEOPLE   | 30,000    |
| SALVATION ARMY - NAMPA YOUTH CENTER<br>403 12TH AVENUE SOUTH<br>NAMPA,ID 83653   |   |                                | OPERATIONS   | 15,000    |
| SALVATION ARMY CALDWELL CORPS<br>1015 CHICAGO STREET<br>CALDWELL,ID 83605  |   |                                | OPERATIONS   | 25,000    |
| SALVATION ARMY OF ADA COUNTY<br>1904 W BANNOCK<br>BOISE,ID 83702   |   |                                | OPERATIONS   | 25,000    |
| ST LUKE'S CHILDREN'S SCHOOL<br>190 EAST BANNOCK STREET<br>BOISE,ID 83702   |   |                                | OPERATIONS   | 20,000    |
| TERRY REILY HEALTH SERVICES<br>PO BOX 9<br>NAMPA,ID 83653  |   |                                | OPERATIONS   | 31,000    |
| THE MENTORING NETWORK<br>PO BOX 9412<br>NAMPA,ID 83652   |   |                                | ADULT TO YOUTH SUMMER CAMP OPERATIONS                                | 15,000    |
| <b>Total . . . . .</b>  <b>3a</b> |   |                                |  | 1,076,895 |

Form 990PF Part XV Line 3 - Grants and Contributions Paid During the Year or Approved for Future Payment

| Recipient  | If recipient is an individual,<br>show any relationship to<br>any foundation manager<br>or substantial contributor | Foundation<br>status of<br>recipient | Purpose of grant or<br>contribution | Amount    |
|--|--|--------------------------------------|-------------------------------------|-----------|
| Name and address (home or business)  |  |                                      |                                     |           |
| <b>a</b> <i>Paid during the year</i>   |  |                                      |                                     |           |
| THE SALVATION ARMY<br>4308 W STATE<br>BOISE, ID 83702  |  |                                      | DRESS A CHILD<br>OPERATIONS         | 15,000    |
| WARHAWK AIR MUSEUM<br>201 MUNICIPAL DR<br>NAMPA, ID 83616  |  |                                      | OPERATIONS                          | 25,000    |
| WOMEN'S & CHILDREN'S ALLIANCE<br>720 W WASHINGTON STREET<br>BOISE, ID 83702  |  |                                      | OPERATIONS                          | 20,000    |
| <b>Total</b> . . . . .  <b>3a</b> |  |                                      |                                     | 1,076,895 |



**TY 2010 Accounting Fees Schedule**

**Name:** THE JOHN F NAGEL FOUNDATION

**EIN:** 82-0431505

| Category        | Amount | Net Investment<br>Income | Adjusted Net<br>Income | Disbursements for<br>Charitable<br>Purposes |
|-----------------|--------|--------------------------|------------------------|---|
| ACCOUNTING FEES | 3,805  | 3,805                    |                        | 0   |

**Note: To capture the full content of this document, please select landscape mode (11" x 8.5") when printing.**

**TY 2010 Depreciation Schedule**

**Name:** THE JOHN F NAGEL FOUNDATION

**EIN:** 82-0431505

| Description of Property | Date Acquired | Cost or Other Basis | Prior Years' Depreciation | Computation Method | Rate / Life (# of years) | Current Year's Depreciation Expense | Net Investment Income | Adjusted Net Income | Cost of Goods Sold Not Included |
|-------------------------|---------------|---------------------|---------------------------|--------------------|--------------------------|-------------------------------------|-----------------------|---------------------|---------------------------------|
| OFFICE FURNITURE        | 2009-05-18    | 3,887               | 194                       | ADS                | 10 0000000000000         | 389                                 | 0                     |                     |                                 |
| FILE CABINET            | 2009-04-22    | 225                 | 11                        | ADS                | 10 0000000000000         | 23                                  | 0                     |                     |                                 |
| COMPUTER                | 2009-03-18    | 2,977               | 298                       | ADS                | 5 0000000000000          | 595                                 | 0                     |                     |                                 |
| SERVER                  | 2009-03-18    | 5,927               | 593                       | ADS                | 5 0000000000000          | 1,185                               | 0                     |                     |                                 |
| COPIER                  | 2009-06-01    | 2,066               | 172                       | ADS                | 6 0000000000000          | 344                                 | 0                     |                     |                                 |
| FIRE SAFE               | 2009-06-29    | 723                 | 36                        | ADS                | 10 0000000000000         | 72                                  | 0                     |                     |                                 |
| TELEPHONE SYSTEM        | 2009-04-10    | 2,212               | 111                       | ADS                | 10 0000000000000         | 221                                 | 0                     |                     |                                 |
| TENANT IMPROVEMENTS     | 2009-06-04    | 8,620               | 117                       | ADS                | 40 0000000000000         | 216                                 | 0                     |                     |                                 |

**TY 2010 Investments Corporate  
Stock Schedule**

**Name:** THE JOHN F NAGEL FOUNDATION  
**EIN:** 82-0431505

| Name of Stock | End of Year Book Value | End of Year Fair Market Value |
|---------------|------------------------|-------------------------------|
|               | 5,249,987              | 4,951,156                     |

**TY 2010 Land, Etc. Schedule****Name:** THE JOHN F NAGEL FOUNDATION**EIN:** 82-0431505

| <b>Category / Item</b> | <b>Cost / Other Basis</b> | <b>Accumulated Depreciation</b> | <b>Book Value</b> | <b>End of Year Fair Market Value</b> |
|------------------------|---------------------------|---------------------------------|-------------------|--------------------------------------|
| OFFICE FURNITURE       | 3,887                     | 583                             | 3,304             | 0                                    |
| FILE CABINET           | 225                       | 34                              | 191               | 0                                    |
| COMPUTER               | 2,977                     | 893                             | 2,084             | 0                                    |
| SERVER                 | 5,927                     | 1,778                           | 4,149             | 0                                    |
| COPIER                 | 2,066                     | 516                             | 1,550             | 0                                    |
| FIRE SAFE              | 723                       | 108                             | 615               | 0                                    |
| TELEPHONE SYSTEM       | 2,212                     | 332                             | 1,880             | 0                                    |
| TENANT IMPROVEMENTS    | 8,620                     | 333                             | 8,287             | 0                                    |

## TY 2010 Legal Fees Schedule

**Name:** THE JOHN F NAGEL FOUNDATION

**EIN:** 82-0431505

| Category   | Amount | Net Investment<br>Income | Adjusted Net<br>Income | Disbursements for<br>Charitable<br>Purposes |
|------------|--------|--------------------------|------------------------|---|
| LEGAL FEES | 7,750  | 7,750                    |                        | 0   |

# **TY 2010 Other Assets Schedule**

**Name:** THE JOHN F NAGEL FOUNDATION

**EIN:** 82-0431505

| Description                   | Beginning of Year -<br>Book Value | End of Year - Book<br>Value | End of Year - Fair<br>Market Value |
|-------------------------------|-----------------------------------|-----------------------------|------------------------------------|
| ACCRUED DIVIDENDS             | 12,636                            | 14,294                      | 14,294                             |
| FEDERAL INCOME TAX RECEIVABLE | 26,400                            | 14,705                      | 14,705                             |

TY 2010 Other Decreases Schedule

**Name:** THE JOHN F NAGEL FOUNDATION

**EIN:** 82-0431505

| Description  | Amount |
|--|--------|
| LOSSES FROM PUBLICLY TRADED PARTNERSHIPS (SUSPENDED) | 26,496 |

**TY 2010 Other Expenses Schedule****Name:** THE JOHN F NAGEL FOUNDATION**EIN:** 82-0431505

| Description             | Revenue and Expenses<br>per Books | Net Invest ment<br>Income | Adjusted Net Income | Disbursements for<br>Charitable Purposes |
|-------------------------|-----------------------------------|---------------------------|---------------------|--|
| NON-DEDUCTIBLE EXPENSES | 52                                | 0                         |                     | 0  |
| ADMINISTRATIVE EXPENSES | 282                               | 282                       |                     | 0  |
| DEPLETION               | 10,522                            | 10,522                    |                     | 0  |



## TY 2010 Other Liabilities Schedule

**Name:** THE JOHN F NAGEL FOUNDATION

**EIN:** 82-0431505

| Description                  | Beginning of Year -<br>Book Value | End of Year - Book<br>Value |
|------------------------------|-----------------------------------|-----------------------------|
| OUTSTANDING CHECK IN TRANSIT | 370,237                           | 454,972                     |

## TY 2010 Other Professional Fees Schedule

**Name:** THE JOHN F NAGEL FOUNDATION

**EIN:** 82-0431505

| Category               | Amount  | Net Investment<br>Income | Adjusted Net<br>Income | Disbursements for<br>Charitable<br>Purposes |
|------------------------|---------|--------------------------|------------------------|---|
| INVESTMENT FEES        | 537,536 | 537,536                  |                        | 0   |
| PARTNERSHIP ADMIN FEES | 690     | 690                      |                        | 0   |

## TY 2010 Taxes Schedule

**Name:** THE JOHN F NAGEL FOUNDATION

**EIN:** 82-0431505

| Category      | Amount | Net Investment<br>Income | Adjusted Net<br>Income | Disbursements for<br>Charitable<br>Purposes |
|---------------|--------|--------------------------|------------------------|---|
| FOREIGN TAXES | 5,778  | 5,778                    |                        | 0   |
| FEDERAL TAXES | 11,695 | 0                        |                        | 0   |
| PAYROLL TAXES | 9,726  | 0                        |                        | 9,726                                       |
| SEVERANCE TAX | 616    | 616                      |                        | 0   |