



See a Social Security Number? Say Something!
Report Privacy Problems to <https://public.resource.org/privacy>
Or call the IRS Identity Theft Hotline at 1-800-908-4490



Form 990-PF

Return of Private Foundation
or Section 4947(a)(1) Nonexempt Charitable Trust
Treated as a Private Foundation

OMB No 1545-0052

2010

Department of the Treasury
Internal Revenue Service

Note. The foundation may be able to use a copy of this return to satisfy state reporting requirements

For calendar year 2010, or tax year beginning 01-01-2010 , and ending 12-31-2010

G Check all that apply

☐ Initial return

☐ Initial return of a former public charity

☐ Final return

☐ Amended return

☐ Address change

☐ Name change

Name of foundation
HENRIETTA FLOOD MEMORIAL FUND

Number and street (or P O box number if mail is not delivered to street address)
PO BOX 2309

Room/suite

City or town, state, and ZIP code
GREAT FALLS, MT 59403

A Employer identification number
81-6093994

B Telephone number (see page 10 of the instructions)
(406) 268-3069

C If exemption application is pending, check here ☐

D 1. Foreign organizations, check here ☐

2. Foreign organizations meeting the 85% test, check here and attach computation ☐

E If private foundation status was terminated under section 507(b)(1)(A), check here ☐

F If the foundation is in a 60-month termination under section 507(b)(1)(B), check here ☐

H Check type of organization

☒ Section 501(c)(3) exempt private foundation

☐ Section 4947(a)(1) nonexempt charitable trust

☐ Other taxable private foundation

I Fair market value of all assets at end of year (from Part II, col. (c), line 16)☐\$ 480,753

J Accounting method

☒ Cash

☐ Accrual

☐ Other (specify) _

(Part I, column (d) must be on cash basis.)

Part I Analysis of Revenue and Expenses (The total of amounts in columns (b), (c), and (d) may not necessarily equal the amounts in column (a) (see page 11 of the instructions))		(a) Revenue and expenses per books	(b) Net investment income	(c) Adjusted net income	(d) Disbursements for charitable purposes (cash basis only)
Revenue	1 Contributions, gifts, grants, etc , received (attach schedule)				
	2 Check <input checked="" type="checkbox"/> if the foundation is not required to attach Sch. B				
	3 Interest on savings and temporary cash investments	56	56		
	4 Dividends and interest from securities.	14,114	14,114		
	5a Gross rents				
	b Net rental income or (loss) _____				
	6a Net gain or (loss) from sale of assets not on line 10	3,242			
	b Gross sales price for all assets on line 6a _____ 90,911				
	7 Capital gain net income (from Part IV, line 2)		3,242		
	8 Net short-term capital gain				
	9 Income modifications				
	10a Gross sales less returns and allowances				
Operating and Administrative Expenses	b Less Cost of goods sold				
	c Gross profit or (loss) (attach schedule)				
	11 Other income (attach schedule)	<input type="checkbox"/> 190			
	12 Total. Add lines 1 through 11	17,602	17,412		
	13 Compensation of officers, directors, trustees, etc	6,771	2,257		2,257
	14 Other employee salaries and wages				
	15 Pension plans, employee benefits				
	16a Legal fees (attach schedule)				
	b Accounting fees (attach schedule)	<input type="checkbox"/> 550			
	c Other professional fees (attach schedule)				
	17 Interest				
	18 Taxes (attach schedule) (see page 14 of the instructions)	<input type="checkbox"/> 128			
	19 Depreciation (attach schedule) and depletion . . .	<input type="checkbox"/> 0			
	20 Occupancy				
	21 Travel, conferences, and meetings				
	22 Printing and publications				
	23 Other expenses (attach schedule)				
	24 Total operating and administrative expenses. Add lines 13 through 23	7,449	2,257		2,257
	25 Contributions, gifts, grants paid	10,712			10,712
	26 Total expenses and disbursements. Add lines 24 and 25	18,161	2,257		12,969
	27 Subtract line 26 from line 12				
	a Excess of revenue over expenses and disbursements	-559			
	b Net investment income (if negative, enter -0-)		15,155		
	c Adjusted net income (if negative, enter -0-)				

Part II Balance Sheets		Attached schedules and amounts in the description column should be for end-of-year amounts only (See instructions)	Beginning of year	End of year	
			(a) Book Value	(b) Book Value	(c) Fair Market Value
Assets	1	Cash—non-interest-bearing			
	2	Savings and temporary cash investments	36,811	46,307	46,307
	3	Accounts receivable ▶ _____ Less allowance for doubtful accounts ▶ _____			
	4	Pledges receivable ▶ _____ Less allowance for doubtful accounts ▶ _____			
	5	Grants receivable			
	6	Receivables due from officers, directors, trustees, and other disqualified persons (attach schedule) (see page 15 of the instructions)			
	7	Other notes and loans receivable (attach schedule) ▶ _____ Less allowance for doubtful accounts ▶ _____			
	8	Inventories for sale or use			
	9	Prepaid expenses and deferred charges			
	10a	Investments—U S and state government obligations (attach schedule)			
	b	Investments—corporate stock (attach schedule)	278,631	268,576	306,498
	c	Investments—corporate bonds (attach schedule).	121,310	121,310	127,948
	11	Investments—land, buildings, and equipment basis ▶ _____ Less accumulated depreciation (attach schedule) ▶ _____			
	12	Investments—mortgage loans			
	13	Investments—other (attach schedule)			
	14	Land, buildings, and equipment basis ▶ _____ Less accumulated depreciation (attach schedule) ▶ _____			
	15	Other assets (describe ▶ _____)			
	16	Total assets (to be completed by all filers—see the instructions Also, see page 1, item I)	436,752	436,193	480,753

Liabilities	17	Accounts payable and accrued expenses			
	18	Grants payable			
	19	Deferred revenue			
	20	Loans from officers, directors, trustees, and other disqualified persons			
	21	Mortgages and other notes payable (attach schedule)			
	22	Other liabilities (describe ▶ _____)			
	23	Total liabilities (add lines 17 through 22)		0	

Net Assets or Fund Balances		Foundations that follow SFAS 117, check here ▶ <input type="checkbox"/> and complete lines 24 through 26 and lines 30 and 31.			
	24	Unrestricted			
	25	Temporarily restricted			
	26	Permanently restricted			
		Foundations that do not follow SFAS 117, check here ▶ <input checked="" type="checkbox"/> and complete lines 27 through 31.			
	27	Capital stock, trust principal, or current funds	436,752	436,193	
	28	Paid-in or capital surplus, or land, bldg , and equipment fund			
	29	Retained earnings, accumulated income, endowment, or other funds			
	30	Total net assets or fund balances (see page 17 of the instructions)	436,752	436,193	
	31	Total liabilities and net assets/fund balances (see page 17 of the instructions)	436,752	436,193	

Part III Analysis of Changes in Net Assets or Fund Balances

1	Total net assets or fund balances at beginning of year—Part II, column (a), line 30 (must agree with end-of-year figure reported on prior year’s return)	1	436,752
2	Enter amount from Part I, line 27a	2	-559
3	Other increases not included in line 2 (itemize) ▶ _____	3	
4	Add lines 1, 2, and 3	4	436,193
5	Decreases not included in line 2 (itemize) ▶ _____	5	
6	Total net assets or fund balances at end of year (line 4 minus line 5)—Part II, column (b), line 30 . .	6	436,193

Part IV

Capital Gains and Losses for Tax on Investment Income

(a) List and describe the kind(s) of property sold (e g , real estate, 2-story brick warehouse, or common stock, 200 shs MLC Co)		(b) How acquired P—Purchase D—Donation	(c) Date acquired (mo , day, yr)	(d) Date sold (mo , day, yr)
1 a	LONG TERM CAPITAL GAIN DISTRIBUTIONS	P	2000-01-01	2010-12-31
b	SEE ATTACHED SCHEDULE	P	2000-01-01	2010-01-01
c	SEE ATTACHED SCHEDULE	P	2010-01-01	2010-01-01
d				
e				

(e) Gross sales price	(f) Depreciation allowed (or allowable)	(g) Cost or other basis plus expense of sale	(h) Gain or (loss) (e) plus (f) minus (g)
a 80			80
b 74,850		73,215	1,635
c 15,981		14,454	1,527
d			
e			

Complete only for assets showing gain in column (h) and owned by the foundation on 12/31/69			(I) Gains (Col (h) gain minus col (k), but not less than -0-) or Losses (from col (h))
(i) F M V as of 12/31/69	(j) Adjusted basis as of 12/31/69	(k) Excess of col (i) over col (j), if any	
a			80
b			1,635
c			1,527
d			
e			

2	Capital gain net income or (net capital loss)	{ If gain, also enter in Part I, line 7 If (loss), enter -0- in Part I, line 7 }	2	3,242
3	Net short-term capital gain or (loss) as defined in sections 1222(5) and (6) If gain, also enter in Part I, line 8, column (c) (see pages 13 and 17 of the instructions) If (loss), enter -0- in Part I, line 8		3	1,527

Part V

Qualification Under Section 4940(e) for Reduced Tax on Net Investment Income

(For optional use by domestic private foundations subject to the section 4940(a) tax on net investment income)

If section 4940(d)(2) applies, leave this part blank

Was the foundation liable for the section 4942 tax on the distributable amount of any year in the base period? ☐ Yes ☒ No
If "Yes," the foundation does not qualify under section 4940(e) Do not complete this part

1 Enter the appropriate amount in each column for each year, see page 18 of the instructions before making any entries			
(a) Base period years Calendar year (or tax year beginning in)	(b) Adjusted qualifying distributions	(c) Net value of noncharitable-use assets	(d) Distribution ratio (col (b) divided by col (c))
2009	29,300	412,046	0 07111
2008	17,200	474,833	0 03622
2007	27,001	527,730	0 05116
2006	15,185	505,229	0 03006
2005	19,881	493,642	0 04027

2	Total of line 1, column (d).	2	0 22883
3	Average distribution ratio for the 5-year base period—divide the total on line 2 by 5, or by the number of years the foundation has been in existence if less than 5 years	3	0 04577
4	Enter the net value of noncharitable-use assets for 2010 from Part X, line 5.	4	446,085
5	Multiply line 4 by line 3.	5	20,415
6	Enter 1% of net investment income (1% of Part I, line 27b).	6	152
7	Add lines 5 and 6.	7	20,567
8	Enter qualifying distributions from Part XII, line 4.	8	12,969

If line 8 is equal to or greater than line 7, check the box in Part VI, line 1b, and complete that part using a 1% tax rate See the Part VI instructions on page 18

Part VIExcise Tax Based on Investment Income (Section 4940(a), 4940(b), 4940(e), or 4948—see page 18 of the instructions)			
1aExempt operating foundations described in section 4940(d)(2), check here <input type="checkbox"/> and enter "N/A" on line 1 Date of ruling or determination letter _____ (attach copy of letter if necessary—see instructions)			
bDomestic foundations that meet the section 4940(e) requirements in Part V, check here <input type="checkbox"/> and enter 1% of Part I, line 27b		1	303
cAll other domestic foundations enter 2% of line 27b Exempt foreign organizations enter 4% of Part I, line 12, col (b)			
2Tax under section 511 (domestic section 4947(a)(1) trusts and taxable foundations only Others enter -0-)		2	
3Add lines 1 and 2.		3	303
4Subtitle A (income) tax (domestic section 4947(a)(1) trusts and taxable foundations only Others enter -0-)		4	
5Tax based on investment income. Subtract line 4 from line 3 If zero or less, enter -0-		5	303
6Credits/Payments			
a	2010 estimated tax payments and 2009 overpayment credited to 2010	6a	128
b	Exempt foreign organizations—tax withheld at source	6b	
c	Tax paid with application for extension of time to file (Form 8868)	6c	
d	Backup withholding erroneously withheld	6d	
7Total credits and payments Add lines 6a through 6d.		7	128
8Enter any penalty for underpayment of estimated tax Check here <input type="checkbox"/> if Form 2220 is attached		8	
9Tax due. If the total of lines 5 and 8 is more than line 7, enter amount owed		9	175
10Overpayment. If line 7 is more than the total of lines 5 and 8, enter the amount overpaid.		10	
11Enter the amount of line 10 to be Credited to 2011 estimated tax 0 Refunded		11	

Part VII-AStatements Regarding Activities			
1aDuring the tax year, did the foundation attempt to influence any national, state, or local legislation or did it participate or intervene in any political campaign?			YesNo
bDid it spend more than \$100 during the year (either directly or indirectly) for political purposes (see page 19 of the instructions for definition)? If the answer is "Yes" to 1a or 1b, attach a detailed description of the activities and copies of any materials published or distributed by the foundation in connection with the activities.			No
cDid the foundation file Form 1120-POL for this year?.			No
dEnter the amount (if any) of tax on political expenditures (section 4955) imposed during the year (1) On the foundation \$ (2) On foundation managers \$			
eEnter the reimbursement (if any) paid by the foundation during the year for political expenditure tax imposed on foundation managers \$			
2Has the foundation engaged in any activities that have not previously been reported to the IRS? If "Yes," attach a detailed description of the activities.		2	No
3Has the foundation made any changes, not previously reported to the IRS, in its governing instrument, articles of incorporation, or bylaws, or other similar instruments? If "Yes," attach a conformed copy of the changes		3	No
4aDid the foundation have unrelated business gross income of \$1,000 or more during the year?.		4a	No
bIf "Yes," has it filed a tax return on Form 990-T for this year?.		4b	No
5Was there a liquidation, termination, dissolution, or substantial contraction during the year? If "Yes," attach the statement required by General Instruction T.		5	No
6Are the requirements of section 508(e) (relating to sections 4941 through 4945) satisfied either • By language in the governing instrument, or • By state legislation that effectively amends the governing instrument so that no mandatory directions that conflict with the state law remain in the governing instrument?		6	Yes
7Did the foundation have at least \$5,000 in assets at any time during the year? If "Yes," complete Part II, col (c), and Part XV		7	Yes
8aEnter the states to which the foundation reports or with which it is registered (see page 19 of the instructions) MT			
bIf the answer is "Yes" to line 7, has the foundation furnished a copy of Form 990-PF to the Attorney General (or designate) of each state as required by General Instruction G? If "No," attach explanation .		8b	Yes
9Is the foundation claiming status as a private operating foundation within the meaning of section 4942(j)(3) or 4942(j)(5) for calendar year 2010 or the taxable year beginning in 2010 (see instructions for Part XIV on page 27)? If "Yes," complete Part XIV		9	No
10Did any persons become substantial contributors during the tax year? If "Yes," attach a schedule listing their names and addresses		10	No

Part VII-A

Statements Regarding Activities *(continued)*

11	At any time during the year, did the foundation, directly or indirectly, own a controlled entity within the meaning of section 512(b)(13)? If "Yes," attach schedule (see page 20 of the instructions).	11		No
12	Did the foundation acquire a direct or indirect interest in any applicable insurance contract before August 17, 2008?	12		No
13	Did the foundation comply with the public inspection requirements for its annual returns and exemption application? Website address N/A	13	Yes	
14	The books are in care of DAVIDSON TRUST CO Telephone no (406) 268-3069 Located at 8 THIRD STREET N GREAT FALLS MT ZIP+4 59401			
15	Section 4947(a)(1) nonexempt charitable trusts filing Form 990-PF in lieu of Form 1041 —Check here and enter the amount of tax-exempt interest received or accrued during the year.			
16	At any time during calendar year 2010, did the foundation have an interest in or a signature or other authority over a bank, securities, or other financial account in a foreign country?	15		
See page 20 of the instructions for exceptions and filing requirements for Form TD F 90-22.1 If "Yes", enter the name of the foreign country.		16		No

Part VII-B

Statements Regarding Activities for Which Form 4720 May Be Required

File Form 4720 if any item is checked in the "Yes" column, unless an exception applies.			Yes	No
1a	During the year did the foundation (either directly or indirectly) (1) Engage in the sale or exchange, or leasing of property with a disqualified person? (2) Borrow money from, lend money to, or otherwise extend credit to (or accept it from) a disqualified person? (3) Furnish goods, services, or facilities to (or accept them from) a disqualified person? (4) Pay compensation to, or pay or reimburse the expenses of, a disqualified person? (5) Transfer any income or assets to a disqualified person (or make any of either available for the benefit or use of a disqualified person)? (6) Agree to pay money or property to a government official? (Exception. Check "No" if the foundation agreed to make a grant to or to employ the official for a period after termination of government service, if terminating within 90 days).			
b	If any answer is "Yes" to 1a(1)–(6), did any of the acts fail to qualify under the exceptions described in Regulations section 53.4941(d)-3 or in a current notice regarding disaster assistance (see page 20 of the instructions)? Organizations relying on a current notice regarding disaster assistance check here.	1b		No
c	Did the foundation engage in a prior year in any of the acts described in 1a, other than excepted acts, that were not corrected before the first day of the tax year beginning in 2010?	1c		No
2	Taxes on failure to distribute income (section 4942) (does not apply for years the foundation was a private operating foundation defined in section 4942(j)(3) or 4942(j)(5))			
a	At the end of tax year 2010, did the foundation have any undistributed income (lines 6d and 6e, Part XIII) for tax year(s) beginning before 2010? If "Yes," list the years 20 , 20 , 20 , 20			
b	Are there any years listed in 2a for which the foundation is not applying the provisions of section 4942(a)(2) (relating to incorrect valuation of assets) to the year's undistributed income? (If applying section 4942(a)(2) to all years listed, answer "No" and attach statement—see page 20 of the instructions).	2b		No
c	If the provisions of section 4942(a)(2) are being applied to any of the years listed in 2a, list the years here 20 , 20 , 20 , 20			
3a	Did the foundation hold more than a 2% direct or indirect interest in any business enterprise at any time during the year?			
b	If "Yes," did it have excess business holdings in 2010 as a result of (1) any purchase by the foundation or disqualified persons after May 26, 1969, (2) the lapse of the 5-year period (or longer period approved by the Commissioner under section 4943(c)(7)) to dispose of holdings acquired by gift or bequest, or (3) the lapse of the 10-, 15-, or 20-year first phase holding period? (Use Schedule C, Form 4720, to determine if the foundation had excess business holdings in 2010.).	3b		No
4a	Did the foundation invest during the year any amount in a manner that would jeopardize its charitable purposes?	4a		No
b	Did the foundation make any investment in a prior year (but after December 31, 1969) that could jeopardize its charitable purpose that had not been removed from jeopardy before the first day of the tax year beginning in 2010?	4b		No

Part VII-B

Statements Regarding Activities for Which Form 4720 May Be Required (continued)

5a	During the year did the foundation pay or incur any amount to			
	(1) Carry on propaganda, or otherwise attempt to influence legislation (section 4945(e))?	<input type="checkbox"/> Yes <input checked="" type="checkbox"/> No		
	(2) Influence the outcome of any specific public election (see section 4955), or to carry on, directly or indirectly, any voter registration drive?	<input type="checkbox"/> Yes <input checked="" type="checkbox"/> No		
	(3) Provide a grant to an individual for travel, study, or other similar purposes?	<input type="checkbox"/> Yes <input checked="" type="checkbox"/> No		
	(4) Provide a grant to an organization other than a charitable, etc , organization described in section 509(a)(1), (2), or (3), or section 4940(d)(2)? (see page 22 of the instructions).	<input type="checkbox"/> Yes <input checked="" type="checkbox"/> No		
	(5) Provide for any purpose other than religious, charitable, scientific, literary, or educational purposes, or for the prevention of cruelty to children or animals?	<input type="checkbox"/> Yes <input checked="" type="checkbox"/> No		
b	If any answer is "Yes" to 5a(1)–(5), did any of the transactions fail to qualify under the exceptions described in Regulations section 53.4945 or in a current notice regarding disaster assistance (see page 22 of the instructions)? Organizations relying on a current notice regarding disaster assistance check here.	<input type="checkbox"/>	5b	No
c	If the answer is "Yes" to question 5a(4), does the foundation claim exemption from the tax because it maintained expenditure responsibility for the grant? <i>If "Yes," attach the statement required by Regulations section 53.4945–5(d).</i>	<input type="checkbox"/> Yes <input checked="" type="checkbox"/> No		
6a	Did the foundation, during the year, receive any funds, directly or indirectly, to pay premiums on a personal benefit contract?	<input type="checkbox"/> Yes <input checked="" type="checkbox"/> No		
b	Did the foundation, during the year, pay premiums, directly or indirectly, on a personal benefit contract? <i>If "Yes" to 6b, file Form 8870.</i>		6b	No
7a	At any time during the tax year, was the foundation a party to a prohibited tax shelter transaction?	<input type="checkbox"/> Yes <input checked="" type="checkbox"/> No		
b	If yes, did the foundation receive any proceeds or have any net income attributable to the transaction?		7b	No

Part VIII

Information About Officers, Directors, Trustees, Foundation Managers, Highly Paid Employees, and Contractors

1 List all officers, directors, trustees, foundation managers and their compensation (see page 22 of the instructions).				
(a) Name and address	(b) Title, and average hours per week devoted to position	(c) Compensation (If not paid, enter -0-)	(d) Contributions to employee benefit plans and deferred compensation	(e) Expense account, other allowances
DAVIDSON TRUST CO PO BOX 2309 GREAT FALLS, MT 59403	Trustee 5 00	6,771		
2 Compensation of five highest-paid employees (other than those included on line 1—see page 23 of the instructions). If none, enter "NONE."				
(a) Name and address of each employee paid more than \$50,000	(b) Title, and average hours per week devoted to position	(c) Compensation	(d) Contributions to employee benefit plans and deferred compensation	(e) Expense account, other allowances
NONE				
Total number of other employees paid over \$50,000.				

Part VIII

Information About Officers, Directors, Trustees, Foundation Managers, Highly Paid Employees, and Contractors (continued)

3 Five highest-paid independent contractors for professional services (see page 23 of the instructions). If none, enter "NONE".		
(a) Name and address of each person paid more than \$50,000	(b) Type of service	(c) Compensation
NONE		
Total number of others receiving over \$50,000 for professional services.		

Part IX-A

Summary of Direct Charitable Activities

List the foundation's four largest direct charitable activities during the tax year. Include relevant statistical information such as the number of organizations and other beneficiaries served, conferences convened, research papers produced, etc.	Expenses
1	
2	
3	
4	

Part IX-B

Summary of Program-Related Investments (see page 24 of the instructions)

Describe the two largest program-related investments made by the foundation during the tax year on lines 1 and 2	Amount
1	
2	
All other program-related investments. See page 24 of the instructions.	
3	
Total. Add lines 1 through 3.	

Part X

Minimum Investment Return (All domestic foundations must complete this part. Foreign foundations, see page 24 of the instructions.)

1	Fair market value of assets not used (or held for use) directly in carrying out charitable, etc , purposes		
a	Average monthly fair market value of securities.	1a	407,664
b	Average of monthly cash balances.	1b	45,214
c	Fair market value of all other assets (see page 24 of the instructions).	1c	0
d	Total (add lines 1a, b, and c).	1d	452,878
e	Reduction claimed for blockage or other factors reported on lines 1a and 1c (attach detailed explanation).	1e	0
2	Acquisition indebtedness applicable to line 1 assets.	2	
3	Subtract line 2 from line 1d.	3	452,878
4	Cash deemed held for charitable activities Enter 1 1/2% of line 3 (for greater amount, see page 25 of the instructions).	4	6,793
5	Net value of noncharitable-use assets. Subtract line 4 from line 3 Enter here and on Part V, line 4	5	446,085
6	Minimum investment return. Enter 5% of line 5.	6	22,304

Part XI

Distributable Amount (see page 25 of the instructions) (Section 4942(j)(3) and (j)(5) private operating foundations and certain foreign organizations check here ☒ and do not complete this part.)

1	Minimum investment return from Part X, line 6.	1	22,304
2a	Tax on investment income for 2010 from Part VI, line 5.	2a	303
b	Income tax for 2010 (This does not include the tax from Part VI).	2b	
c	Add lines 2a and 2b.	2c	303
3	Distributable amount before adjustments Subtract line 2c from line 1.	3	22,001
4	Recoveries of amounts treated as qualifying distributions.	4	
5	Add lines 3 and 4.	5	22,001
6	Deduction from distributable amount (see page 25 of the instructions).	6	
7	Distributable amount as adjusted Subtract line 6 from line 5 Enter here and on Part XIII, line 1.	7	22,001

Part XII

Qualifying Distributions (see page 25 of the instructions)

1	Amounts paid (including administrative expenses) to accomplish charitable, etc , purposes		
a	Expenses, contributions, gifts, etc —total from Part I, column (d), line 26.	1a	12,969
b	Program-related investments—total from Part IX-B.	1b	
2	Amounts paid to acquire assets used (or held for use) directly in carrying out charitable, etc , purposes.	2	
3	Amounts set aside for specific charitable projects that satisfy the		
a	Suitability test (prior IRS approval required).	3a	
b	Cash distribution test (attach the required schedule).	3b	
4	Qualifying distributions. Add lines 1a through 3b Enter here and on Part V, line 8, and Part XIII, line 4	4	12,969
5	Foundations that qualify under section 4940(e) for the reduced rate of tax on net investment income Enter 1% of Part I, line 27b (see page 26 of the instructions).	5	
6	Adjusted qualifying distributions. Subtract line 5 from line 4.	6	12,969
Note: The amount on line 6 will be used in Part V, column (b), in subsequent years when calculating whether the foundation qualifies for the section 4940(e) reduction of tax in those years			

Part XIII

Undistributed Income (see page 26 of the instructions)

	(a) Corpus	(b) Years prior to 2009	(c) 2009	(d) 2010
1	Distributable amount for 2010 from Part XI, line 7			
2	Undistributed income, if any, as of the end of 2010			
a	Enter amount for 2009 only. 6,910			
b	Total for prior years 20____, 20____, 20____			
3	Excess distributions carryover, if any, to 2010			
a	From 2005.			
b	From 2006.			
c	From 2007.			
d	From 2008.			
e	From 2009.			
f	Total of lines 3a through e.			
4	Qualifying distributions for 2010 from Part XII, line 4 ▶ \$ 12,969			
a	Applied to 2009, but not more than line 2a 6,910			
b	Applied to undistributed income of prior years (Election required—see page 26 of the instructions)			
c	Treated as distributions out of corpus (Election required—see page 26 of the instructions). . . 0			
d	Applied to 2010 distributable amount. 6,059			
e	Remaining amount distributed out of corpus			
5	Excess distributions carryover applied to 2010 (If an amount appears in column (d), the same amount must be shown in column (a).)			
6	Enter the net total of each column as indicated below:			
a	Corpus Add lines 3f, 4c, and 4e Subtract line 5			
b	Prior years' undistributed income Subtract line 4b from line 2b.			
c	Enter the amount of prior years' undistributed income for which a notice of deficiency has been issued, or on which the section 4942(a) tax has been previously assessed.			
d	Subtract line 6c from line 6b Taxable amount—see page 27 of the instructions . . .			
e	Undistributed income for 2009 Subtract line 4a from line 2a Taxable amount—see page 27 of the instructions			
f	Undistributed income for 2010 Subtract lines 4d and 5 from line 1 This amount must be distributed in 2011 15,942			
7	Amounts treated as distributions out of corpus to satisfy requirements imposed by section 170(b)(1)(F) or 4942(g)(3) (see page 27 of the instructions).			
8	Excess distributions carryover from 2005 not applied on line 5 or line 7 (see page 27 of the instructions).			
9	Excess distributions carryover to 2011. Subtract lines 7 and 8 from line 6a			
10	Analysis of line 9			
a	Excess from 2006.			
b	Excess from 2007.			
c	Excess from 2008.			
d	Excess from 2009.			
e	Excess from 2010.			

Part XIV

Private Operating Foundations (see page 27 of the instructions and Part VII-A, question 9)

1a

If the foundation has received a ruling or determination letter that it is a private operating foundation, and the ruling is effective for 2010, enter the date of the ruling.

b

Check box to indicate whether the organization is a private operating foundation described in section 4942(j)(3) or 4942(j)(5)

☐ 4942(j)(3) or ☐ 4942(j)(5)

2a	Enter the lesser of the adjusted net income from Part I or the minimum investment return from Part X for each year listed	Tax year	Prior 3 years			(e) Total
		(a) 2010	(b) 2009	(c) 2008	(d) 2007	
b	85% of line 2a					
c	Qualifying distributions from Part XII, line 4 for each year listed					
d	Amounts included in line 2c not used directly for active conduct of exempt activities					
e	Qualifying distributions made directly for active conduct of exempt activities. Subtract line 2d from line 2c					
3	Complete 3a, b, or c for the alternative test relied upon					
	a "Assets" alternative test—enter					
	(1) Value of all assets					
	(2) Value of assets qualifying under section 4942(j)(3)(B)(i)					
	b "Endowment" alternative test— enter 2/3 of minimum investment return shown in Part X, line 6 for each year listed.					
	c "Support" alternative test—enter					
	(1) Total support other than gross investment income (interest, dividends, rents, payments on securities loans (section 512(a)(5)), or royalties)					
	(2) Support from general public and 5 or more exempt organizations as provided in section 4942(j)(3)(B)(iii).					
(3) Largest amount of support from an exempt organization						
(4) Gross investment income						

Part XV

Supplementary Information (Complete this part only if the organization had \$5,000 or more in assets at any time during the year—see page 27 of the instructions.)

1

Information Regarding Foundation Managers:

a

List any managers of the foundation who have contributed more than 2% of the total contributions received by the foundation before the close of any tax year (but only if they have contributed more than \$5,000) (See section 507(d)(2))

b

List any managers of the foundation who own 10% or more of the stock of a corporation (or an equally large portion of the ownership of a partnership or other entity) of which the foundation has a 10% or greater interest

2

Information Regarding Contribution, Grant, Gift, Loan, Scholarship, etc., Programs:

Check here ☒ if the foundation only makes contributions to preselected charitable organizations and does not accept unsolicited requests for funds. If the foundation makes gifts, grants, etc. (see page 28 of the instructions) to individuals or organizations under other conditions, complete items 2a, b, c, and d

a

The name, address, and telephone number of the person to whom applications should be addressed

b

The form in which applications should be submitted and information and materials they should include

c

Any submission deadlines

d

Any restrictions or limitations on awards, such as by geographical areas, charitable fields, kinds of institutions, or other factors

Part XV **Supplementary Information** (continued)

3 Grants and Contributions Paid During the Year or Approved for Future Payment

Recipient	If recipient is an individual, show any relationship to any foundation manager or substantial contributor	Foundation status of recipient	Purpose of grant or contribution	Amount
Name and address (home or business)				
a <i>Paid during the year</i> BUTTE CENTRAL HIGH SCHOOL 9 S IDAHO BUTTE, MT 59701	NONE	N/A	EDUCATION - TUITION SCHOLARSHIPS	10,712
Total			3a	10,712
b <i>Approved for future payment</i>				
Total			3b	

Enter gross amounts unless otherwise indicated	Unrelated business income		Excluded by section 512, 513, or 514		(e) Related or exempt function income (See page 28 of the instructions)
	(a) Business code	(b) Amount	(c) Exclusion code	(d) Amount	
1 Program service revenue					
a _____					
b _____					
c _____					
d _____					
e _____					
f _____					
g Fees and contracts from government agencies					
2 Membership dues and assessments.					
3 Interest on savings and temporary cash investments			14	56	
4 Dividends and interest from securities.			14	14,114	
5 Net rental income or (loss) from real estate					
a Debt-financed property.					
b Not debt-financed property.					
6 Net rental income or (loss) from personal property					
7 Other investment income.					
8 Gain or (loss) from sales of assets other than inventory			18	3,242	
9 Net income or (loss) from special events					
10 Gross profit or (loss) from sales of inventory. . .					
11 Other revenue a <u>FEDERAL TAX REFUND</u>			1	190	
b _____					
c _____					
d _____					
e _____					
12 Subtotal. Add columns (b), (d), and (e).				17,602	
13 Total. Add line 12, columns (b), (d), and (e).			13		17,602

[illegible]

Part XVII

Information Regarding Transfers To and Transactions and Relationships With Noncharitable Exempt Organizations

1

Did the organization directly or indirectly engage in any of the following with any other organization described in section 501(c) of the Code (other than section 501(c)(3) organizations) or in section 527, relating to political organizations?

a

Transfers from the reporting foundation to a noncharitable exempt organization of

1

Cash.

1a(1)

No

2

Other assets.

1a(2)

No

b

Other transactions

1

Sales of assets to a noncharitable exempt organization.

1b(1)

No

2

Purchases of assets from a noncharitable exempt organization.

1b(2)

No

3

Rental of facilities, equipment, or other assets.

1b(3)

No

4

Reimbursement arrangements.

1b(4)

No

5

Loans or loan guarantees.

1b(5)

No

6

Performance of services or membership or fundraising solicitations.

1b(6)

No

c

Sharing of facilities, equipment, mailing lists, other assets, or paid employees.

1c

No

d

If the answer to any of the above is "Yes," complete the following schedule. Column (b) should always show the fair market value of the goods, other assets, or services given by the reporting foundation. If the foundation received less than fair market value in any transaction or sharing arrangement, show in column (d) the value of the goods, other assets, or services received.

(a) Line No	(b) Amount involved	(c) Name of noncharitable exempt organization	(d) Description of transfers, transactions, and sharing arrangements

2a

Is the foundation directly or indirectly affiliated with, or related to, one or more tax-exempt organizations described in section 501(c) of the Code (other than section 501(c)(3)) or in section 527?

☐

Yes

☒

No

b

If "Yes," complete the following schedule.

(a) Name of organization	(b) Type of organization	(c) Description of relationship
--------------------------	--------------------------	---------------------------------

Sign Here

Under penalties of perjury, I declare that I have examined this return, including accompanying schedules and statements, and to the best of my knowledge and belief, it is true, correct, and complete. Declaration of preparer (other than taxpayer or fiduciary) is based on all information of which preparer has any knowledge.

Signature of officer or trustee

2011-05-04

Date

Title

Paid Preparer's Use Only

Preparer's Signature

Firm's name

Firm's address

PG

Hamilton Misfeldt & Company PC

21 10th Street South

Great Falls, MT 59401

Date

Firm's EIN

Phone no

Check if self-employed

PTIN

Form 990-PF (2010)

TY 2010 Accounting Fees Schedule

Name: HENRIETTA FLOOD MEMORIAL FUND

EIN: 81-6093994

Software ID: 10000105

Software Version: 2010v3.2

Category	Amount	Net Investment Income	Adjusted Net Income	Disbursements for Charitable Purposes
ACCOUNTING FEES	550	0	0	0

**TY 2010 Investments Corporate
Bonds Schedule**

Name: HENRIETTA FLOOD MEMORIAL FUND

EIN: 81-6093994

Software ID: 10000105

Software Version: 2010v3.2

Name of Bond	End of Year Book Value	End of Year Fair Market Value
FIXED INCOME	121,310	127,948

**TY 2010 Investments Corporate
Stock Schedule**

Name: HENRIETTA FLOOD MEMORIAL FUND

EIN: 81-6093994

Software ID: 10000105

Software Version: 2010v3.2

Name of Stock	End of Year Book Value	End of Year Fair Market Value
CORPORATE STOCK	268,576	306,498

TY 2010 Other Income Schedule

Name: HENRIETTA FLOOD MEMORIAL FUND

EIN: 81-6093994

Software ID: 10000105

Software Version: 2010v3.2

Description	Revenue And Expenses Per Books	Net Invest ment Income	Adjusted Net Income
FEDERAL TAX REFUND	190		

TY 2010 Taxes Schedule

Name: HENRIETTA FLOOD MEMORIAL FUND

EIN: 81-6093994

Software ID: 10000105

Software Version: 2010v3.2

Category	Amount	Net Investment Income	Adjusted Net Income	Disbursements for Charitable Purposes
EXCISE TAX ESTIMATES	128			

ACCOUNT # 3015096331
TAX ID 81-6093994
FROM 01/01/2010
TO 12/31/2010
FISCAL YEAR: 12/31

WEALTH MGMT PROCESSING CENTER
Gain and Loss Report
HENRIETTA FLOOD MEMORIAL FUND
FBO BUTTE CENTRAL HIGH SCHOOL

PAGE 1
AS OF 01/27/2011
RUN JAN 27 2011

GAIN AND LOSS DETAIL					
CUSIP #/ PROPERTY DESCRIPTION	DATE SOLD/ ACQUIRED	PROCEEDS OF SALE	COST	GAIN OR LOSS	COVERED

SHORT TERM CAPITAL GAIN (LOSS)					

110 SHARES OF GAMESTOP CORP CLASS A	02/05/2010 05/21/2009	2,212.10	2,437.58	(225.48)	351
140 SHARES OF GAMESTOP CORP CLASS A	02/05/2010 12/02/2009	2,815.39	3,071.58	(256.19)	351
35 SHARES OF ALLEGHENY TECHNOLOGIES INC	03/25/2010 10/15/2009	1,863.80	1,364.54	499.26	351
85 SHARES OF PLUM CREEK TIMBER CO INC (REIT)	04/01/2010 06/22/2009	3,346.09	2,419.58	926.51	351
15 SHARES OF PLUM CREEK TIMBER CO INC (REIT)	04/01/2010 07/28/2009	590.49	451.14	139.35	351
70 SHARES OF PLUM CREEK TIMBER CO INC (REIT)	04/16/2010 07/28/2009	2,780.54	2,105.34	675.20	351
20 SHARES OF CATERPILLAR INC	07/13/2010 02/04/2010	1,344.32	1,040.89	303.43	351
10 SHARES OF TRANSOCEAN LTD (ISIN #CH0048265513 SEDOL #B3KFWW1)	08/25/2010 02/25/2010	514.03	780.40	(266.37)	351
10 SHARES OF TRANSOCEAN LTD (ISIN #CH0048265513 SEDOL #B3KFWW1)	08/25/2010 04/29/2010	514.02	783.23	(269.21)	351
TOTAL SHORT TERM CAPITAL GAIN (LOSS)		15,980.78	14,454.28	1,526.50	

ACCOUNT # 3015096331
TAX ID 81-6093994
FROM 01/01/2010
TO 12/31/2010
FISCAL YEAR: 12/31

WEALTH MGMT PROCESSING CENTER
Gain and Loss Report
HENRIETTA FLOOD MEMORIAL FUND
FBO BUTTE CENTRAL HIGH SCHOOL

PAGE 2
AS OF 01/27/2011
RUN JAN 27 2011

GAIN AND LOSS DETAIL						
CUSIP #/ PROPERTY DESCRIPTION	DATE SOLD/ ACQUIRED	PROCEEDS OF SALE	COST	GAIN OR LOSS	COVERED	

LONG TERM CAPITAL GAIN (LOSS)						

205 SHARES OF US BANCORP	01/04/2010 01/25/2006	4,644.51	5,988.44	(1,343.93)	351	
30 SHARES OF US BANCORP	01/04/2010 06/06/2006	679.69	935.49	(255.80)	351	
25 SHARES OF CISCO SYSTEMS INC	02/04/2010 04/05/2007	577.74	652.02	(74.28)	351	
70 SHARES OF CISCO SYSTEMS INC	02/04/2010 05/09/2007	1,617.68	1,858.50	(240.82)	351	
60 SHARES OF CISCO SYSTEMS INC	02/04/2010 06/07/2007	1,386.58	1,567.20	(180.62)	351	
35 SHARES OF CISCO SYSTEMS INC	02/04/2010 03/19/2008	808.84	872.20	(63.36)	351	
75 SHARES OF KELLOGG CO	02/12/2010 08/23/2006	3,921.87	3,702.00	219.87	351	
25 SHARES OF CHEVRON CORP	02/25/2010 08/23/2006	1,784.28	1,645.00	139.28	351	
50 SHARES OF KELLOGG CO	04/16/2010 08/23/2006	2,678.48	2,468.00	210.48	351	
20 SHARES OF HALLIBURTON CO	04/29/2010 03/19/2008	626.32	728.80	(102.48)	351	
30 SHARES OF HALLIBURTON CO	04/29/2010 09/24/2008	939.48	1,047.12	(107.64)	351	
80 SHARES OF HALLIBURTON CO	04/29/2010 11/19/2008	2,505.27	1,328.23	1,177.04	351	

ACCOUNT # 3015096331
TAX ID 81-6093994
FROM 01/01/2010
TO 12/31/2010
FISCAL YEAR: 12/31

WEALTH MGMT PROCESSING CENTER
Gain and Loss Report
HENRIETTA FLOOD MEMORIAL FUND
FBO BUTTE CENTRAL HIGH SCHOOL

PAGE 3
AS OF 01/27/2011
RUN JAN 27 2011

GAIN AND LOSS DETAIL				
CUSIP #/ PROPERTY DESCRIPTION	DATE SOLD/ ACQUIRED	PROCEEDS OF SALE	COST	GAIN OR LOSS
-----	-----	-----	----	-----
LONG TERM CAPITAL GAIN (LOSS) - CONTINUED				

30 SHARES OF BP PLC SPONS ADR (ISIN #US0556221044 SEDOL #2142621)	04/30/2010 06/07/2006	1,567.54	2,089.61	(522.07)
				351
30 SHARES OF BP PLC SPONS ADR (ISIN #US0556221044 SEDOL #2142621)	04/30/2010 05/02/2007	1,567.54	2,031.58	(464.04)
				351
30 SHARES OF BP PLC SPONS ADR (ISIN #US0556221044 SEDOL #2142621)	04/30/2010 08/14/2007	1,567.53	1,876.68	(309.15)
				351
20 SHARES OF BP PLC SPONS ADR (ISIN #US0556221044 SEDOL #2142621)	04/30/2010 12/11/2008	1,045.03	956.60	88.43
				351
30 SHARES OF VULCAN MATERIALS CO	05/03/2010 09/12/2007	1,766.10	2,582.27	(816.17)
				351
45 SHARES OF ALLIANCE DATA SYSTEMS CORP COM	05/12/2010 02/27/2009	3,504.32	1,335.49	2,168.83
				351
60 SHARES OF HJ HEINZ CO	06/08/2010 08/23/2006	2,668.92	2,477.40	191.52
				351
20 SHARES OF PEPSICO INC	06/08/2010 02/24/2006	1,245.21	1,186.07	59.14
				351
10 SHARES OF PEPSICO INC	06/08/2010 06/07/2007	622.61	667.23	(44.62)
				351
80 SHARES OF PALL CORP COM	06/10/2010 08/23/2006	2,858.12	2,124.00	734.12
				351
10 SHARES OF PALL CORP COM	06/10/2010 08/02/2007	357.27	396.14	(38.87)
				351

ACCOUNT # 3015096331
TAX ID 81-6093994
FROM 01/01/2010
TO 12/31/2010
FISCAL YEAR: 12/31

WEALTH MGMT PROCESSING CENTER
Gain and Loss Report
HENRIETTA FLOOD MEMORIAL FUND
FBO BUTTE CENTRAL HIGH SCHOOL

PAGE 4
AS OF 01/27/2011
RUN JAN 27 2011

GAIN AND LOSS DETAIL					
CUSIP #/ PROPERTY DESCRIPTION	DATE SOLD/ ACQUIRED	PROCEEDS OF SALE	COST	GAIN OR LOSS	COVERED

LONG TERM CAPITAL GAIN (LOSS) - CONTINUED					

70 SHARES OF MICROCHIP TECHNOLOGY INC	06/21/2010 10/31/2007	2,042.80	2,306.49	(263.69)	351
10 SHARES OF MICROCHIP TECHNOLOGY INC	06/21/2010 12/04/2007	291.83	291.27	0.56	351
90 SHARES OF MAXIM INTEGRATED PRODUCTS INC	06/22/2010 02/06/2007	1,636.49	2,840.64	(1,204.15)	351
20 SHARES OF NIKE INC CL B	06/23/2010 08/09/2007	1,437.96	1,052.67	385.29	351
65 SHARES OF EXXON MOBIL CORP	08/04/2010 11/28/2007	4,066.79	5,643.16	(1,576.37)	351
45 SHARES OF TRANSOCEAN LTD (ISIN #CH0048265513 SEDOL #B3KFWW1)	08/25/2010 01/08/2009	2,313.11	2,459.83	(146.72)	351
45 SHARES OF TRANSOCEAN LTD (ISIN #CH0048265513 SEDOL #B3KFWW1)	08/25/2010 01/29/2009	2,313.10	2,481.52	(168.42)	351
235 SHARES OF CHIMERA INVESTMENT CORPORATION	09/13/2010 02/05/2009	962.09	744.13	217.96	351
135 SHARES OF HALLIBURTON CO	09/23/2010 11/19/2008	4,281.83	2,241.40	2,040.43	351
30 SHARES OF PHILIP MORRIS INTERNATIONAL INC	10/08/2010 10/06/2008	1,700.97	1,375.97	325.00	351
60 SHARES OF BAXTER INTERNATIONAL INC	10/14/2010 08/23/2006	2,962.26	2,568.00	394.26	351

ACCOUNT # 3015096331
TAX ID 81-6093994
FROM 01/01/2010
TO 12/31/2010
FISCAL YEAR: 12/31

WEALTH MGMT PROCESSING CENTER
Gain and Loss Report
HENRIETTA FLOOD MEMORIAL FUND
FBO BUTTE CENTRAL HIGH SCHOOL

PAGE 5
AS OF 01/27/2011
RUN JAN 27 2011

GAIN AND LOSS DETAIL					
CUSIP #/ PROPERTY DESCRIPTION	DATE SOLD/ ACQUIRED	PROCEEDS OF SALE	COST	GAIN OR LOSS	COVERED
-----	-----	-----	---	-----	-----
LONG TERM CAPITAL GAIN (LOSS) - CONTINUED					
15 SHARES OF BAXTER INTERNATIONAL INC	10/14/2010 03/19/2008	740.57	871.80	(131.23)	351
15 SHARES OF BAXTER INTERNATIONAL INC	10/14/2010 05/04/2009	740.56	747.70	(7.14)	351
145 SHARES OF CHIMERA INVESTMENT CORPORATION	10/25/2010 02/05/2009	622.63	459.14	163.49	351
425 SHARES OF CHIMERA INVESTMENT CORPORATION	10/25/2010 03/04/2009	1,824.97	1,197.82	627.15	351
90 SHARES OF CHIMERA INVESTMENT CORPORATION	10/25/2010 05/04/2009	386.46	327.02	59.44	351
30 SHARES OF PHILIP MORRIS INTERNATIONAL INC	11/18/2010 10/06/2008	1,785.48	1,375.96	409.52	351
40 SHARES OF PALL CORP COM	11/18/2010 08/02/2007	1,776.24	1,584.56	191.68	351
35 SHARES OF AMERICA MOVIL SAB DE C.V. ADR SERIES L (ISIN #US02364W1053 SEDOL #2722670)	11/19/2010 03/19/2008	2,023.05	2,129.39	(106.34)	351
TOTAL LONG TERM CAPITAL GAIN (LOSS)		74,850.12	73,214.54	1,635.58	



Davidson Trust Co.
WEALTH MANAGEMENT

Account Summary Statement

ACCOUNT NUMBER: 3015096331

STATEMENT PERIOD: DECEMBER 01, 2010 THROUGH DECEMBER 31, 2010

|||||

HAMILTON, MISFELDT & COMPANY
ATTN: PAM GUSCHAUSKY
PO BOX 1605
GREAT FALLS, MT 59403

81-6093994


ACCOUNT NAME: HENRIETTA FLOOD MEMORIAL FUND
FBO BUTTE CENTRAL HIGH SCHOOL

ACCOUNT NUMBER: 3015096331

ADMINISTRATIVE
OFFICER: KAREN BISHOP
406-268-3069/800-634-5526
KBISHOP@DADCO.COM

INVESTMENT PORTFOLIO SUMMARY

MARKET VALUE AS OF	12/01/2010	12/31/2010	% OF ACCOUNT
		<i>Fmv</i>	<i>Cost</i>
CASH AND CASH EQUIVALENTS	50,008.35	46,306.73	<i>46307</i> 9.6%
EQUITY / STOCKS	285,699.77	306,498.34	<i>268576</i> 63.8%
FIXED INCOME - TAXABLE	129,466.30	127,948.30	<i>121310</i> 26.6%
Total	465,174.42	480,753.37	<i>436193</i> 100.0%



ACCOUNT ACTIVITY SUMMARY

	THIS PERIOD	YEAR TO DATE	REALIZED CAPITAL GAINS / LOSSES	
			THIS PERIOD	YEAR TO DATE
BEGINNING MARKET VALUE	465,174.42	457,973.53		
DIVIDEND INCOME	2,384.98	8,475.46		
TAXABLE INCOME	1,006.25	4,512.50		
LT CAPITAL GAIN DISTRIBUTIONS	8.67	151.47	LONG TERM	8.67
ST CAPITAL GAIN DISTRIBUTIONS	105.44	105.44	SHORT TERM	105.44
OTHER INCOME	81.06	1,003.49	TOTAL GAINS / LOSSES	114.11
CASH DEPOSITS	0.00	62.00		
PYMTS TO/FOR BENEFICIARIES	3,801.63	10,711.63		
DAVIDSON TRUST CO FEES	581.47	6,770.61		
WITHDRAWALS AND DISTRIBUTIONS	0.00	550.00		
BUYS	2,904.92	77,613.62		
SALES	0.00	90,830.90		
MISCELLANEOUS	3,701.62	9,495.40		
CHANGE IN MARKET VALUE	15,578.95	22,779.84		
ENDING MARKET VALUE	480,753.37	480,753.37		



Davidson Trust Co.
WEALTH MANAGEMENT

Account Summary Statement

PAGE 2

ACCOUNT NUMBER: 3015096331

STATEMENT PERIOD: DECEMBER 01, 2010 THROUGH DECEMBER 31, 2010

PRINCIPAL PORTFOLIO STATEMENT

F1000
81-6093994

DESCRIPTION	MARKET VALUE/ TAX COST	MARKET PRICE/ COST PRICE	ESTIMATED ANNUAL INCOME	CURRENT YIELD
CASH AND CASH EQUIVALENTS				
GOLDMAN SACHS PRIME OBLIGATIONS FUND	46,306.73 46,306.73	1.00 1.00	58.45	0.13
TOTAL CASH AND CASH EQUIVALENTS	46,306.73 46,306.73		58.45	0.13

DESCRIPTION	TICKER	SHARES	MARKET VALUE/ TAX COST	MARKET PRICE/ COST PRICE	ESTIMATED ANNUAL INCOME	CURRENT YIELD
EQUITY / STOCKS						
CONSUMER DISCRETIONARY						
BLUE NILE INC COM	NILE	100.000	5,706.00 5,194.39	57.06 51.94		
CARNIVAL CORP	CCL	190.000	8,760.90 6,136.99	46.11 32.30	76.00	0.87
DISNEY WALT CO	DIS	95.000	3,563.45 2,693.86	37.51 28.36	38.00	1.07
MCGRAW-HILL COMPANIES INC	MHP	210.000	7,646.10 9,706.75	36.41 46.22	197.40	2.58
NIKE INC CL B	NKE	75.000	6,406.50 4,005.01	85.42 53.40	93.00	1.45
TOTAL CONSUMER DISCRETIONARY		SUB-TOTAL	32,082.95 27,737.00		404.40	1.26
CONSUMER STAPLES						
HJ HEINZ CO	HNZ	115.000	5,687.90 4,632.60	49.46 40.28	207.00	3.64
PEPSICO INC	PEP	125.000	8,166.25 8,009.31	65.33 64.07	240.00	2.94
PHILIP MORRIS INTERNATIONAL INC	PM	140.000	8,194.20 5,729.68	58.53 40.93	358.40	4.37
WAL-MART STORES INC	WMT	150.000	8,089.50 7,628.47	53.93 50.86	181.50	2.24
TOTAL CONSUMER STAPLES		SUB-TOTAL	30,137.85 26,000.06		986.90	3.27
ENERGY						
CHEVRON CORP	CVX	130.000	11,862.50 9,781.89	91.25 75.25	374.40	3.16
EXXON MOBIL CORP	XOM	65.000	4,752.80 5,373.24	73.12 82.67	114.40	2.41
PRIDE INTERNATIONAL INC	PDE	255.000	8,415.00 6,299.42	33.00 24.70		



Davidson Trust Co.
WEALTH MANAGEMENT

Account Summary Statement

PAGE 3

ACCOUNT NUMBER: 3015096331

STATEMENT PERIOD: DECEMBER 01, 2010 THROUGH DECEMBER 31, 2010

PRINCIPAL PORTFOLIO STATEMENT (CONTINUED)

Flood
81-609 3994

DESCRIPTION	TICKER	SHARES	MARKET VALUE/ TAX COST	MARKET PRICE/ COST PRICE	ESTIMATED ANNUAL INCOME	CURRENT YIELD
ENERGY						
SCHLUMBERGER LIMITED	SLB	115 000	9,602 50 6,679 15	83 50 58 08	96.60	1 01
TOTAL ENERGY		SUB-TOTAL	34,632.80 28,133.70		585.40	1.69
FINANCIALS						
BANK OF NEW YORK MELLON CORP	BK	340 000	10,268.00 9,115.37	30.20 26 81	122 40	1 19
CHIMERA INVESTMENT CORPORATION	CIM	1,295 000	5,322 45 4,795 92	4 11 3 70	880 60	16 55
JP MORGAN CHASE & CO	JPM	285 000	12,089.70 10,247 13	42 42 35 95	57 00	0.47
OPTIONSXPRESS HOLDINGS INC	OXPS	340 000	5,327 80 5,450 97	15 67 16 03		
WELLS FARGO & COMPANY	WFC	410 000	12,705 90 12,071 96	30 99 29.44	82 00	0 65
WILLIS GROUP HOLDINGS PLC (ISIN #IE00B4XGY116 SEDOL #B4XGY11)	WSH	85 000	2,943 55 2,904 92	34 63 34 18	88 40	3.00
TOTAL FINANCIALS		SUB-TOTAL	48,657.40 44,586.27		1,230.40	2.53
HEALTH CARE						
ABBOTT LABORATORIES	ABT	115 000	5,509 65 5,996 90	47 91 52 15	202 40	3 67
AMGEN INC	AMGN	100 000	5,490 00 5,373 26	54 90 53 73		
BAXTER INTERNATIONAL INC	BAX	140 000	7,086 80 6,609 83	50 62 47 21	173 60	2 45
JOHNSON AND JOHNSON	JNJ	160 000	9,896 00 9,335 86	61 85 58 35	345 60	3 49
PFIZER INC	PFE	405 000	7,091.55 8,781 29	17 51 21 68	324.00	4 57
TOTAL HEALTH CARE		SUB-TOTAL	35,074.00 36,097.14		1,045.60	2.98
INDUSTRIAL						
CATERPILLAR INC	CAT	80 000	7,492 80 4,213 30	93 66 52 67	140 80	1 88
GENERAL ELECTRIC CO	GE	400 000	7,316 00 10,480 65	18 29 26.20	224 00	3 06
PALL CORP COM	PLL	125 000	6,197 50 4,069 06	49 58 32 55	80 00	1 29



Davidson Trust Co.
WEALTH MANAGEMENT

Account Summary Statement

PAGE 4

ACCOUNT NUMBER: 3015096331

STATEMENT PERIOD: DECEMBER 01, 2010 THROUGH DECEMBER 31, 2010

PRINCIPAL PORTFOLIO STATEMENT (CONTINUED)

F1000

81-6093994

DESCRIPTION	TICKER	SHARES	MARKET VALUE/ TAX COST	MARKET PRICE/ COST PRICE	ESTIMATED ANNUAL INCOME	CURRENT YIELD
INDUSTRIAL						
RAYTHEON COMPANY	RTN	150 000	6,951.00 7,061.64	46.34 47.08	225.00	3 24
UNITED PARCEL SERVICE CL B	UPS	135 000	9,798.30 9,851.53	72.58 72.97	253 80	2 59
TOTAL INDUSTRIAL		SUB-TOTAL	37,755.60 35,676.18		923.60	2.45
INFORMATION TECHNOLOGY						
ALLIANCE DATA SYSTEMS CORP COM	ADS	105.000	7,458 15 3,477 84	71 03 33 12		
GOOGLE INC CLASS A	GOOG	22.000	13,067 34 7,824 59	593 97 355 66		
INTEL CORP	INTC	300 000	6,309 00 5,545.27	21 03 18 48	189 00	3 00
MAXIM INTEGRATED PRODUCTS INC	MXIM	300.000	7,086 00 8,060.90	23 62 26 87	252 00	3 56
MICROSOFT CORP	MSFT	420.000	11,722.20 10,597.49	27 91 25 23	268 80	2 29
MICROCHIP TECHNOLOGY INC	MCHP	185 000	6,328.85 4,904.21	34.21 26 51	255 30	4 03
ORACLE CORP	ORCL	250 000	7,825.00 3,861.52	31 30 15 45	50 00	0 64
TOTAL INFORMATION TECHNOLOGY		SUB-TOTAL	59,796.54 44,271.82		1,015.10	1.70
MATERIALS						
ALLEGHENY TECHNOLOGIES INC	ATI	160 000	8,828 80 5,641 71	55 18 35 26	115 20	1 30
VULCAN MATERIALS CO	VMC	110 000	4,879 60 5,501 39	44 36 50 01	110 00	2 25
TOTAL MATERIALS		SUB-TOTAL	13,708.40 11,143.10		225.20	1.64
TELECOMMUNICATION SERVICES						
AMERICA MOVIL SAB DE C V ADR SERIES L (ISIN #US02364W1053 SEDOL #2722670)	AMX	100 000	5,734.00 5,131.39	57 34 51 31	51 00	0 89
TOTAL TELECOMMUNICATION SERVICES		SUB-TOTAL	5,734.00 5,131.39		51.00	0.89
UTILITIES						
MDU RESOURCES GROUP INC	MDU	440 000	8,918.80 9,799.15	20.27 22 27	286 00	3 21
TOTAL UTILITIES		SUB-TOTAL	8,918.80 9,799.15		286.00	3.21
TOTAL EQUITY / STOCKS			306,498.34 268,575.81		6,753.60	2.20



Davidson Trust Co.
WEALTH MANAGEMENT

Account Summary Statement

PAGE 5


ACCOUNT NUMBER: 3015096331

STATEMENT PERIOD: DECEMBER 01, 2010 THROUGH DECEMBER 31, 2010

PRINCIPAL PORTFOLIO STATEMENT (CONTINUED)

BOND QUALITY SUMMARY

Flood
81-6093994



AAA

101,543.70

79.4%



NOT RATED

26,404.60

20.6%

Total

127,948.30

100.0%

DESCRIPTION	RATING	PAR VALUE	MARKET VALUE/ TAX COST	MARKET PRICE/ COST PRICE	ESTIMATED ANNUAL INCOME	YIELD CURRENT/ MATURITY
FIXED INCOME - TAXABLE						
FEDERAL HOME LOAN BANK BOND SER 467 DTD 05/27/2004 5 25% 06/18/2014	AAA	35,000.000	39,727.10 35,444.14	113.51 101.27	1,837.50	4.63 1.25
FEDERAL NATIONAL MORTGAGE ASSN NOTE DTD 04/21/2006 5 125% 04/15/2011	AAA	40,000.000	40,564.80 40,204.40	101.41 100.51	2,050.00	5.05 0.13
FEDERAL NATIONAL MORTGAGE ASSN NOTE SERIES 2 DTD 12/28/2009 1 75% 12/28/2012-2011	AAA	10,000.000	10,055.70 9,983.00	100.56 99.83	175.00	1.74 1.46
ISHARES BARCLAYS US TREASURY INFLATION PROTECTED SECURITIES FUND (ETF)		40.000	4,300.80 4,064.40	107.52 101.61	107.72	2.50
ISHARES BARCLAYS MBS BOND FUND (ETF)		40.000	4,223.20 4,252.80	105.58 106.32	149.36	3.54
ISHARES BARCLAYS INTERMEDIATE CREDIT BOND FUND ETF		170.000	17,880.60 17,411.25	105.18 102.42	743.92	4.16
U S TREASURY NOTE DTD 11/15/2005 4 5% 11/15/2015	AAA	10,000.000	11,196.10 9,950.00	111.96 99.50	450.00	4.02 1.92
TOTAL FIXED INCOME - TAXABLE			127,948.30 121,309.99		5,513.50	4.31
TOTAL PRINCIPAL ASSETS			480,753.37 436,192.53		12,325.55	2.56



STATEMENT PERIOD DEC 01, 2009 THROUGH DEC 31, 2009

HAMILTON, MISFELDT & COMPANY
ATTN: PAM GUSCHAU SKY
PO BOX 1605
GREAT FALLS, MT 59403

81-6093994

ADMINISTRATIVE
OFFICER: **KAREN BISHOP**
406-268-3069/800-634-5526
KBISHOP@DADCO.COM

MARKET VALUE AS OF	12/01/2009	12/31/2009	% OF ACCOUNT
		FmV	Cost
CASH AND CASH EQUIVALENTS	46,455.01	36,811.33	36811 8.0%
EQUITY / STOCKS	278,606.25	293,432.50	298631 64.1%
FIXED INCOME - TAXABLE	129,987.75	127,729.70	121310 27.9%
Total	455,049.01	457,973.53	436752 100.0%





PAGE 2

STATEMENT PERIOD DEC 01, 2009 THROUGH DEC 31, 2009

ACCOUNT ACTIVITY SUMMARY

Henrietta Flood FOW 81-6093994

	THIS PERIOD	YEAR TO DATE	REALIZED CAPITAL GAINS / LOSSES		
BEGINNING MARKET VALUE	455,049.01	427,810.87	THIS PERIOD		YEAR TO DATE
DIVIDEND INCOME	953.42	8,048.11			
TAXABLE INCOME	1,118.75	6,355.23	LONG TERM	273.54	28,888.02 -
ST CAPITAL GAIN DISTRIBUTIONS	0.00	2.07	SHORT TERM	0.00	13.75 -
OTHER INCOME	88.79	387.49			
CASH DEPOSITS	94.41	94.41	TOTAL GAINS / LOSSES	273.54	28,901.77 -
PYMTS TO/FOR BENEFICIARIES	5,194.44 -	27,340.24 -			
DAVIDSON TRUST CO FEES	568.81 -	6,258.34 -			
WITHDRAWALS AND DISTRIBUTIONS	0.00	611.05 -			
TAXES AND OTHER EXPENSES	79.00 -	331.00 -			
MATURITIES	10,000.00	50,000.00			
BUYS	16,056.80 -	105,542.95 -			
SALES	0.00	109,208.36			
MISCELLANEOUS	9,643.68	34,012.09 -			
CHANGE IN MARKET VALUE	2,924.52	30,162.66			
ENDING MARKET VALUE	457,973.53	457,973.53			

PRINCIPAL PORTFOLIO STATEMENT

DESCRIPTION	MARKET VALUE/ TAX COST	MARKET PRICE/ COST PRICE	ESTIMATED ANNUAL INCOME	CURRENT YIELD
CASH AND CASH EQUIVALENTS				
GOLDMAN SACHS PRIME OBLIGATIONS FUND	36,811.33 36,811.33	1.00 1.00	443.37	1.20
TOTAL CASH AND CASH EQUIVALENTS	36,811.33 36,811.33		443.37	1.20

DESCRIPTION	TICKER	SHARES	MARKET VALUE/ TAX COST	MARKET PRICE/ COST PRICE	ESTIMATED ANNUAL INCOME	CURRENT YIELD
EQUITY / STOCKS						
CONSUMER DISCRETIONARY						
DISNEY WALT CO	DIS	95 000	3,063 75 2,693 86	32 25 28 36	33 25	1 09
GAMESTOP CORP CLASS A	GME	250 000	5,485 00 5,509 16	21 94 22 04		
MCGRAW-HILL COMPANIES INC	MHP	210 000	7,037 10 9,706 75	33 51 46 22	189 00	2 69
NIKE INC CL B	NKE	95 000	6,276 65 5,057 68	66 07 53 24	102 60	1 63
TOTAL CONSUMER DISCRETIONARY		SUB-TOTAL	21,862.50 22,967.45		324.85	1.49
CONSUMER STAPLES						
HJ HEINZ CO	HNZ	175 000	7,483 00 7,110 00	42 76 40 63	294 00	3 93



Davidson Trust Co.
WEALTH MANAGEMENT

Account Summary Statement

PAGE 3

STATEMENT PERIOD DEC 01, 2009 THROUGH DEC 31, 2009

PRINCIPAL PORTFOLIO STATEMENT (CONTINUED)

Henrietta Flood 81-6093994

DESCRIPTION	TICKER	SHARES	MARKET VALUE/ TAX COST	MARKET PRICE/ COST PRICE	ESTIMATED ANNUAL INCOME	CURRENT YIELD
CONSUMER STAPLES						
KELLOGG CO	K	125 000	6,650 00 6,170 00	53 20 49 36	187 50	2 82
PEPSICO INC	PEP	155 000	9,424 00 9,862 61	60 80 63 63	279 00	2 96
PHILIP MORRIS INTERNATIONAL INC	PM	190 000	9,156 10 7,973 71	48 19 41 97	440 80	4 81
TOTAL CONSUMER STAPLES		SUB-TOTAL	32,713.10 31,116.32		1,201.30	3.67
ENERGY						
BP PLC SPONS ADR (ISIN #US0556221044 SEDOL #2142621)	BP	110 000	6,376 70 6,954 47	57 97 63 22	369 60	5 80
CHEVRON CORP	CVX	110 000	8,468 90 7,709 76	76 99 70 09	299 20	3 53
EXXON MOBIL CORP	XOM	130 000	8,864 70 11,016 40	68 19 84 74	218 40	2 46
HALLIBURTON CO	HAL	265 000	7,973 85 5,345 55	30 09 20 17	95 40	1 20
TRANSOCEAN LTD (ISIN #CH0048265513 SEDOL #B3KFWW1)	RIG	90 000	7,452 00 4,941 35	82 80 54 90		
TOTAL ENERGY		SUB-TOTAL	39,136.15 35,967.53		982.60	2.51
FINANCIALS						
BANK OF NEW YORK MELLON CORP	BK	340 000	9,509 80 9,115 37	27 97 26 81	122 40	1 29
CHIMERA INVESTMENT CORPORATION	CIM	1,350 000	5,238 00 4,381 40	3 88 3 25	918 00	17 53
JP MORGAN CHASE & CO	JPM	195 000	8,125 65 6,425 40	41 67 32 95	39 00	0 48
PLUM CREEK TIMBER CO INC (REIT)	PCL	170 000	6,419 20 4,976 06	37 76 29 27	285 60	4 45
US BANCORP	USB	235 000	5,289 85 6,923 93	22 51 29 46	47 00	0 89
WELLS FARGO & COMPANY	WFC	260 000	7,017 40 7,591 00	26 99 29 20	52 00	0 74
TOTAL FINANCIALS		SUB-TOTAL	41,599.90 39,413.16		1,464.00	3.52
HEALTH CARE						
AMGEN INC	AMGN	100 000	5,657 00 5,373 26	56 57 53.73		



Davidson Trust Co.
WEALTH MANAGEMENT

Account Summary Statement

PAGE 4

STATEMENT PERIOD DEC 01, 2009 THROUGH DEC 31, 2009

PRINCIPAL PORTFOLIO STATEMENT (CONTINUED)

Henrietta Flood 81-6093994

DESCRIPTION	TICKER	SHARES	MARKET VALUE/ TAX COST	MARKET PRICE/ COST PRICE	ESTIMATED ANNUAL INCOME	CURRENT YIELD
HEALTH CARE						
BAXTER INTERNATIONAL INC	BAX	185 000	10,855 80 8,964 23	58 68 48 46	214 60	1 98
JOHNSON AND JOHNSON	JNJ	160 000	10,305 60 9,335 86	64 41 58 35	313 60	3 04
PFIZER INC	PFE	405 000	7,366 95 8,781 29	18 19 21 68	291 60	3 96
TOTAL HEALTH CARE		SUB-TOTAL	34,185.35 32,454.64		819.80	2.40
INDUSTRIAL						
GENERAL ELECTRIC CO	GE	340 000	5,144 20 9,537 48	15 13 28 05	136 00	2 64
PALL CORP COM	PLL	255 000	9,231 00 8,173 76	36 20 32 05	147 90	1 60
RAYTHEON COMPANY	RTN	150 000	7,728 00 7,061 64	51 52 47 08	186 00	2 41
UNITED PARCEL SERVICE CL B	UPS	135 000	7,744 95 9,851 53	57 37 72 97	243 00	3 14
TOTAL INDUSTRIAL		SUB-TOTAL	29,848.15 34,624 41		712.90	2 39
INFORMATION TECHNOLOGY						
ALLIANCE DATA SYSTEMS CORP COM	ADS	150 000	9,688 50 4,813 33	64 59 32 09		
CISCO SYSTEMS INC	CSCO	190 000	4,548 60 4,949 92	23 94 26 05		
GOOGLE INC CLASS A	GOOG	20 000	12,399 60 6,844 32	619 98 342 22		
INTEL CORP	INTC	300 000	6,120 00 5,545 27	20 40 18 48	168 00	2 75
MAXIM INTEGRATED PRODUCTS INC	MXIM	345 000	7,010 40 10,119 72	20 32 29 33	276 00	3 94
MICROSOFT CORP	MSFT	420 000	12,801 60 10,597 49	30 48 25 23	218 40	1 71
MICROCHIP TECHNOLOGY INC	MCHP	230 000	6,681 50 6,592 90	29 05 28 66	312 80	4 68
ORACLE CORP	ORCL	250 000	6,132 50 3,861 52	24 53 15 45	50 00	0 82
TOTAL INFORMATION TECHNOLOGY		SUB-TOTAL	65,382.70 53,324.47		1,025.20	1.57



Davidson Trust Co.
WEALTH MANAGEMENT

Account Summary Statement

PAGE 5


STATEMENT PERIOD: DEC 01, 2009 THROUGH DEC 31, 2009

PRINCIPAL PORTFOLIO STATEMENT (CONTINUED)

Henrietta Flood 81-6093994

DESCRIPTION	TICKER	SHARES	MARKET VALUE/ TAX COST	MARKET PRICE/ COST PRICE	ESTIMATED ANNUAL INCOME	CURRENT YIELD
MATERIALS						
ALLEGHENY TECHNOLOGIES INC	ATI	195 000	8,730 15 7,006 25	44 77 35 93	140 40	1 61
VULCAN MATERIALS CO	VMC	140 000	7,373 80 8,083 66	52 67 57 74	140 00	1 90
TOTAL MATERIALS		SUB-TOTAL	16,103.95 15,089.91		280.40	1 74
TELECOMMUNICATION SERVICES						
AMERICA MOVIL SAB DE C V ADR SERIES L (ISIN #US02364W1053 SEDOL #2722670)	AMX	115 000	5,402 70 6,307 17	46 98 54 84	52 21	0 97
TOTAL TELECOMMUNICATION SERVICES		SUB-TOTAL	5,402.70 6,307.17		52.21	0.97
UTILITIES						
MDU RESOURCES GROUP INC	MDU	305 000	7,198 00 7,365 95	23 60 24 15	192 15	2 67
TOTAL UTILITIES		SUB-TOTAL	7,198.00 7,365.95		192.15	2.67
TOTAL EQUITY / STOCKS			293,432.50 278,631.01		7,055.41	2 40

BOND QUALITY SUMMARY



S & P QUALITY RATING

MARKET VALUE

PERCENT

AAA

91,961.80

72 0%

NOT RATED

35,767.90

28 0%

Total

127,729 70

100 0%



Davidson Trust Co.
WEALTH MANAGEMENT

Account Summary Statement

PAGE 6

STATEMENT PERIOD: DEC 01, 2009 THROUGH DEC 31, 2009

PRINCIPAL PORTFOLIO STATEMENT (CONTINUED)

Henrietta Flood 81-6093994

DESCRIPTION	RATING	PAR VALUE	MARKET VALUE/ TAX COST	MARKET PRICE/ COST PRICE	ESTIMATED ANNUAL INCOME	YIELD CURRENT/ MATURITY
FIXED INCOME - TAXABLE						
FEDERAL HOME LOAN BANK BOND SER 467 DTD 05/27/2004 5 25% 06/18/2014	AAA	35,000 000	38,882 90 35,444 14	111 09 101 27	1,837 50	4 73 2 46
FEDERAL NATIONAL MORTGAGE ASSN NOTE DTD 04/21/2006 5 125% 04/15/2011	AAA	40,000 000	42,250 00 40,204 40	105 63 100 51	2,050 00	4 85 0 60
FEDERAL NATIONAL MORTGAGE ASSN NOTE SERIES 2 DTD 12/28/2009 1 75% 12/28/2012-2011		10,000 000	9,912 00 9,983 00	99 12 99 83	175 00	1 77 1 74
ISHARES BARCLAYS US TREASURY INFLATION PROTECTED SECURITIES FUND (ETF)		40 000	4,156 00 4,064 40	103 90 101 61	161 68	3 89
ISHARES BARCLAYS MBS BOND FUND (ETF)		40 000	4,239 20 4,252 80	105 98 106 32	149 20	3 52
ISHARES BARCLAYS INTERMEDIATE CREDIT BOND FUND ETF		170 000	17,460 70 17,411 25	102 71 102 42	825 69	4.73
U S TREASURY NOTE DTD 11/15/2005 4 5% 11/15/2015	AAA	10,000 000	10,828 90 9,950 00	108 29 99 50	450 00	4 16 2 82
TOTAL FIXED INCOME - TAXABLE			127,729.70 121,309 99		5,649.07	4.42
TOTAL PRINCIPAL ASSETS			457,973.53 436,752.33		13,147.85	2.87

INCOME PORTFOLIO STATEMENT

TOTAL INCOME ASSETS	0.00 0 00	0.00	0.00
----------------------------	--------------	------	------

TRANSACTION STATEMENT

DATE	DESCRIPTION	PRINCIPAL CASH	INCOME CASH	COST	GAIN / LOSS
BEGINNING BALANCE		3,357.38-	3,357.38	440,065.67	
DIVIDEND INCOME					
12/01/09	DIVIDEND ON 405 SHS PFIZER INC AT 0 16 PER SHARE PAYABLE 12/01/2009 EX DATE 11/04/2009		64 80		
12/01/09	DIVIDEND ON 260 SHS WELLS FARGO & COMPANY AT 0 05 PER SHARE PAYABLE 12/01/2009 EX DATE 11/04/2009		13 00		