



See a Social Security Number? Say Something!
Report Privacy Problems to <https://public.resource.org/privacy>
Or call the IRS Identity Theft Hotline at 1-800-908-4490



Form 990-PF

Department of the Treasury
Internal Revenue Service

Return of Private Foundation
or Section 4947(a)(1) Nonexempt Charitable Trust
Treated as a Private Foundation

Note. The foundation may be able to use a copy of this return to satisfy state reporting requirements

OMB No 1545-0052

2010

For calendar year 2010, or tax year beginning 01-01-2010 , and ending 12-31-2010

G Check all that apply

☐ Initial return

☐ Initial return of a former public charity

☐ Final return

☐ Amended return

☐ Address change

☐ Name change

Name of foundation
MYLES FLOOD MEMORIAL FUND

Number and street (or P O box number if mail is not delivered to street address)
PO BOX 2309

City or town, state, and ZIP code
GREAT FALLS, MT 59403

A Employer identification number
81-6093993

B Telephone number (see page 10 of the instructions)
(406) 268-3069

C If exemption application is pending, check here ☐

D 1. Foreign organizations, check here ☐

2. Foreign organizations meeting the 85% test, check here and attach computation ☐

E If private foundation status was terminated under section 507(b)(1)(A), check here ☐

F If the foundation is in a 60-month termination under section 507(b)(1)(B), check here ☐

H Check type of organization

☒ Section 501(c)(3) exempt private foundation

☐ Section 4947(a)(1) nonexempt charitable trust

☐ Other taxable private foundation

I Fair market value of all assets at end of year (from Part II, col. (c), line 16)☐\$ 484,997

J Accounting method ☒ Cash ☐ Accrual ☐ Other (specify)
(Part I, column (d) must be on cash basis.)

Part I Analysis of Revenue and Expenses <small>(The total of amounts in columns (b), (c), and (d) may not necessarily equal the amounts in column (a) (see page 11 of the instructions))</small>		(a) Revenue and expenses per books	(b) Net investment income	(c) Adjusted net income	(d) Disbursements for charitable purposes (cash basis only)
Revenue	1 Contributions, gifts, grants, etc , received (attach schedule)				
	2 Check <input checked="" type="checkbox"/> if the foundation is not required to attach Sch B				
	3 Interest on savings and temporary cash investments	32	32		
	4 Dividends and interest from securities.	14,952	14,952		
	5a Gross rents				
	b Net rental income or (loss) _____				
	6a Net gain or (loss) from sale of assets not on line 10	2,670			
	b Gross sales price for all assets on line 6a _____ 119,285				
	7 Capital gain net income (from Part IV , line 2)		2,670		
	8 Net short-term capital gain				
	9 Income modifications				
	10a Gross sales less returns and allowances				
Operating and Administrative Expenses	b Less Cost of goods sold				
	c Gross profit or (loss) (attach schedule)				
	11 Other income (attach schedule)				
	12 Total. Add lines 1 through 11	17,654	17,654		
	13 Compensation of officers, directors, trustees, etc	6,822	2,274		2,274
	14 Other employee salaries and wages				
	15 Pension plans, employee benefits				
	16a Legal fees (attach schedule)				
	b Accounting fees (attach schedule)	<input type="checkbox"/> 550			
	c Other professional fees (attach schedule)				
	17 Interest				
	18 Taxes (attach schedule) (see page 14 of the instructions)	<input type="checkbox"/> 118			
	19 Depreciation (attach schedule) and depletion	<input type="checkbox"/> 0			
	20 Occupancy				
	21 Travel, conferences, and meetings				
	22 Printing and publications				
	23 Other expenses (attach schedule)				
	24 Total operating and administrative expenses.				
	Add lines 13 through 23	7,490	2,274		2,274
	25 Contributions, gifts, grants paid	12,832			12,832
	26 Total expenses and disbursements. Add lines 24 and 25	20,322	2,274		15,106
	27 Subtract line 26 from line 12				
	a Excess of revenue over expenses and disbursements	-2,668			
	b Net investment income (if negative, enter -0-)		15,380		
	c Adjusted net income (if negative, enter -0-)				

Part II Balance Sheets		Attached schedules and amounts in the description column should be for end-of-year amounts only (See instructions)	Beginning of year	End of year	
			(a) Book Value	(b) Book Value	(c) Fair Market Value
Assets	1	Cash—non-interest-bearing			
	2	Savings and temporary cash investments	14,964	29,224	29,224
	3	Accounts receivable ▶ _____ Less allowance for doubtful accounts ▶ _____			
	4	Pledges receivable ▶ _____ Less allowance for doubtful accounts ▶ _____			
	5	Grants receivable			
	6	Receivables due from officers, directors, trustees, and other disqualified persons (attach schedule) (see page 15 of the instructions)			
	7	Other notes and loans receivable (attach schedule) ▶ _____ Less allowance for doubtful accounts ▶ _____			
	8	Inventories for sale or use			
	9	Prepaid expenses and deferred charges	143	46	46
	10a	Investments—U S and state government obligations (attach schedule)			
	b	Investments—corporate stock (attach schedule)	289,936	273,130	310,196
	c	Investments—corporate bonds (attach schedule).	141,280	141,255	145,531
	11	Investments—land, buildings, and equipment basis ▶ _____ Less accumulated depreciation (attach schedule) ▶ _____			
	12	Investments—mortgage loans			
	13	Investments—other (attach schedule)			
	14	Land, buildings, and equipment basis ▶ _____ Less accumulated depreciation (attach schedule) ▶ _____			
15	Other assets (describe ▶ _____)				
16	Total assets (to be completed by all filers—see the instructions Also, see page 1, item I)	446,323	443,655	484,997	
Liabilities	17	Accounts payable and accrued expenses			
	18	Grants payable			
	19	Deferred revenue			
	20	Loans from officers, directors, trustees, and other disqualified persons			
	21	Mortgages and other notes payable (attach schedule)			
	22	Other liabilities (describe ▶ _____)			
	23	Total liabilities (add lines 17 through 22)		0	
Net Assets or Fund Balances	Foundations that follow SFAS 117, check here ▶ <input type="checkbox"/> and complete lines 24 through 26 and lines 30 and 31.				
	24	Unrestricted			
	25	Temporarily restricted			
	26	Permanently restricted			
	Foundations that do not follow SFAS 117, check here ▶ <input checked="" type="checkbox"/> and complete lines 27 through 31.				
	27	Capital stock, trust principal, or current funds	446,323	443,655	
	28	Paid-in or capital surplus, or land, bldg , and equipment fund			
	29	Retained earnings, accumulated income, endowment, or other funds			
	30	Total net assets or fund balances (see page 17 of the instructions)	446,323	443,655	
	31	Total liabilities and net assets/fund balances (see page 17 of the instructions)	446,323	443,655	

Part III Analysis of Changes in Net Assets or Fund Balances			
1	Total net assets or fund balances at beginning of year—Part II, column (a), line 30 (must agree with end-of-year figure reported on prior year’s return)	1	446,323
2	Enter amount from Part I, line 27a	2	-2,668
3	Other increases not included in line 2 (itemize) ▶ _____	3	
4	Add lines 1, 2, and 3	4	443,655
5	Decreases not included in line 2 (itemize) ▶ _____	5	
6	Total net assets or fund balances at end of year (line 4 minus line 5)—Part II, column (b), line 30	6	443,655

Part IV Capital Gains and Losses for Tax on Investment Income

(a) List and describe the kind(s) of property sold (e g , real estate, 2-story brick warehouse, or common stock, 200 shs MLC Co)		(b) How acquired P—Purchase D—Donation	(c) Date acquired (mo , day, yr)	(d) Date sold (mo , day, yr)
1 a	CAPITAL GAIN DISTRIBUTIONS	P	2000-01-01	2010-12-31
b	SEE ATTACHED SCHEDULE	P	2008-01-01	2010-01-01
c	SEE ATTACHED SCHEDULE	P	2010-01-01	2010-01-01
d				
e				

(e) Gross sales price	(f) Depreciation allowed (or allowable)	(g) Cost or other basis plus expense of sale	(h) Gain or (loss) (e) plus (f) minus (g)
a 81			81
b 77,850		76,659	1,191
c 41,354		39,956	1,398
d			
e			

Complete only for assets showing gain in column (h) and owned by the foundation on 12/31/69			(I) Gains (Col (h) gain minus col (k), but not less than -0-) or Losses (from col (h))
(i) F M V as of 12/31/69	(j) Adjusted basis as of 12/31/69	(k) Excess of col (i) over col (j), if any	
a			81
b			1,191
c			1,398
d			
e			

2	Capital gain net income or (net capital loss)	{ If gain, also enter in Part I, line 7 If (loss), enter -0- in Part I, line 7 }	2	2,670
3	Net short-term capital gain or (loss) as defined in sections 1222(5) and (6) If gain, also enter in Part I, line 8, column (c) (see pages 13 and 17 of the instructions) If (loss), enter -0- in Part I, line 8		3	1,398

Part V Qualification Under Section 4940(e) for Reduced Tax on Net Investment Income

(For optional use by domestic private foundations subject to the section 4940(a) tax on net investment income)

If section 4940(d)(2) applies, leave this part blank

Was the foundation liable for the section 4942 tax on the distributable amount of any year in the base period? ☐ Yes ☒ No

If "Yes," the foundation does not qualify under section 4940(e) Do not complete this part

1 Enter the appropriate amount in each column for each year, see page 18 of the instructions before making any entries

(a) Base period years Calendar year (or tax year beginning in)	(b) Adjusted qualifying distributions	(c) Net value of noncharitable-use assets	(d) Distribution ratio (col (b) divided by col (c))
2009	18,027	412,917	0 04366
2008	21,977	460,587	0 04772
2007	27,112	525,075	0 05164
2006	22,902	506,679	0 04520
2005	18,132	501,591	0 03615

2	Total of line 1, column (d).	2	0 22436
3	Average distribution ratio for the 5-year base period—divide the total on line 2 by 5, or by the number of years the foundation has been in existence if less than 5 years	3	0 04487
4	Enter the net value of noncharitable-use assets for 2010 from Part X, line 5.	4	449,118
5	Multiply line 4 by line 3.	5	20,152
6	Enter 1% of net investment income (1% of Part I, line 27b).	6	154
7	Add lines 5 and 6.	7	20,306
8	Enter qualifying distributions from Part XII, line 4.	8	15,106

If line 8 is equal to or greater than line 7, check the box in Part VI, line 1b, and complete that part using a 1% tax rate See the Part VI instructions on page 18

Part VIExcise Tax Based on Investment Income (Section 4940(a), 4940(b), 4940(e), or 4948—see page 18 of the instructions)			
1aExempt operating foundations described in section 4940(d)(2), check here <input type="checkbox"/> and enter "N/A" on line 1 Date of ruling or determination letter _____ (attach copy of letter if necessary—see instructions)			
bDomestic foundations that meet the section 4940(e) requirements in Part V, check here <input type="checkbox"/> and enter 1% of Part I, line 27b		1	308
cAll other domestic foundations enter 2% of line 27b Exempt foreign organizations enter 4% of Part I, line 12, col (b)			
2Tax under section 511 (domestic section 4947(a)(1) trusts and taxable foundations only Others enter -0-)		2	
3Add lines 1 and 2.		3	308
4Subtitle A (income) tax (domestic section 4947(a)(1) trusts and taxable foundations only Others enter -0-)		4	
5Tax based on investment income. Subtract line 4 from line 3 If zero or less, enter -0-		5	308
6Credits/Payments			
a	2010 estimated tax payments and 2009 overpayment credited to 2010	6a	46
b	Exempt foreign organizations—tax withheld at source	6b	
c	Tax paid with application for extension of time to file (Form 8868)	6c	
d	Backup withholding erroneously withheld	6d	
7Total credits and payments Add lines 6a through 6d.		7	46
8Enter any penalty for underpayment of estimated tax Check here <input type="checkbox"/> if Form 2220 is attached		8	
9Tax due. If the total of lines 5 and 8 is more than line 7, enter amount owed		9	262
10Overpayment. If line 7 is more than the total of lines 5 and 8, enter the amount overpaid.		10	
11Enter the amount of line 10 to be Credited to 2011 estimated tax 0 Refunded		11	

Part VII-AStatements Regarding Activities			
1aDuring the tax year, did the foundation attempt to influence any national, state, or local legislation or did it participate or intervene in any political campaign?			YesNo
bDid it spend more than \$100 during the year (either directly or indirectly) for political purposes (see page 19 of the instructions for definition)? If the answer is "Yes" to 1a or 1b, attach a detailed description of the activities and copies of any materials published or distributed by the foundation in connection with the activities.		1a1b	NoNo
cDid the foundation file Form 1120-POL for this year?.		1c	No
dEnter the amount (if any) of tax on political expenditures (section 4955) imposed during the year (1) On the foundation \$ (2) On foundation managers \$			
eEnter the reimbursement (if any) paid by the foundation during the year for political expenditure tax imposed on foundation managers \$			
2Has the foundation engaged in any activities that have not previously been reported to the IRS? If "Yes," attach a detailed description of the activities.		2	No
3Has the foundation made any changes, not previously reported to the IRS, in its governing instrument, articles of incorporation, or bylaws, or other similar instruments? If "Yes," attach a conformed copy of the changes		3	No
4aDid the foundation have unrelated business gross income of \$1,000 or more during the year?.		4a	No
bIf "Yes," has it filed a tax return on Form 990-T for this year?.		4b	No
5Was there a liquidation, termination, dissolution, or substantial contraction during the year? If "Yes," attach the statement required by General Instruction T.		5	No
6Are the requirements of section 508(e) (relating to sections 4941 through 4945) satisfied either • By language in the governing instrument, or • By state legislation that effectively amends the governing instrument so that no mandatory directions that conflict with the state law remain in the governing instrument?		6	Yes
7Did the foundation have at least \$5,000 in assets at any time during the year? If "Yes," complete Part II, col (c), and Part XV		7	Yes
8aEnter the states to which the foundation reports or with which it is registered (see page 19 of the instructions) MT			
bIf the answer is "Yes" to line 7, has the foundation furnished a copy of Form 990-PF to the Attorney General (or designate) of each state as required by General Instruction G? If "No," attach explanation .		8b	Yes
9Is the foundation claiming status as a private operating foundation within the meaning of section 4942(j)(3) or 4942(j)(5) for calendar year 2010 or the taxable year beginning in 2010 (see instructions for Part XIV on page 27)? If "Yes," complete Part XIV		9	No
10Did any persons become substantial contributors during the tax year? If "Yes," attach a schedule listing their names and addresses		10	No

Part VII-A

Statements Regarding Activities *(continued)*

11	At any time during the year, did the foundation, directly or indirectly, own a controlled entity within the meaning of section 512(b)(13)? If "Yes," attach schedule (see page 20 of the instructions).	11		No
12	Did the foundation acquire a direct or indirect interest in any applicable insurance contract before August 17, 2008?	12		No
13	Did the foundation comply with the public inspection requirements for its annual returns and exemption application? Website address N/A	13	Yes	
14	The books are in care of DAVIDSON TRUST CO Telephone no (406) 268-3069 Located at 8 THIRD ST N GREAT FALLS MT ZIP+4 59401			
15	Section 4947(a)(1) nonexempt charitable trusts filing Form 990-PF in lieu of Form 1041 —Check here <input type="checkbox"/> and enter the amount of tax-exempt interest received or accrued during the year.	15		
16	At any time during calendar year 2010, did the foundation have an interest in or a signature or other authority over a bank, securities, or other financial account in a foreign country?	16		No
See page 20 of the instructions for exceptions and filing requirements for Form TD F 90-22.1 If "Yes", enter the name of the foreign country.				

Part VII-B

Statements Regarding Activities for Which Form 4720 May Be Required

File Form 4720 if any item is checked in the "Yes" column, unless an exception applies.			Yes	No
1a	During the year did the foundation (either directly or indirectly) (1) Engage in the sale or exchange, or leasing of property with a disqualified person? <input type="checkbox"/> Yes <input checked="" type="checkbox"/> No (2) Borrow money from, lend money to, or otherwise extend credit to (or accept it from) a disqualified person? <input type="checkbox"/> Yes <input checked="" type="checkbox"/> No (3) Furnish goods, services, or facilities to (or accept them from) a disqualified person? <input type="checkbox"/> Yes <input checked="" type="checkbox"/> No (4) Pay compensation to, or pay or reimburse the expenses of, a disqualified person? <input type="checkbox"/> Yes <input checked="" type="checkbox"/> No (5) Transfer any income or assets to a disqualified person (or make any of either available for the benefit or use of a disqualified person)? <input type="checkbox"/> Yes <input checked="" type="checkbox"/> No (6) Agree to pay money or property to a government official? (Exception. Check "No" if the foundation agreed to make a grant to or to employ the official for a period after termination of government service, if terminating within 90 days). <input type="checkbox"/> Yes <input checked="" type="checkbox"/> No			
b	If any answer is "Yes" to 1a(1)–(6), did any of the acts fail to qualify under the exceptions described in Regulations section 53.4941(d)-3 or in a current notice regarding disaster assistance (see page 20 of the instructions)? Organizations relying on a current notice regarding disaster assistance check here. <input type="checkbox"/>	1b		No
c	Did the foundation engage in a prior year in any of the acts described in 1a, other than excepted acts, that were not corrected before the first day of the tax year beginning in 2010?	1c		No
2	Taxes on failure to distribute income (section 4942) (does not apply for years the foundation was a private operating foundation defined in section 4942(j)(3) or 4942(j)(5))			
a	At the end of tax year 2010, did the foundation have any undistributed income (lines 6d and 6e, Part XIII) for tax year(s) beginning before 2010? If "Yes," list the years 20____, 20____, 20____, 20____ <input type="checkbox"/> Yes <input checked="" type="checkbox"/> No			
b	Are there any years listed in 2a for which the foundation is not applying the provisions of section 4942(a)(2) (relating to incorrect valuation of assets) to the year's undistributed income? (If applying section 4942(a)(2) to all years listed, answer "No" and attach statement—see page 20 of the instructions).	2b		No
c	If the provisions of section 4942(a)(2) are being applied to any of the years listed in 2a, list the years here 20____, 20____, 20____, 20____			
3a	Did the foundation hold more than a 2% direct or indirect interest in any business enterprise at any time during the year? <input type="checkbox"/> Yes <input checked="" type="checkbox"/> No			
b	If "Yes," did it have excess business holdings in 2010 as a result of (1) any purchase by the foundation or disqualified persons after May 26, 1969, (2) the lapse of the 5-year period (or longer period approved by the Commissioner under section 4943(c)(7)) to dispose of holdings acquired by gift or bequest, or (3) the lapse of the 10-, 15-, or 20-year first phase holding period? (<i>Use Schedule C, Form 4720, to determine if the foundation had excess business holdings in 2010.</i>)	3b		No
4a	Did the foundation invest during the year any amount in a manner that would jeopardize its charitable purposes?	4a		No
b	Did the foundation make any investment in a prior year (but after December 31, 1969) that could jeopardize its charitable purpose that had not been removed from jeopardy before the first day of the tax year beginning in 2010?	4b		No

Part VII-B

Statements Regarding Activities for Which Form 4720 May Be Required (continued)

5a During the year did the foundation pay or incur any amount to				
(1) Carry on propaganda, or otherwise attempt to influence legislation (section 4945(e))?		<input type="checkbox"/> Yes	<input checked="" type="checkbox"/> No	
(2) Influence the outcome of any specific public election (see section 4955), or to carry on, directly or indirectly, any voter registration drive?		<input type="checkbox"/> Yes	<input checked="" type="checkbox"/> No	
(3) Provide a grant to an individual for travel, study, or other similar purposes?		<input type="checkbox"/> Yes	<input checked="" type="checkbox"/> No	
(4) Provide a grant to an organization other than a charitable, etc , organization described in section 509(a)(1), (2), or (3), or section 4940(d)(2)? (see page 22 of the instructions).		<input type="checkbox"/> Yes	<input checked="" type="checkbox"/> No	
(5) Provide for any purpose other than religious, charitable, scientific, literary, or educational purposes, or for the prevention of cruelty to children or animals?		<input type="checkbox"/> Yes	<input checked="" type="checkbox"/> No	
b If any answer is "Yes" to 5a(1)–(5), did any of the transactions fail to qualify under the exceptions described in Regulations section 53.4945 or in a current notice regarding disaster assistance (see page 22 of the instructions)? Organizations relying on a current notice regarding disaster assistance check here.		5b		No
c If the answer is "Yes" to question 5a(4), does the foundation claim exemption from the tax because it maintained expenditure responsibility for the grant? <i>If "Yes," attach the statement required by Regulations section 53.4945–5(d).</i>				
6a Did the foundation, during the year, receive any funds, directly or indirectly, to pay premiums on a personal benefit contract?				
b Did the foundation, during the year, pay premiums, directly or indirectly, on a personal benefit contract? <i>If "Yes" to 6b, file Form 8870.</i>		6b		No
7a At any time during the tax year, was the foundation a party to a prohibited tax shelter transaction?				
b If yes, did the foundation receive any proceeds or have any net income attributable to the transaction?		7b		No

Part VIII

Information About Officers, Directors, Trustees, Foundation Managers, Highly Paid Employees, and Contractors

1 List all officers, directors, trustees, foundation managers and their compensation (see page 22 of the instructions).				
(a) Name and address	(b) Title, and average hours per week devoted to position	(c) Compensation (If not paid, enter -0-)	(d) Contributions to employee benefit plans and deferred compensation	(e) Expense account, other allowances
DAVIDSON TRUST CO 8 THIRD STREET N GREAT FALLS, MT 59401	Trustee 5 00	6,822		
2 Compensation of five highest-paid employees (other than those included on line 1—see page 23 of the instructions). If none, enter "NONE."				
(a) Name and address of each employee paid more than \$50,000	(b) Title, and average hours per week devoted to position	(c) Compensation	(d) Contributions to employee benefit plans and deferred compensation	(e) Expense account, other allowances
NONE				
Total number of other employees paid over \$50,000.				

Part VIII

Information About Officers, Directors, Trustees, Foundation Managers, Highly Paid Employees, and Contractors (continued)

3 Five highest-paid independent contractors for professional services (see page 23 of the instructions). If none, enter "NONE".		
(a) Name and address of each person paid more than \$50,000	(b) Type of service	(c) Compensation
NONE		
Total number of others receiving over \$50,000 for professional services.		

Part IX-A

Summary of Direct Charitable Activities

List the foundation's four largest direct charitable activities during the tax year. Include relevant statistical information such as the number of organizations and other beneficiaries served, conferences convened, research papers produced, etc.	Expenses
1	
2	
3	
4	

Part IX-B

Summary of Program-Related Investments (see page 24 of the instructions)

Describe the two largest program-related investments made by the foundation during the tax year on lines 1 and 2	Amount
1	
2	
All other program-related investments. See page 24 of the instructions.	
3	
Total. Add lines 1 through 3.	

Part X

Minimum Investment Return (All domestic foundations must complete this part. Foreign foundations, see page 24 of the instructions.)

1	Fair market value of assets not used (or held for use) directly in carrying out charitable, etc , purposes		
a	Average monthly fair market value of securities.	1a	429,355
b	Average of monthly cash balances.	1b	26,602
c	Fair market value of all other assets (see page 24 of the instructions).	1c	0
d	Total (add lines 1a, b, and c).	1d	455,957
e	Reduction claimed for blockage or other factors reported on lines 1a and 1c (attach detailed explanation).	1e	0
2	Acquisition indebtedness applicable to line 1 assets.	2	
3	Subtract line 2 from line 1d.	3	455,957
4	Cash deemed held for charitable activities Enter 1 1/2% of line 3 (for greater amount, see page 25 of the instructions).	4	6,839
5	Net value of noncharitable-use assets. Subtract line 4 from line 3 Enter here and on Part V, line 4	5	449,118
6	Minimum investment return. Enter 5% of line 5.	6	22,456

Part XI

Distributable Amount (see page 25 of the instructions) (Section 4942(j)(3) and (j)(5) private operating foundations and certain foreign organizations check here ☒ and do not complete this part.)

1	Minimum investment return from Part X, line 6.	1	22,456
2a	Tax on investment income for 2010 from Part VI, line 5.	2a	308
b	Income tax for 2010 (This does not include the tax from Part VI).	2b	
c	Add lines 2a and 2b.	2c	308
3	Distributable amount before adjustments Subtract line 2c from line 1.	3	22,148
4	Recoveries of amounts treated as qualifying distributions.	4	
5	Add lines 3 and 4.	5	22,148
6	Deduction from distributable amount (see page 25 of the instructions).	6	
7	Distributable amount as adjusted Subtract line 6 from line 5 Enter here and on Part XIII, line 1.	7	22,148

Part XII

Qualifying Distributions (see page 25 of the instructions)

1	Amounts paid (including administrative expenses) to accomplish charitable, etc , purposes		
a	Expenses, contributions, gifts, etc —total from Part I, column (d), line 26.	1a	15,106
b	Program-related investments—total from Part IX-B.	1b	
2	Amounts paid to acquire assets used (or held for use) directly in carrying out charitable, etc , purposes.	2	
3	Amounts set aside for specific charitable projects that satisfy the		
a	Suitability test (prior IRS approval required).	3a	
b	Cash distribution test (attach the required schedule).	3b	
4	Qualifying distributions. Add lines 1a through 3b Enter here and on Part V, line 8, and Part XIII, line 4	4	15,106
5	Foundations that qualify under section 4940(e) for the reduced rate of tax on net investment income Enter 1% of Part I, line 27b (see page 26 of the instructions).	5	
6	Adjusted qualifying distributions. Subtract line 5 from line 4.	6	15,106
Note: The amount on line 6 will be used in Part V, column (b), in subsequent years when calculating whether the foundation qualifies for the section 4940(e) reduction of tax in those years			

Part XIII

Undistributed Income (see page 26 of the instructions)

	(a) Corpus	(b) Years prior to 2009	(c) 2009	(d) 2010
1	Distributable amount for 2010 from Part XI, line 7			
2	Undistributed income, if any, as of the end of 2010			
a	Enter amount for 2009 only. 12,832			
b	Total for prior years 20____, 20____, 20____			
3	Excess distributions carryover, if any, to 2010			
a	From 2005.			
b	From 2006.			
c	From 2007.			
d	From 2008.			
e	From 2009.			
f	Total of lines 3a through e.			
4	Qualifying distributions for 2010 from Part XII, line 4 ▶ \$ 15,106			
a	Applied to 2009, but not more than line 2a 12,832			
b	Applied to undistributed income of prior years (Election required—see page 26 of the instructions)			
c	Treated as distributions out of corpus (Election required—see page 26 of the instructions). . . 0			
d	Applied to 2010 distributable amount. 2,274			
e	Remaining amount distributed out of corpus			
5	Excess distributions carryover applied to 2010 (If an amount appears in column (d), the same amount must be shown in column (a).)			
6	Enter the net total of each column as indicated below:			
a	Corpus Add lines 3f, 4c, and 4e Subtract line 5			
b	Prior years' undistributed income Subtract line 4b from line 2b.			
c	Enter the amount of prior years' undistributed income for which a notice of deficiency has been issued, or on which the section 4942(a) tax has been previously assessed.			
d	Subtract line 6c from line 6b Taxable amount—see page 27 of the instructions. . .			
e	Undistributed income for 2009 Subtract line 4a from line 2a Taxable amount—see page 27 of the instructions.			
f	Undistributed income for 2010 Subtract lines 4d and 5 from line 1 This amount must be distributed in 2011. 19,874			
7	Amounts treated as distributions out of corpus to satisfy requirements imposed by section 170(b)(1)(F) or 4942(g)(3) (see page 27 of the instructions).			
8	Excess distributions carryover from 2005 not applied on line 5 or line 7 (see page 27 of the instructions).			
9	Excess distributions carryover to 2011. Subtract lines 7 and 8 from line 6a.			
10	Analysis of line 9			
a	Excess from 2006.			
b	Excess from 2007.			
c	Excess from 2008.			
d	Excess from 2009.			
e	Excess from 2010.			

Part XIVPrivate Operating Foundations (see page 27 of the instructions and Part VII-A, question 9)

1a

If the foundation has received a ruling or determination letter that it is a private operating foundation, and the ruling is effective for 2010, enter the date of the ruling.

b

Check box to indicate whether the organization is a private operating foundation described in section 4942(j)(3) or 4942(j)(5)

☐ 4942(j)(3) or ☐ 4942(j)(5)

2a	Enter the lesser of the adjusted net income from Part I or the minimum investment return from Part X for each year listed	Tax year	Prior 3 years			(e) Total
		(a) 2010	(b) 2009	(c) 2008	(d) 2007	
b	85% of line 2a					
c	Qualifying distributions from Part XII, line 4 for each year listed					
d	Amounts included in line 2c not used directly for active conduct of exempt activities					
e	Qualifying distributions made directly for active conduct of exempt activities. Subtract line 2d from line 2c					
3	Complete 3a, b, or c for the alternative test relied upon					
	a "Assets" alternative test—enter					
	(1) Value of all assets					
	(2) Value of assets qualifying under section 4942(j)(3)(B)(i)					
	b "Endowment" alternative test— enter 2/3 of minimum investment return shown in Part X, line 6 for each year listed.					
	c "Support" alternative test—enter					
	(1) Total support other than gross investment income (interest, dividends, rents, payments on securities loans (section 512(a)(5)), or royalties)					
	(2) Support from general public and 5 or more exempt organizations as provided in section 4942(j)(3)(B)(iii).					
(3) Largest amount of support from an exempt organization						
(4) Gross investment income						

Part XVSupplementary Information (Complete this part only if the organization had \$5,000 or more in assets at any time during the year—see page 27 of the instructions.)

1

Information Regarding Foundation Managers:

a

List any managers of the foundation who have contributed more than 2% of the total contributions received by the foundation before the close of any tax year (but only if they have contributed more than \$5,000) (See section 507(d)(2))

b

List any managers of the foundation who own 10% or more of the stock of a corporation (or an equally large portion of the ownership of a partnership or other entity) of which the foundation has a 10% or greater interest

2

Information Regarding Contribution, Grant, Gift, Loan, Scholarship, etc., Programs:

Check here ☒ if the foundation only makes contributions to preselected charitable organizations and does not accept unsolicited requests for funds. If the foundation makes gifts, grants, etc. (see page 28 of the instructions) to individuals or organizations under other conditions, complete items 2a, b, c, and d.

a

The name, address, and telephone number of the person to whom applications should be addressed

b

The form in which applications should be submitted and information and materials they should include

c

Any submission deadlines

d

Any restrictions or limitations on awards, such as by geographical areas, charitable fields, kinds of institutions, or other factors

Part XV **Supplementary Information** (continued)

3 Grants and Contributions Paid During the Year or Approved for Future Payment

Recipient	If recipient is an individual, show any relationship to any foundation manager or substantial contributor	Foundation status of recipient	Purpose of grant or contribution	Amount
Name and address (home or business)				
a <i>Paid during the year</i> LOYOLA SACRED HEART HS 300 EDITH MISSOULA, MT 59801	NONE	N/A	EDUCATIONAL - TUITION SCHOLARSHIPS	12,832
Total			3a	12,832
b <i>Approved for future payment</i>				
Total			3b	

Enter gross amounts unless otherwise indicated

Part XVI-B Relationship of Activities to the Accomplishment of Exempt Purposes

Form **990-PF** (2010)

Part XVII

Information Regarding Transfers To and Transactions and Relationships With Noncharitable Exempt Organizations

1

Did the organization directly or indirectly engage in any of the following with any other organization described in section 501(c) of the Code (other than section 501(c)(3) organizations) or in section 527, relating to political organizations?

a

Transfers from the reporting foundation to a noncharitable exempt organization of

1

Cash.

2

Other assets.

b

Other transactions

1

Sales of assets to a noncharitable exempt organization.

2

Purchases of assets from a noncharitable exempt organization.

3

Rental of facilities, equipment, or other assets.

4

Reimbursement arrangements.

5

Loans or loan guarantees.

6

Performance of services or membership or fundraising solicitations.

c

Sharing of facilities, equipment, mailing lists, other assets, or paid employees.

d

If the answer to any of the above is "Yes," complete the following schedule. Column (b) should always show the fair market value of the goods, other assets, or services given by the reporting foundation. If the foundation received less than fair market value in any transaction or sharing arrangement, show in column (d) the value of the goods, other assets, or services received.

1a(1)

1a(2)

1b(1)

1b(2)

1b(3)

1b(4)

1b(5)

1b(6)

1c

Yes

No

(a) Line No	(b) Amount involved	(c) Name of noncharitable exempt organization	(d) Description of transfers, transactions, and sharing arrangements

2a

Is the foundation directly or indirectly affiliated with, or related to, one or more tax-exempt organizations described in section 501(c) of the Code (other than section 501(c)(3)) or in section 527?

Yes

No

b

If "Yes," complete the following schedule.

(a) Name of organization	(b) Type of organization	(c) Description of relationship
--------------------------	--------------------------	---------------------------------

Sign Here

Under penalties of perjury, I declare that I have examined this return, including accompanying schedules and statements, and to the best of my knowledge and belief, it is true, correct, and complete. Declaration of preparer (other than taxpayer or fiduciary) is based on all information of which preparer has any knowledge.

2011-05-04

Signature of officer or trustee

Date

Title

Paid Preparer's Use Only

Preparer's Signature	PG	Date	Check if self-employed	PTIN
Firm's name	Hamilton Misfeldt & Company PC	Firm's EIN		
Firm's address	21 10th Street South Great Falls, MT 59401	Phone no	(406) 727-0888	

Form 990-PF (2010)

TY 2010 Accounting Fees Schedule

Name: MYLES FLOOD MEMORIAL FUND

EIN: 81-6093993

Software ID: 10000105

Software Version: 2010v3.2

Category	Amount	Net Investment Income	Adjusted Net Income	Disbursements for Charitable Purposes
ACCOUNTING FEES	550	0	0	0

**TY 2010 Investments Corporate
Bonds Schedule**

Name: MYLES FLOOD MEMORIAL FUND

EIN: 81-6093993

Software ID: 10000105

Software Version: 2010v3.2

Name of Bond	End of Year Book Value	End of Year Fair Market Value
FIXED INCOME	141,255	145,531

**TY 2010 Investments Corporate
Stock Schedule**

Name: MYLES FLOOD MEMORIAL FUND

EIN: 81-6093993

Software ID: 10000105

Software Version: 2010v3.2

Name of Stock	End of Year Book Value	End of Year Fair Market Value
COMMON STOCK	273,130	310,196

TY 2010 Taxes Schedule

Name: MYLES FLOOD MEMORIAL FUND

EIN: 81-6093993

Software ID: 10000105

Software Version: 2010v3.2

Category	Amount	Net Investment Income	Adjusted Net Income	Disbursements for Charitable Purposes
EXCISE TAX	118			

ACCOUNT # 3015096340
TAX ID 81-6093993
FROM 01/01/2010
TO 12/31/2010
FISCAL YEAR: 12/31

WEALTH MGMT PROCESSING CENTER
Gain and Loss Report
MYLES FLOOD MEMORIAL FUND FBO
LOYOLA SACRED HEART HIGH SCHOOL

PAGE 1
AS OF 01/27/2011
RUN JAN 27 2011

		GAIN AND LOSS DETAIL			
CUSIP #/ PROPERTY DESCRIPTION	DATE SOLD/ ACQUIRED	PROCEEDS OF SALE	COST	GAIN OR LOSS	COVERED
-----	-----	-----	----	-----	-----
SHORT TERM CAPITAL GAIN (LOSS)					

110 SHARES OF GAMESTOP CORP CLASS A	02/05/2010 05/21/2009	2,212.09	2,437.59	(225.50)	351
145 SHARES OF GAMESTOP CORP CLASS A	02/05/2010 12/02/2009	2,915.94	3,181.29	(265.35)	351
25000 UNITS OF FEDERAL HOME LOAN MORTGAGE CORP SERIES 1 NOTE DTD 09/25/2009 2% 09/25/2012-2010	03/25/2010 09/09/2009	25,000.00	25,000.00	0.00	310
35 SHARES OF ALLEGHENY TECHNOLOGIES INC	03/25/2010 10/15/2009	1,863.78	1,364.54	499.24	351
85 SHARES OF PLUM CREEK TIMBER CO INC (REIT)	04/05/2010 06/22/2009	3,358.62	2,419.58	939.04	351
10 SHARES OF PLUM CREEK TIMBER CO INC (REIT)	04/05/2010 07/28/2009	395.13	300.76	94.37	351
75 SHARES OF PLUM CREEK TIMBER CO INC (REIT)	04/16/2010 07/28/2009	2,979.16	2,255.73	723.43	351
20 SHARES OF CATERPILLAR INC	07/13/2010 02/04/2010	1,344.33	1,040.89	303.44	351
10 SHARES OF TRANSOCEAN LTD (ISIN #CH0048265513 SEDOL #B3KFWW1)	08/25/2010 02/25/2010	514.02	780.40	(266.38)	351
15 SHARES OF TRANSOCEAN LTD (ISIN #CH0048265513 SEDOL #B3KFWW1)	08/25/2010 04/29/2010	771.04	1,174.86	(403.82)	351
TOTAL SHORT TERM CAPITAL GAIN (LOSS)		41,354.11	39,955.64	1,398.47	

ACCOUNT # 3015096340
TAX ID 81-6093993
FROM 01/01/2010
TO 12/31/2010
FISCAL YEAR: 12/31

WEALTH MGMT PROCESSING CENTER
Gain and Loss Report
MYLES FLOOD MEMORIAL FUND FBO
LOYOLA SACRED HEART HIGH SCHOOL

PAGE 2
AS OF 01/27/2011
RUN JAN 27 2011

GAIN AND LOSS DETAIL					
CUSIP #/ PROPERTY DESCRIPTION	DATE SOLD/ ACQUIRED	PROCEEDS OF SALE	COST	GAIN OR LOSS	COVERED
-----	-----	-----	----	-----	-----
LONG TERM CAPITAL GAIN (LOSS)					

195 SHARES OF US BANCORP	01/04/2010 01/25/2006	4,417.96	5,696.32	(1,278.36)	351
30 SHARES OF US BANCORP	01/04/2010 06/06/2006	679.69	935.49	(255.80)	351
60 SHARES OF CISCO SYSTEMS INC	02/04/2010 04/05/2007	1,386.58	1,564.85	(178.27)	351
60 SHARES OF CISCO SYSTEMS INC	02/04/2010 05/09/2007	1,386.59	1,593.00	(206.41)	351
70 SHARES OF CISCO SYSTEMS INC	02/04/2010 06/07/2007	1,617.68	1,828.40	(210.72)	351
70 SHARES OF KELLOGG CO	02/12/2010 08/23/2006	3,660.41	3,455.20	205.21	351
40 SHARES OF CHEVRON CORP	02/25/2010 08/23/2006	2,854.86	2,632.00	222.86	351
50 SHARES OF KELLOGG CO	04/16/2010 08/23/2006	2,678.48	2,468.00	210.48	351
30 SHARES OF HALLIBURTON CO	04/29/2010 11/16/2007	939.48	1,109.96	(170.48)	351
45 SHARES OF HALLIBURTON CO	04/29/2010 09/24/2008	1,409.22	1,570.69	(161.47)	351
50 SHARES OF HALLIBURTON CO	04/29/2010 12/11/2008	1,565.80	875.93	689.87	351
10 SHARES OF BP PLC SPONS ADR (ISIN #US0556221044 SEDOL #2142621)	04/30/2010 12/07/2005	522.51	677.20	(154.69)	351

ACCOUNT # 3015096340
TAX ID 81-6093993
FROM 01/01/2010
TO 12/31/2010
FISCAL YEAR: 12/31

WEALTH MGMT PROCESSING CENTER
Gain and Loss Report
MYLES FLOOD MEMORIAL FUND FBO
LOYOLA SACRED HEART HIGH SCHOOL

PAGE 3
AS OF 01/27/2011
RUN JAN 27 2011

CUSIP #/ PROPERTY DESCRIPTION		DATE SOLD/ ACQUIRED	PROCEEDS OF SALE	COST	GAIN OR LOSS	COVERED
-----		-----	-----	----	-----	-----
LONG TERM CAPITAL GAIN (LOSS) - CONTINUED						

40 SHARES OF		04/30/2010				
BP PLC SPONS ADR (ISIN		06/07/2006	2,090.05	2,786.15	(696.10)	351
#US0556221044 SEDOL #2142621)						
30 SHARES OF		04/30/2010				
BP PLC SPONS ADR (ISIN		05/02/2007	1,567.54	2,031.58	(464.04)	351
#US0556221044 SEDOL #2142621)						
30 SHARES OF		04/30/2010				
BP PLC SPONS ADR (ISIN		08/14/2007	1,567.53	1,876.67	(309.14)	351
#US0556221044 SEDOL #2142621)						
15 SHARES OF		04/30/2010				
BP PLC SPONS ADR (ISIN		12/11/2008	783.77	726.30	57.47	351
#US0556221044 SEDOL #2142621)						
35 SHARES OF		05/03/2010				
VULCAN MATERIALS CO		09/12/2007	2,060.45	3,012.65	(952.20)	351
40 SHARES OF		05/12/2010				
ALLIANCE DATA SYSTEMS CORP COM		02/27/2009	3,114.93	1,187.10	1,927.83	351
60 SHARES OF		06/08/2010				
HJ HEINZ CO		08/23/2006	2,668.93	2,477.40	191.53	351
35 SHARES OF		06/08/2010				
PEPSICO INC		02/28/2006	2,179.11	2,071.57	107.54	351
10 SHARES OF		06/08/2010				
PEPSICO INC		06/07/2007	622.60	667.23	(44.63)	351
110 SHARES OF		06/10/2010				
PALL CORP COM		08/23/2006	3,929.91	2,920.50	1,009.41	351
85 SHARES OF		06/21/2010				
MICROCHIP TECHNOLOGY INC		10/31/2007	2,480.54	2,800.74	(320.20)	351

ACCOUNT # 3015096340
TAX ID 81-6093993
FROM 01/01/2010
TO 12/31/2010
FISCAL YEAR: 12/31

WEALTH MGMT PROCESSING CENTER
Gain and Loss Report
MYLES FLOOD MEMORIAL FUND FBO
LOYOLA SACRED HEART HIGH SCHOOL

PAGE 4
AS OF 01/27/2011
RUN JAN 27 2011

GAIN AND LOSS DETAIL					
CUSIP #/ PROPERTY DESCRIPTION	DATE SOLD/ ACQUIRED	PROCEEDS OF SALE	COST	GAIN OR LOSS	COVERED
-----	-----	-----	----	-----	-----
LONG TERM CAPITAL GAIN (LOSS) - CONTINUED					

95 SHARES OF MAXIM INTEGRATED PRODUCTS INC	06/22/2010 02/06/2007	1,727.39	2,998.46	(1,271.07)	351
20 SHARES OF NIKE INC CL B	06/23/2010 03/07/2006	1,437.94	843.28	594.66	351
60 SHARES OF EXXON MOBIL CORP	08/04/2010 11/28/2007	3,753.95	5,209.07	(1,455.12)	351
45 SHARES OF TRANSOCEAN LTD (ISIN #CH0048265513 SEDOL #B3KFWW1)	08/25/2010 01/08/2009	2,313.11	2,459.82	(146.71)	351
40 SHARES OF TRANSOCEAN LTD (ISIN #CH0048265513 SEDOL #B3KFWW1)	08/25/2010 01/29/2009	2,056.10	2,205.80	(149.70)	351
270 SHARES OF CHIMERA INVESTMENT CORPORATION	09/13/2010 02/05/2009	1,105.39	854.96	250.43	351
140 SHARES OF HALLIBURTON CO	09/23/2010 12/11/2008	4,440.42	2,452.59	1,987.83	351
30 SHARES OF PHILIP MORRIS INTERNATIONAL INC	10/08/2010 10/06/2008	1,700.96	1,375.97	324.99	351
70 SHARES OF BAXTER INTERNATIONAL INC	10/14/2010 08/23/2006	3,455.98	2,996.00	459.98	351
20 SHARES OF BAXTER INTERNATIONAL INC	10/14/2010 05/01/2009	987.42	980.70	6.72	351
105 SHARES OF CHIMERA INVESTMENT CORPORATION	10/25/2010 02/05/2009	450.87	332.48	118.39	351

ACCOUNT # 3015096340
TAX ID 81-6093993
FROM 01/01/2010
TO 12/31/2010
FISCAL YEAR: 12/31

WEALTH MGMT PROCESSING CENTER
Gain and Loss Report
MYLES FLOOD MEMORIAL FUND FBO
LOYOLA SACRED HEART HIGH SCHOOL

PAGE 5
AS OF 01/27/2011
RUN JAN 27 2011

CUSIP #/ PROPERTY DESCRIPTION -----	DATE SOLD/ ACQUIRED -----	PROCEEDS OF SALE -----	COST ----	GAIN OR LOSS -----	COVERED -----
LONG TERM CAPITAL GAIN (LOSS) - CONTINUED					
415 SHARES OF CHIMERA INVESTMENT CORPORATION	10/25/2010 03/04/2009	1,782.02	1,169.64	612.38	351
135 SHARES OF CHIMERA INVESTMENT CORPORATION	10/25/2010 04/16/2009	579.69	421.20	158.49	351
30 SHARES OF PHILIP MORRIS INTERNATIONAL INC	11/18/2010 10/06/2008	1,785.49	1,375.96	409.53	351
40 SHARES OF PALL CORP COM	11/18/2010 08/02/2007	1,776.24	1,584.55	191.69	351
40 SHARES OF AMERICA MOVIL SAB DE C.V. ADR SERIES L (ISIN #US02364W1053 SEDOL #2722670)	11/19/2010 03/19/2008	2,312.07	2,433.59	(121.52)	351
TOTAL LONG TERM CAPITAL GAIN (LOSS)				1,190.66	



Davidson Trust Co.
WEALTH MANAGEMENT

Account Summary Statement

ACCOUNT NUMBER 3015096340

STATEMENT PERIOD DECEMBER 01, 2010 THROUGH DECEMBER 31, 2010



HAMILTON, MISFELDT & COMPANY
ATTN: PAM GUSCHAUSKY
PO BOX 1605
GREAT FALLS, MT 59403

81-6093993

ACCOUNT NAME MYLES FLOOD MEMORIAL FUND FBO
LOYOLA SACRED HEART HIGH SCHOOL

ACCOUNT NUMBER 3015096340


ADMINISTRATIVE
OFFICER: KAREN BISHOP
406-268-3069/800-634-5526
KBISHOP@DADCO.COM

INVESTMENT PORTFOLIO SUMMARY

MARKET VALUE AS OF	12/01/2010	12/31/2010	% OF ACCOUNT
		<i>FMV</i>	<i>Cost</i>
CASH AND CASH EQUIVALENTS	29,577 69	29,223 55	29224 6 0%
EQUITY / STOCKS	289,231 45	310,195 74	273130 64 0%
FIXED INCOME - TAXABLE	147,285 30	145,531 35	141255 30 0%
Total	466,094 44	484,950 64	443609 100 0%

TAX EST

46
484997 *46*
443655



ACCOUNT ACTIVITY SUMMARY

	THIS PERIOD	YEAR TO DATE	REALIZED CAPITAL GAINS / LOSSES	
BEGINNING MARKET VALUE	466,094.44	463,833.29	THIS PERIOD	YEAR TO DATE
DIVIDEND INCOME	2,421 89	8,663 94	LONG TERM	9 39
TAXABLE INCOME	393 75	4,750 01	SHORT TERM	205 42
LT CAPITAL GAIN DISTRIBUTIONS	9 39	152 19	TOTAL GAINS / LOSSES	214.81
ST CAPITAL GAIN DISTRIBUTIONS	205 42	205 42		2,946 74
OTHER INCOME	102 95	1,271 76		
PYMTS TO/FOR BENEFICIARIES	0 00	12,832 00-		
DAVIDSON TRUST CO FEES	582 62-	6,821 86-		
WITHDRAWALS AND DISTRIBUTIONS	0 00	550 00-		
MATURITIES	0 00	25,000 00		
BUYS	2,904 92-	99,783 96-		
SALES	0 00	94,203 77		
MISCELLANEOUS	354 14	14,259 27-		
CHANGE IN MARKET VALUE	18,856 20	21,117 35		
ENDING MARKET VALUE	484,950.64	484,950.64		



Davidson Trust Co.
WEALTH MANAGEMENT

Account Summary Statement

PAGE 2

ACCOUNT NUMBER 3015096340

STATEMENT PERIOD DECEMBER 01, 2010 THROUGH DECEMBER 31, 2010

PRINCIPAL PORTFOLIO STATEMENT

81-6093993

DESCRIPTION	MARKET VALUE/ TAX COST	MARKET PRICE/ COST PRICE	ESTIMATED ANNUAL INCOME	CURRENT YIELD
CASH AND CASH EQUIVALENTS				
GOLDMAN SACHS PRIME OBLIGATIONS FUND	29,223 55 29,223 55	1 00 1 00	36 89	0 13
PRINCIPAL CASH	1,351 77 1,351 77			
TOTAL CASH AND CASH EQUIVALENTS	30,575 32 30,575 32		36 89	0.12

DESCRIPTION	TICKER	SHARES	MARKET VALUE/ TAX COST	MARKET PRICE/ COST PRICE	ESTIMATED ANNUAL INCOME	CURRENT YIELD
EQUITY / STOCKS						
CONSUMER DISCRETIONARY						
BLUE NILE INC COM	NILE	105 000	5,991 30 5,470 61	57 06 52 10		
CARNIVAL CORP	CCL	190 000	8,760 90 6,136 98	46 11 32 30	76 00	0 87
DISNEY WALT CO	DIS	95 000	3,563 45 2,693 86	37 51 28 36	38 00	1 07
MCGRAW-HILL COMPANIES INC	MHP	215 000	7,828 15 9,540 08	36 41 44 37	202 10	2 58
NIKE INC CL B	NKE	75 000	6,406 50 3,886 25	85 42 51 82	93 00	1 45
TOTAL CONSUMER DISCRETIONARY		SUB- TOTAL	32,550 30 27,727 78		409.10	1 26
CONSUMER STAPLES						
HJ HEINZ CO	HNZ	120 000	5,935 20 4,954 80	49 46 41 29	216 00	3 64
PEPSICO INC	PEP	125 000	8,166 25 8,023 57	65 33 64 19	240 00	2 94
PHILIP MORRIS INTERNATIONAL INC	PM	140 000	8,194 20 5,771 36	58 53 41 22	358 40	4 37
WAL-MART STORES INC	WMT	150 000	8,089 50 7,628 46	53 93 50 86	181 50	2 24
TOTAL CONSUMER STAPLES		SUB- TOTAL	30,385.15 26,378.19		995 90	3.28
ENERGY						
CHEVRON CORP	CVX	130 000	11,862 50 9,712 59	91 25 74 71	374 40	3 16
EXXON MOBIL CORP	XOM	65 000	4,752 80 5,418 23	73 12 83 36	114 40	2 41



Davidson Trust Co.
WEALTH MANAGEMENT

Account Summary Statement

PAGE 3

ACCOUNT NUMBER 3015096340

STATEMENT PERIOD DECEMBER 01, 2010 THROUGH DECEMBER 31, 2010

PRINCIPAL PORTFOLIO STATEMENT (CONTINUED)

81-6093993

DESCRIPTION	TICKER	SHARES	MARKET VALUE/ TAX COST	MARKET PRICE/ COST PRICE	ESTIMATED ANNUAL INCOME	CURRENT YIELD
ENERGY						
PRIDE INTERNATIONAL INC	PDE	255 000	8,415 00 6,299 43	33 00 24 70		
SCHLUMBERGER LIMITED	SLB	115 000	9,602 50 6,679 16	83 50 58 08	96 60	1 01
TOTAL ENERGY		SUB- TOTAL	34,632 80 28,109 41		585.40	1 69
FINANCIALS						
BANK OF NEW YORK MELLON CORP	BK	345 000	10,419 00 9,263 87	30 20 26 85	124 20	1 19
CHIMERA INVESTMENT CORPORATION	CIM	1,300 000	5,343 00 4,503 46	4 11 3 46	884 00	16 55
JP MORGAN CHASE & CO	JPM	285 000	12,089 70 10,214 63	42 42 35 84	57 00	0 47
OPTIONSXPRESS HOLDINGS INC	OXPS	345 000	5,406 15 5,529 48	15 67 16 03		
WELLS FARGO & COMPANY	WFC	410 000	12,705 90 12,190 99	30 99 29 73	82 00	0 65
WILLIS GROUP HOLDINGS PLC (ISIN #IE00B4XGY116 SEDOL #B4XGY11)	WSH	85 000	2,943 55 2,904 92	34 63 34 18	88 40	3 00
TOTAL FINANCIALS		SUB- TOTAL	48,907 30 44,607 35		1,235 60	2 53
HEALTH CARE						
ABBOTT LABORATORIES	ABT	115 000	5,509 65 5,996 90	47 91 52 15	202 40	3 67
AMGEN INC	AMGN	100 000	5,490 00 5,876 43	54 90 58 76		
BAXTER INTERNATIONAL INC	BAX	140 000	7,086 80 6,581 42	50 62 47 01	173 60	2 45
JOHNSON AND JOHNSON	JNJ	160 000	9,896 00 9,618 35	61 85 60 11	345 60	3 49
PFIZER INC	PFE	448 000	7,844 48 10,292 52	17 51 22 97	358 40	4 57
TOTAL HEALTH CARE		SUB- TOTAL	35,826.93 38,365 62		1,080.00	3 01
INDUSTRIAL						
CATERPILLAR INC	CAT	80 000	7,492 80 4,208 32	93 66 52 60	140 80	1 88
GENERAL ELECTRIC CO	GE	400 000	7,316 00 10,956 94	18 29 27 39	224 00	3 06



Davidson Trust Co.
WEALTH MANAGEMENT

Account Summary Statement

PAGE 4

ACCOUNT NUMBER 3015096340

STATEMENT PERIOD DECEMBER 01, 2010 THROUGH DECEMBER 31, 2010

PRINCIPAL PORTFOLIO STATEMENT (CONTINUED)

81-6093993

DESCRIPTION	TICKER	SHARES	MARKET VALUE/ TAX COST	MARKET PRICE/ COST PRICE	ESTIMATED ANNUAL INCOME	CURRENT YIELD
INDUSTRIAL						
PALL CORP COM	PLL	125 000	6,197 50 4,067 54	49 58 32 54	80 00	1 29
RAYTHEON COMPANY	RTN	155 000	7,182 70 7,293 34	46 34 47 05	232 50	3 24
UNITED PARCEL SERVICE CL B	UPS	140 000	10,161 20 9,813 36	72 58 70 10	263 20	2 59
TOTAL INDUSTRIAL		SUB-TOTAL	38,350 20 36,339 50		940 50	2 45
INFORMATION TECHNOLOGY						
ALLIANCE DATA SYSTEMS CORP COM	ADS	110 000	7,813 30 3,462 46	71 03 31 48		
GOOGLE INC CLASS A	GOOG	23 000	13,661 31 8,487 14	593 97 369 01		
INTEL CORP	INTC	330 000	6,939 90 6,449 68	21 03 19 54	207 90	3 00
MAXIM INTEGRATED PRODUCTS INC	MXIM	300 000	7,086 00 7,693 72	23 62 25 65	252 00	3 56
MICROSOFT CORP	MSFT	415 000	11,582 65 10,430 26	27 91 25 13	265 60	2 29
MICROCHIP TECHNOLOGY INC	MCHP	185 000	6,328 85 5,063 30	34 21 27 37	255 30	4 03
ORACLE CORP	ORCL	245 000	7,668 50 3,800 42	31 30 15 51	49 00	0 64
TOTAL INFORMATION TECHNOLOGY		SUB-TOTAL	61,080 51 45,386.98		1,029 80	1 69
MATERIALS						
ALLEGHENY TECHNOLOGIES INC	ATI	160 000	8,828 80 5,627 88	55 18 35 17	115 20	1 30
VULCAN MATERIALS CO	VMC	110 000	4,879 60 5,318 58	44 36 48 35	110 00	2 25
TOTAL MATERIALS		SUB-TOTAL	13,708.40 10,946.46		225.20	1 64
TELECOMMUNICATION SERVICES						
AMERICA MOVIL SAB DE C V ADR SERIES L (ISIN #US02364W1053 SEDOL #2722670)	AMX	100 000	5,734 00 5,225 57	57 34 52 26	51 00	0 89
TOTAL TELECOMMUNICATION SERVICES		SUB-TOTAL	5,734 00 5,225 57		51.00	0 89
UTILITIES						
MDU RESOURCES GROUP INC	MDU	445 000	9,020 15 10,043 60	20 27 22 57	289 25	3 21
TOTAL UTILITIES		SUB-TOTAL	9,020.15 10,043.60		289.25	3.21



Davidson Trust Co.
WEALTH MANAGEMENT

Account Summary Statement

PAGE 5

ACCOUNT NUMBER 3015096340


STATEMENT PERIOD DECEMBER 01, 2010 THROUGH DECEMBER 31, 2010

PRINCIPAL PORTFOLIO STATEMENT (CONTINUED)

81-6093993

DESCRIPTION	TICKER	SHARES	MARKET VALUE/ TAX COST	MARKET PRICE/ COST PRICE	ESTIMATED ANNUAL INCOME	CURRENT YIELD
EQUITY / STOCKS						
TOTAL EQUITY / STOCKS			310,195.74 273,130.46		6,841.75	2.21

BOND QUALITY SUMMARY



S & P QUALITY RATING	MARKET VALUE	PERCENT
AAA	87,708.55	60.3%
BBB+	22,356.60	15.3%
NOT RATED	35,466.20	24.4%
Total	145,531.35	100.0%

DESCRIPTION	RATING	PAR VALUE	MARKET VALUE/ TAX COST	MARKET PRICE/ COST PRICE	ESTIMATED ANNUAL INCOME	YIELD CURRENT/ MATURITY
FIXED INCOME - TAXABLE						
FEDERAL HOME LOAN BANK BOND SER 467 DTD 05/27/2004 5.25% 06/18/2014	AAA	15,000.00	17,025.90 15,190.34	113.51 101.27	787.50	4.63 1.25
FEDERAL NATIONAL MORTGAGE ASSN NOTE DTD 04/21/2006 5.125% 04/15/2011	AAA	45,000.00	45,635.40 45,229.95	101.41 100.51	2,306.25	5.05 0.13
FEDERAL NATIONAL MORTGAGE ASSN NOTE DTD 04/08/2010 (STEP CPN) 1.25% 04/08/2013-2011	AAA	25,000.00	25,047.25 24,975.00	100.19 99.90	312.50	1.25
ISHARES BARCLAYS US TREASURY INFLATION PROTECTED SECURITIES FUND (ETF)		85.000	9,139.20 8,636.84	107.52 101.61	228.91	2.50
ISHARES BARCLAYS MBS BOND FUND (ETF)		80.000	8,446.40 8,505.60	105.58 106.32	298.72	3.54
ISHARES BARCLAYS INTERMEDIATE CREDIT BOND FUND ETF		170.000	17,880.60 17,411.25	105.18 102.42	743.92	4.16
STARBUCKS CORP SR UNSECURED DTD 08/23/2007 6.25% 08/15/2017	BBB+	20,000.00	22,356.60 21,305.60	111.78 106.53	1,250.00	5.59 4.23
TOTAL FIXED INCOME - TAXABLE			145,531.35 141,254.58		5,927.80	4.07



Davidson Trust Co.
WEALTH MANAGEMENT

Account Summary Statement

PAGE 6

ACCOUNT NUMBER 3015096340

STATEMENT PERIOD DECEMBER 01, 2010 THROUGH DECEMBER 31, 2010

PRINCIPAL PORTFOLIO STATEMENT (CONTINUED)

81-6093993

DESCRIPTION	RATING	PAR VALUE	MARKET VALUE/ TAX COST	MARKET PRICE/ COST PRICE	ESTIMATED ANNUAL INCOME	YIELD CURRENT/ MATURITY
TOTAL PRINCIPAL ASSETS			486,302.41 444,960.36		12,806.44	2.63

INCOME PORTFOLIO STATEMENT

DESCRIPTION	MARKET VALUE/ TAX COST	MARKET PRICE/ COST PRICE	ESTIMATED ANNUAL INCOME	CURRENT YIELD
CASH AND CASH EQUIVALENTS				
INCOME CASH	1,351.77- 1,351.77-			
TOTAL CASH AND CASH EQUIVALENTS	1,351.77- 1,351.77-		0.00	0.00
TOTAL INCOME ASSETS	1,351.77- 1,351.77-		0.00	0.00

TRANSACTION STATEMENT

DATE	DESCRIPTION	PRINCIPAL CASH	INCOME CASH	COST	GAIN / LOSS
BEGINNING BALANCE		4,184.47	4,184.47-	441,057.81	
DIVIDEND INCOME					
12/01/10	DIVIDEND ON 340 SHS WELLS FARGO & COMPANY AT 0.05 PER SHARE PAYABLE 12/01/2010 EX DATE 11/03/2010		17.00		
12/01/10	DIVIDEND ON 330 SHS INTEL CORP AT 1575 PER SHARE PAYABLE 12/01/2010 EX DATE 11/03/2010		51.97		
12/01/10	DIVIDEND ON 448 SHS PFIZER INC AT 0.18 PER SHARE PAYABLE 12/01/2010 EX DATE 11/04/2010		80.64		
12/01/10	DIVIDEND ON 140 SHS UNITED PARCEL SERVICE CL B AT 0.47 PER SHARE PAYABLE 12/01/2010 EX DATE 11/10/2010		65.80		
12/01/10	DIVIDEND ON 140 SHS AMERICA MOVIL SAB DE CV ADR SERIES L (ISIN #US02364W1053 SEDOL #2722670) AT 25974 PER SHARE PAYABLE 12/01/2010 EX DATE 11/16/2010		36.36		



Davidson Trust Co.
WEALTH MANAGEMENT

Account Summary Statement

STATEMENT PERIOD DEC 01, 2009 THROUGH DEC 31, 2009



HAMILTON, MISFELDT & COMPANY
ATTN: PAM GUSCHAUSKY
PO BOX 1605
GREAT FALLS, MT 59403

81-6093993


ACCOUNT NAME: MYLES FLOOD MEMORIAL FUND FBO
LOYOLA SACRED HEART HIGH SCHOOL

ACCOUNT NUMBER: 3015096340

ADMINISTRATIVE
OFFICER: KAREN BISHOP
406-268-3069/800-634-5526
KBISHOP@DADCO.COM

INVESTMENT PORTFOLIO SUMMARY

MARKET VALUE AS OF	12/01/2009	12/31/2009	% OF ACCOUNT
		<i>Fmv</i>	<i>Cost</i>
CASH AND CASH EQUIVALENTS	24,829.19	14,964.28	14964 3 2%
EQUITY / STOCKS	288,360.06	303,725.11	289936 65 5%
FIXED INCOME - TAXABLE	147,196.70	145,143.90	141280 31 3%
Total	460,385.95	463,833.29	100 0%
	<i>Tax Estimate</i>	<i>164.00</i>	<i>164.00</i>
	<i>Div Adj</i>	<i>(21.00)</i>	<i>(21.00)</i>
		<i>463976</i>	<i>446323</i>



ACCOUNT ACTIVITY SUMMARY

	THIS PERIOD	YEAR TO DATE	REALIZED CAPITAL GAINS / LOSSES	
BEGINNING MARKET VALUE	460,385.95	416,961.39	THIS PERIOD	YEAR TO DATE
DIVIDEND INCOME	1,002.81	8,151.72	LONG TERM	0.00 24,719.61-
TAXABLE INCOME	393.75	5,375.24	SHORT TERM	0.00 1,837.53
ST CAPITAL GAIN DISTRIBUTIONS	0.00	4.14	TOTAL GAINS / LOSSES	0.00 22,882.08-
OTHER INCOME	113.06	512.72		
CASH DEPOSITS	141.62	141.62		
PYMTS TO/FOR BENEFICIARIES	4,690.62-	16,068.45-		
DAVIDSON TRUST CO FEES	575.48-	6,231.60-		
WITHDRAWALS AND DISTRIBUTIONS	0.00	611.05-		
MATURITIES	0.00	75,000.00		
BUYS	6,250.05-	149,041.30-		
SALES	0.00	86,192.43		
MISCELLANEOUS	9,864.91	3,425.47-		
CHANGE IN MARKET VALUE	3,447.34	46,871.90		
ENDING MARKET VALUE	463,833.29	463,833.29		



Davidson Trust Co.
WEALTH MANAGEMENT

Account Summary Statement

PAGE 2

STATEMENT PERIOD DEC 01, 2009 THROUGH DEC 31, 2009

PRINCIPAL PORTFOLIO STATEMENT

Myles Flood FOM 81-609393

DESCRIPTION	MARKET VALUE/ TAX COST	MARKET PRICE/ COST PRICE	ESTIMATED ANNUAL INCOME	CURRENT YIELD
CASH AND CASH EQUIVALENTS				
GOLDMAN SACHS PRIME OBLIGATIONS FUND	14,964.28 14,964.28	1.00 1.00	180.23	1.20
TOTAL CASH AND CASH EQUIVALENTS	14,964.28 14,964.28		180.23	1.20

DESCRIPTION	TICKER	SHARES	MARKET VALUE/ TAX COST	MARKET PRICE/ COST PRICE	ESTIMATED ANNUAL INCOME	CURRENT YIELD
EQUITY / STOCKS						
CONSUMER DISCRETIONARY						
DISNEY WALT CO	DIS	95.000	3,063.75 2,693.86	32.25 28.36	33.25	1.09
GAMESTOP CORP CLASS A	GME	255.000	5,594.70 5,618.88	21.94 22.03		
MCGRAW-HILL COMPANIES INC	MHP	215.000	7,204.65 9,540.08	33.51 44.37	193.50	2.69
NIKE INC CL B	NKE	95.000	6,276.65 4,729.53	66.07 49.78	102.60	1.63
TOTAL CONSUMER DISCRETIONARY		SUB-TOTAL	22,139.75 22,582.35		329.35	1.49

CONSUMER STAPLES						
HJ HEINZ CO	HNZ	180.000	7,696.80 7,432.20	42.76 41.29	302.40	3.93
KELLOGG CO	K	120.000	6,384.00 5,923.20	53.20 49.36	180.00	2.82
PEPSICO INC	PEP	170.000	10,336.00 10,762.37	60.80 63.31	306.00	2.96
PHILIP MORRIS INTERNATIONAL INC	PM	190.000	9,156.10 8,015.39	48.19 42.19	440.80	4.81
TOTAL CONSUMER STAPLES		SUB-TOTAL	33,572.90 32,133.16		1,229.20	3.66

ENERGY						
BP PLC SPONS ADR (ISIN #US0556221044 SEDOL #2142621)	BP	125.000	7,246.25 8,097.90	57.97 64.78	420.00	5.80
CHEVRON CORP	CVX	125.000	9,623.75 8,627.46	76.99 69.02	340.00	3.53
EXXON MOBIL CORP	XOM	125.000	8,523.75 10,627.30	68.19 85.02	210.00	2.46
HALLIBURTON CO	HAL	265.000	7,973.85 6,009.17	30.09 22.68	95.40	1.20



Davidson Trust Co.
WEALTH MANAGEMENT

Account Summary Statement

PAGE 3

STATEMENT PERIOD DEC 01, 2009 THROUGH DEC 31, 2009

PRINCIPAL PORTFOLIO STATEMENT (CONTINUED)

Myles Flood FDN 81-6093993

DESCRIPTION	TICKER	SHARES	MARKET VALUE/ TAX COST	MARKET PRICE/ COST PRICE	ESTIMATED ANNUAL INCOME	CURRENT YIELD
ENERGY						
TRANSOCEAN LTD (ISIN #CH0048265513 SEDOL #B3KFWW1)	RIG	85 000	7,038 00 4,665 62	82 80 54 89		
TOTAL ENERGY		SUB- TOTAL	40,405.60 38,027.45		1,065.40	2.64
FINANCIALS						
BANK OF NEW YORK MELLON CORP	BK	345 000	9,649 65 9,263 87	27 97 26 85	124 20	1 29
CHIMERA INVESTMENT CORPORATION	CIM	1,505 000	5,839 40 4,587 88	3 88 3 05	1,023 40	17 53
JP MORGAN CHASE & CO	JPM	205 000	8,542 35 6,820 75	41 67 33 27	41 00	0 48
PLUM CREEK TIMBER CO INC (REIT)	PCL	170 000	6,419 20 4,976.07	37 76 29 27	285 60	4 45
US BANCORP	USB	225 000	5,064 75 6,631 81	22 51 29 47	45 00	0 89
WELLS FARGO & COMPANY	WFC	265 000	7,152 35 7,847 22	26 99 29 61	53 00	0 74
TOTAL FINANCIALS		SUB- TOTAL	42,667.70 40,127.60		1,572.20	3.68
HEALTH CARE						
AMGEN INC	AMGN	100 000	5,657 00 5,876 43	56 57 58 76		
BAXTER INTERNATIONAL INC	BAX	185 000	10,855 80 8,725 03	58 68 47 16	214 60	1 98
JOHNSON AND JOHNSON	JNJ	160 000	10,305 60 9,618 35	64 41 60 11	313 60	3 04
PFIZER INC	PFE	448 000	8,149 12 10,292 52	18 19 22 97	322 56	3 96
TOTAL HEALTH CARE		SUB- TOTAL	34,967.52 34,512.33		850.76	2.43
INDUSTRIAL						
GENERAL ELECTRIC CO	GE	365 000	5,522 45 10,406 76	15 13 28 51	146 00	2 64
PALL CORP COM	PLL	275 000	9,955 00 8,572 59	36 20 31 17	159 50	1 60
RAYTHEON COMPANY	RTN	155 000	7,985 60 7,293 34	51 52 47 05	192 20	2 41
UNITED PARCEL SERVICE CL B	UPS	140 000	8,031 80 9,813 36	57 37 70 10	252 00	3 14
TOTAL INDUSTRIAL		SUB- TOTAL	31,494.85 36,086.05		749.70	2.38

Account Summary Statement

PAGE 4



Davidson Trust Co.
WEALTH MANAGEMENT

STATEMENT PERIOD: DEC 01, 2009 THROUGH DEC 31, 2009

PRINCIPAL PORTFOLIO STATEMENT (CONTINUED)

Myles Flood FDN 81-6093993

DESCRIPTION	TICKER	SHARES	MARKET VALUE/ TAX COST	MARKET PRICE/ COST PRICE	ESTIMATED ANNUAL INCOME	CURRENT YIELD
INFORMATION TECHNOLOGY						
ALLIANCE DATA SYSTEMS CORP COM	ADS	150 000	9,688 50 4,649 56	64 59 31 00		
CISCO SYSTEMS INC	CSCO	190 000	4,548 60 4,986 25	23 94 26 24		
GOOGLE INC CLASS A	GOOG	23 000	14,259 54 8,487 14	619 98 369 01		
INTEL CORP	INTC	330 000	6,732 00 6,449 68	20 40 19 54	184 80	2 75
MAXIM INTEGRATED PRODUCTS INC	MXIM	365 000	7,416 80 10,170 96	20 32 27 87	292 00	3 94
MICROSOFT CORP	MSFT	415 000	12,649 20 10,430 26	30 48 25 13	215 80	1 71
MICROCHIP TECHNOLOGY INC	MCHP	250 000	7,262 50 7,344 58	29 05 29 38	340 00	4 68
ORACLE CORP	ORCL	245 000	6,009 85 3,800 42	24 53 15 51	49 00	0 82
TOTAL INFORMATION TECHNOLOGY		SUB-TOTAL	68,566.99 56,318.85		1,081.60	1.58
MATERIALS						
ALLEGHENY TECHNOLOGIES INC	ATI	195 000	8,730 15 6,992 42	44 77 35 86	140 40	1 61
VULCAN MATERIALS CO	VMC	145 000	7,637 15 8,331 23	52 67 57 46	145 00	1 90
TOTAL MATERIALS		SUB-TOTAL	16,367.30 15,323.65		285.40	1.74
TELECOMMUNICATION SERVICES						
AMERICA MOVIL SAB DE C V ADR SERIES L (ISIN #US02364W1053 SEDOL #2722670)	AMX	125 000	5,872 50 6,943 95	46 98 55 55	56 75	0 97
TOTAL TELECOMMUNICATION SERVICES		SUB-TOTAL	5,872.50 6,943.95		56.75	0.97
UTILITIES						
MDU RESOURCES GROUP INC	MDU	325 000	7,670 00 7,880 75	23 60 24 25	204 75	2 67
TOTAL UTILITIES		SUB-TOTAL	7,670 00 7,880.75		204.75	2.67
TOTAL EQUITY / STOCKS			303,725.11 289,936.14		7,425 11	2.44



Davidson Trust Co.
WEALTH MANAGEMENT


Account Summary Statement

PAGE 5

STATEMENT PERIOD DEC 01, 2009 THROUGH DEC 31, 2009

PRINCIPAL PORTFOLIO STATEMENT (CONTINUED) *Myles Flood FDN 85609393*

BOND QUALITY SUMMARY



S & P QUALITY RATING	MARKET VALUE	PERCENT
AAA	89,220.10	61.5%
BBB	21,153.20	14.6%
NOT RATED	34,770.60	23.9%
Total	145,143.90	100.0%

DESCRIPTION	RATING	PAR VALUE	MARKET VALUE/ TAX COST	MARKET PRICE/ COST PRICE	ESTIMATED ANNUAL INCOME	YIELD CURRENT/ MATURITY
FIXED INCOME - TAXABLE						
FEDERAL HOME LOAN MORTGAGE CORP SERIES 1 NOTE DTD 09/25/2009 2% 09/25/2012-2010	AAA	25,000.000	25,024.75 25,000.00	100.10 100.00	500.00	2.00 1.92
FEDERAL HOME LOAN BANK BOND SER 467 DTD 05/27/2004 5.25% 06/18/2014	AAA	15,000.000	16,664.10 15,190.34	111.09 101.27	787.50	4.73 2.46
FEDERAL NATIONAL MORTGAGE ASSN NOTE DTD 04/21/2006 5.125% 04/15/2011	AAA	45,000.000	47,531.25 45,229.95	105.63 100.51	2,306.25	4.85 0.60
ISHARES BARCLAYS US TREASURY INFLATION PROTECTED SECURITIES FUND (ETF)		85.000	8,831.50 8,636.84	103.90 101.61	343.57	3.89
ISHARES BARCLAYS MBS BOND FUND (ETF)		80.000	8,478.40 8,505.60	105.98 106.32	298.40	3.52
ISHARES BARCLAYS INTERMEDIATE CREDIT BOND FUND ETF		170.000	17,460.70 17,411.25	102.71 102.42	825.69	4.73
STARBUCKS CORP SR UNSECURED DTD 08/23/2007 6.25% 08/15/2017	BBB	20,000.000	21,153.20 21,305.60	105.77 106.53	1,250.00	5.91 5.22
TOTAL FIXED INCOME - TAXABLE			145,143.90 141,279.58		6,311.41	4.35
TOTAL PRINCIPAL ASSETS			463,833.29 446,180.00		13,916.75	3.00