



See a Social Security Number? Say Something!  
Report Privacy Problems to <https://public.resource.org/privacy>  
Or call the IRS Identity Theft Hotline at 1-800-908-4490



**Return of Private Foundation  
or Section 4947(a)(1) Nonexempt Charitable Trust  
Treated as a Private Foundation**

**2010**

Department of the Treasury  
Internal Revenue Service

*Note.* The foundation may be able to use a copy of this return to satisfy state reporting requirements

For calendar year 2010, or tax year beginning \_\_\_\_\_, and ending \_\_\_\_\_

G Check all that apply:  Initial return,  Amended return,  Initial return of a former public charity,  Address change,  Final return,  Name change

Name of foundation <b>THE VERNON K. WILLBORG CHARITABLE TRUST</b>		A Employer identification number <b>76-6158087</b>
Number and street (or P O box number if mail is not delivered to street address) <b>6750 WEST LOOP SOUTH</b>	Room/suite <b>140</b>	B Telephone number <b>713-880-5500</b>
City or town, state, and ZIP code <b>BELLAIRE, TX 77401</b>		C If exemption application is pending, check here <input type="checkbox"/>
H Check type of organization: <input type="checkbox"/> Section 501(c)(3) exempt private foundation <input checked="" type="checkbox"/> Section 4947(a)(1) nonexempt charitable trust <input type="checkbox"/> Other taxable private foundation		D 1. Foreign organizations, check here <input type="checkbox"/> 2. Foreign organizations meeting the 85% test, check here and attach computation <input type="checkbox"/>
I Fair market value of all assets at end of year (from Part II, col. (c), line 16) \$ <b>1,027,872.</b>	J Accounting method: <input checked="" type="checkbox"/> Cash <input type="checkbox"/> Accrual <input type="checkbox"/> Other (specify) _____	E If private foundation status was terminated under section 507(b)(1)(A), check here <input type="checkbox"/>
		F If the foundation is in a 60-month termination under section 507(b)(1)(B), check here <input type="checkbox"/>

Part I Analysis of Revenue and Expenses <small>(The total of amounts in columns (b), (c), and (d) may not necessarily equal the amounts in column (a))</small>	(a) Revenue and expenses per books	(b) Net investment income	(c) Adjusted net income	(d) Disbursements for charitable purposes (cash basis only)
1 Contributions, gifts, grants, etc., received				
2 Check <input checked="" type="checkbox"/> if the foundation is not required to attach Sch B				
3 Interest on savings and temporary cash investments	2,705.	2,705.	2,705.	STATEMENT 1
4 Dividends and interest from securities	11,786.	11,786.	11,786.	STATEMENT 2
5a Gross rents	18,388.	18,388.	18,388.	STATEMENT 3
b Net rental income or (loss) <b>15,524.</b>				STATEMENT 4
6a Net gain or (loss) from sale of assets not on line 10	<14,055.>			
b Gross sales price for all assets on line 6a <b>210,540.</b>				
7 Capital gain net income (from Part IV, line 2)		0.		
8 Net short-term capital gain			0.	
9 Income modifications				
10a Gross sales less returns and allowances				
b Less Cost of goods sold				
c Gross profit or (loss)				
11 Other income	20.	20.	20.	STATEMENT 5
12 Total. Add lines 1 through 11	18,844.	32,899.	32,899.	
13 Compensation of officers, directors, trustees, etc	0.	0.	0.	0.
14 Other employee salaries and wages				
15 Pension plans, employee benefits				
16a Legal fees <b>STMT 6</b>	32,450.	17,000.	17,000.	0.
b Accounting fees <b>STMT 7</b>	6,225.	6,225.	6,225.	0.
c Other professional fees <b>STMT 8</b>	9,420.	9,420.	9,420.	0.
17 Interest				
18 Taxes <b>STMT 9</b>	3,211.	3,211.	3,211.	0.
19 Depreciation and depletion				
20 Occupancy				
21 Travel, conferences, and meetings				
22 Printing and publications				
23 Other expenses <b>STMT 10</b>	412.	0.	0.	0.
24 Total operating and administrative expenses. Add lines 13 through 23	51,718.	35,856.	35,856.	0.
25 Contributions, gifts, grants paid	2,000.			2,000.
26 Total expenses and disbursements. Add lines 24 and 25	53,718.	35,856.	35,856.	2,000.
27 Subtract line 26 from line 12				
a Excess of revenue over expenses and disbursements	<34,874.>	+		
b Net investment income (if negative, enter -0-)		0.		
c Adjusted net income (if negative, enter -0-)			0.	

RECEIVED NOV 11 2011  
 COGNITIVE

25

Part II Balance Sheets		Attached schedules and amounts in the description column should be for end-of-year amounts only		Beginning of year	End of year	
		(a) Book Value	(b) Book Value	(c) Fair Market Value		
Assets	1	Cash - non-interest-bearing		126,073.	125,085.	125,085.
	2	Savings and temporary cash investments				
	3	Accounts receivable ▶				
		Less allowance for doubtful accounts ▶				
	4	Pledges receivable ▶				
		Less allowance for doubtful accounts ▶				
	5	Grants receivable				
	6	Receivables due from officers, directors, trustees, and other disqualified persons				
	7	Other notes and loans receivable ▶	109,983.			
		Less allowance for doubtful accounts ▶	0.	113,545.	109,983.	109,983.
	8	Inventories for sale or use				
	9	Prepaid expenses and deferred charges				
	10a	Investments - U S and state government obligations				
	b	Investments - corporate stock	STMT 12	344,979.	510,977.	510,977.
	c	Investments - corporate bonds				
11	Investments - land, buildings, and equipment basis ▶	281,827.				
	Less accumulated depreciation ▶		281,827.	281,827.	281,827.	
12	Investments - mortgage loans					
13	Investments - other					
14	Land, buildings, and equipment, basis ▶					
	Less accumulated depreciation ▶					
15	Other assets (describe ▶)					
16	<b>Total assets (to be completed by all filers)</b>		866,424.	1,027,872.	1,027,872.	
Liabilities	17	Accounts payable and accrued expenses				
	18	Grants payable				
	19	Deferred revenue				
	20	Loans from officers, directors, trustees, and other disqualified persons				
	21	Mortgages and other notes payable		23,139.	23,139.	
	22	Other liabilities (describe ▶)				
23	<b>Total liabilities (add lines 17 through 22)</b>		23,139.	23,139.		
Net Assets or Fund Balances	Foundations that follow SFAS 117, check here ▶ <input type="checkbox"/>					
	and complete lines 24 through 26 and lines 30 and 31.					
	24	Unrestricted				
	25	Temporarily restricted				
	26	Permanently restricted				
	Foundations that do not follow SFAS 117, check here ▶ <input checked="" type="checkbox"/>					
	and complete lines 27 through 31					
27	Capital stock, trust principal, or current funds		0.	0.		
28	Paid-in or capital surplus, or land, bldg, and equipment fund		0.	0.		
29	Retained earnings, accumulated income, endowment, or other funds		843,285.	1,004,733.		
30	<b>Total net assets or fund balances</b>		843,285.	1,004,733.		
31	<b>Total liabilities and net assets/fund balances</b>		866,424.	1,027,872.		

Part III Analysis of Changes in Net Assets or Fund Balances

1	Total net assets or fund balances at beginning of year - Part II, column (a), line 30 (must agree with end-of-year figure reported on prior year's return)	1	843,285.
2	Enter amount from Part I, line 27a	2	<34,874.>
3	Other increases not included in line 2 (itemize) ▶ SEE STATEMENT 11	3	196,322.
4	Add lines 1, 2, and 3	4	1,004,733.
5	Decreases not included in line 2 (itemize) ▶	5	0.
6	<b>Total net assets or fund balances at end of year (line 4 minus line 5) - Part II, column (b), line 30</b>	6	<b>1,004,733.</b>

**Part IV Capital Gains and Losses for Tax on Investment Income**

(a) List and describe the kind(s) of property sold (e.g., real estate, 2-story brick warehouse, or common stock, 200 shs MLC Co)	(b) How acquired P - Purchase D - Donation	(c) Date acquired (mo, day, yr)	(d) Date sold (mo, day, yr)
<b>1a SEE REALIZED GAIN (LOSS) STATEMENT - VSR</b>			
<b>b FINANCIAL SERVICES INC</b>		VARIOUS	VARIOUS
<b>c SEE REALIZED GAIN (LOSS) STATEMENT - VSR</b>			
<b>d FINANCIAL SERVICES INC</b>		VARIOUS	VARIOUS
<b>e CAPITAL GAINS DIVIDENDS</b>			

(e) Gross sales price	(f) Depreciation allowed (or allowable)	(g) Cost or other basis plus expense of sale	(h) Gain or (loss) (e) plus (f) minus (g)
<b>a</b>			
<b>b 119,447.</b>		<b>126,533.</b>	<b>&lt;7,086.&gt;</b>
<b>c</b>			
<b>d 91,047.</b>		<b>98,062.</b>	<b>&lt;7,015.&gt;</b>
<b>e 46.</b>			<b>46.</b>

(i) FMV as of 12/31/69	(j) Adjusted basis as of 12/31/69	(k) Excess of col (i) over col (j), if any	(l) Gains (Col (h) gain minus col (k), but not less than -0-) or Losses (from col (h))
<b>a</b>			
<b>b</b>			<b>&lt;7,086.&gt;</b>
<b>c</b>			
<b>d</b>			<b>&lt;7,015.&gt;</b>
<b>e</b>			<b>46.</b>

Complete only for assets showing gain in column (h) and owned by the foundation on 12/31/69			
<b>2 Capital gain net income or (net capital loss)</b>	{ If gain, also enter in Part I, line 7 If (loss), enter -0- in Part I, line 7	<b>2</b>	<b>&lt;14,055.&gt;</b>
<b>3 Net short-term capital gain or (loss) as defined in sections 1222(5) and (6)</b>		<b>3</b>	<b>&lt;7,086.&gt;</b>

**Part V Qualification Under Section 4940(e) for Reduced Tax on Net Investment Income**

(For optional use by domestic private foundations subject to the section 4940(a) tax on net investment income)

If section 4940(d)(2) applies, leave this part blank

Was the foundation liable for the section 4942 tax on the distributable amount of any year in the base period?  Yes  No

If "Yes," the foundation does not qualify under section 4940(e). Do not complete this part

**1** Enter the appropriate amount in each column for each year, see instructions before making any entries

(a) Base period years Calendar year (or tax year beginning in)	(b) Adjusted qualifying distributions	(c) Net value of noncharitable-use assets	(d) Distribution ratio (col (b) divided by col (c))
2009			
2008			
2007			
2006			
2005			

<b>2 Total of line 1, column (d)</b>	<b>2</b>
<b>3 Average distribution ratio for the 5-year base period - divide the total on line 2 by 5, or by the number of years the foundation has been in existence if less than 5 years</b>	<b>3</b>
<b>4 Enter the net value of noncharitable-use assets for 2010 from Part X, line 5</b>	<b>4</b>
<b>5 Multiply line 4 by line 3</b>	<b>5</b>
<b>6 Enter 1% of net investment income (1% of Part I, line 27b)</b>	<b>6</b>
<b>7 Add lines 5 and 6</b>	<b>7</b>
<b>8 Enter qualifying distributions from Part XII, line 4</b>	<b>8</b>

If line 8 is equal to or greater than line 7, check the box in Part VI, line 1b, and complete that part using a 1% tax rate  
See the Part VI instructions

Part VI Excise Tax Based on Investment Income (Section 4940(a), 4940(b), 4940(e), or 4948 - see instructions)

Table with 11 rows for excise tax calculations. Includes sub-sections 1a through 11, with a sub-table for credits/payments (6a-6d). Values are mostly 0.

Part VII-A Statements Regarding Activities

Table with 10 rows for activity statements. Includes questions 1a through 10 regarding political activities, IRS reporting, and substantial contributors. Includes handwritten notes like 'STMT 13' and 'NONE'.

Part VII-A Statements Regarding Activities (continued)

11 At any time during the year, did the foundation, directly or indirectly, own a controlled entity within the meaning of section 512(b)(13)? If "Yes," attach schedule (see instructions)
12 Did the foundation acquire a direct or indirect interest in any applicable insurance contract before August 17, 2008?
13 Did the foundation comply with the public inspection requirements for its annual returns and exemption application?
14 The books are in care of FENDLEY, PEDEN AND COMPANY CPAS Telephone no 281-496-5903
15 Section 4947(a)(1) nonexempt charitable trusts filing Form 990-PF in lieu of Form 1041 - Check here
16 At any time during calendar year 2010, did the foundation have an interest in or a signature or other authority over a bank, securities, or other financial account in a foreign country?

Part VII-B Statements Regarding Activities for Which Form 4720 May Be Required

File Form 4720 if any item is checked in the "Yes" column, unless an exception applies.

1a During the year did the foundation (either directly or indirectly)
(1) Engage in the sale or exchange, or leasing of property with a disqualified person?
(2) Borrow money from, lend money to, or otherwise extend credit to (or accept it from) a disqualified person?
(3) Furnish goods, services, or facilities to (or accept them from) a disqualified person?
(4) Pay compensation to, or pay or reimburse the expenses of, a disqualified person?
(5) Transfer any income or assets to a disqualified person (or make any of either available for the benefit or use of a disqualified person)?
(6) Agree to pay money or property to a government official?
b If any answer is "Yes" to 1a(1)-(6), did any of the acts fail to qualify under the exceptions described in Regulations section 53.4941(d)-3 or in a current notice regarding disaster assistance (see page 22 of the instructions)?
c Did the foundation engage in a prior year in any of the acts described in 1a, other than excepted acts, that were not corrected before the first day of the tax year beginning in 2010?
2 Taxes on failure to distribute income (section 4942) (does not apply for years the foundation was a private operating foundation defined in section 4942(j)(3) or 4942(j)(5))
a At the end of tax year 2010, did the foundation have any undistributed income (lines 6d and 6e, Part XIII) for tax year(s) beginning before 2010?
b Are there any years listed in 2a for which the foundation is not applying the provisions of section 4942(a)(2) (relating to incorrect valuation of assets) to the year's undistributed income?
c If the provisions of section 4942(a)(2) are being applied to any of the years listed in 2a, list the years here
3a Did the foundation hold more than a 2% direct or indirect interest in any business enterprise at any time during the year?
b If "Yes," did it have excess business holdings in 2010 as a result of (1) any purchase by the foundation or disqualified persons after May 26, 1969, (2) the lapse of the 5-year period (or longer period approved by the Commissioner under section 4943(c)(7)) to dispose of holdings acquired by gift or bequest, or (3) the lapse of the 10-, 15-, or 20-year first phase holding period?
4a Did the foundation invest during the year any amount in a manner that would jeopardize its charitable purposes?
b Did the foundation make any investment in a prior year (but after December 31, 1969) that could jeopardize its charitable purpose that had not been removed from jeopardy before the first day of the tax year beginning in 2010?

**Part VII-B Statements Regarding Activities for Which Form 4720 May Be Required** (continued)

5a During the year did the foundation pay or incur any amount to

(1) Carry on propoganda, or otherwise attempt to influence legislation (section 4945(e))?  Yes  No

(2) Influence the outcome of any specific public election (see section 4955), or to carry on, directly or indirectly, any voter registration drive?  Yes  No

(3) Provide a grant to an individual for travel, study, or other similar purposes?  Yes  No

(4) Provide a grant to an organization other than a charitable, etc., organization described in section 509(a)(1), (2), or (3), or section 4940(d)(2)?  Yes  No

(5) Provide for any purpose other than religious, charitable, scientific, literary, or educational purposes, or for the prevention of cruelty to children or animals?  Yes  No

b If any answer is "Yes" to 5a(1)-(5), did any of the transactions fail to qualify under the exceptions described in Regulations section 53.4945 or in a current notice regarding disaster assistance (see instructions)?  Yes  No  
 Organizations relying on a current notice regarding disaster assistance check here  N/A

c If the answer is "Yes" to question 5a(4), does the foundation claim exemption from the tax because it maintained expenditure responsibility for the grant?  Yes  No  
 If "Yes," attach the statement required by Regulations section 53.4945-5(d). N/A

6a Did the foundation, during the year, receive any funds, directly or indirectly, to pay premiums on a personal benefit contract?  Yes  No

b Did the foundation, during the year, pay premiums, directly or indirectly, on a personal benefit contract?  Yes  No  
 If "Yes" to 6b, file Form 8870. X

7a At any time during the tax year, was the foundation a party to a prohibited tax shelter transaction?  Yes  No

b If "Yes," did the foundation receive any proceeds or have any net income attributable to the transaction?  Yes  No  
 N/A

**Part VIII Information About Officers, Directors, Trustees, Foundation Managers, Highly Paid Employees, and Contractors**

**1 List all officers, directors, trustees, foundation managers and their compensation.**

(a) Name and address	(b) Title, and average hours per week devoted to position	(c) Compensation (if not paid, enter -0-)	(d) Contributions to employee benefit plans and deferred compensation	(e) Expense account, other allowances
GLYNN D. NANCE 4502 WATERPOINT MISSOURI CITY, TX 77459	CO-TRUSTEE 0.50	0.	0.	0.
JOSEPH DUNCAN 39150 LAGO DRIVE MAGNOLIA, TX 77354	CO-TRUSTEE 0.25	0.	0.	0.

**2 Compensation of five highest-paid employees (other than those included on line 1). If none, enter "NONE."**

(a) Name and address of each employee paid more than \$50,000	(b) Title, and average hours per week devoted to position	(c) Compensation	(d) Contributions to employee benefit plans and deferred compensation	(e) Expense account, other allowances
NONE				

Total number of other employees paid over \$50,000 ▶ 0

**Part VIII** Information About Officers, Directors, Trustees, Foundation Managers, Highly Paid Employees, and Contractors (continued)

**3** Five highest-paid independent contractors for professional services. If none, enter "NONE."

(a) Name and address of each person paid more than \$50,000	(b) Type of service	(c) Compensation
NONE		

Total number of others receiving over \$50,000 for professional services ▶ 0

**Part IX-A** Summary of Direct Charitable Activities

List the foundation's four largest direct charitable activities during the tax year. Include relevant statistical information such as the number of organizations and other beneficiaries served, conferences convened, research papers produced, etc	Expenses
1 N/A	
2	
3	
4	

**Part IX-B** Summary of Program-Related Investments

Describe the two largest program-related investments made by the foundation during the tax year on lines 1 and 2	Amount
1 N/A	
2	
All other program-related investments See instructions	
3	
<b>Total.</b> Add lines 1 through 3 <span style="float: right;">▶</span>	0.

**Part X Minimum Investment Return** (All domestic foundations must complete this part. Foreign foundations, see instructions.)

<b>1</b> Fair market value of assets not used (or held for use) directly in carrying out charitable, etc., purposes		
<b>a</b> Average monthly fair market value of securities	<b>1a</b>	358,812.
<b>b</b> Average of monthly cash balances	<b>1b</b>	122,583.
<b>c</b> Fair market value of all other assets	<b>1c</b>	391,810.
<b>d</b> Total (add lines 1a, b, and c)	<b>1d</b>	873,205.
<b>e</b> Reduction claimed for blockage or other factors reported on lines 1a and 1c (attach detailed explanation)	<b>1e</b>	0.
<b>2</b> Acquisition indebtedness applicable to line 1 assets	<b>2</b>	0.
<b>3</b> Subtract line 2 from line 1d	<b>3</b>	873,205.
<b>4</b> Cash deemed held for charitable activities Enter 1 1/2% of line 3 (for greater amount, see instructions)	<b>4</b>	13,098.
<b>5</b> Net value of noncharitable-use assets. Subtract line 4 from line 3 Enter here and on Part V, line 4	<b>5</b>	860,107.
<b>6</b> Minimum investment return. Enter 5% of line 5	<b>6</b>	43,005.

**Part XI Distributable Amount** (see instructions) (Section 4942(j)(3) and (j)(5) private operating foundations and certain foreign organizations check here  and do not complete this part.)

<b>1</b> Minimum investment return from Part X, line 6	<b>1</b>	
<b>2a</b> Tax on investment income for 2010 from Part VI, line 5	<b>2a</b>	
<b>b</b> Income tax for 2010 (This does not include the tax from Part VI)	<b>2b</b>	
<b>c</b> Add lines 2a and 2b	<b>2c</b>	
<b>3</b> Distributable amount before adjustments Subtract line 2c from line 1	<b>3</b>	
<b>4</b> Recoveries of amounts treated as qualifying distributions	<b>4</b>	
<b>5</b> Add lines 3 and 4	<b>5</b>	
<b>6</b> Deduction from distributable amount (see instructions)	<b>6</b>	
<b>7</b> Distributable amount as adjusted Subtract line 6 from line 5 Enter here and on Part XIII, line 1	<b>7</b>	

**Part XII Qualifying Distributions** (see instructions)

<b>1</b> Amounts paid (including administrative expenses) to accomplish charitable, etc., purposes		
<b>a</b> Expenses, contributions, gifts, etc - total from Part I, column (d), line 26	<b>1a</b>	2,000.
<b>b</b> Program-related investments - total from Part IX-B	<b>1b</b>	0.
<b>2</b> Amounts paid to acquire assets used (or held for use) directly in carrying out charitable, etc., purposes	<b>2</b>	
<b>3</b> Amounts set aside for specific charitable projects that satisfy the		
<b>a</b> Suitability test (prior IRS approval required)	<b>3a</b>	
<b>b</b> Cash distribution test (attach the required schedule)	<b>3b</b>	
<b>4</b> Qualifying distributions. Add lines 1a through 3b Enter here and on Part V, line 8, and Part XIII, line 4	<b>4</b>	2,000.
<b>5</b> Foundations that qualify under section 4940(e) for the reduced rate of tax on net investment income. Enter 1% of Part I, line 27b	<b>5</b>	0.
<b>6</b> Adjusted qualifying distributions. Subtract line 5 from line 4	<b>6</b>	2,000.

**Note.** The amount on line 6 will be used in Part V, column (b), in subsequent years when calculating whether the foundation qualifies for the section 4940(e) reduction of tax in those years

**Part XIII** Undistributed Income (see instructions)

N/A

	(a) Corpus	(b) Years prior to 2009	(c) 2009	(d) 2010
<b>1</b> Distributable amount for 2010 from Part XI, line 7				
<b>2</b> Undistributed Income, if any, as of the end of 2010				
<b>a</b> Enter amount for 2009 only				
<b>b</b> Total for prior years				
<b>3</b> Excess distributions carryover, if any, to 2010:				
<b>a</b> From 2005				
<b>b</b> From 2006				
<b>c</b> From 2007				
<b>d</b> From 2008				
<b>e</b> From 2009				
<b>f</b> Total of lines 3a through e				
<b>4</b> Qualifying distributions for 2010 from Part XII, line 4 ▶ \$				
<b>a</b> Applied to 2009, but not more than line 2a				
<b>b</b> Applied to undistributed income of prior years (Election required - see instructions)				
<b>c</b> Treated as distributions out of corpus (Election required - see instructions)				
<b>d</b> Applied to 2010 distributable amount				
<b>e</b> Remaining amount distributed out of corpus				
<b>5</b> Excess distributions carryover applied to 2010 (If an amount appears in column (d), the same amount must be shown in column (a).)				
<b>6</b> Enter the net total of each column as indicated below:				
<b>a</b> Corpus Add lines 3f, 4c, and 4e Subtract line 5				
<b>b</b> Prior years' undistributed income Subtract line 4b from line 2b				
<b>c</b> Enter the amount of prior years' undistributed income for which a notice of deficiency has been issued, or on which the section 4942(a) tax has been previously assessed				
<b>d</b> Subtract line 6c from line 6b Taxable amount - see instructions				
<b>e</b> Undistributed income for 2009 Subtract line 4a from line 2a Taxable amount - see instr				
<b>f</b> Undistributed income for 2010 Subtract lines 4d and 5 from line 1 This amount must be distributed in 2011				
<b>7</b> Amounts treated as distributions out of corpus to satisfy requirements imposed by section 170(b)(1)(F) or 4942(g)(3)				
<b>8</b> Excess distributions carryover from 2005 not applied on line 5 or line 7				
<b>9</b> Excess distributions carryover to 2011. Subtract lines 7 and 8 from line 6a				
<b>10</b> Analysis of line 9				
<b>a</b> Excess from 2006				
<b>b</b> Excess from 2007				
<b>c</b> Excess from 2008				
<b>d</b> Excess from 2009				
<b>e</b> Excess from 2010				

**Part XIV Private Operating Foundations** (see instructions and Part VII-A, question 9)

1 a If the foundation has received a ruling or determination letter that it is a private operating foundation, and the ruling is effective for 2010, enter the date of the ruling ▶

b Check box to indicate whether the foundation is a private operating foundation described in section  4942(j)(3) or  4942(j)(5)

	Tax year				(e) Total
	(a) 2010	(b) 2009	(c) 2008	(d) 2007	
2 a Enter the lesser of the adjusted net income from Part I or the minimum investment return from Part X for each year listed	0.	0.	0.	0.	0.
b 85% of line 2a	0.	0.	0.	0.	0.
c Qualifying distributions from Part XII, line 4 for each year listed	2,000.	8,375.	0.	0.	10,375.
d Amounts included in line 2c not used directly for active conduct of exempt activities	0.	0.	0.	0.	0.
e Qualifying distributions made directly for active conduct of exempt activities Subtract line 2d from line 2c	2,000.	8,375.	0.	0.	10,375.
3 Complete 3a, b, or c for the alternative test relied upon					
a "Assets" alternative test - enter					
(1) Value of all assets	1,027,872.	866,424.			1,894,296.
(2) Value of assets qualifying under section 4942(j)(3)(B)(i)	1,027,872.	866,424.			1,894,296.
b "Endowment" alternative test - enter 2/3 of minimum investment return shown in Part X, line 6 for each year listed	28,670.	1,215.	0.	0.	29,885.
c "Support" alternative test - enter					
(1) Total support other than gross investment income (interest, dividends, rents, payments on securities loans (section 512(a)(5)), or royalties)	0.	0.			0.
(2) Support from general public and 5 or more exempt organizations as provided in section 4942(j)(3)(B)(iii)					0.
(3) Largest amount of support from an exempt organization					0.
(4) Gross investment income	32,899.	41,350.			74,249.

**Part XV Supplementary Information** (Complete this part only if the foundation had \$5,000 or more in assets at any time during the year-see the instructions.)

1 Information Regarding Foundation Managers:

a List any managers of the foundation who have contributed more than 2% of the total contributions received by the foundation before the close of any tax year (but only if they have contributed more than \$5,000) (See section 507(d)(2) )

NONE

b List any managers of the foundation who own 10% or more of the stock of a corporation (or an equally large portion of the ownership of a partnership or other entity) of which the foundation has a 10% or greater interest

NONE

2 Information Regarding Contribution, Grant, Gift, Loan, Scholarship, etc., Programs:

Check here  if the foundation only makes contributions to preselected charitable organizations and does not accept unsolicited requests for funds. If the foundation makes gifts, grants, etc (see instructions) to individuals or organizations under other conditions, complete items 2a, b, c, and d

a The name, address, and telephone number of the person to whom applications should be addressed

GLYNN D. NANCE, 713-880-5500  
6750 W. LOOP SOUTH NO. 140, BELLAIRE, TX 77401

b The form in which applications should be submitted and information and materials they should include

c Any submission deadlines

d Any restrictions or limitations on awards, such as by geographical areas, charitable fields, kinds of institutions, or other factors







FORM 990-PF INTEREST ON SAVINGS AND TEMPORARY CASH INVESTMENTS STATEMENT 1

SOURCE	AMOUNT
STERLING BANK	1,551.
VSR FINANCIAL SERVICES INC	1,154.
TOTAL TO FORM 990-PF, PART I, LINE 3, COLUMN A	2,705.

FORM 990-PF DIVIDENDS AND INTEREST FROM SECURITIES STATEMENT 2

SOURCE	GROSS AMOUNT	CAPITAL GAINS DIVIDENDS	COLUMN (A) AMOUNT
LAZARD LTD (98-0437848)	7.	0.	7.
NOTES RECEIVABLES	4,839.	0.	4,839.
SAVINGS BONDS - VSR FINANCIAL SERVICES	543.	0.	543.
VSR FINANCIAL SERVICES INC	6,443.	46.	6,397.
TOTAL TO FM 990-PF, PART I, LN 4	11,832.	46.	11,786.

FORM 990-PF RENTAL INCOME STATEMENT 3

KIND AND LOCATION OF PROPERTY	ACTIVITY NUMBER	GROSS RENTAL INCOME
COMMERCIAL RENTAL	1	18,388.
TOTAL TO FORM 990-PF, PART I, LINE 5A		18,388.

FORM 990-PF RENTAL EXPENSES STATEMENT 4

DESCRIPTION	ACTIVITY NUMBER	AMOUNT	TOTAL
PROPERTY TAXES		2,864.	
- SUBTOTAL -	1		2,864.
TOTAL RENTAL EXPENSES			2,864.
NET RENTAL INCOME TO FORM 990-PF, PART I, LINE 5B			15,524.

FORM 990-PF	OTHER INCOME		STATEMENT	5
DESCRIPTION	(A) REVENUE PER BOOKS	(B) NET INVEST- MENT INCOME	(C) ADJUSTED NET INCOME	
OTHER INCOME - VSR INVESTMENTS	20.	20.	20.	
TOTAL TO FORM 990-PF, PART I, LINE 11	20.	20.	20.	

FORM 990-PF	LEGAL FEES			STATEMENT	6
DESCRIPTION	(A) EXPENSES PER BOOKS	(B) NET INVEST- MENT INCOME	(C) ADJUSTED NET INCOME	(D) CHARITABLE PURPOSES	
NANCE & DUNCAN PLLC	32,450.	17,000.	17,000.	0.	
TO FM 990-PF, PG 1, LN 16A	32,450.	17,000.	17,000.	0.	

FORM 990-PF	ACCOUNTING FEES			STATEMENT	7
DESCRIPTION	(A) EXPENSES PER BOOKS	(B) NET INVEST- MENT INCOME	(C) ADJUSTED NET INCOME	(D) CHARITABLE PURPOSES	
FENDLEY, PEDEN & COMPANY CPAS	6,225.	6,225.	6,225.	0.	
TO FORM 990-PF, PG 1, LN 16B	6,225.	6,225.	6,225.	0.	

FORM 990-PF	OTHER PROFESSIONAL FEES			STATEMENT	8
DESCRIPTION	(A) EXPENSES PER BOOKS	(B) NET INVEST- MENT INCOME	(C) ADJUSTED NET INCOME	(D) CHARITABLE PURPOSES	
BROKERAGE FEES - VSR FINANCIAL SERVICES, INC. CONSULTANT - MARK MURRAH	8,420. 1,000.	8,420. 1,000.	8,420. 1,000.	0. 0.	
TO FORM 990-PF, PG 1, LN 16C	9,420.	9,420.	9,420.	0.	

FORM 990-PF	TAXES			STATEMENT	9
DESCRIPTION	(A) EXPENSES PER BOOKS	(B) NET INVEST- MENT INCOME	(C) ADJUSTED NET INCOME	(D) CHARITABLE PURPOSES	
FOREIGN TAXES WITHHELD - VSR FINANCIAL SERVICES INC	347.	347.	347.		0.
PROPERTY TAXES	2,864.	2,864.	2,864.		0.
TO FORM 990-PF, PG 1, LN 18	3,211.	3,211.	3,211.		0.

FORM 990-PF	OTHER EXPENSES			STATEMENT	10
DESCRIPTION	(A) EXPENSES PER BOOKS	(B) NET INVEST- MENT INCOME	(C) ADJUSTED NET INCOME	(D) CHARITABLE PURPOSES	
BANK CHARGES	195.	0.	0.		0.
DUES AND FEES	217.	0.	0.		0.
TO FORM 990-PF, PG 1, LN 23	412.	0.	0.		0.

FORM 990-PF	OTHER INCREASES IN NET ASSETS OR FUND BALANCES	STATEMENT	11
DESCRIPTION		AMOUNT	
RECOVERY IN VALUE OF SECURITIES		76,854.	
MERGER OF ASSETS FROM THE NANCE & DUNCAN CHARITABLE TRUST (76-0594359)		119,468.	
TOTAL TO FORM 990-PF, PART III, LINE 3		196,322.	

FORM 990-PF	CORPORATE STOCK		STATEMENT	12
DESCRIPTION	BOOK VALUE	FAIR MARKET VALUE		
VSR FINANCIAL SERVICES, INC. - SECURITY INVESTMENTS	510,977.	510,977.		
TOTAL TO FORM 990-PF, PART II, LINE 10B	510,977.	510,977.		

FORM 990-PF

STATEMENT CONCERNING LIQUIDATION,  
TERMINATION, ETC. - PART VII-A, LINE 5

STATEMENT 13

EXPLANATION

EFFECTIVE FEBRUARY 28, 2010 THE NANCE & DUNCAN CHARITABLE TRUST MERGED  
ASSETS INTO THE VERNON K. WILLBORG CHARITABLE TRUST

The Vernon K. Willborg Charitable Trust  
Form 990-PF  
2010

A Schedule Supporting Form 990-PF, page 1, Part I line 16a "Legal fees"

Legal fees totalling \$32,450 were paid to Nance & Duncan PLLC law firm, (Bellaire, TX) for handling legal matters of the trust. The partners of this firm are also the co-trustees of The Vernon K. Willborg Charitable Trust.

A Schedule Supporting Form 990-PF, page 1, Part I line 16b "Accounting fees"

Accounting fees totalling \$6,225 were paid to the public accounting firm of Fendley, Peden and Company CPAs (Houston, TX) to prepare the prior year tax return and to compile the financial statements for the year ended Dec. 31, 2009.

A Schedule Supporting Form 990-PF, page 1, Part I line 16c "Other Professional Fees"

Brokerage fees amounting to \$8,420 were paid to VSR Financial Services and Ron Whitmore (broker-Houston, TX) for investment counseling and fees pertaining to professional management of marketable securities including the buying and selling of publically traded stocks.

A Schedule Supporting Form 990-PF, page 2, Part 2 line 7 "Other notes"

Five loans each of which is secured by land have been made to three individuals, one business and one church. The original note balances range from \$45,000 to \$10,000. The purpose of these loans are for investment diversification and monthly cash flow.

A Schedule Supporting Form 990-PF, page 2, Part 2 line 10b "Investments"

Attached is a detailed listing of cost and fair market value at December 31, 2010 of each security held within the portfolio at VSR Financial Services, Inc.

A Schedule Supporting Form 990-PF, page 2, Part 2 line 14 "Land and Rent Houses"

The following schedule depicts the land and rent houses owned by the trust:

1/2 of 7/16 land - La Marque, TX	\$ 35,000
Rent House - 120 Truax, San Antonio	147,447
Rent House - 5609 Madge - Haltom City, TX	<u>99,380</u>
Total cost and estimated value	<u>\$281,827</u>

The Vernon K. Willborg Charitable Trust  
Form 990-PF  
2010

A Schedule Supporting Form 990-PF, page 2, Part 2 line 21 "Mortgages & Other Notes payable"

A non interest bearing liability due to co-trustee Glynn Nance and wife Anita Nance amounts to \$8,750. Also a discount on a note receivable to TL Perkins at December 31, 2009 amounts to \$14,389.

A Schedule Supporting Form 990-PF, page 2, Part 3 line 3 "Other increases"

The increase in value of securities sold during the 2010 year amounted to \$76,854 based on the difference between the value of securities at December 31, 2009 (prior year) and the value when sold during 2010. A merger of The Nance & Duncan Charitable Trust (76-0594359) into The Vernon K. Willborg Charitable Trust occurred effective March 29<sup>th</sup>, 2010.

A Schedule Supporting Form 990-PF, page 2, Part 3 line 5 "Decreases" and page 3 Part 4, line 1 (h) Gain or Loss

Attached is a detailed "realized Gain/Loss schedule for the tax year 2010 showing each security transaction. The information is provided by the broker/dealer VSR Financial Securities. See page 67 of 80 for totals aggregating a \$(14,101) (loss).

Realized Gain/Loss

76.6158027



Account Number: 7312-4729  
 VERNON K WILLBORG CHARITABLE  
 TRUST U/A DTD 4-25-00  
 GLYNN NANCE TTEE  
 JOSEPH DUNCAN TTEE

Short Term	Quantity	ADJ PRICE/ ORIG PRICE	DATE ACQUIRED	CLOSE DATE	PROCEEDS	ADJ COST/ ORIG COST	GAIN/LOSS
<i>Continued</i>							
AUSTRALIA & NEW ZEALAND BANKING GROUP SPONSORED ADR	20.00000	13.8003	07/23/09	04/22/10	464.73	276.01	188.72
BAE SYSTEMS PLACE	8.00000	22.8192	06/19/09	06/03/10	152.68	182.55	-29.87
	6.00000	21.4091	08/07/09	06/03/10	114.51	128.45	-13.94
<b>Subtotal</b>	<b>14.00000</b>				<b>267.19</b>	<b>311.00</b>	<b>-43.81</b>
BAKER HUGHES INC	15.00000	46.4083	01/13/10	04/13/10	713.88	696.12	17.76
BANCO SANTANDER BRASIL SA-ADS REPSTG 1 UNIT	3.00000	13.7853	10/16/09	09/24/10	38.60	41.36	-2.76
BARCLAYS PLC ADR	5.00000	18.2695	07/16/10	09/24/10	98.69	91.35	7.34
BAYERISCHE MOTOREN WERKE AG - UNSPON ADR	4.00000	14.3983	03/05/10	09/24/10	90.19	57.60	32.59
	53.00000	14.3983	03/05/10	10/15/10	1,230.06	763.10	466.96
	19.00000	15.5300	06/01/10	10/15/10	440.97	295.07	145.90
<b>Subtotal</b>	<b>76.00000</b>				<b>1,761.22</b>	<b>1,115.77</b>	<b>645.45</b>
BECKMAN COULTER INC	20.00000	64.6767	03/23/10	08/06/10	918.69	1,293.53	-374.84
	5.00000	58.6794	06/01/10	08/06/10	229.67	293.40	-63.73
	15.00000	60.8775	07/06/10	08/06/10	689.02	913.16	-224.14
<b>Subtotal</b>	<b>40.00000</b>				<b>1,837.38</b>	<b>2,500.09</b>	<b>-662.71</b>
BERKSHIRE HATHAWAY INC SERIES B NEW	25.00000	53.7989	03/17/09	01/27/10	1,784.16	1,344.98	439.18
BNP PARIBAS ADR	2.00000	28.6159	05/19/10	09/24/10	74.31	57.24	17.07
BOK FINL CORP NEW	25.00000	50.8802	03/18/10	09/13/10	1,123.64	1,272.01	-148.37
	5.00000	51.1094	06/01/10	09/13/10	224.73	255.55	-30.82
<b>Subtotal</b>	<b>30.00000</b>				<b>1,348.37</b>	<b>1,527.56</b>	<b>-179.19</b>
BP PLC SPONS ADR	8.00000	37.5300	06/01/10	07/21/10	291.88	300.24	-8.36

INFORMATION PROVIDED AS COURTESY ONLY - NOT FURNISHED TO THE IRS

# Realized Gain/Loss

As of Date: 2/11/11

Account Number: 7312-4729  
 VERNON K WILLBORG CHARITABLE  
 TRUST U/A DTD 4-25-00  
 GLYNN NANCE TTEE  
 JOSEPH DUNCAN TTEE

Short Term	Continued	DESCRIPTION	QUANTITY	ADJ PRICE/ ORIG PRICE	ACQUIRED DATE	CLOSE DATE	PROCEEDS	ADJ COST/ ORIG COST	GAIN/LOSS
		BRIGGS & STRATTON CORP	25.00000	21.7622	10/23/09	04/15/10	548.74	544.06	4.68
			25.00000	21.6141	10/26/09	04/15/10	548.74	540.35	8.39
			25.00000	19.3683	11/11/09	04/15/10	548.75	484.21	64.54
		<b>Subtotal</b>	<b>75.00000</b>				<b>1,646.23</b>	<b>1,568.62</b>	<b>77.61</b>
		BROADRIDGE FINANCIAL SOLUTIONS WI	35.00000	17.6899	05/13/09	03/23/10	761.27	619.15	142.12
		CAREFUSION CORP	35.00000	26.5639	01/20/10	03/02/10	905.70	929.74	-24.04
		CBS CORP CL B	1.00000	14.3700	06/01/10	12/16/10	17.94	14.37	3.57
			16.00000	14.3700	06/01/10	12/17/10	297.29	229.92	67.37
		<b>Subtotal</b>	<b>17.00000</b>				<b>315.23</b>	<b>244.29</b>	<b>70.94</b>
		GENOVUS ENERGY INC	15.00000	25.5496	11/19/09	04/07/10	418.75	383.24	35.51
		CHINA CONSTRUCTION BANK ADR	21.00000	0.0000	12/20/10	12/21/10	24.05	0.01	24.04
		CHINA UNICOM LTD ADR	4.00000	11.7161	02/17/10	09/24/10	60.43	46.87	13.56
		CIT GROUP INC NEW	5.00000	39.3898	09/14/10	09/22/10	196.64	196.95	-0.31
		CITIGROUP INC	118.00000	3.1825	12/17/09	03/17/10	480.99	375.54	105.45
			90.00000	3.1825	12/17/09	04/14/10	438.61	286.43	152.18
			40.00000	3.1825	12/17/09	04/16/10	183.93	127.30	56.63
		<b>Subtotal</b>	<b>248.00000</b>				<b>1,103.53</b>	<b>789.27</b>	<b>314.26</b>
		CME GROUP INC	5.00000	311.3989	05/20/10	09/22/10	1,353.52	1,556.99	-203.47
			1.00000	329.0766	05/24/10	12/20/10	321.62	329.08	-7.46
			5.00000	317.1694	06/01/10	12/20/10	1,608.15	1,585.85	22.30
		<b>Subtotal</b>	<b>11.00000</b>				<b>3,283.29</b>	<b>3,471.92</b>	<b>-188.63</b>
		COMTECH TELECOMMUNICATNS CORP NEW	10.00000	23.3415	03/10/09	02/08/10	305.67	233.42	72.25
		CONOCOPHILLIPS	3.00000	52.2895	11/24/09	03/26/10	153.09	156.87	-3.78

INFORMATION PROVIDED AS COURTESY ONLY - NOT FURNISHED TO THE IRS



Realized Gain/Loss

As of Date: 2/11/11

Account Number: 7312-4729  
 VERNON K WILLBORG CHARITABLE  
 TRUST U/A DTD 4-25-00  
 GLYNN NANCE TTEE  
 JOSEPH DUNCAN TTEE

Realized Gain/Loss Detail for Year

Short Term DESCRIPTION	QUANTITY	ADJ PRICE/ ORIG PRICE	DATE ACQUIRED	CLOSE DATE	PROCEEDS	ADJ COST/ ORIG COST	GAIN/LOSS
ACTIVISION BLIZZARD INC	130 00000	12.5132	04/12/10	04/22/10	1,508.92	1,626.72	-117.80
AEROPOSTALE INC	37.00000	32.1685	12/18/09	10/01/10	867.70	804.21	63.49
	0 50000	0.0000	03/05/10	03/05/10	12.79	0 01	12.78
	5.00000	27 8200	06/01/10	10/01/10	117.26	139 10	-21.84
<b>Subtotal</b>	<b>42.50000</b>				<b>997.75</b>	<b>943.32</b>	<b>54.43</b>
AETNA INC(NEW)	13.00000	29.1953	06/01/10	11/19/10	395.03	379.54	15.49
AGCO CORP	20 00000	38.4935	04/16/10	09/08/10	729 81	769.87	-40.06
	25 00000	37.4123	04/27/10	09/08/10	912.26	935.31	-23.05
	15.00000	28 1300	06/01/10	09/08/10	547.36	421 95	125 41
<b>Subtotal</b>	<b>60.00000</b>				<b>2,189.43</b>	<b>2,127.13</b>	<b>62.30</b>
AGRIUM INC	4.00000	43.7239	07/29/09	04/06/10	280.30	174.90	105.40
	3.00000	68.1392	03/05/10	12/01/10	244.90	204 42	40.48
	8.00000	54.2794	06/01/10	12/01/10	653 09	434.24	218 85
<b>Subtotal</b>	<b>15.00000</b>				<b>1,178.29</b>	<b>813.56</b>	<b>364.73</b>
AIRGAS INC	20.00000	46 9816	12/02/09	02/18/10	1,256.58	939.63	316 95
ALBEMARLE CORP	5.00000	42.5046	03/16/10	09/22/10	219.34	212 53	6.81
AMERICAN MEDICAL SYS HLDGS	10 00000	19 7361	01/04/10	03/18/10	189.72	197.36	-7.64
	10.00000	19.7361	01/04/10	03/19/10	188 41	197.36	-8 95
	20 00000	19.8487	01/05/10	03/19/10	376.84	396 97	-20 13
<b>Subtotal</b>	<b>40.00000</b>				<b>754.97</b>	<b>791.69</b>	<b>-36.72</b>
AMETEK INC NEW	5 00000	33 0247	07/28/09	03/16/10	199 00	165 12	33 88
ANSYS INC	2 00000	44 8849	10/13/10	12/02/10	101.48	89 77	11 71

INFORMATION PROVIDED AS COURTESY NLY - NOT FURNISHED TO THE IRS





# Realized Gain/Loss

As of Date: 2/11/11

Account Number: 7312-4729  
 VERNON K WILLBORG CHARITABLE  
 TRUST U/A DTD 4-25-00  
 GLYNN NANCE TTEE  
 JOSEPH DUNCAN TTEE

Short Term DESCRIPTION	Quantity	ADJ PRICE/ ORIG PRICE	DATE ACQUIRED	CLOSE DATE	PROCEEDS	ADJ COST/ ORIG COST	GAIN/LOSS
	10.00000	16.3957	06/02/10	11/05/10	156.66	163.96	-7.30
	10.00000	16.3957	06/02/10	11/10/10	161.70	163.96	-2.26
	10.00000	16.3957	06/02/10	11/15/10	157.01	163.96	-6.95
	15.00000	16.3957	06/02/10	11/16/10	233.45	245.92	-12.47
<b>Subtotal</b>	<b>70.00000</b>				<b>1,097.61</b>	<b>1,147.70</b>	<b>-50.09</b>
ESPRIT HLDGS LTD SPONSORED ADR	0.54410	0.0000	02/01/10	02/01/10	7.41	0.01	7.40
EXCO RESOURCES INC FEDERAL NATL MTG ASSN NOTES	40.00000	18.5070	09/25/09	02/11/10	763.59	740.28	23.31
CPN 5.250% DUE 09/15/16 DTD 08/17/06 FC 09/15/06 FEI COMPANY	2,000.00000	118.1747	08/10/10	11/10/10	2,380.10	2,363.49	16.61
	35.00000	24.3824	01/12/10	11/09/10	780.65	853.38	-72.73
	5.00000	23.4731	01/13/10	11/09/10	111.52	117.37	-5.85
	30.00000	19.4636	02/05/10	11/09/10	669.14	583.92	85.22
<b>Subtotal</b>	<b>70.00000</b>				<b>1,561.31</b>	<b>1,554.67</b>	<b>6.64</b>
FIFTH THIRD BANCORP	70.00000	15.2666	05/03/10	06/29/10	919.38	1,068.66	-149.28
	10.00000	12.6200	06/01/10	06/29/10	131.35	126.20	5.15
<b>Subtotal</b>	<b>80.00000</b>				<b>1,050.73</b>	<b>1,194.86</b>	<b>-144.13</b>
FIRST HORIZON NATIONAL CORP	55.00000	14.0303	12/04/09	01/15/10	750.37	771.67	-21.30
	0.82341	0.0000	01/01/10	01/01/10	11.00	NOT PROVIDED	N/A
<b>Subtotal</b>	<b>55.82341</b>				<b>761.37</b>	<b>771.67</b>	<b>-21.30</b>
FISERV INC	15.00000	47.1594	06/01/10	12/08/10	883.35	707.39	175.96
FLIR SYSTEMS INC	30.00000	21.1504	07/23/09	04/21/10	891.85	634.51	257.34
FLOWERS FOODS INC	15.00000	24.4600	06/01/10	10/13/10	368.50	366.90	1.60

INFORMATION PROVIDED AS COURTESY ONLY - NOT FURNISHED TO THE IRS



Realized Gain/Loss

As of Date: 2/11/11



FINANCIAL SERVICES INC  
MEMBER FINRA / SIPC

Account Number: 7312-4729  
VERNON K WILLBORG CHARITABLE  
TRUST U/A DTD 4-25-00  
GLYNN NANCE TTEE  
JOSEPH DUNCAN TTEE

Short Term	Continued	DESCRIPTION	QUANTITY	ADJ PRICE/ ORIG PRICE	DATE ACQUIRED	CLOSE DATE	PROCEEDS	ADJ COST/ ORIG COST	GAIN/LOSS
		FMC TECHNOLOGIES INC	15.00000	62.9062	07/30/10	10/06/10	1,052.76	943.59	109.17
		FOSSIL INC	15.00000	35.0374	01/08/10	03/05/10	579.98	525.57	54.41
			20.00000	35.0374	01/08/10	04/09/10	770.12	700.74	69.38
		<b>Subtotal</b>	<b>35.00000</b>				<b>1,350.10</b>	<b>1,226.31</b>	<b>123.79</b>
		FOSTER WHEELER AG	35.00000	32.2724	11/23/09	02/11/10	916.93	1,129.53	-212.60
		FRONTIER COMMUNICATIONS CORP	0.21800	7.2557	06/01/10	07/01/10	1.57	1.58	-0.01
			3.62265	7.2557	06/01/10	09/14/10	27.81	26.28	1.53
		<b>Subtotal</b>	<b>3.84065</b>				<b>29.38</b>	<b>27.86</b>	<b>1.52</b>
		FTI CONSULTING INC	10.00000	41.9256	10/16/09	04/16/10	387.72	419.26	-31.54
		GRUPO TELEVISIA S A DE CV GLOBAL DEP RCPT REP ADR 144A PARTN CTF	5.00000	20.4687	10/21/09	02/08/10	92.90	102.35	-9.45
			40.00000	20.4687	10/21/09	02/26/10	730.03	818.74	-88.71
		<b>Subtotal</b>	<b>45.00000</b>				<b>822.93</b>	<b>921.09</b>	<b>-98.16</b>
		HEARTLAND EXPRESS INC	65.00000	15.7299	07/21/10	09/22/10	950.92	1,022.44	-71.52
			30.00000	16.0486	07/30/10	09/22/10	438.90	481.46	-42.56
		<b>Subtotal</b>	<b>95.00000</b>				<b>1,389.82</b>	<b>1,503.90</b>	<b>-114.08</b>
		HENDERSON LD DEV LTD SPON ADR	12.00000	6.6638	08/09/10	09/24/10	82.43	79.97	2.46
		HEWITT ASSOCIATES INC	10.00000	35.5677	09/22/09	07/12/10	470.20	355.68	114.52
			30.00000	35.5677	09/22/09	07/13/10	1,410.04	1,067.03	343.01
			15.00000	37.1294	06/01/10	07/13/10	705.03	556.94	148.09
		<b>Subtotal</b>	<b>55.00000</b>				<b>2,585.27</b>	<b>1,979.65</b>	<b>605.62</b>
		HSBC HOLDINGS PLC-SPON ADR	6.00000	0.0000	04/08/09	04/06/10	304.92	110.92	194.00

INFORMATION PROVIDED AS COURTESY ONLY - NOT FURNISHED TO THE IRS

# Realized Gain/Loss

As of Date: 2/11/11

Account Number: 7312-4729  
 VERNON K WILLBORG CHARITABLE  
 TRUST U/A DTD 4-25-00  
 GLYNN NANCE TTEE  
 JOSEPH DUNCAN TTEE

Short Term DESCRIPTION	Quantity	ADJ PRICE/ ORIG PRICE	DATE ACQUIRED	CLOSE DATE	PROCEEDS	ADJ COST/ ORIG COST	GAIN/LOSS
<b>Subtotal</b>	15.00000				762.30	508.55	253.75
INTERCONTINENTAL EXCHANGE INC	10.00000	108.6606	11/12/09	10/26/10	1,126.39	1,086.61	39.78
INTERNATIONAL POWER PLC	2.00000	50.4502	01/08/10	09/24/10	122.59	100.90	21.69
INVESCO PLC	55.00000	18.5066	02/11/10	04/12/10	1,219.39	1,017.86	201.53
LABORATORY CORP OF AMER HLDGS	5.00000	74.0999	03/01/10	09/22/10	381.59	370.50	11.09
LASALLE HOTEL PPTYS REIT COM SH BEN INT	15.00000	21.6836	07/20/10	10/26/10	356.21	325.26	30.95
	15.00000	21.6836	07/20/10	10/27/10	354.36	325.25	29.11
	15.00000	22.2457	07/21/10	10/27/10	354.37	333.69	20.68
<b>Subtotal</b>	45.00000				1,064.94	984.20	80.74
LAZARD LTD	20.00000	37.8232	08/18/09	05/07/10	699.62	756.46	-56.84
	15.00000	36.7965	03/02/10	05/07/10	524.73	551.95	-27.22
<b>Subtotal</b>	35.00000				1,224.35	1,308.41	-84.06
LEUCADIA NATIONAL CORP	40.00000	24.7999	09/30/09	06/03/10	844.47	992.00	-147.53
	5.00000	24.7999	09/30/09	08/06/10	109.66	124.00	-14.34
	35.00000	26.5169	04/12/10	08/06/10	767.64	928.09	-160.45
	10.00000	21.1100	06/01/10	08/06/10	219.33	211.10	8.23
<b>Subtotal</b>	90.00000				1,941.10	2,255.19	-314.09
LINCARE HLDGS INC	30.00000	28.9799	07/02/10	09/09/10	687.06	869.40	-182.34
LIVE NATION ENTERTAINMENT INC	60.00000	12.9144	03/02/10	05/20/10	731.26	774.86	-43.60
LORILLARD INC	10.00000	76.8242	10/27/09	01/15/10	775.52	768.24	7.28

INFORMATION PROVIDED AS COURTESY ONLY - NOT FURNISHED TO THE IRS



# Realized Gain/Loss

As of Date: 2/11/11



FINANCIAL SERVICES INC  
MEMBER FINRA / SIPC

Account Number: 7312-4729  
VERNON K WILLBORG CHARITABLE  
TRUST U/A DTD 4-25-00  
GLYNN NANCE TTEE  
JOSEPH DUNCAN TTEE

Short Term	Continued	DESCRIPTION	QUANTITY	ADJ PRICE/ ORIG PRICE	DATE ACQUIRED	CLOSE DATE	PROCEEDS	ADJ COST/ ORIG COST	GAIN/LOSS
		MACQUARIE GROUP LTD ADR	3.00000	46.3081	04/12/10	09/24/10	106.07	138.93	-32.86
		MADISON SQUARE GARDEN INC CLASS A	0.07693	8.5821	03/17/09	02/09/10	1.36	0.66	0.70
		MAN SE-UNSPONSORED ADR	104.00000	7.6279	09/04/09	06/16/10	872.02	793.30	78.72
			81.00000	6.9998	02/10/10	06/16/10	679.17	566.98	112.19
			64.00000	8.5500	06/01/10	06/16/10	536.64	547.20	-10.56
		<b>Subtotal</b>	<b>249.00000</b>				<b>2,087.83</b>	<b>1,907.48</b>	<b>180.35</b>
		MARVELL TECHNOLOGY GROUP LTD	45.00000	16.2632	09/09/09	01/04/10	947.64	731.84	215.80
		MCKESSON CORPORATION	15.00000	44.5294	02/18/09	01/07/10	916.05	667.94	248.11
		MITSUBISHI CORP ADR	5.00000	27.4018	04/01/09	01/22/10	253.84	137.01	116.83
		MURATA MANUFACTURING-ADR	1.00000	57.5386	04/07/10	09/24/10	50.52	57.54	-7.02
		NALCO HOLDING CO	45.00000	23.4479	11/12/09	05/03/10	1,186.74	1,055.16	131.58
		NASDAQ OMX GROUP	5.00000	21.9269	03/17/09	02/16/10	92.27	109.63	-17.36
			30.00000	22.1482	09/23/09	05/20/10	551.59	664.45	-112.86
			10.00000	21.1356	04/30/10	05/20/10	183.87	211.36	-27.49
		<b>Subtotal</b>	<b>45.00000</b>				<b>827.73</b>	<b>985.44</b>	<b>-157.71</b>
		NATIONAL BANK GREECE RTS S A ADR	407.00000	0.0000	10/26/10	10/27/10	105.41	0.01	105.40
		NATIONAL BANK OF GREECE S A --ADR	19.00000	5.4603	01/12/10	09/24/10	46.92	103.75	-56.83
		NATIONAL GRID PLC RTS SPON ADR NEW	28.00000	0.0000	06/23/10	06/24/10	118.52	0.01	118.51
		NEUTRAL TANDEM INC	30.00000	24.6123	08/18/09	01/11/10	652.14	738.37	-86.23
		NEXEN INC	4.00000	26.2148	04/22/10	09/24/10	77.75	104.86	-27.11

INFORMATION PROVIDED AS COURTESY ONLY - NOT FURNISHED TO THE IRS

# Realized Gain/Loss

As of Date: 2/11/11

Account Number: 7312-4729  
 VERNON K WILLBORG CHARITABLE  
 TRUST U/A DTD 4-25-00  
 GLYNN NANCE TTEE  
 JOSEPH DUNCAN TTEE

Short Term	Continued	DESCRIPTION	QUANTITY	ADJ PRICE/ ORIG PRICE	DATE ACQUIRED	CLOSE DATE	PROCEEDS	ADJ COST/ ORIG COST	GAIN/LOSS
		NIPPON YUSEN KABUSHIKI KAISHA SPN ADR	18.00000	6.1431	12/17/09	09/24/10	144.17	110.58	33.59
		NOBLE CORP BAAR NAMEN-AKT	20.00000	34.8880 35.0281	08/04/09	02/16/10	820.32	697.76 700.56	122.56
		NORTHERN TRUST CORP	5.00000	52.4418	12/29/09	09/22/10	239.79	262.21	-22.42
			15.00000	52.4418	12/29/09	10/27/10	742.98	786.63	-43.65
			10.00000	53.7644	01/21/10	10/27/10	495.32	537.64	-42.32
			5.00000	50.4994	06/01/10	10/27/10	247.66	252.50	-4.84
		<b>Subtotal</b>	<b>35.00000</b>				<b>1,725.75</b>	<b>1,838.98</b>	<b>-113.23</b>
		NYSE EURONEXT	45.00000	25.4826	02/16/10	03/16/10	1,297.54	1,146.72	150.82
		O REILLY AUTOMOTIVE INC	35.00000	37.9318	02/18/10	04/08/10	1,455.98	1,327.61	128.37
		OCEANEERING INTL INC	10.00000	57.8986	11/18/09	05/04/10	615.05	578.99	36.06
			5.00000	57.8986	11/18/09	05/28/10	233.60	289.49	-55.89
			10.00000	55.7160	02/17/10	05/28/10	467.20	557.16	-89.96
		<b>Subtotal</b>	<b>25.00000</b>				<b>1,315.85</b>	<b>1,425.64</b>	<b>-109.79</b>
		OSHKOSH CORP	5.00000	36.0094	06/01/10	09/22/10	136.49	180.05	-43.56
		OWENS ILLINOIS INC NEW	35.00000	35.1194	03/24/10	10/13/10	925.79	1,229.18	-303.39
			10.00000	29.5200	06/01/10	10/13/10	264.52	295.20	-30.68
			5.00000	27.3594	09/22/10	10/13/10	132.26	136.80	-4.54
		<b>Subtotal</b>	<b>50.00000</b>				<b>1,322.57</b>	<b>1,661.18</b>	<b>-338.61</b>
		PATTERSON COMPANIES INC	40.00000	30.4851	01/11/10	02/12/10	1,149.08	1,219.40	-70.32
		PENKSE AUTO GROUP INC	10.00000	15.4850	12/01/09	02/26/10	144.45	154.85	-10.40
			35.00000	15.5236	12/02/09	02/26/10	505.58	543.33	-37.75
		<b>Subtotal</b>	<b>45.00000</b>				<b>650.03</b>	<b>698.18</b>	<b>-48.15</b>

INFORMATION PROVIDED AS COURTESY ONLY - NOT FURNISHED TO THE IRS



Realized Gain/Loss

As of Date: 2/11/11



FINANCIAL SERVICES INC  
MEMBER FINRA / SIPC

Account Number: 7312-4729  
VERNON K WILLBORG CHARITABLE  
TRUST U/A DTD 4-25-00  
GLYNN NANCE TTEE  
JOSEPH DUNCAN TTEE

Short Term	Continued	DESCRIPTION	QUANTITY	ADJ PRICE/ ORIG PRICE	DATE ACQUIRED	CLOSE DATE	PROCEEDS	ADJ COST/ ORIG COST	GAIN/LOSS
		PETROHAWK ENERGY CORPORATION	35.00000	23.0025	04/15/10	07/26/10	580.02	805.09	-225.07
			10.00000	18.2400	06/01/10	07/26/10	165.72	182.40	-16.68
		<b>Subtotal</b>	<b>45.00000</b>				<b>745.74</b>	<b>987.49</b>	<b>-241.75</b>
		PHASE FORWARD INC	45.00000	13.9910	05/05/09	03/09/10	568.76	629.60	-60.84
			5.00000	13.3157	09/03/09	03/10/10	60.31	66.58	-6.27
			5.00000	13.3204	09/04/09	03/10/10	60.31	66.60	-6.29
			20.00000	13.4243	09/08/09	03/10/10	241.27	268.49	-27.22
		<b>Subtotal</b>	<b>75.00000</b>				<b>930.65</b>	<b>1,031.27</b>	<b>-100.62</b>
		PROGRESS SOFTWARE CORP	5.00000	32.7649	05/05/10	09/22/10	159.39	163.83	-4.44
		QUALCOMM INC	5.00000	39.6851	02/02/10	06/21/10	180.00	198.43	-18.43
			20.00000	39.6851	02/02/10	07/12/10	699.15	793.70	-94.55
		<b>Subtotal</b>	<b>25.00000</b>				<b>879.15</b>	<b>992.13</b>	<b>-112.98</b>
		QUEST SOFTWARE INC	40.00000	16.1184	02/03/10	10/12/10	948.98	644.74	304.24
			10.00000	16.5139	02/26/10	10/12/10	237.25	165.14	72.11
		<b>Subtotal</b>	<b>50.00000</b>				<b>1,186.23</b>	<b>809.88</b>	<b>376.35</b>
		REINSURANCE GROUP OF AMERICA INC	5.00000	46.3500	06/01/10	06/03/10	231.82	231.75	0.07
			5.00000	46.3500	06/01/10	06/04/10	227.76	231.75	-3.99
		<b>Subtotal</b>	<b>10.00000</b>				<b>459.58</b>	<b>463.50</b>	<b>-3.92</b>
		ROCHE HOLDINGS LTD ADR	15.00000	42.1050	02/03/10	07/23/10	484.80	631.58	-146.78
			20.00000	35.5000	06/02/10	09/28/10	658.92	710.00	-51.08
		<b>Subtotal</b>	<b>35.00000</b>				<b>1,143.72</b>	<b>1,341.58</b>	<b>-197.86</b>
		ROCK-TENN CO	20.00000	49.9266	08/21/09	04/29/10	1,034.83	998.53	36.30
		CL A	20.00000	28.7808	10/20/09	08/24/10	837.81	575.62	262.19

INFORMATION PROVIDED AS COURTESY ONLY - NOT FURNISHED TO THE IRS

# Realized Gain/Loss

As of Date: 2/11/11

Account Number: 7312-4729  
 VERNON K WILLBORG CHARITABLE  
 TRUST U/A DTD 4-25-00  
 GLYNN NANCE TTEE  
 JOSEPH DUNCAN TTEE

Short Term DESCRIPTION	Quantity	ADJ PRICE/ ORIG PRICE	DATE ACQUIRED	CLOSE DATE	PROCEEDS	ADJ COST/ ORIG COST	GAIN/LOSS
	20.00000	28.7808	10/20/09	09/20/10	903.12	575.61	327.51
	10.00000	37.3300	06/01/10	09/20/10	451.56	373.30	78.26
<b>Subtotal</b>	<b>50.00000</b>				<b>2,192.49</b>	<b>1,524.53</b>	<b>667.96</b>
RUDDICK CORP	20.00000	23.2700	02/03/09	01/11/10	512.33	465.40	46.93
SALZGITTER AG-UNSPON ADR	10.00000	9.4623	04/06/10	09/24/10	63.89	94.63	-30.74
SCOTT'S MIRACLE-GRO CO CLASS A	10.00000	45.8284	03/29/10	05/20/10	426.38	458.28	-31.90
	10.00000	46.4282	03/31/10	05/20/10	426.38	464.28	-37.90
	15.00000	46.7259	04/01/10	05/20/10	639.57	700.89	-61.32
<b>Subtotal</b>	<b>35.00000</b>				<b>1,492.33</b>	<b>1,623.45</b>	<b>-131.12</b>
SEI INVESTMENTS CO	35.00000	18.6904	08/04/09	03/03/10	620.94	654.16	-33.22
SIGMA ALDRICH CORP	5.00000	49.9995	01/25/10	09/22/10	298.94	250.00	48.94
	10.00000	49.9995	01/25/10	10/15/10	604.66	499.99	104.67
	10.00000	48.3634	01/27/10	10/15/10	604.66	483.64	121.02
	5.00000	48.3634	01/27/10	12/03/10	326.63	241.81	84.82
	10.00000	52.6400	06/01/10	12/03/10	653.26	526.40	126.86
<b>Subtotal</b>	<b>40.00000</b>				<b>2,488.15</b>	<b>2,001.84</b>	<b>486.31</b>
SILVER WHEATON CORP	20.00000	17.6832	04/14/10	05/24/10	370.66	353.67	16.99
	50.00000	17.6832	04/14/10	05/25/10	877.57	884.15	-6.58
<b>Subtotal</b>	<b>70.00000</b>				<b>1,248.23</b>	<b>1,237.82</b>	<b>10.41</b>
SOCIETE GENERALE	20.00000	12.5836	01/22/10	05/12/10	199.43	251.67	-52.24
FRANCE SPONSORED ADR	25.00000	25.5145	08/06/09	07/29/10	948.78	637.86	310.92
SOLERA HOLDINGS INC	10.00000	34.2600	06/01/10	07/29/10	379.52	342.60	36.92
<b>Subtotal</b>	<b>35.00000</b>				<b>1,328.30</b>	<b>980.46</b>	<b>347.84</b>

INFORMATION PROVIDED AS COURTESY OF THE IRS - NOT FURNISHED TO THE IRS



Realized Gain/Loss

As of Date: 2/11/11



Account Number: 7312-4729  
VERNON K WILLBORG CHARITABLE  
TRUST U/A DTD 4-25-00  
GLYNN NANCE TTEE  
JOSEPH DUNCAN TTEE

Short Term Description	Quantity	ADJ PRICE/ ORIG PRICE	DATE ACQUIRED	CLOSE DATE	PROCEEDS	ADJ COST/ ORIG COST	GAIN/LOSS
SOLUTION INC	45.00000	13.3715	09/17/09	04/09/10	766.78	601.72	165.06
	10.00000	13.3715	09/17/09	04/22/10	170.14	133.71	36.43
	50.00000	11.1629	10/28/09	04/22/10	850.72	558.15	292.57
<b>Subtotal</b>	<b>105.00000</b>				<b>1,787.64</b>	<b>1,293.58</b>	<b>494.06</b>
ST JUDE MEDICAL INC	30.00000	39.1422	02/22/10	03/18/10	1,199.13	1,174.27	24.86
	5.00000	39.1870	03/03/10	09/22/10	186.49	195.94	-9.45
<b>Subtotal</b>	<b>35.00000</b>				<b>1,385.62</b>	<b>1,370.21</b>	<b>15.41</b>
STEEL DYNAMICS INC	55.00000	16.2362	11/17/09	01/08/10	1,111.15	893.00	218.15
	40.00000	16.2362	11/17/09	01/29/10	624.63	649.44	-24.81
<b>Subtotal</b>	<b>95.00000</b>				<b>1,735.78</b>	<b>1,542.44</b>	<b>193.34</b>
STERICYCLE INC	5.00000	47.3246	09/25/09	07/07/10	323.86	236.62	87.24
	5.00000	59.1400	06/01/10	07/07/10	323.87	295.70	28.17
<b>Subtotal</b>	<b>10.00000</b>				<b>647.73</b>	<b>532.32</b>	<b>115.41</b>
SUMITOMO CHEMICAL CO- UNSPON ADR	6.00000	25.0970	04/07/10	09/24/10	134.03	150.59	-16.56
SYBASE INC	20.00000	36.9665	09/10/09	01/06/10	869.90	739.33	130.57
SYNOPSIS CORP	4.00000	22.9033	03/24/10	05/24/10	84.20	91.62	-7.42
	36.00000	22.9033	03/24/10	06/10/10	746.58	824.51	-77.93
	10.00000	21.4500	06/01/10	06/10/10	207.39	214.50	-7.11
<b>Subtotal</b>	<b>50.00000</b>				<b>1,038.17</b>	<b>1,130.63</b>	<b>-92.46</b>
TELEFONICA S A SPON ADR	2.00000	57.4909	06/11/10	09/24/10	148.71	114.99	33.72
TELSTRA CORPORATION LTD SPON ADR	7.00000	14.6825	03/18/10	09/24/10	90.29	102.78	-12.49
THE MOSAIC COMPANY	4.00000	45.7900	06/01/10	08/23/10	235.64	183.16	52.48
	4.00000	45.7900	06/01/10	10/08/10	264.98	183.16	81.82

INFORMATION PROVIDED AS COURTESY ONLY - NOT FURNISHED TO THE IRS

Realized Gain/Loss

As of Date: 2/11/11

Account Number: 7312-4729  
 VERNON K WILLBORG CHARITABLE  
 TRUST U/A DTD 4-25-00  
 GLYNN NANCE TTEE  
 JOSEPH DUNCAN TTEE

Short Term DESCRIPTION	Quantity	ADJ PRICE/ ORIG PRICE	DATE ACQUIRED	CLOSE DATE	PROCEEDS	ADJ COST/ ORIG COST	GAIN/LOSS
THOR INDUSTRIES	1 00000	43.4228	06/21/10	10/08/10	66.25	43.43	22.82
TORONTO DOMINION BK NEW	4.00000	43.4228	06/21/10	10/11/10	266.35	173.68	92.67
TRAVELERS COS INC/ THE	8 00000	43.7395	06/22/10	10/11/10	532.72	349.92	182.80
<b>Subtotal</b>	<b>21.00000</b>				<b>1,365.94</b>	<b>933.35</b>	<b>432.59</b>
US TREASURY NOTES	25 00000	33.1564	03/09/10	05/25/10	709.83	828.91	-119.08
CPN 3.250% DUE 12/31/16 DTD 12/31/09 FC 06/30/10	4.00000	44.2329	05/20/09	04/06/10	296.13	176.94	119.19
CPN 2.375% DUE 08/31/14 DTD 08/31/09 FC 02/28/10	29 00000	49.5694	06/01/10	11/22/10	1,593.04	1,437.51	155.53
<b>Subtotal</b>	<b>3,000.00000</b>				<b>3,308.44</b>	<b>3,036.01</b>	<b>272.43</b>
US TREASURY NOTES	1,000.00000	100.0078	01/13/10	10/06/10	1,102.81	1,000.08	102.73
CPN 4.500% DUE 11/15/10 DTD 11/15/05 FC 05/15/06	1,000.00000	100.2304	02/22/10	10/06/10	1,102.81	1,002.30	100.51
<b>Subtotal</b>	<b>2,000.00000</b>				<b>2,205.62</b>	<b>2,002.38</b>	<b>203.23</b>
V F CORPORATION	5 00000	72.1967	11/30/09	09/22/10	390.34	360.99	29.35
VERIZON COMMUNICATIONS COM	16 00000	25.8383	06/01/10	07/20/10	426.10	413.42	12.68
WABCO HOLDINGS INC	20 00000	33.9983	05/03/10	07/29/10	764.30	679.97	84.33
	15 00000	33.9983	05/03/10	08/20/10	543.29	509.97	33.32
	10 00000	30.2200	06/01/10	08/20/10	362.20	302.20	60.00

INFORMATION PROVIDED AS COURTESY ONLY - NOT FURNISHED TO THE IRS



Realized Gain/Loss

As of Date: 2/11/11



Account Number: 7312-4729  
VERNON K WILLBORG CHARITABLE  
TRUST U/A DTD 4-25-00  
GLYNN NANCE TTEE  
JOSEPH DUNCAN TTEE

Short Term	Continued											
DESCRIPTION	QUANTITY	ADJ PRICE/ ORIG PRICE	DATE ACQUIRED	CLOSE DATE	PROCEEDS	ADJ COST/ ORIG COST	GAIN/LOSS					
<b>Subtotal</b>	<b>45.00000</b>				<b>1,669.79</b>	<b>1,492.14</b>	<b>177.65</b>					
WABTEC	20.00000	41.7239	01/05/10	04/27/10	978.78	834.48	144.30					
WASHINGTON FED INC	20.00000	19.6082	12/03/09	04/06/10	405.43	392.17	13.26					
	20.00000	19.6082	12/03/09	04/07/10	406.64	392.16	14.48					
<b>Subtotal</b>	<b>40.00000</b>				<b>812.07</b>	<b>784.33</b>	<b>27.74</b>					
WEATHRFORD INTERNATIONAL LTD REG	25.00000	11.2851	03/13/09	01/22/10	456.09	282.13	173.96					
WHITING PETROLEUM CORP	5.00000	49.5597	08/25/09	07/30/10	434.83	247.80	187.03					
WOLVERINE WORLD WIDE INC	27.00000	28.7500	06/01/10	12/08/10	837.03	776.25	60.78					
XL GROUP PLC SHS	5.00000	18.1730	08/04/10	09/22/10	104.64	90.87	13.77					
<b>Total - Short Term</b>					<b>\$119,446.74</b>	<b>\$112,349.58</b>	<b>\$7,086.16</b>					
						<b>\$112,352.38</b>						

Long Term												
DESCRIPTION	QUANTITY	ADJ PRICE/ ORIG PRICE	DATE ACQUIRED	CLOSE DATE	PROCEEDS	ADJ COST/ ORIG COST	GAIN/LOSS					
AETNA INC(NEW)	9.00000	30.9775	12/21/04	11/15/10	281.36	278.79	2.57					
	1.00000	19.4372	03/06/09	11/15/10	31.27	19.44	11.83					
	15.00000	19.4372	03/06/09	11/18/10	455.11	291.56	163.55					
	29.00000	19.4372	03/06/09	11/19/10	881.19	563.67	317.52					
<b>Subtotal</b>	<b>54.00000</b>				<b>1,648.93</b>	<b>1,153.46</b>	<b>495.47</b>					
AGRIUM INC	2.00000	43.7239	07/29/09	09/24/10	154.79	87.45	67.34					
	2.00000	43.7239	07/29/09	12/01/10	163.26	87.44	75.82					
	8.00000	45.8155	07/30/09	12/01/10	653.07	366.52	286.55					
	7.00000	51.1314	09/09/09	12/01/10	571.44	357.92	213.52					
<b>Subtotal</b>	<b>19.00000</b>				<b>1,542.56</b>	<b>899.33</b>	<b>643.23</b>					
AKAMAI TECH INC	10.00000	18.4436	07/10/09	09/22/10	522.79	184.44	338.35					

INFORMATION PROVIDED AS COURTESY ONLY - NOT FURNISHED TO THE IRS


# Realized Gain/Loss

As of Date: 2/11/11

Account Number: 7312-4729  
 VERNON K WILLBORG CHARITABLE  
 TRUST U/A DTD 4-25-00  
 GLYNN NANCE TTEE  
 JOSEPH DUNCAN TTEE

Long Term DESCRIPTION	Quantity	ADJ PRICE/ ORIG PRICE	DATE ACQUIRED	CLOSE DATE	PROCEEDS	ADJ COST/ ORIG COST	GAIN/LOSS
<i>Continued</i>							
AMERICA MOVIL SAB DE CV ADR SERIES L	1.00000	38.1556	07/09/09	09/24/10	52.74	38.16	14.58
AMETEK INC NEW	12.00000	33.7101	03/09/07	03/16/10	477.60	404.52	73.08
	15.00000	48.0385	08/26/08	03/16/10	597.00	720.58	-123.58
<b>Subtotal</b>	<b>27.00000</b>				<b>1,074.60</b>	<b>1,125.10</b>	<b>-50.50</b>
AMGEN INC	10.00000	55.2303	07/17/07	06/10/10	540.80	552.30	-11.50
	9.00000	55.2303	07/17/07	12/14/10	509.88	497.07	12.81
	1.00000	54.6903	11/15/07	12/14/10	56.66	54.70	1.96
<b>Subtotal</b>	<b>20.00000</b>				<b>1,107.34</b>	<b>1,104.07</b>	<b>3.27</b>
ANADARKO PETROLEUM CORP	10.00000	46.9444	04/24/07	09/22/10	561.80	469.45	92.35
ANSYS INC	10.00000	15.3094	05/02/05	03/16/10	450.24	153.09	297.15
	10.00000	41.9441	09/08/08	03/16/10	450.25	419.44	30.81
<b>Subtotal</b>	<b>20.00000</b>				<b>900.49</b>	<b>572.53</b>	<b>327.96</b>
ASTRAZENECA PLC SPON ADR	2.00000	30.7410	03/10/09	09/24/10	105.27	61.49	43.78
AT & T INC	30.00000	23.8790	10/31/05	05/05/10	772.89	716.37	56.52
	15.00000	23.8790	10/31/05	05/06/10	382.54	358.18	24.36
<b>Subtotal</b>	<b>45.00000</b>				<b>1,155.43</b>	<b>1,074.55</b>	<b>80.88</b>
AU OPTRONICS CORP-ADR	4.00000	18.1071	04/08/08	09/24/10	39.43	69.04	-29.61
AUSTRALIA & NEW ZEALAND BANKING GROUP SPONSORED ADR	4.00000	13.8003	07/23/09	09/24/10	91.19	55.21	35.98
BAE SYSTEMS PLACE	9.00000	17.7000	12/22/04	06/03/10	171.75	159.30	12.45
	20.00000	19.7501	03/09/05	06/03/10	381.69	395.00	-13.31
	14.00000	20.0067	04/15/09	06/03/10	267.18	280.09	-12.91
	13.00000	22.6375	05/15/09	06/03/10	248.10	294.29	-46.19

INFORMATION PROVIDED AS COURTESY' NLY - NOT FURNISHED TO THE IRS



# Realized Gain/Loss

As of Date: 2/11/11



Account Number: 7312-4729  
 VERNON K WILLBORG CHARITABLE  
 TRUST U/A DTD 4-25-00  
 GLYNN NANCE TTEE  
 JOSEPH DUNCAN TTEE

Long Term DESCRIPTION	Quantity	ADJ PRICE/ ORIG PRICE	DATE ACQUIRED	CLOSE DATE	PROCEEDS	ADJ COST/ ORIG COST	GAIN/LOSS
<b>Subtotal</b>	<b>56.00000</b>				<b>1,068.72</b>	<b>1,128.68</b>	<b>-59.96</b>
BANCO SANTANDER CENT HISPANO SPON ADR	11.00000	7.7810	11/25/08	09/24/10	141.23	85.60	55.63
BASF SE SPONSORED ADR	3.00000	0.0000	03/27/03	01/12/10	183.49	58.07	125.42
	4.00000	39.3935	03/30/06	01/12/10	244.66	157.57	87.09
	11.00000	31.6363	10/29/08	01/12/10	672.85	348.00	324.85
<b>Subtotal</b>	<b>18.00000</b>				<b>1,101.00</b>	<b>563.64</b>	<b>537.36</b>
BERKSHIRE HATHAWAY INC SERIES B NEW	5.00000	53.7989	03/17/09	05/21/10	362.51	269.00	93.51
BHP BILLITON LTD SPON ADR	3.00000	61.9280	09/25/08	09/24/10	227.21	185.79	41.42
BIODIEN IDEC INC BP PLC SPONS ADR	10.00000	48.4696	04/24/07	09/22/10	551.59	484.70	66.89
	3.00000	68.8548	10/25/06	07/21/10	109.45	206.56	-97.11
	10.00000	68.6418	12/08/06	07/21/10	364.83	686.42	-321.59
	13.00000	63.9458	02/26/07	07/21/10	474.29	831.30	-357.01
<b>Subtotal</b>	<b>26.00000</b>				<b>948.57</b>	<b>1,724.28</b>	<b>-775.71</b>
CANON INC ADR REP 5SHS	8.50000	0.0000	05/30/00	04/09/10	385.36	257.82	127.54
	7.50000	34.5830	08/26/05	04/09/10	340.04	265.70	74.34
	2.00000	34.5830	08/26/05	09/24/10	91.05	70.86	20.19
<b>Subtotal</b>	<b>18.00000</b>				<b>816.45</b>	<b>594.38</b>	<b>222.07</b>
CBS CORP CL B	3.00000	0.0000	01/05/01	12/08/10	53.97	214.22	-160.25
	2.00000	0.0000	09/18/02	12/08/10	35.99	62.95	-26.96
	8.00000	0.0000	09/18/02	12/10/10	144.00	251.76	-107.76
	7.00000	28.5150	12/21/04	12/10/10	126.00	199.61	-73.61
	5.00000	28.5150	12/21/04	12/13/10	90.10	142.58	-52.48
	9.00000	28.5150	12/21/04	12/16/10	161.37	256.62	-95.25

INFORMATION PROVIDED AS COURTESY ONLY - NOT FURNISHED TO THE IRS


**Realized Gain/Loss**

As of Date: 2/11/11

Account Number: 7312-4729  
 VERNON K WILLBORG CHARITABLE  
 TRUST U/A DTD 4-25-00  
 GLYNN NANCE TTEE  
 JOSEPH DUNCAN TTEE

Long Term Description	Quantity	Adj Price/ Orig Price	Date Acquired	Close Date	Proceeds	Adj Cost/ Orig Cost	Gain/Loss
	16.00000	27.2123	09/13/05	12/16/10	286.88	449.00	-162.12
<b>Subtotal</b>	<b>50.00000</b>				<b>898.31</b>	<b>1,576.74</b>	<b>-678.43</b>
CENOVUS ENERGY INC	9.00000	13.2621	12/22/04	04/07/10	251.24	119.35	131.89
	7.00000	21.1210	10/09/08	04/07/10	195.41	147.84	47.57
<b>Subtotal</b>	<b>16.00000</b>				<b>446.65</b>	<b>267.19</b>	<b>179.46</b>
CENTRICA PLC-SP ADR	24.00000	23.7120	09/02/08	04/09/10	443.51	569.08	-125.57
	4.00000	20.0736	10/09/08	04/09/10	73.92	80.30	-6.38
	9.00000	20.0736	10/09/08	05/24/10	141.37	180.66	-39.29
	16.00000	15.0366	02/03/09	05/24/10	251.32	240.59	10.73
	21.00000	14.8367	05/14/09	05/24/10	329.87	311.57	18.30
<b>Subtotal</b>	<b>74.00000</b>				<b>1,239.99</b>	<b>1,382.20</b>	<b>-142.21</b>
CHEUNG KONG HLDINGS ADR (HONG KONG)	14.00000	10.0618	11/16/05	04/07/10	184.95	140.87	44.08
	6.00000	10.0618	11/16/05	09/24/10	87.95	60.38	27.57
<b>Subtotal</b>	<b>20.00000</b>				<b>272.90</b>	<b>201.25</b>	<b>71.65</b>
CHINA CONSTRUCTION BANK CORP - UNSPON ADR	1.00000	30.1866	05/14/09	09/24/10	43.89	30.19	13.70
	0.50000	12.1907	05/14/09	12/28/10	8.66	0.00	8.66
<b>Subtotal</b>	<b>1.50000</b>				<b>52.55</b>	<b>30.19</b>	<b>22.36</b>
COMCAST CORP CL A SPL NEW	8.00000	27.0612	04/24/07	03/15/10	132.93	216.48	-83.55
	17.00000	19.1321	11/26/07	03/15/10	282.48	325.25	-42.77
	17.00000	19.1321	11/26/07	03/16/10	283.37	325.25	-41.88
<b>Subtotal</b>	<b>42.00000</b>				<b>698.78</b>	<b>866.98</b>	<b>-168.20</b>
COMTECH TELECOMMUNICATNS CORP NEW	20.00000	44.7570	01/07/09	02/08/10	611.32	895.14	-283.82

INFORMATION PROVIDED AS COURTESY ONLY - NOT FURNISHED TO THE IRS



# Realized Gain/Loss

As of Date: 2/11/11



Account Number: 7312-4729  
 VERNON K WILLBORG CHARITABLE  
 TRUST U/A DTD 4-25-00  
 GLYNN NANCE TTEE  
 JOSEPH DUNCAN TTEE

Long Term Description	Quantity	Adj Price/ Orig Price	Date Acquired	Close Date	Proceeds	Adj Cost/ Orig Cost	Gain/Loss
CONOCOPHILLIPS	10.00000	63.4550	04/15/05	03/26/10	510.26	634.55	-124.29
CREDIT AGRICOLE SA -UNSP ADR	12.00000	6.0920	04/08/09	09/24/10	95.99	73.11	22.88
	87.00000	6.0920	04/08/09	12/21/10	562.54	529.99	32.55
	45.00000	6.4486	06/29/09	12/21/10	290.97	290.19	0.78
<b>Subtotal</b>	<b>144.00000</b>				<b>949.50</b>	<b>893.29</b>	<b>56.21</b>
CVS CAREMARK CORP	8.00000	28.6275	10/22/08	06/15/10	256.33	229.02	27.31
	2.00000	29.0685	10/23/08	06/15/10	64.08	58.14	5.94
	2.00000	29.9658	11/06/08	06/15/10	64.09	59.94	4.15
<b>Subtotal</b>	<b>12.00000</b>				<b>384.50</b>	<b>347.10</b>	<b>37.40</b>
DIRECTV CLASS A COMMON	5.00000	13.3926	10/30/08	09/22/10	209.89	66.97	142.92
DOLBY LABORATORIES INC CL A	15.00000	40.7204	04/29/08	04/30/10	1,017.33	610.81	406.52
DREAMWORKS ANIMATION SKG INC-A	30.00000	29.3672	07/31/08	02/01/10	1,167.21	881.02	286.19
EAST JAPAN RAILWAY CO.- ADR	6.00000	8.6992	04/08/09	09/24/10	60.83	52.20	8.63
ELECTRONIC ARTS INC	20.00000	52.2661	04/24/07	10/13/10	331.91	1,045.32	-713.41
	5.00000	52.2661	04/24/07	10/15/10	82.24	261.33	-179.09
	6.00000	18.0774	03/17/09	10/15/10	98.70	108.47	-9.77
	14.00000	18.0774	03/17/09	10/20/10	216.02	253.09	-37.07
	5.00000	18.0774	03/17/09	10/28/10	78.07	90.38	-12.31
<b>Subtotal</b>	<b>50.00000</b>				<b>806.94</b>	<b>1,758.59</b>	<b>-951.65</b>
ENCANA CORP ENI S P A SPON ADR	2.00000	14.3728	12/22/04	09/24/10	56.81	28.75	28.06
	3.00000	0.0000	05/30/00	09/24/10	127.34	65.78	61.56

INFORMATION PROVIDED AS COURTESY ONLY - NOT FURNISHED TO THE IRS

Realized Gain/Loss

As of Date: 2/11/11

Account Number: 7312-4729  
 VERNON K WILLBORG CHARITABLE  
 TRUST U/A DTD 4-25-00  
 GLYNN NANCE TTEE  
 JOSEPH DUNCAN TTEE

Long Term DESCRIPTION	Quantity	ADJ PRICE/ ORIG PRICE	DATE ACQUIRED	CLOSE DATE	PROCEEDS	ADJ COST/ ORIG COST	GAIN/LOSS
<i>Continued</i>							
ERICSSON (LM) TEL-SP ADR NEW	11.00000	14.3144	10/22/07	05/11/10	112.51	157.46	-44.95
	30.00000	14.6773	11/02/07	05/11/10	306.87	440.32	-133.45
	16.00000	15.0759	11/06/07	05/11/10	163.66	241.21	-77.55
	20.00000	14.6086	11/13/07	05/11/10	204.58	292.17	-87.59
	22.00000	10.9688	02/14/08	05/11/10	225.05	241.31	-16.26
<b>Subtotal</b>	<b>99.00000</b>				<b>1,012.67</b>	<b>1,372.47</b>	<b>-359.80</b>
ESPRIT HLDGS LTD SPONSORED ADR	8.00000	12.2402	08/31/09	09/24/10	87.59	96.06	-8.47
EXPEDIA INC	10.00000	7.0774	03/13/09	09/22/10	288.19	70.78	217.41
FEDERAL NATL MTG ASSN NOTES CPN 5.250% DUE 09/15/16 DTD 08/17/06 FC 09/15/06	1,000.00000	101.3411	10/26/06	11/10/10	1,190.05	1,013.41	176.64
FISERV INC	5.00000	45.7834	09/19/06	09/22/10	269.69	228.92	40.77
	15.00000	45.7834	09/19/06	10/25/10	828.00	686.75	141.25
	10.00000	36.3971	04/22/09	10/25/10	552.01	363.98	188.03
	5.00000	36.3971	04/22/09	12/08/10	294.45	181.98	112.47
<b>Subtotal</b>	<b>35.00000</b>				<b>1,944.15</b>	<b>1,461.63</b>	<b>482.52</b>
FLOWERS FOODS INC	15.00000	26.5285	08/29/08	01/25/10	365.31	397.93	-32.62
	20.00000	26.5285	08/29/08	01/27/10	479.81	530.57	-50.76
	5.00000	26.5285	08/29/08	09/22/10	125.24	132.64	-7.40
	10.00000	26.5285	08/29/08	10/13/10	245.66	265.28	-19.62
	20.00000	20.9618	05/28/09	10/13/10	491.32	419.24	72.08
<b>Subtotal</b>	<b>70.00000</b>				<b>1,707.34</b>	<b>1,745.66</b>	<b>-38.32</b>
FOREST LABS INC	10.00000	54.8303	04/24/07	09/22/10	316.10	548.31	-232.21

INFORMATION PROVIDED AS COURTESY ONLY - NOT FURNISHED TO THE IRS



Realized Gain/Loss

As of Date. 2/11/11



Account Number: 7312-4729  
VERNON K WILLBORG CHARITABLE  
TRUST U/A DTD 4-25-00  
GLYNN NANCE TTEE  
JOSEPH DUNCAN TTEE

Long Term Description	Quantity	ADJ PRICE/ ORIG PRICE	DATE ACQUIRED	CLOSE DATE	PROCEEDS	ADJ COST/ ORIG COST	GAIN/LOSS
<i>Continued</i>							
FRONTIER COMMUNICATIONS CORP	0.50412	0.0000	04/03/01	07/01/10	3.63	6.10	-2.47
	8.37735	0.0000	04/03/01	09/14/10	64.28	101.29	-37.01
<b>Subtotal</b>	<b>8.88147</b>				<b>67.91</b>	<b>107.39</b>	<b>-39.48</b>
FUJIFILM HLDGS CORP ADR 2 ORD	3.00000	35.0800	12/22/04	09/24/10	98.66	105.24	-6.58
GAZPROM O A O SPONSORED ADR	2.00000	57.1910	12/13/07	09/24/10	41.03	114.39	-73.36
GENWORTH FINANCIAL INC CL-A	5.00000	26.3000	12/21/04	04/08/10	91.81	131.50	-39.69
	16.00000	26.3000	12/21/04	04/14/10	295.78	420.80	-125.02
<b>Subtotal</b>	<b>21.00000</b>				<b>387.59</b>	<b>552.30</b>	<b>-164.71</b>
GENZYME CORPORATION	10.00000	60.3413	04/25/06	09/22/10	709.78	603.41	106.37
GLAXOSMITHKLINE PLC-ADR	3.00000	43.8800	09/29/04	09/24/10	120.86	131.64	-10.78
HALLIBURTON COMPANY	12.00000	17.5894	11/12/08	12/10/10	484.02	211.07	272.95
HANOVER INSURANCE GROUP INC	5.00000	38.5019	10/08/08	03/17/10	215.24	192.51	22.73
	15.00000	38.8368	11/06/08	03/17/10	645.72	582.55	63.17
<b>Subtotal</b>	<b>20.00000</b>				<b>860.96</b>	<b>775.06</b>	<b>85.90</b>
HEINEKEN N V ADR	18.00000	17.0935	03/15/05	02/11/10	423.59	307.67	115.92
	22.00000	15.7548	11/04/05	02/11/10	517.73	346.60	171.13
	8.00000	27.1936	02/21/08	02/11/10	188.26	217.55	-29.29
	10.00000	25.4945	06/24/08	02/11/10	235.33	254.95	-19.62
	5.00000	15.3946	11/14/08	02/11/10	117.67	76.97	40.70
	11.00000	15.1397	11/19/08	02/11/10	258.88	166.54	92.34
<b>Subtotal</b>	<b>74.00000</b>				<b>1,741.46</b>	<b>1,370.28</b>	<b>371.18</b>

INFORMATION PROVIDED AS COURTESY ONLY - NOT FURNISHED TO THE IRS

# Realized Gain/Loss

As of Date: 2/11/11

Account Number: 7312-4729  
 VERNON K WILLBORG CHARITABLE  
 TRUST U/A DTD 4-25-00  
 GLYNN NANCE TTEE  
 JOSEPH DUNCAN TTEE

Long Term Description	Quantity	Adj Price/Orig Price	Date Acquired	Date Close	Proceeds	Adj Cost/Orig Cost	Gain/Loss
HOLCIM LTD-UNSPON ADR	7.00000	7.8974	04/08/09	09/24/10	90.99	53.03	37.96
HOME DEPOT INC	10.00000	39.2211	04/24/07	05/21/10	330.42	392.22	-61.80
HUTCHISON WHAMPOA ADR	2.00000	44.4502	06/15/06	09/24/10	86.39	88.90	-2.51
	2.00000	44.4502	06/15/06	12/08/10	105.92	88.90	17.02
	3.00000	47.1685	08/24/06	12/08/10	158.88	141.51	17.37
<b>Subtotal</b>	<b>7.00000</b>				<b>351.19</b>	<b>319.31</b>	<b>31.88</b>
IBERDROLA SA-SPONSORED ADR	4.00000	40.2509	09/18/09	09/24/10	122.59	161.01	-38.42
IDEXX LABORATORIES INC	10.00000	34.6019	02/06/09	03/26/10	564.40	346.02	218.38
	15.00000	34.6019	02/06/09	04/29/10	992.19	519.03	473.16
<b>Subtotal</b>	<b>25.00000</b>				<b>1,556.59</b>	<b>865.05</b>	<b>691.54</b>
IHS INC CL A	10.00000	66.3098	03/20/08	10/19/10	712.63	663.10	49.53
	5.00000	63.0296	04/09/08	10/19/10	356.31	315.15	41.16
	5.00000	49.3495	09/19/08	10/19/10	356.32	246.75	109.57
<b>Subtotal</b>	<b>20.00000</b>				<b>1,425.26</b>	<b>1,225.00</b>	<b>200.26</b>
IMPERIAL TOB GROUP PLC SPONSORED ADR	5.00000	45.5451	03/19/09	04/06/10	301.19	227.73	73.46
	3.00000	45.5451	03/19/09	09/24/10	183.77	136.64	47.13
<b>Subtotal</b>	<b>8.00000</b>				<b>484.96</b>	<b>364.37</b>	<b>120.59</b>
INTEL CORP	30.00000	21.9979	04/24/07	01/15/10	634.85	659.94	-25.09
	15.00000	21.9979	04/24/07	08/19/10	285.31	329.97	-44.66
<b>Subtotal</b>	<b>45.00000</b>				<b>920.16</b>	<b>989.91</b>	<b>-69.75</b>
INTERVAL LEISURE GROUP	25.00000	10.0392	09/29/08	04/14/10	344.72	250.98	93.74
	30.00000	10.0392	09/29/08	04/15/10	417.54	301.17	116.37
	5.00000	7.9050	10/08/08	04/15/10	69.60	39.53	30.07

INFORMATION PROVIDED AS COURTESY ONLY - NOT FURNISHED TO THE IRS



Realized Gain/Loss

As of Date: 2/11/11



Account Number: 7312-4729  
 VERNON K WILLBORG CHARITABLE  
 TRUST U/A DTD 4-25-00  
 GLYNN NANCE TTEE  
 JOSEPH DUNCAN TTEE

Long Term DESCRIPTION	Quantity	ADJ PRICE/ ORIG PRICE	DATE ACQUIRED	CLOSE DATE	PROCEEDS	ADJ COST/ ORIG COST	GAIN/LOSS
<b>Subtotal</b>	<b>60.00000</b>				<b>831.86</b>	<b>591.68</b>	<b>240.18</b>
JOHN WILEY & SONS INC CL A	5.00000	38.4187	02/10/06	09/22/10	203.74	192.10	11.64
JPMORGAN CHASE & CO	17.00000	0.0000	04/03/01	04/16/10	782.80	719.44	63.36
KIMBERLY-CLARK CORP	10.00000	0.0000	03/06/03	08/25/10	645.12	441.28	203.84
	9.00000	0.0000	03/06/03	09/22/10	600.32	397.15	203.17
<b>Subtotal</b>	<b>19.00000</b>				<b>1,245.44</b>	<b>838.43</b>	<b>407.01</b>
LABORATORY CORP OF AMER HLDGS	10.00000	69.8474	10/25/07	03/24/10	744.01	698.47	45.54
LIBERTY MEDIA INTERACTIVE A	60.00000	24.7295	04/24/07	05/17/10	763.58	1,483.77	-720.19
	4.00000	16.0493	03/17/08	06/30/10	42.88	64.20	-21.32
	11.00000	16.3405	03/18/08	06/30/10	117.92	179.75	-61.83
	50.00000	3.0316	03/13/09	06/30/10	536.05	151.58	384.47
	20.00000	3.0316	03/13/09	09/22/10	259.80	60.64	199.16
<b>Subtotal</b>	<b>145.00000</b>				<b>1,720.23</b>	<b>1,939.94</b>	<b>-219.71</b>
LIBERTY MEDIA CAP SER A	5.00000	17.4789	04/24/07	09/22/10	259.74	87.40	172.34
	5.00000	14.9697	06/04/08	09/22/10	259.74	74.85	184.89
	40.00000	5.2483	03/13/09	09/22/10	2,077.97	209.94	1,868.03
<b>Subtotal</b>	<b>50.00000</b>				<b>2,597.45</b>	<b>372.19</b>	<b>2,225.26</b>
MADISON SQUARE GARDEN INC CLASS A	0.13461	22.2213	04/24/07	02/09/10	2.35	2.99	-0.64
	0.03846	16.1176	04/07/08	02/09/10	0.67	0.62	0.05
<b>Subtotal</b>	<b>0.17307</b>				<b>3.02</b>	<b>3.61</b>	<b>-0.59</b>
MERCK & CO INC NEW	18.00000	26.3596	12/09/08	12/20/10	657.40	474.47	182.93
	14.00000	28.9463	02/13/09	12/20/10	511.32	405.25	106.07

INFORMATION PROVIDED AS COURTESY ONLY - NOT FURNISHED TO THE IRS

Realized Gain/Loss

As of Date: 2/11/11

Account Number: 7312-4729  
 VERNON K WILLBORG CHARITABLE  
 TRUST U/A DTD 4-25-00  
 GLYNN NANCE TTEE  
 JOSEPH DUNCAN TTEE

Long Term DESCRIPTION	Quantity	ADJ PRICE/ ORIG PRICE	DATE ACQUIRED	CLOSE DATE	PROCEEDS	ADJ COST/ ORIG COST	GAIN/LOSS
<b>Subtotal</b>	<b>32.00000</b>				<b>1,168.72</b>	<b>879.72</b>	<b>289.00</b>
MERIDIAN BIOSCIENCE INC	30.00000	18 6651	03/12/07	04/01/10	607 74	559 95	47.79
MITSUBISHI CORP ADR	2 00000	27.4018	04/01/09	09/24/10	91 89	54.81	37 08
MITSUBISHI UFJ FINANCIAL ADR	29 00000	10.9083	05/21/07	04/06/10	149.66	316.34	-166 68
	29 00000	10.9083	05/21/07	09/24/10	139.19	316.34	-177.15
<b>Subtotal</b>	<b>58.00000</b>				<b>288.85</b>	<b>632.68</b>	<b>-343.83</b>
MUENCHENER RUECKVERSICHERUNGS- GESELLSCHAFT AG ADR	3 00000	13.7498	05/04/09	09/24/10	41 18	41.25	-0 07
NASDAQ OMX GROUP	20.00000	37.9130	05/02/08	02/16/10	369.05	758.26	-389.21
	5.00000	31.8849	06/11/08	02/16/10	92 26	159.42	-67.16
<b>Subtotal</b>	<b>25.00000</b>				<b>461.31</b>	<b>917.68</b>	<b>-456.37</b>
NATIONAL GRID PLC SPON ADR NEW	11 00000	71.5402	04/18/08	03/10/10	540.87	786 94	-246.07
	2.00000	70.6114	06/04/08	03/10/10	98 35	141.23	-42.88
	2 00000	70 6100	06/04/08	09/24/10	86 21	141 22	-55.01
<b>Subtotal</b>	<b>15.00000</b>				<b>725.43</b>	<b>1,069.39</b>	<b>-343.96</b>
NIPPON TELEGRAPH & TELEPHONE CORP SPONSORED ADR	3 00000	21 6600	12/22/04	09/24/10	67 82	64 98	2 84
NISSAN MTR LTD SPONS-ADR	5 00000	22 8946	12/03/07	09/24/10	83.39	114 48	-31 09
NITTO DENKO CORP ADR	3 00000	448 4554	05/01/08	04/07/10	1,161 69	1,345 37	-183 68
NOBLE ENERGY INC	6 00000	34 7222	05/19/05	01/25/10	470 17	208 33	261.84
	3 00000	34 7222	05/19/05	02/17/10	229 14	104.16	124 98
	3 00000	57 7875	09/15/08	02/17/10	229.14	173.37	55 77

INFORMATION PROVIDED AS COURTESY OF EQUITY - NOT FURNISHED TO THE IRS



Realized Gain/Loss

As of Date: 2/11/11



Account Number: 7312-4729  
 VERNON K WILLBORG CHARITABLE  
 TRUST U/A DTD 4-25-00  
 GLYNN NANCE TTEE  
 JOSEPH DUNCAN TTEE

Long Term DESCRIPTION	Quantity	ADJ PRICE/ ORIG PRICE	DATE ACQUIRED	CLOSE DATE	PROCEEDS	ADJ COST/ ORIG COST	GAIN/LOSS
	10.00000	57.7875	09/15/08	10/13/10	779.80	577.88	201.92
	1.00000	57.7875	09/15/08	10/14/10	77.35	57.78	19.57
	4.00000	54.4310	02/13/09	10/14/10	309.43	217.73	91.70
	2.00000	54.4310	02/13/09	10/15/10	156.29	108.86	47.43
	8.00000	56.7720	05/26/09	10/15/10	625.18	454.18	171.00
<b>Subtotal</b>	<b>37.00000</b>				<b>2,876.50</b>	<b>1,902.29</b>	<b>974.21</b>
NOKIA CORP SPONSORED ADR	7.00000	15.6800	12/22/04	09/24/10	70.13	109.76	-39.63
NOVARTIS AG SPON ADR	15.00000	57.3177	02/26/07	04/06/10	788.18	859.76	-71.58
NTT DOCOMO INC ADR SPONSORED ADR BONY 1/200TH ORD	18.00000	14.4614	08/10/07	04/06/10	275.18	260.30	14.88
	1.00000	14.4614	08/10/07	09/24/10	17.14	14.46	2.68
	3.00000	14.2228	08/13/07	09/24/10	51.45	42.67	8.78
<b>Subtotal</b>	<b>22.00000</b>				<b>343.77</b>	<b>317.43</b>	<b>26.34</b>
PERUSAHAAN PERSEROAN PERSERO PT INDONESIA TELEKOMUNIKASI SPON ADR	4.00000	42.8357	02/15/07	02/17/10	150.32	171.34	-21.02
	14.00000	20.5832	12/05/08	02/17/10	526.15	288.16	237.99
<b>Subtotal</b>	<b>18.00000</b>				<b>676.47</b>	<b>459.50</b>	<b>216.97</b>
PETROLEO BRASILEIRO - SPON ADR - PETROBRAS PFIZER INC SR UNSECURED CPN 6 200% DUE 03/15/19 DTD 03/24/09 FC 09/15/09	2.00000	41.2852	10/23/07	09/24/10	70.17	82.57	-12.40
	2,000.00000	101.8400	03/17/09	05/20/10	2,333.94	2,036.80	297.14

INFORMATION PROVIDED AS COURTESY ONLY - NOT FURNISHED TO THE IRS

# Realized Gain/Loss

As of Date: 2/11/11

Account Number: 7312-4729  
 VERNON K WILLBORG CHARITABLE  
 TRUST U/A DTD 4-25-00  
 GLYNN NANCE TTEE  
 JOSEPH DUNCAN TTEE

Long Term DESCRIPTION	Quantity	ADJ PRICE/ ORIG PRICE	DATE ACQUIRED	CLOSE DATE	PROCEEDS	ADJ COST/ ORIG COST	GAIN/LOSS
PHILIP MORRIS INTERNATIONAL INC	21.00000	32.2933	12/21/04	09/27/10	1,168.79	678.16	490.63
PITNEY BOWES INC	20.00000	45.6200	12/21/04	03/05/10	457.59	912.40	-454.81
PORSCHE AUTOMOBIL-UNSPON ADR	20.00000	7.7455	09/16/09	09/24/10	96.99	154.91	-57.92
	52.00000	7.7455	09/16/09	12/07/10	469.09	402.77	66.32
<b>Subtotal</b>	<b>72.00000</b>				<b>566.08</b>	<b>557.68</b>	<b>8.40</b>
POSCO SPONSORED ADR	2.00000	130.9040	04/07/08	02/04/10	226.94	261.81	-34.87
PUBLICIS GROUP - S A NEW SPONS ADR	14.00000	21.1917	09/06/07	02/19/10	265.70	296.68	-30.98
	14.00000	18.5597	12/18/07	02/19/10	265.70	259.84	5.86
	14.00000	19.8443	05/15/08	02/19/10	265.71	277.82	-12.11
<b>Subtotal</b>	<b>42.00000</b>				<b>797.11</b>	<b>834.34</b>	<b>-37.23</b>
QUALCOMM INC	5.00000	41.0737	10/07/08	06/10/10	173.88	205.37	-31.49
	5.00000	36.2731	10/28/08	06/10/10	173.88	181.37	-7.49
	5.00000	36.2731	10/28/08	06/21/10	179.99	181.36	-1.37
<b>Subtotal</b>	<b>15.00000</b>				<b>527.75</b>	<b>568.10</b>	<b>-40.35</b>
RAYONIER INC	5.00000	34.3814	07/08/09	09/22/10	249.54	171.91	77.63
RAYTHEON COMPANY	8.00000	38.9500	12/21/04	02/19/10	442.16	311.60	130.56
	1.00000	38.9500	12/21/04	06/03/10	53.07	38.95	14.12
<b>Subtotal</b>	<b>9.00000</b>				<b>495.23</b>	<b>350.55</b>	<b>144.68</b>
REINSURANCE GROUP OF AMERICA INC	10.00000	50.8871	04/22/08	06/03/10	463.62	508.87	-45.25
	15.00000	35.5777	10/09/08	06/03/10	695.43	533.67	161.76
<b>Subtotal</b>	<b>25.00000</b>				<b>1,159.05</b>	<b>1,042.54</b>	<b>116.51</b>
REPSOL YPF S A	3.00000	25.6500	12/22/04	09/24/10	77.72	76.95	0.77

INFORMATION PROVIDED AS COURTESY 'LY - NOT FURNISHED TO THE IRS



Realized Gain/Loss

As of Date: 2/11/11



Account Number: 7312-4729  
VERNON K WILLBORG CHARITABLE  
TRUST U/A DTD 4-25-00  
GLYNN NANCE TTEE  
JOSEPH DUNCAN TTEE

Long Term Description	Quantity	Adj Price/ Orig Price	Date Acquired	Close Date	Proceeds	Adj Cost/ Orig Cost	Gain/Loss
<i>Continued</i>							
RIO TINTO FIN USA LTD COMPANY GTD CPN 9 000% DUE 05/01/19 DTD 04/17/09 FC 11/01/09	1,000.00000 1,000.00000 <b>2,000.00000</b>	111.0000 111.1250	06/09/09 06/09/09	11/19/10 11/19/10	1,378.13 1,378.13 <b>2,756.26</b>	1,110.00 1,111.25 <b>2,221.25</b>	268.13 266.88 <b>535.01</b>
<b>Subtotal</b>	<b>10.00000</b>	<b>41.1249</b>	<b>09/23/08</b>	<b>06/11/10</b>	<b>342.08</b>	<b>411.25</b>	<b>-69.17</b>
ROCHE HOLDINGS LTD ADR	5.00000	31.3000	03/17/09	06/11/10	171.04	156.50	14.54
	5.00000	32.7589	03/27/09	07/23/10	161.60	163.79	-2.19
<b>Subtotal</b>	<b>20.00000</b>	<b>11.3563</b>	<b>02/09/09</b>	<b>04/05/10</b>	<b>674.72</b>	<b>731.54</b>	<b>-56.82</b>
ROCHESTER MEDICAL CORP	5.00000	11.1468	02/11/09	04/05/10	65.10	56.78	8.32
	5.00000	10.9398	02/23/09	04/05/10	65.11	55.73	9.38
	15.00000	10.7287	02/24/09	04/05/10	195.33	164.10	31.23
	5.00000	10.8920	02/26/09	04/05/10	65.11	53.64	11.47
	15.00000	10.8920	02/26/09	04/05/10	195.33	163.38	31.95
	5.00000	9.9235	03/02/09	04/07/10	65.01	54.46	10.55
	5.00000	53.7664	03/10/08	03/03/10	65.01	49.62	15.39
<b>Subtotal</b>	<b>55.00000</b>	<b>716.00</b>	<b>03/02/09</b>	<b>04/07/10</b>	<b>716.00</b>	<b>597.71</b>	<b>118.29</b>
ROPER INDS INC NEW	5.00000	56.6618	03/19/08	03/03/10	279.49	268.83	10.66
	5.00000	56.6618	03/19/08	03/03/10	279.50	283.31	-3.81
	5.00000	56.6618	03/19/08	09/22/10	319.39	283.31	36.08
<b>Subtotal</b>	<b>15.00000</b>	<b>878.38</b>	<b>03/19/08</b>	<b>09/22/10</b>	<b>878.38</b>	<b>835.45</b>	<b>42.93</b>
ROYAL DUTCH SHELL PLC ADR B	3.00000	68.2247	01/10/06	09/24/10	175.46	204.68	-29.22
	1.00000	68.2247	01/10/06	12/07/10	64.10	68.22	-4.12
	9.00000	72.2786	04/19/06	12/07/10	576.94	650.51	-73.57

INFORMATION PROVIDED AS COURTESY ONLY - NOT FURNISHED TO THE IRS

Realized Gain/Loss

As of Date: 2/11/11

Account Number: 7312-4729  
 VERNON K WILLBORG CHARITABLE  
 TRUST U/A DTD 4-25-00  
 GLYNN NANCE TTEE  
 JOSEPH DUNCAN TTEE

Long Term DESCRIPTION	Quantity	ADJ PRICE/ ORIG PRICE	DATE ACQUIRED	CLOSE DATE	PROCEEDS	ADJ COST/ ORIG COST	GAIN/LOSS
<b>Subtotal</b>	<b>13.00000</b>				<b>816.50</b>	<b>923.41</b>	<b>-106.91</b>
RUDDICK CORP	5.00000	36.6799	06/09/08	01/08/10	128.40	183.40	-55.00
SANDISK CORPORATION	10.00000	43.6474	04/24/07	09/22/10	357.19	436.48	-79.29
SANOFI-AVENTIS ADR	4.00000	41.5258	06/19/07	09/24/10	135.99	166.10	-30.11
SEARS HOLDINGS CORP	5.00000	39.2343	03/17/09	06/21/10	381.48	196.17	185.31
	5.00000	39.2343	03/17/09	06/29/10	339.71	196.17	143.54
<b>Subtotal</b>	<b>10.00000</b>				<b>721.19</b>	<b>392.34</b>	<b>328.85</b>
SEVEN & I HOLDINGS ADR	6.00000	45.0207	04/08/09	04/16/10	313.33	270.13	43.20
	2.00000	45.0207	04/08/09	09/24/10	92.79	90.04	2.75
<b>Subtotal</b>	<b>8.00000</b>				<b>406.12</b>	<b>360.17</b>	<b>45.95</b>
SOCIETE GENERALE FRANCE SPONSORED ADR	15.00000	19.9000	12/22/04	05/12/10	149.57	298.50	-148.93
	9.00000	22.9596	10/10/05	05/12/10	89.74	206.64	-116.90
	14.00000	23.3175	02/28/08	05/12/10	139.60	326.45	-186.85
	35.00000	20.0478	03/26/08	05/12/10	349.00	701.67	-352.67
<b>Subtotal</b>	<b>73.00000</b>				<b>727.91</b>	<b>1,533.26</b>	<b>-805.35</b>
STATOIL ASA	3.00000	15.5600	12/22/04	09/24/10	62.63	46.68	15.95
STERICYCLE INC	10.00000	51.0491	04/15/09	07/07/10	647.72	510.49	137.23
SWISSCOM AG SPONSORED ADR	4.00000	33.9901	06/18/08	09/24/10	159.99	135.96	24.03
SYNOPSYS CORP	31.00000	19.4532	05/22/09	05/24/10	652.47	603.05	49.42
TAKEDA PHARMACEUTICAL CO LTD SPONSORED ADR	4.00000	28.8314	05/28/08	09/24/10	95.15	115.33	-20.18
	26.00000	28.8314	05/28/08	12/08/10	604.75	749.62	-144.87
<b>Subtotal</b>	<b>30.00000</b>				<b>699.90</b>	<b>864.95</b>	<b>-165.05</b>
TECHNE CORP	10.00000	52.6907	02/03/09	04/14/10	631.44	526.91	104.53

INFORMATION PROVIDED AS COURTESY ONLY - NOT FURNISHED TO THE IRS



Realized Gain/Loss

As of Date: 2/11/11



FINANCIAL SERVICES INC  
MEMBER FINRA / SIPC

Account Number: 7312-4729  
VERNON K WILLBORG CHARITABLE  
TRUST U/A DTD 4-25-00  
GLYNN NANCE TTEE  
JOSEPH DUNCAN TTEE

Long Term DESCRIPTION	Quantity	ADJ PRICE/ ORIG PRICE	DATE ACQUIRED	CLOSE DATE	PROCEEDS	ADJ COST/ ORIG COST	GAIN/LOSS
THE MOSAIC COMPANY	8,00000	45.1370	06/30/09	08/18/10	457.33	361.09	96.24
	5,00000	45.1370	06/30/09	08/23/10	294.55	225.68	68.87
<b>Subtotal</b>	<b>13,00000</b>				<b>751.88</b>	<b>586.77</b>	<b>165.11</b>
TNT NV-ADR	17,32910	21.5362	05/04/04	01/15/10	532.35	373.19	159.16
	8,10130	25.3478	06/23/05	01/15/10	248.87	205.35	43.52
	6,56960	24.5715	10/10/05	01/15/10	201.83	161.43	40.40
	3,00000	24.5715	10/10/05	09/24/10	78.98	73.72	5.26
<b>Subtotal</b>	<b>35,00000</b>				<b>1,062.03</b>	<b>813.69</b>	<b>248.34</b>
TORONTO DOMINION BK NEW	1,00000	44.2329	05/20/09	09/24/10	72.36	44.24	28.12
TOTAL S A SPONS ADR	2,00000	0.0000	05/30/00	09/24/10	102.37	151.00	-48.63
UNILEVER NV ADR	4,00000	24.2138	09/20/06	09/24/10	117.47	96.86	20.61
UNION PACIFIC CORP	10,00000	32.9000	12/21/04	02/26/10	675.90	329.00	346.90
	7,00000	32.9000	12/21/04	03/01/10	472.93	230.30	242.63
<b>Subtotal</b>	<b>17,00000</b>				<b>1,148.83</b>	<b>559.30</b>	<b>589.53</b>
US TREASURY NOTES CPN 4.500% DUE 11/15/10 DTD 11/15/05 FC 05/15/06	3,000,00000	100.0000 98.1875	07/27/06	11/15/10	3,000.00	3,000.00 2,945.62	0.00
VALSPAR CORPORATION	15,00000	18.5106	10/15/08	02/11/10	387.00	277.66	109.34
	20,00000	18.7564	10/23/08	02/11/10	516.02	375.13	140.89
<b>Subtotal</b>	<b>35,00000</b>				<b>903.02</b>	<b>652.79</b>	<b>250.23</b>
VERIZON COMMUNICATIONS COM	37,00000	0.0000	04/03/01	07/20/10	985.35	1,593.29	-607.94
VODAFONE GROUP PLC SPONSORED ADR NEW	1,50000	27.7569	07/08/05	03/17/10	34.32	41.63	-7.31
	11,50000	29.5429	07/29/05	03/17/10	263.17	339.75	-76.58

INFORMATION PROVIDED AS COURTESY ONLY - NOT FURNISHED TO THE IRS

# Realized Gain/Loss

As of Date: 2/11/11

Account Number: 7312-4729  
 VERNON K WILLBORG CHARITABLE  
 TRUST U/A DTD 4-25-00  
 GLYNN NANCE TTEE  
 JOSEPH DUNCAN TTEE

Long Term DESCRIPTION	Quantity	ADJ PRICE/ ORIG PRICE	DATE ACQUIRED	CLOSE DATE	PROCEEDS	ADJ COST/ ORIG COST	GAIN/LOSS
	2.50000	29.5429	07/29/05	08/20/10	58.45	73.85	-15.40
	3.50000	29.8990	10/11/05	08/20/10	81.83	104.65	-22.82
	24.00000	23.8601	02/01/06	08/20/10	561.12	572.65	-11.53
	1.37500	23.8601	02/01/06	09/24/10	35.26	32.80	2.46
	0.62500	25.7286	03/13/06	09/24/10	16.03	16.09	-0.06
	17.75000	25.7286	03/13/06	11/30/10	446.42	456.67	-10.25
	4.25000	24.2198	03/29/06	11/30/10	106.90	120.10	-13.20
<b>Subtotal</b>	<b>67.00000</b>				<b>1,603.50</b>	<b>1,758.19</b>	<b>-154.69</b>
WASTE CONNECTIONS INC	5.00000	30.4079	01/07/08	09/22/10	199.34	152.04	47.30
WEATHRFORD INTERNATIONAL LTD REG	45.00000	24.0468	04/24/07	01/13/10	860.01	1,082.11	-222.10
	15.00000	24.0468	04/24/07	01/22/10	273.64	360.70	-87.06
<b>Subtotal</b>	<b>60.00000</b>				<b>1,133.65</b>	<b>1,442.81</b>	<b>-309.16</b>
WHITING PETROLEUM CORP	5.00000	49.5597	08/25/09	09/22/10	476.82	247.80	229.02
WOLVERINE WORLD WIDE INC	5.00000	25.9043	09/09/09	09/22/10	140.19	129.52	10.67
	5.00000	25.9043	09/09/09	12/08/10	155.00	129.52	25.48
<b>Subtotal</b>	<b>10.00000</b>				<b>295.19</b>	<b>259.04</b>	<b>36.15</b>
ZENITH NATIONAL INS CORP	15.00000	39.9634	05/15/08	02/18/10	566.09	599.45	-33.36
	20.00000	39.7586	05/16/08	02/18/10	754.79	795.17	-40.38
<b>Subtotal</b>	<b>35.00000</b>				<b>1,320.88</b>	<b>1,394.62</b>	<b>-73.74</b>
ZURICH FINANCIAL SVCS ADR	15.00000	0.0000	11/05/01	04/06/10	363.04	371.25	-8.21
	3.00000	0.0000	11/05/01	09/24/10	70.70	74.25	-3.55

INFORMATION PROVIDED AS COURTESY ONLY - NOT FURNISHED TO THE IRS



Realized Gain/Loss

As of Date: 2/11/11



Account Number: 7312-4729  
 VERNON K WILLBORG CHARITABLE  
 TRUST U/A DTD 4-25-00  
 GLYNN NANCE TTEE  
 JOSEPH DUNCAN TTEE

Long Term DESCRIPTION	Quantity	ADJ PRICE/ ORIG PRICE	DATE ACQUIRED	CLOSE DATE	PROCEEDS	ADJ COST/ ORIG COST	GAIN/LOSS
	5.00000	15.6600	03/15/04	09/24/10	117.85	78.34	39.51
	24.00000	15.6600	03/15/04	12/07/10	566.17	376.00	190.17
	47.00000				1,117.76	899.84	217.92
Subtotal					\$91,046.27	\$84,030.80	\$7,015.47
Total - Long Term						\$83,976.42	

2010

SUMMARY

	PROCEEDS	COST	GAIN (LOSS)
SHORT TERM	119,447	126,533	< 7,086
LONG TERM	91,047	98,062	< 7,015
TOTAL	210,494	224,595	< 14,101

# SNAPSHOT

VERNON K WILLBORG CHARITABLE  
 TRUST U/A DTD 4-25-00  
 GLYNN NANCE TTEE  
 JOSEPH DUNCAN TTEE  
 DECEMBER 1 - DECEMBER 31, 2010  
 ACCOUNT NUMBER 7312-4729

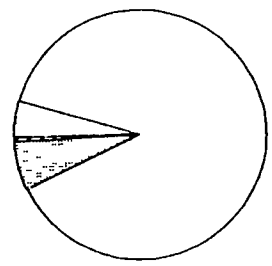


## Progress summary

	THIS PERIOD	THIS YEAR
Opening value	\$479,193.77	\$360,052.35
Income earned	1,231.89	8,184.30
Change in value	30,550.92	142,739.93
<b>Closing value</b>	<b>\$510,976.58</b>	<b>\$510,976.58</b>

## Portfolio summary

CURRENT



ASSETS	ASSET TYPE
Cash and sweep balances	
Stocks, options & ETFs	
Fixed income securities	
Mutual funds	
Preferreds/fixe rate cap secs	
<b>Asset value</b>	

	PREVIOUS VALUE ON NOV 30	CURRENT VALUE ON DEC 31	%	ESTIMATED ANN INCOME
	25,871.61	24,622.26	4.82	4
	417,739.43	450,768.26	88.22	6,544
	33,464.57	82,946.96	6.45	1,469
	0.00	0.00	0.00	0
	2,118.16	2,639.10	0.52	174
<b>Total</b>	<b>\$479,193.77</b>	<b>\$510,976.58</b>	<b>100%</b>	<b>\$8,191</b>

VERNON K WILLBORG CHARITABLE  
 TRUST U/A DTD 4-25-00  
 GLYNN NANCE TTEE  
 JOSEPH DUNCAN TTEE  
 DECEMBER 1 - DECEMBER 31, 2010  
 ACCOUNT NUMBER 7312-4729

**Additional information**

	THIS PERIOD	THIS YEAR	Gross proceeds	THIS PERIOD	THIS YEAR
Accrued interest on sales	0 00	92 52		14,641.99	210,493 01
Accrued interest on purchases	0 00	-184 04	Foreign withholding	-38.91	-347 04
Return of capital	0 00	0.92			

**Portfolio detail**

**Cash and Sweep Balances**

Bank Deposit Sweep - Consists of monies held in one or more FDIC-insured depository account(s) established with Wells Fargo Bank, N.A. Additional funds over \$250,000 are deposited at one or more additional banks affiliated with Wells Fargo & Company. These assets are not covered by SIPC, but are instead covered by FDIC insurance in accordance with FDIC rules. For additional information on the Bank Deposit Sweep for your account please contact Your Account Executive


DESCRIPTION	ANNUAL PERCENTAGE YIELD EARNED*	CURRENT MARKET VALUE	ESTIMATED ANNUAL INCOME
Cash	N/A	-301.57	N/A
BANK DEPOSIT SWEEP	0.02	24,923.83	4.98
Interest Period 12/01/10 - 12/31/10			
<b>Total Cash and Sweep Balances</b>		<b>\$24,622.26</b>	<b>\$4.98</b>

\* APY measures the total amount of the interest paid on an account based on the interest rate and the frequency of the compounding during the interest period. The annual percentage yield is expressed as an annualized rate, based on a 365- or 366-day year (as applicable)

**Stocks, options & ETFs**

**Stocks and ETFs**

DESCRIPTION	QUANTITY	ADJ PRICE/ ORIG PRICE	ADJ COST/ ORIG COST	CURRENT PRICE	CURRENT MARKET VALUE	UNREALIZED GAIN/LOSS	ESTIMATED	
							ANNUAL INCOME	ANNUAL YIELD (%)
ACTUANT CORP-CL A								
ATU								
Acquired 07/21/10	55	18.63	1,025 02		1,464.10	439.08		
Acquired 07/22/10	5	18 99	94.99		133 10	38 11		
Acquired 09/22/10	10	22.26	222 60		266.20	43 60		
<b>Total</b>	<b>70</b>		<b>\$1,342.61</b>	<b>26.6200</b>	<b>\$1,863.40</b>	<b>\$520.79</b>	<b>\$2.80</b>	<b>0.15</b>
AGILENT TECH INC								
A								
Acquired 08/20/10	50	28 30	1,415 46	41 4300	2,071.50	656.04	N/A	N/A



DMA/CUSTOMIZED BLEND



VERNON K WILLBORG CHARITABLE  
TRUST U/A DTD 4-25-00  
GLYNN NANCE TTEE  
JOSEPH DUNCAN TTEE  
DECEMBER 1 - DECEMBER 31, 2010  
ACCOUNT NUMBER 7312-4729

**Stocks, options & ETFs**  
**Stocks and ETFs continued**

DESCRIPTION	QUANTITY	ADJ PRICE/ ORIG PRICE	ADJ COST/ ORIG COST	CURRENT PRICE	CURRENT MARKET VALUE	UNREALIZED GAIN/LOSS	ESTIMATED	
							ANNUAL INCOME	ANNUAL YIELD (%)
AKAMAI TECH INC								
AKAM								
Acquired 07/30/09	15	16 69	250 39		705 75	455 36		
Acquired 08/18/09	10	17 68	176 90		470 50	293 60		
Acquired 09/06/10	10	39 22	392 26		470 50	78 24		
<b>Total</b>	<b>35</b>		<b>\$819.55</b>	<b>47.0500</b>	<b>\$1,646.75</b>	<b>\$827.20</b>	<b>N/A</b>	<b>N/A</b>
ALBEMARLE CORP								
ALB								
Acquired 03/16/10	15	42 50	637 56		836 70	199 14		
Acquired 05/20/10	15	40 54	608 22		836 70	228 48		
Acquired 06/01/10	15	42 38	635 70		836 70	201 00		
<b>Total</b>	<b>45</b>		<b>\$1,881.48</b>	<b>55.7800</b>	<b>\$2,510.10</b>	<b>\$628.62</b>	<b>\$25.20</b>	<b>1.00</b>
ALLIED WORLD ASSURANCE								
CO HOLDINGS LTD								
AWH								
Acquired 01/11/10	35	45 98	1,609 38		2,080 40	471 02		
Acquired 06/01/10	10	44 10	441 00		594 40	153 40		
<b>Total</b>	<b>45</b>		<b>\$2,050.38</b>	<b>59.4400</b>	<b>\$2,674.80</b>	<b>\$624.42</b>	<b>\$36.00</b>	<b>1.35</b>
AMAZON COM INC								
AMZN								
Acquired 03/08/07	15	39 08	586 25		2,700 00	2,113 75		
Acquired 04/24/07	5	44 75	223 75		900 00	676 25		
<b>Total</b>	<b>20</b>		<b>\$810.00</b>	<b>180.0000</b>	<b>\$3,600.00</b>	<b>\$2,790.00</b>	<b>N/A</b>	<b>N/A</b>
AMERICA MOVIL SAB DE CV								
ADR SERIES L								
AMX								
Acquired 07/09/09	8	38 15	305 24		458 72	153 48		
Acquired 06/01/10	3	48 27	144 84		172 02	27 18		
<b>Total</b>	<b>11</b>		<b>\$450.08</b>	<b>57.3400</b>	<b>\$630.74</b>	<b>\$180.66</b>	<b>\$5.61</b>	<b>0.89</b>
AMGEN INC								
AMGN								
Acquired 12/21/04	120	52 27**	6,272 60		6,588 00	315 40		
AMPHENOL CORP NEW								
CLÁ								
APH								
Acquired 12/21/04	40	17 51	700 40		2,111 20	1,410 80		
Acquired 06/01/10	15	41 66	624 90		791 70	166 80		

VERNON K WILLBORG CHARITABLE  
 TRUST U/A DTD 4-25-00  
 GLYNN NANCE TTEE  
 JOSEPH DUNCAN TTEE  
 DECEMBER 1 - DECEMBER 31, 2010  
 ACCOUNT NUMBER 7312-4729

**Stocks, options & ETFs**  
**Stocks and ETFs continued**

DESCRIPTION	QUANTITY	ADJ PRICE/ ORIG PRICE	ADJ COST/ ORIG COST	CURRENT PRICE	CURRENT MARKET VALUE	UNREALIZED GAIN/LOSS	ESTIMATED	
							ANNUAL INCOME	ANNUAL YIELD (%)
<b>Total</b>	<b>55</b>		<b>\$1,325.30</b>	<b>52.7800</b>	<b>\$2,902.90</b>	<b>\$1,577.60</b>	<b>\$3.30</b>	<b>0.11</b>
ANADARKO PETROLEUM CORP								
APC								
Acquired 04/24/07	20	46.94	938.88		1,523.20	584.32		
Acquired 10/24/08	4	29.09	116.37		304.64	188.27		
Acquired 06/02/10	26	44.16	1,148.16		1,980.16	832.00		
<b>Total</b>	<b>50</b>		<b>\$2,203.41</b>	<b>76.1600</b>	<b>\$3,808.00</b>	<b>\$1,604.59</b>	<b>\$18.00</b>	<b>0.47</b>
ANGLOGOLD ASHANTI LTD								
SPON ADR								
AU								
Acquired 04/07/08	4	35.99	143.97		196.92	52.95		
Acquired 04/07/08	3	35.99	107.99		147.69	39.70		
Acquired 06/03/08	23	34.63	796.56		1,132.29	335.73		
Acquired 07/11/08	17	33.31	566.29		836.91	270.62		
Acquired 07/28/08	8	N/A##	196.92		393.84	196.92		
Acquired 06/01/10	26	42.41	1,102.66		1,279.98	177.32		
<b>Total</b>	<b>81</b>		<b>\$2,914.39</b>	<b>49.2300</b>	<b>\$3,987.63</b>	<b>\$1,073.24</b>	<b>\$14.98</b>	<b>0.38</b>
ANSYS INC								
ANSS								
Acquired 10/13/10	23	44.88	1,032.35	52.0700	1,197.61	165.26	N/A	N/A
AON CORP								
AON								
Acquired 05/01/07	14	38.83	543.63		644.14	100.51		
Acquired 07/06/07	20	42.53	850.80		920.20	69.40		
Acquired 02/13/09	18	40.35	726.42		828.18	101.76		
Acquired 12/02/09	2	38.46	76.93		92.02	15.09		
<b>Total</b>	<b>54</b>		<b>\$2,197.78</b>	<b>46.0100</b>	<b>\$2,484.54</b>	<b>\$286.76</b>	<b>\$32.40</b>	<b>1.30</b>
APACHE CORP COMMON								
APA								
Acquired 09/11/06	1	62.89	62.89		119.23	56.34		
Acquired 01/05/07	12	64.56	774.80		1,430.76	655.96		
Acquired 04/19/07	10	73.96	739.64		1,192.30	452.66		
Acquired 10/23/08	14	71.74	1,004.49		1,669.22	664.73		
Acquired 06/01/10	6	87.57	525.42		715.38	189.96		
Acquired 07/23/10	5	89.69	448.48		596.15	147.67		
<b>Total</b>	<b>48</b>		<b>\$3,555.72</b>	<b>119.2300</b>	<b>\$5,723.04</b>	<b>\$2,167.32</b>	<b>\$28.80</b>	<b>0.50</b>



DMA/CUSTOMIZED BLEND



VERNON K WILLBORG CHARITABLE  
TRUST U/A DTD 4-25-00  
GLYNN NANCE TTEE  
JOSEPH DUNCAN TTEE  
DECEMBER 1 - DECEMBER 31, 2010  
ACCOUNT NUMBER 7312-4729

**Stocks, options & ETFs**  
**Stocks and ETFs continued**

DESCRIPTION	QUANTITY	ADJ PRICE/ ORIG PRICE	ADJ COST/ ORIG COST	CURRENT PRICE	CURRENT MARKET VALUE	UNREALIZED GAIN/LOSS	ESTIMATED	
							ANNUAL INCOME	ANNUAL YIELD (%)
<b>ASTRAZENECA PLC</b>								
SPON ADR								
AZN								
Acquired 03/10/09	14	30 74	430 37		646 66	216 29		
Acquired 05/22/09	8	41 60	332 81		369 52	36 71		
Acquired 06/01/10	9	42 90	386 10		415 71	29 61		
<b>Total</b>	<b>31</b>		<b>\$1,149.28</b>	<b>46.1900</b>	<b>\$1,431.89</b>	<b>\$282.61</b>	<b>\$74.71</b>	<b>5.22</b>
<b>AU OPTRONICS CORP-ADR</b>								
AUO								
Acquired 04/08/08	31	18 10	546 60		330 03	-216 57		
Acquired 09/18/08	17	32693	183 24		180 55	-2 69		
Acquired 06/01/10	22	9 54	209 88		229 24	19 36		
<b>Total</b>	<b>71</b>		<b>\$939.72</b>	<b>10.4200</b>	<b>\$739.82</b>	<b>-\$199.90</b>	<b>N/A</b>	<b>N/A</b>
<b>AUSTRALIA &amp; NEW ZEALAND BANKING GROUP SPONSORED ADR</b>								
ANZBY								
Acquired 07/23/09	38	13 80	524 40		913 52	389 12		
Acquired 07/24/09	16	13 84	221 49		384 64	163 15		
Acquired 06/01/10	19	18 70	355 30		456 76	101 46		
<b>Total</b>	<b>73</b>		<b>\$1,101.19</b>	<b>24.0400</b>	<b>\$1,754.92</b>	<b>\$653.73</b>	<b>\$83.65</b>	<b>4.77</b>
<b>AUTODESK INC</b>								
ADSK								
Acquired 02/27/07	2	41 12	82 25		76 40	-5 85		
Acquired 03/08/07	19	38 97	740 54		725 80	-14 74		
Acquired 02/27/08	4	32 99	132 00		152 80	20 80		
Acquired 03/17/09	25	12 93	323 33		955 00	631 67		
<b>Total</b>	<b>50</b>		<b>\$1,278.12</b>	<b>38.2000</b>	<b>\$1,910.00</b>	<b>\$631.88</b>	<b>N/A</b>	<b>N/A</b>
<b>BANCO SANTANDER BRASIL</b>								
SA-ADS REPSTG 1 UNIT								
BSBR								
Acquired 10/16/09	36	13 78	496 27		489 60	-6 67		
Acquired 06/01/10	13	10 37	134 81		176 80	41 99		
<b>Total</b>	<b>49</b>		<b>\$631.08</b>	<b>13.6000</b>	<b>\$666.40</b>	<b>\$35.32</b>	<b>\$12.39</b>	<b>1.86</b>

VERNON K WILLBORG CHARITABLE  
 TRUST U/A DTD 4-25-00  
 GLYNN NANCE TTEE  
 JOSEPH DUNCAN TTEE  
 DECEMBER 1 - DECEMBER 31, 2010  
 ACCOUNT NUMBER 7312-4729

**Stocks, options & ETFs**  
**Stocks and ETFs continued**

DESCRIPTION	QUANTITY	ADJ PRICE/ ORIG PRICE	ADJ COST/ ORIG COST	CURRENT PRICE	CURRENT MARKET VALUE	UNREALIZED GAIN/LOSS	ESTIMATED	
							ANNUAL INCOME	ANNUAL YIELD (%)
<b>BANCO SANTANDER CENT</b>								
HISPANO SPON ADR								
STD								
Acquired 11/25/08	49	7.78	381.26		521.85	140.59		
Acquired 12/08/08	31	8.84	274.13		330.15	56.02		
Acquired 02/02/09	15	7.52	112.86		159.75	46.89		
Acquired 03/20/09	31	6.88	213.42		330.15	116.73		
Acquired 06/01/10	51	10.02	511.50		543.15	31.65		
<b>Total</b>	<b>177</b>		<b>\$1,493.17</b>	<b>10.6500</b>	<b>\$1,885.05</b>	<b>\$391.88</b>	<b>\$113.98</b>	<b>6.05</b>
<b>BARCLAYS PLC ADR</b>								
BCS								
Acquired 07/16/10	85	18.26	1,552.91	16.5200	1,404.20	-148.71	23.20	1.65
<b>BARRICK GOLD CORP</b>								
ABX								
Acquired 07/24/07	5	34.42	172.14		265.90	93.76		
Acquired 08/06/07	10	33.13	331.34		531.80	200.46		
Acquired 08/16/07	14	29.93	419.11		744.52	325.41		
Acquired 10/23/08	57	21.04	1,199.34		3,031.26	1,831.92		
<b>Total</b>	<b>86</b>		<b>\$2,121.93</b>	<b>53.1800</b>	<b>\$4,573.48</b>	<b>\$2,451.55</b>	<b>\$41.28</b>	<b>0.90</b>
<b>BED BATH &amp; BEYOND INC</b>								
BBBY								
Acquired 04/24/07	25	41.55	1,038.91		1,228.75	189.84		
Acquired 03/17/09	5	22.64	113.24		245.75	132.51		
Acquired 06/02/10	15	44.97	674.69		737.25	62.56		
<b>Total</b>	<b>45</b>		<b>\$1,826.84</b>	<b>49.1500</b>	<b>\$2,211.75</b>	<b>\$384.91</b>	<b>N/A</b>	<b>N/A</b>
<b>BERKSHIRE HATHAWAY INC</b>								
SERIES B NEW								
BRK/B								
Acquired 03/17/09	20	53.79	1,075.97	80.1100	1,602.20	526.23	N/A	N/A
<b>BHP BILLITON LTD</b>								
SPON ADR								
BHP								
Acquired 09/25/08	10	61.92	619.27		929.20	309.93		
Acquired 10/08/08	8	40.41	323.31		743.36	420.05		
Acquired 02/04/09	8	41.13	329.08		743.36	414.28		
Acquired 06/01/10	11	63.81	702.01		1,022.12	320.11		
<b>Total</b>	<b>37</b>		<b>\$1,973.67</b>	<b>92.9200</b>	<b>\$3,438.04</b>	<b>\$1,464.37</b>	<b>\$64.38</b>	<b>1.87</b>



DMA/CUSTOMIZED BLEND



VERNON K WILLBORG CHARITABLE  
TRUST U/A DTD 4-25-00  
GLYNN NANCE TTEE  
JOSEPH DUNCAN TTEE  
DECEMBER 1 - DECEMBER 31, 2010  
ACCOUNT NUMBER 7312-4729


**Stocks, options & ETFs**  
**Stocks and ETFs continued**

DESCRIPTION	QUANTITY	ADJ PRICE/ ORIG PRICE	ADJ COST/ ORIG COST	CURRENT PRICE	CURRENT MARKET VALUE	UNREALIZED GAIN/LOSS	ESTIMATED	
							ANNUAL INCOME	ANNUAL YIELD (%)
<b>BIO RAD LABS INC CL A</b>								
BIO								
Acquired 11/07/08	10	70.02	700.25		1,038.50	338.25		
Acquired 04/30/10	7	112.34	786.43		726.95	-59.48		
Acquired 06/01/10	5	92.11	460.55		519.25	58.70		
<b>Total</b>	<b>22</b>		<b>\$1,947.23</b>	<b>103.8500</b>	<b>\$2,284.70</b>	<b>\$337.47</b>	<b>N/A</b>	<b>N/A</b>
<b>BIOGEN IDEC INC</b>								
BIIB								
Acquired 04/24/07	45	48.46	2,181.13		3,017.25	836.12		
Acquired 06/02/10	30	48.27	1,448.10		2,011.50	563.40		
<b>Total</b>	<b>75</b>		<b>\$3,629.23</b>	<b>67.0500</b>	<b>\$5,028.75</b>	<b>\$1,399.52</b>	<b>N/A</b>	<b>N/A</b>
<b>BLACKROCK INC</b>								
BLK								
Acquired 03/20/09	1	114.34	114.34		190.58	76.24		
Acquired 03/30/09	2	126.04	252.09		381.16	129.07		
Acquired 04/08/09	1	128.52	128.52		190.58	62.06		
Acquired 06/02/10	6	164.25	985.50		1,143.48	157.98		
<b>Total</b>	<b>10</b>		<b>\$1,480.45</b>	<b>190.5800</b>	<b>\$1,905.80</b>	<b>\$425.35</b>	<b>\$40.00</b>	<b>2.10</b>
<b>BNP PARIBAS ADR</b>								
BNPQY								
Acquired 05/19/10	32	28.61	915.70		1,022.40	106.70		
Acquired 06/01/10	11	28.31	311.41		351.45	40.04		
<b>Total</b>	<b>43</b>		<b>\$1,227.11</b>	<b>31.9500</b>	<b>\$1,373.85</b>	<b>\$146.74</b>	<b>\$29.67</b>	<b>2.16</b>
<b>BROADCOM CORP</b>								
CL A								
BRCM								
Acquired 04/24/07	20	34.21	684.27		871.00	186.73		
Acquired 03/17/09	15	19.10	286.64		653.25	366.61		
<b>Total</b>	<b>35</b>		<b>\$970.91</b>	<b>43.5500</b>	<b>\$1,524.25</b>	<b>\$553.34</b>	<b>\$11.20</b>	<b>0.73</b>
<b>BRUKER CORPORATION</b>								
BRKR								
Acquired 05/07/10	55	13.43	738.82		913.00	174.18		
Acquired 06/01/10	10	12.53	125.30		166.00	40.70		
Acquired 09/22/10	5	13.96	69.80		83.00	13.20		
<b>Total</b>	<b>70</b>		<b>\$933.92</b>	<b>16.6000</b>	<b>\$1,162.00</b>	<b>\$228.08</b>	<b>N/A</b>	<b>N/A</b>

VERNON K WILLBORG CHARITABLE  
 TRUST U/A DTD 4-25-00  
 GLYNN NANCE TTEE  
 JOSEPH DUNCAN TTEE  
 DECEMBER 1 - DECEMBER 31, 2010  
 ACCOUNT NUMBER 7312-4729

**Stocks, options & ETFs**  
**Stocks and ETFs continued**

DESCRIPTION	QUANTITY	ADJ PRICE/ ORIG PRICE	ADJ COST/ ORIG COST	CURRENT PRICE	CURRENT MARKET VALUE	UNREALIZED GAIN/LOSS	ESTIMATED	
							ANNUAL INCOME	ANNUAL YIELD (%)
CA INC								
CA								
Acquired 12/21/04	103	30 97	3,189 91		2,517.32	-672 59		
Acquired 04/26/06	21	25 01	525 27		513.24	-12 03		
Acquired 11/15/07	5	25 32	126 64		122.20	-4 44		
Acquired 11/16/07	15	25 44	381 73		366.60	-15 13		
Acquired 05/17/10	15	20 57	308 66		366 60	57 94		
Acquired 06/01/10	65	19 98	1,299 31		1,588 60	289 29		
<b>Total</b>	<b>224</b>		<b>\$5,831.52</b>	<b>24.4400</b>	<b>\$5,474.56</b>	<b>-\$356.96</b>	<b>\$35.84</b>	<b>0.65</b>
CABLEVISION SYSTEMS								
NY GROUP CL A NEW								
CVC								
Acquired 04/24/07	35	27 00	945 29		1,184 40	239 11		
Acquired 04/07/08	10	19 58	195 90		338 40	142 50		
Acquired 03/17/09	20	10 43	208 62		676 80	468 18		
<b>Total</b>	<b>65</b>		<b>\$1,349.81</b>	<b>33.8400</b>	<b>\$2,199.60</b>	<b>\$849.79</b>	<b>\$32.50</b>	<b>1.48</b>
CANADIAN NATURAL								
RESOURCES LTD								
CNQ								
Acquired 11/16/09	10	69 27	346 39		444 20	97 81		
Acquired 11/19/09	22	66 82	735 05		977 24	242 19		
Acquired 01/26/10	20	65 86	658 62		888 40	229 78		
Acquired 06/01/10	9	34 23	308 15		399 78	91 63		
<b>Total</b>	<b>61</b>		<b>\$2,048.21</b>	<b>44.4200</b>	<b>\$2,709.62</b>	<b>\$661.41</b>	<b>\$18.23</b>	<b>0.67</b>
CANON INC ADR REP 5SHS								
CAJ								
Acquired 08/26/05	11	34 58	389 68		564 74	175 06		
Acquired 01/29/08	5	44 72	223 61		256 70	33 09		
Acquired 01/30/08	8	42 10	336 82		410 72	73 90		
Acquired 06/01/10	9	40 93	368 37		462 06	93 69		
<b>Total</b>	<b>33</b>		<b>\$1,318.48</b>	<b>51.3400</b>	<b>\$1,694.22</b>	<b>\$375.74</b>	<b>\$39.36</b>	<b>2.32</b>
CELGENE CORP								
CELG								
Acquired 12/02/08	2	49 50	99 01		118 28	19 27		
Acquired 12/03/08	3	51 19	153 59		177 42	23 83		
Acquired 01/30/09	5	53 23	266 17		295 70	29 53		
Acquired 03/17/09	5	47 89	239 48		295 70	56 22		





VERNON K WILLBORG CHARITABLE  
TRUST U/A DTD 4-25-00  
GLYNN NANCE TTEE  
JOSEPH DUNCAN TTEE  
DECEMBER 1 - DECEMBER 31, 2010  
ACCOUNT NUMBER 7312-4729


**Stocks, options & ETFs**  
**Stocks and ETFs continued**

DESCRIPTION	QUANTITY	ADJ PRICE/ ORIG PRICE	ADJ COST/ ORIG COST	CURRENT PRICE	CURRENT MARKET VALUE	UNREALIZED GAIN/LOSS	ANNUAL INCOME	ANNUAL YIELD (%)
Acquired 06/02/10	20	53.30	1,066.04		1,182.80	116.76		
<b>Total</b>	<b>35</b>		<b>\$1,824.29</b>	<b>59.1400</b>	<b>\$2,069.90</b>	<b>\$245.61</b>	<b>N/A</b>	<b>N/A</b>
CHECK POINT SOFTWARE TECH LTD								
CHKP Acquired 10/12/10	25	39.24	981.14	46.2600	1,156.50	175.36	N/A	N/A
CHEUNG KONG HLDINGS ADR (HONG KONG) CHEUY								
Acquired 11/16/05	29	10.06	291.78		446.60	154.82		
Acquired 01/22/09	35	9.02	316.03		539.00	222.97		
Acquired 06/01/10	23	11.42	262.66		354.20	91.54		
Acquired 06/09/10	18	11.25	202.60		277.20	74.60		
<b>Total</b>	<b>105</b>		<b>\$1,073.07</b>	<b>15.4000</b>	<b>\$1,617.00</b>	<b>\$543.93</b>	<b>\$32.97</b>	<b>2.04</b>
CHINA CONSTRUCTION BANK CORP - UNSPON ADR CICHY								
Acquired 05/14/09	37	12.19	452.80		679.71	226.91		
Acquired 06/01/10	14,857.15	16.21	240.90		271.89	30.99		
<b>Total</b>	<b>52</b>		<b>\$693.70</b>	<b>18.3000</b>	<b>\$951.60</b>	<b>\$257.90</b>	<b>\$27.35</b>	<b>2.67</b>
CHINA UNICOM LTD ADR CHU								
Acquired 02/17/10	58	11.71	679.53		826.50	146.97		
Acquired 06/01/10	21	12.12	254.72		299.25	44.53		
<b>Total</b>	<b>79</b>		<b>\$934.25</b>	<b>14.2500</b>	<b>\$1,125.75</b>	<b>\$191.50</b>	<b>\$16.59</b>	<b>1.47</b>
CISCO SYSTEMS INC CSCO								
Acquired 04/24/07	65	26.29	1,709.22		1,314.95	-394.27		
Acquired 03/17/09	15	15.83	237.59		303.45	65.86		
<b>Total</b>	<b>80</b>		<b>\$1,946.81</b>	<b>20.2300</b>	<b>\$1,618.40</b>	<b>-\$328.41</b>	<b>N/A</b>	<b>N/A</b>
CIT GROUP INC NEW CIT								
Acquired 09/14/10	45	39.38	1,772.54		2,119.50	346.96		
Acquired 10/25/10	30	40.81	1,224.38		1,413.00	188.62		
<b>Total</b>	<b>75</b>		<b>\$2,996.92</b>	<b>47.1000</b>	<b>\$3,532.50</b>	<b>\$535.58</b>	<b>N/A</b>	<b>N/A</b>

VERNON K WILLBORG CHARITABLE  
 TRUST U/A DTD 4-25-00  
 GLYNN NANCE TTEE  
 JOSEPH DUNCAN TTEE  
 DECEMBER 1 - DECEMBER 31, 2010  
 ACCOUNT NUMBER 7312-4729

**Stocks, options & ETFs**  
**Stocks and ETFs continued**

DESCRIPTION	QUANTITY	ADJ PRICE/ ORIG PRICE	ADJ COST/ ORIG COST	CURRENT PRICE	CURRENT MARKET VALUE	UNREALIZED GAIN/LOSS	ESTIMATED	
							ANNUAL INCOME	ANNUAL YIELD (%)
CITIGROUP INC								
Acquired 12/17/09	307	3.18	977.02		1,452.11	475.09		
Acquired 12/18/09	85	3.24	276.21		402.05	125.84		
Acquired 06/01/10	220	3.94	866.80		1,040.60	173.80		
<b>Total</b>	<b>612</b>		<b>\$2,120.03</b>	<b>4.7300</b>	<b>\$2,894.76</b>	<b>\$774.73</b>	<b>N/A</b>	<b>N/A</b>
CME GROUP INC								
Acquired 10/27/10	5	279.95	1,399.76		1,608.75	208.99		1.42
COCA-COLA COMPANY								
Acquired 04/24/07	25	51.66	1,291.54		1,644.25	352.71		
Acquired 03/17/09	5	41.46	207.35		328.85	121.50		
Acquired 06/02/10	20	52.22	1,044.40		1,315.40	271.00		
<b>Total</b>	<b>50</b>		<b>\$2,543.29</b>	<b>65.7700</b>	<b>\$3,288.50</b>	<b>\$745.21</b>	<b>\$88.00</b>	<b>2.68</b>
COMCAST CORP CL A SPL								
Acquired 11/26/07	3	19.13	57.39		62.43	5.04		
Acquired 03/14/08	20	18.61	372.27		416.20	43.93		
Acquired 08/20/09	72	14.00	1,008.39		1,498.32	489.93		
Acquired 10/05/09	55	14.51	798.08		1,144.55	346.47		
<b>Total</b>	<b>150</b>		<b>\$2,236.13</b>	<b>20.8100</b>	<b>\$3,121.50</b>	<b>\$885.37</b>	<b>\$56.70</b>	<b>1.82</b>
COMERICA INC								
Acquired 12/20/10	41	41.67	1,708.79		1,731.84	23.05		0.94
COOPER TIRE & RUBBER CO								
Acquired 12/06/10	49	23.15	1,134.76		1,155.42	20.66		1.78
COVIDIEN PLC								
Acquired 06/15/09	16	35.48	567.76		730.56	162.80		1.75



DMA/CUSTOMIZED BLEND



VERNON K WILLBORG CHARITABLE  
TRUST U/A DTD 4-25-00  
GLYNN NANCE TTEE  
JOSEPH DUNCAN TTEE  
DECEMBER 1 - DECEMBER 31, 2010  
ACCOUNT NUMBER 7312-4729

**Stocks, options & ETFs**  
**Stocks and ETFs continued**

DESCRIPTION	QUANTITY	ADJ PRICE/ ORIG PRICE	ADJ COST/ ORIG COST	CURRENT PRICE	CURRENT MARKET VALUE	UNREALIZED GAIN/LOSS	ESTIMATED	
							ANNUAL INCOME	ANNUAL YIELD (%)
CREE INC								
CREE								
Acquired 05/29/08	10	24.63	246.33		658.90	412.57		
Acquired 08/05/10	5	69.79	349.00		329.45	-19.55		
<b>Total</b>	<b>15</b>		<b>\$595.33</b>	<b>65.8900</b>	<b>\$988.35</b>	<b>\$393.02</b>	<b>N/A</b>	<b>N/A</b>
CROWN HOLDINGS INC								
CCK								
Acquired 04/21/10	20	27.06	541.22		667.60	126.38		
Acquired 05/20/10	30	23.45	703.67		1,001.40	297.73		
Acquired 06/01/10	25	23.35	583.75		834.50	250.75		
<b>Total</b>	<b>75</b>		<b>\$1,828.64</b>	<b>33.3800</b>	<b>\$2,503.50</b>	<b>\$674.86</b>	<b>N/A</b>	<b>N/A</b>
CVS CAREMARK CORP								
CVS								
Acquired 11/06/08	3	29.96	89.89		104.31	14.42		
Acquired 01/09/09	5	26.19	130.96		173.85	42.89		
Acquired 03/17/09	5	27.39	136.97		173.85	36.88		
Acquired 11/05/09	36	28.78	1,036.39		1,251.72	215.33		
Acquired 11/19/09	25	30.82	770.73		869.25	98.52		
Acquired 06/01/10	6	34.74	208.44		208.62	0.18		
<b>Total</b>	<b>80</b>		<b>\$2,373.38</b>	<b>34.7700</b>	<b>\$2,781.60</b>	<b>\$408.22</b>	<b>\$28.00</b>	<b>1.01</b>
DANSKE BANK A/S								
DNSKY								
Acquired 12/15/10	126	12.83	1,617.12		1,612.80	-4.32		
DESARROLLADORA HOMEX								
SA DE CV								
HXM								
Acquired 10/15/10	19	33.33	633.43		642.39	8.96		
DIRECTV								
CLASS A COMMON								
DTV								
Acquired 10/30/08	30	13.39	401.76		1,197.90	796.14		
DISCOVER FINANCIAL								
DFS								
Acquired 04/09/10	80	15.56	1,245.08		1,482.40	237.32		
Acquired 06/01/10	15	13.43	201.45		277.95	76.50		
Acquired 09/08/10	75	15.62	1,171.71		1,389.75	218.04		

VERNON K WILLBORG CHARITABLE  
 TRUST U/A DTD 4-25-00  
 GLYNN NANCE TTEE  
 JOSEPH DUNCAN TTEE  
 DECEMBER 1 - DECEMBER 31, 2010  
 ACCOUNT NUMBER 7312-4729

**Stocks, options & ETFs**  
**Stocks and ETFs continued**

DESCRIPTION	QUANTITY	ADJ PRICE/ ORIG PRICE	ADJ COST/ ORIG COST	CURRENT PRICE	CURRENT MARKET VALUE	UNREALIZED GAIN/LOSS	ESTIMATED	
							ANNUAL INCOME	ANNUAL YIELD (%)
<b>Total</b>	<b>170</b>		<b>\$2,618.24</b>	<b>18.5300</b>	<b>\$3,150.10</b>	<b>\$531.86</b>	<b>\$13.60</b>	<b>0.43</b>
<b>DISNEY WALT COMPANY</b>								
DIS								
Acquired 04/24/07	40	35 07	1,403 04		1,500 40	97 36		
Acquired 03/17/09	15	17 64	264 73		562 65	297 92		
<b>Total</b>	<b>55</b>		<b>\$1,667.77</b>	<b>37.5100</b>	<b>\$2,063.05</b>	<b>\$395.28</b>	<b>\$22.00</b>	<b>1.07</b>
<b>DOLBY LABORATORIES INC</b>								
CLA								
DLB								
Acquired 04/29/08	10	40 72	407 20		667 00	259 80		
Acquired 03/17/09	15	32 35	485 25		1,000 50	515 25		
Acquired 06/01/10	5	65 58	327 90		333 50	5 60		
<b>Total</b>	<b>30</b>		<b>\$1,220.35</b>	<b>66.7000</b>	<b>\$2,001.00</b>	<b>\$780.65</b>	<b>N/A</b>	<b>N/A</b>
<b>DREAMWORKS ANIMATION SKG</b>								
INC-A								
DWA								
Acquired 05/17/10	15	36 18	542 78		442 05	-100 73		
Acquired 05/24/10	25	30 46	761 63		736 75	-24 88		
Acquired 06/01/10	20	30 27	605 40		589 40	-16 00		
<b>Total</b>	<b>60</b>		<b>\$1,909.81</b>	<b>29.4700</b>	<b>\$1,768.20</b>	<b>-\$141.61</b>	<b>N/A</b>	<b>N/A</b>
<b>EAST JAPAN RAILWAY CO-</b>								
ADR								
EJPRY								
Acquired 04/08/09	41	8 69	356 66		438 70	82 04		
Acquired 08/07/09	15	9 75	146 33		160 50	14 17		
Acquired 08/10/09	23	9 71	223 42		246 10	22 68		
Acquired 06/01/10	28	10 71	299 88		299 60	-0 28		
<b>Total</b>	<b>107</b>		<b>\$1,026.29</b>	<b>10.7000</b>	<b>\$1,144.90</b>	<b>\$118.61</b>	<b>\$18.61</b>	<b>1.63</b>
<b>EBAY INC</b>								
EBAY								
Acquired 04/28/05	25	31 87	796 78		695 75	-101 03		
Acquired 03/17/09	25	11 98	299 50		695 75	396 25		
Acquired 06/02/10	25	21 10	527 65		695 75	168 10		
Acquired 08/06/10	25	20 95	523 91		695 75	171 84		
<b>Total</b>	<b>100</b>		<b>\$2,147.84</b>	<b>27.8300</b>	<b>\$2,783.00</b>	<b>\$635.16</b>	<b>N/A</b>	<b>N/A</b>



DMA/CUSTOMIZED BLEND



VERNON K WILLBORG CHARITABLE  
TRUST U/A DTD 4-25-00  
GLYNN NANCE TTEE  
JOSEPH DUNCAN TTEE  
DECEMBER 1 - DECEMBER 31, 2010  
ACCOUNT NUMBER 7312-4729


**Stocks, options & ETFs**  
**Stocks and ETFs continued**

DESCRIPTION	QUANTITY	ADJ PRICE/ ORIG PRICE	ADJ COST/ ORIG COST	CURRENT PRICE	CURRENT MARKET VALUE	UNREALIZED GAIN/LOSS	ESTIMATED	
							ANNUAL INCOME	ANNUAL YIELD (%)
ENCANA CORP ECA								
Acquired 12/22/04	7	14 37	100 60		203 84	103 24		
Acquired 10/09/08	7	22 88	160 24		203 84	43 60		
Acquired 11/19/09	15	27 68	415 35		436 80	21 45		
Acquired 06/01/10	10	31 13	311 30		291 20	-20 10		
<b>Total</b>	<b>39</b>		<b>\$987.49</b>	<b>29.1200</b>	<b>\$1,135.68</b>	<b>\$148.19</b>	<b>\$26.52</b>	<b>2.34</b>
ENI S P A SPON ADR E	45	43 81**	1,971 58	43 7400	1,968 30	-3 28	83.97	4 26
ENSTAR GROUP LTD ESGR	10	60 25	602 51	84 5800	845 80	243.29	N/A	N/A
ESPRIT HLDGS LTD SPONSORED ADR ESPGY								
Acquired 08/31/09	54 18446	12.24	650 59		515 29	-135 30		
Acquired 10/12/09	28 54368	13 67	382 93		271 45	-111 48		
Acquired 11/10/09	14,27186	13 83	193 72		135 73	-57 99		
Acquired 06/01/10	36	11 07	398 52		342 36	-56 16		
<b>Total</b>	<b>133</b>		<b>\$1,625.76</b>	<b>9.5100</b>	<b>\$1,264.83</b>	<b>-\$360.93</b>	<b>\$42.95</b>	<b>3.40</b>
EXPEDIA INC EXPE	65	7 07	460 02	25 0900	1,630 85	1,170 83	18 20	1 11
FEI COMPANY FEIC								
Acquired 02/05/10	5	19 46	97 31		132 05	34 74		
Acquired 06/01/10	5	20 42	102 15		132 05	29 90		
Acquired 09/22/10	55	19 03	1,046 65		1,452 55	405 90		
<b>Total</b>	<b>65</b>		<b>\$1,246.11</b>	<b>26.4100</b>	<b>\$1,716.65</b>	<b>\$470.54</b>	<b>N/A</b>	<b>N/A</b>
FIRST SOLAR INC FSLR								
Acquired 12/02/08	1	113 99	113 99		130 14	16 15		
Acquired 12/03/08	1	123 74	123 74		130 14	6 40		
Acquired 03/17/09	2	114 51	229 03		260 28	31 25		
Acquired 06/02/10	6	110 26	661 56		780.84	119 28		
<b>Total</b>	<b>10</b>		<b>\$1,128.32</b>	<b>130.1400</b>	<b>\$1,301.40</b>	<b>\$173.08</b>	<b>N/A</b>	<b>N/A</b>

VERNON K WILLBORG CHARITABLE  
 TRUST U/A DTD 4-25-00  
 GLYNN NANCE TTEE  
 JOSEPH DUNCAN TTEE  
 DECEMBER 1 - DECEMBER 31, 2010  
 ACCOUNT NUMBER 7312-4729

**Stocks, options & ETFs**  
**Stocks and ETFs continued**

DESCRIPTION	QUANTITY	ADJ PRICE/ ORIG PRICE	ADJ COST/ ORIG COST	CURRENT PRICE	CURRENT MARKET VALUE	UNREALIZED GAIN/LOSS	ESTIMATED	
							ANNUAL INCOME	ANNUAL YIELD (%)
<b>FLUOR CORP (NEW)</b>								
FLR								
Acquired 11/19/08	5	33.23	166.20		331.30	165.10		
Acquired 11/20/08	5	30.46	152.35		331.30	178.95		
Acquired 03/17/09	5	38.40	192.00		331.30	139.30		
Acquired 04/07/09	5	37.43	187.18		331.30	144.12		
Acquired 06/02/10	10	45.17	451.70		662.60	210.90		
<b>Total</b>	<b>30</b>		<b>\$1,149.43</b>	<b>66.2600</b>	<b>\$1,987.80</b>	<b>\$838.37</b>	<b>\$15.00</b>	<b>0.75</b>
<b>FOREST LABS INC</b>								
FRX								
Acquired 04/24/07	20	54.83	1,096.60		639.60	-457.00		
Acquired 03/17/09	20	21.22	424.59		639.60	215.01		
Acquired 06/02/10	35	25.72	900.40		1,119.30	218.90		
<b>Total</b>	<b>75</b>		<b>\$2,421.59</b>	<b>31.9800</b>	<b>\$2,398.50</b>	<b>-\$23.09</b>	<b>N/A</b>	<b>N/A</b>
<b>FREEPORT-MCMORAN COPPER &amp; GOLD INC</b>								
CLASS B								
FCX								
Acquired 03/17/09	15	36.16	542.46		1,801.35	1,258.89		
Acquired 04/01/09	5	39.24	196.24		600.45	404.21		
<b>Total</b>	<b>20</b>		<b>\$738.70</b>	<b>120.0900</b>	<b>\$2,401.80</b>	<b>\$1,663.10</b>	<b>\$40.00</b>	<b>1.67</b>
<b>FUJIFILM HLDGS CORP ADR</b>								
2 ORD								
FUJY								
Acquired 03/17/09	89	33.42**	2,974.79	35.7400	3,180.86	206.07	20.82	0.65
<b>Total</b>	<b>89</b>		<b>2,974.79</b>	<b>35.7400</b>	<b>3,180.86</b>	<b>206.07</b>	<b>20.82</b>	<b>0.65</b>
<b>GAZPROM O A O</b>								
SPONSORED ADR								
OGZPY								
Acquired 12/13/07	11	57.19	629.09		279.84	-349.25		
Acquired 01/08/08	6	59.10	354.65		152.64	-202.01		
Acquired 06/11/09	7	23.44	164.15		178.08	13.93		
Acquired 06/01/10	9	20.40	183.60		228.96	45.36		
<b>Total</b>	<b>33</b>		<b>\$1,331.49</b>	<b>25.4400</b>	<b>\$839.52</b>	<b>-\$491.97</b>	<b>\$8.08</b>	<b>0.96</b>
<b>GENERAL ELECTRIC COMPANY</b>								
GE								
Acquired 04/02/01	7	N/A##	297.29		128.03	-169.26		
Acquired 12/12/03	20	30.13	602.60		365.80	-236.80		



DMA/CUSTOMIZED BLEND



VERNON K WILLBORG CHARITABLE  
TRUST U/A DTD 4-25-00  
GLYNN NANCE TTEE  
JOSEPH DUNCAN TTEE  
DECEMBER 1 - DECEMBER 31, 2010  
ACCOUNT NUMBER 7312-4729

**Stocks, options & ETFs**  
**Stocks and ETFs continued**

DESCRIPTION	QUANTITY	ADJ PRICE/ ORIG PRICE	ADJ COST/ ORIG COST	CURRENT PRICE	CURRENT MARKET VALUE	UNREALIZED GAIN/LOSS	ESTIMATED	
							ANNUAL INCOME	ANNUAL YIELD (%)
Acquired 10/11/06	21	36 17	759 57	18 2900	384 09	-375 48	\$26.88	3.06
<b>Total</b>	<b>48</b>		<b>\$1,659.46</b>		<b>\$877.92</b>	<b>-\$781.54</b>		
GENERAL MOTORS CO								
GM								
Acquired 11/22/10	42	34 21	1,437 00	36 8600	1,548.12	111.12	N/A	N/A
GENWORTH FINANCIAL INC								
CL-A								
GNW								
Acquired 06/02/10	205	17 56**	3,601 18	13 1400	2,693 70	-907.48	N/A	N/A
<b>Total</b>	<b>35</b>		<b>\$1,866.86</b>	<b>71.2000</b>	<b>\$2,492.00</b>	<b>\$625.14</b>	<b>N/A</b>	<b>N/A</b>
GLAXOSMITHKLINE PLC-ADR								
GSK								
Acquired 09/29/04	8	43 88	351 04	39 2200	313 76	-37 28	\$97.95	5.10
Acquired 01/25/05	9	44 51	400 64		352 98	-47 66		
Acquired 05/02/05	7	50 45	353 22	168 1600	274 54	-78 68	9 80	0 83
Acquired 10/11/05	3	50 20	150 61		117 66	-32 95		
Acquired 10/15/08	10	36 97	369 73	88 0700	392 20	22 47	5 80	1 31
Acquired 06/01/10	12	34 02	408 24		470 64	62 40		
<b>Total</b>	<b>49</b>		<b>\$2,033.48</b>	<b>39.2200</b>	<b>\$1,921.78</b>	<b>-\$111.70</b>	<b>\$97.95</b>	<b>5.10</b>
GOLDMAN SACHS GROUP INC								
GS								
Acquired 08/26/10	7	144 37	1,010 62	168 1600	1,177 12	166 50	9 80	0 83
GOODRICH CORP								
GR								
Acquired 09/29/10	5	74 60	373 02	88 0700	440 35	67 33	5 80	1 31
GOOGLE INC CL A								
GOOG								
Acquired 10/28/08	1	337 40	337 41		593 97	256 56		
Acquired 03/17/09	1	331 63	331 63		593 97	262 34		
Acquired 06/02/10	3	492 13	1,476 39		1,781 91	305 52		
<b>Total</b>	<b>5</b>		<b>\$2,145.43</b>	<b>593.9700</b>	<b>\$2,969.85</b>	<b>\$824.42</b>	<b>N/A</b>	<b>N/A</b>

VERNON K WILLBORG CHARITABLE  
 TRUST U/A DTD 4-25-00  
 GLYNN NANCE TTEE  
 JOSEPH DUNCAN TTEE  
 DECEMBER 1 - DECEMBER 31, 2010  
 ACCOUNT NUMBER 7312-4729

**Stocks, options & ETFs**  
**Stocks and ETFs continued**

DESCRIPTION	QUANTITY	ADJ PRICE/ ORIG PRICE	ADJ COST/ ORIG COST	CURRENT PRICE	CURRENT MARKET VALUE	UNREALIZED GAIN/LOSS	ESTIMATED	
							ANNUAL INCOME	ANNUAL YIELD (%)
GUESS? INC								
GES Acquired 11/05/10	40	41 02	1,640.85	47 3200	1,892 80	251.95	32 00	1 69
HALLIBURTON COMPANY								
HAL Acquired 11/12/08	24	17 58	422 14	40 8300	979 92	557 78	8 64	0 88
HARTFORD FINL SVCS GROUP								
INC								
HIG								
Acquired 12/21/04	25	68.21	1,705.25		662.25	-1,043.00		
Acquired 07/25/07	11	96.33	1,059.66		291.39	-768.27		
Acquired 12/22/09	24	23.32	559.78		635.76	75.98		
Acquired 06/01/10	17	24.98	424.66		450.33	25.67		
<b>Total</b>	<b>77</b>		<b>\$3,749.35</b>	<b>26.4900</b>	<b>\$2,039.73</b>	<b>-\$1,709.62</b>	<b>\$15.40</b>	<b>0.76</b>
HASBRO INC								
HAS								
Acquired 02/10/10	5	35.31	176.59		235.90	59.31		
Acquired 02/12/10	25	35.74	893.52		1,179.50	285.98		
Acquired 05/17/10	30	40.63	1,219.15		1,415.40	196.25		
Acquired 06/01/10	5	40.09	200.45		235.90	35.45		
Acquired 09/22/10	5	44.03	220.20		235.90	15.70		
<b>Total</b>	<b>70</b>		<b>\$2,709.91</b>	<b>47.1800</b>	<b>\$3,302.60</b>	<b>\$592.69</b>	<b>\$70.00</b>	<b>2.12</b>
HELMERICH & PAYNE INC								
HP								
Acquired 06/02/10	25	37.16	929.16		1,212.00	282.84		
Acquired 10/06/10	25	42.01	1,050.45		1,212.00	161.55		
<b>Total</b>	<b>50</b>		<b>\$1,979.61</b>	<b>48.4800</b>	<b>\$2,424.00</b>	<b>\$444.39</b>	<b>\$12.00</b>	<b>0.50</b>
HENDERSON LD DEV LTD								
SPON ADR								
HLDCY								
Acquired 08/09/10	235	6.66	1,565.99	6 8000	1,598.00	32.01	31 49	1 97
HESS CORPORATION								
HES								
Acquired 04/18/07	12	56.41	677.03		918.48	241.45		
Acquired 10/23/08	13	53.09	690.24		995.02	304.78		
Acquired 06/01/10	11	51.88	570.78		841.94	271.16		



DMA/CUSTOMIZED BLEND



VERNON K WILLBORG CHARITABLE  
TRUST U/A DTD 4-25-00  
GLYNN NANCE TTEE  
JOSEPH DUNCAN TTEE  
DECEMBER 1 - DECEMBER 31, 2010  
ACCOUNT NUMBER 7312-4729

**Stocks, options & ETFs**  
**Stocks and ETFs continued**

DESCRIPTION	QUANTITY	ADJ PRICE/ ORIG PRICE	ADJ COST/ ORIG COST	CURRENT PRICE	MARKET VALUE	CURRENT VALUE	UNREALIZED GAIN/LOSS	ESTIMATED	
								ANNUAL INCOME	ANNUAL YIELD (%)
<b>Total</b>	<b>36</b>		<b>\$1,938.05</b>	<b>76.5400</b>	<b>\$2,755.44</b>	<b>\$817.39</b>	<b>\$14.40</b>	<b>0.52</b>	
HOLCIM LTD- UNSPON ADR									
HCMLY	61	7.89	462.07		917.44	455.37			
Acquired 04/08/09	19	11.19	212.71		285.76	73.05			
Acquired 07/28/09	30	12.75	382.50		451.20	68.70			
Acquired 06/01/10									
<b>Total</b>	<b>110</b>		<b>\$1,057.28</b>	<b>15.0400</b>	<b>\$1,654.40</b>	<b>\$597.12</b>	<b>\$17.38</b>	<b>1.05</b>	
HOME DEPOT INC									
HD	35	39.22	1,372.73		1,227.10	-145.63			
Acquired 04/24/07	6	29.19	175.18		210.36	35.18			
Acquired 04/25/08	9	26.68	240.15		315.54	75.39			
Acquired 06/10/08									
<b>Total</b>	<b>50</b>		<b>\$1,788.06</b>	<b>35.0600</b>	<b>\$1,753.00</b>	<b>-\$35.06</b>	<b>\$47.25</b>	<b>2.70</b>	
HOSPIRA INC									
HSP	15	53.38	800.85		835.35	34.50			
Acquired 03/09/10	5	54.15	270.78		278.45	7.67			
Acquired 03/12/10	15	56.15	842.32		835.35	-6.97			
Acquired 03/18/10	10	51.54	515.40		556.90	41.50			
Acquired 06/01/10									
<b>Total</b>	<b>45</b>		<b>\$2,429.35</b>	<b>55.6900</b>	<b>\$2,506.05</b>	<b>\$76.70</b>	<b>N/A</b>	<b>N/A</b>	
HUBBELL INC CLB 01 PAR									
HUB/B	10	55.42	554.27		601.30	47.03			
Acquired 10/26/10	20	55.11	1,102.28		1,202.60	100.32			
Acquired 10/27/10									
<b>Total</b>	<b>30</b>		<b>\$1,656.55</b>	<b>60.1300</b>	<b>\$1,803.90</b>	<b>\$147.35</b>	<b>\$43.20</b>	<b>2.39</b>	
HUTCHISON WHAMPOA ADR									
HUWHY	5	47.16	235.84		257.05	21.21			
Acquired 08/24/06	4	46.27	185.10		205.64	20.54			
Acquired 11/17/06	7	49.90	349.32		359.87	10.55			
Acquired 09/05/07	3	54.81	164.43		154.23	-10.20			
Acquired 10/15/07	9	30.64	275.76		462.69	186.93			
Acquired 06/01/10									
<b>Total</b>	<b>28</b>		<b>\$1,210.45</b>	<b>51.4100</b>	<b>\$1,439.48</b>	<b>\$229.03</b>	<b>\$29.98</b>	<b>2.08</b>	

VERNON K WILLBORG CHARITABLE  
 TRUST U/A DTD 4-25-00  
 GLYNN NANCE TTEE  
 JOSEPH DUNCAN TTEE  
 DECEMBER 1 - DECEMBER 31, 2010  
 ACCOUNT NUMBER 7312-4729

**Stocks, options & ETFs**  
**Stocks and ETFs continued**

DESCRIPTION	QUANTITY	ADJ PRICE/ ORIG PRICE	ADJ COST/ ORIG COST	CURRENT PRICE	CURRENT MARKET VALUE	UNREALIZED GAIN/LOSS	ESTIMATED	
							ANNUAL INCOME	ANNUAL YIELD (%)
<b>IBERDROLA SA-SPONSORED</b>								
ADR								
IBDRY								
Acquired 09/18/09	6	40.25	241.50		183.90	-57.60		
Acquired 09/21/09	11	39.86	438.52		337.15	-101.37		
Acquired 04/14/10	12	35.56	426.80		367.80	-59.00		
Acquired 05/13/10	15	28.67	430.11		459.75	29.64		
Acquired 06/01/10	16	26.30	420.80		490.40	69.60		
<b>Total</b>	<b>60</b>		<b>\$1,957.73</b>	<b>30.6500</b>	<b>\$1,839.00</b>	<b>-\$118.73</b>	<b>\$80.64</b>	<b>4.38</b>
<b>ICON PUB LTD CO</b>								
SPON ADR								
ICLR								
Acquired 03/24/10	30	26.31	789.43		657.00	-132.43		
Acquired 06/01/10	10	28.18	281.80		219.00	-62.80		
<b>Total</b>	<b>40</b>		<b>\$1,071.23</b>	<b>21.9000</b>	<b>\$876.00</b>	<b>-\$195.23</b>	<b>N/A</b>	<b>N/A</b>
<b>IHS INC CL A</b>								
IHS								
Acquired 09/19/08	10	49.34	493.49		803.90	310.41		
Acquired 06/01/10	10	51.42	514.20		803.90	289.70		
<b>Total</b>	<b>20</b>		<b>\$1,007.69</b>	<b>80.3900</b>	<b>\$1,607.80</b>	<b>\$600.11</b>	<b>N/A</b>	<b>N/A</b>
<b>IMMUNOGEN INC</b>								
IMGN								
Acquired 11/08/10	51	7.92	404.38		472.26	67.88		
Acquired 11/09/10	9	7.95	71.57		83.34	11.77		
<b>Total</b>	<b>60</b>		<b>\$475.95</b>	<b>9.2600</b>	<b>\$555.60</b>	<b>\$79.65</b>	<b>N/A</b>	<b>N/A</b>
<b>IMPERIAL TOB GROUP PLC</b>								
SPONSORED ADR								
ITYBY								
Acquired 12/21/04	37	40.48	1,497.94		1,742.33	244.39		
Acquired 10/14/10	50	38.91	1,945.93		2,354.50	408.57		
<b>Total</b>	<b>87</b>		<b>\$3,443.87</b>	<b>47.0900</b>	<b>\$4,096.83</b>	<b>\$652.96</b>	<b>\$24.36</b>	<b>0.59</b>





VERNON K WILLBORG CHARITABLE  
TRUST U/A DTD 4-25-00  
GLYNN NANCE TTEE  
JOSEPH DUNCAN TTEE  
DECEMBER 1 - DECEMBER 31, 2010  
ACCOUNT NUMBER 7312-4729

**Stocks, options & ETFs**  
**Stocks and ETFs continued**

DESCRIPTION	QUANTITY	ADJ PRICE/ ORIG PRICE	ADJ COST/ ORIG COST	CURRENT PRICE	CURRENT MARKET VALUE	UNREALIZED GAIN/LOSS	ESTIMATED	
							ANNUAL INCOME	ANNUAL YIELD (%)
INTEL CORP								
INTC								
Acquired 04/24/07	35	21 99	769 92	21 0300	736 05	-33.87	22 05	2.99
INTERCONTINENTALEXCHANG INC								
ICE								
Acquired 11/12/09	5	108.66	543 30		595.75	52.45		
Acquired 06/01/10	5	117.54	587 75		595.75	8.00		
<b>Total</b>	<b>10</b>		<b>\$1,131.05</b>	<b>119.1500</b>	<b>\$1,191.50</b>	<b>\$60.45</b>	<b>N/A</b>	<b>N/A</b>
INTERNATIONAL POWER PLC								
SPONS ADR								
IPRPY								
Acquired 01/08/10	15	50 45	756 75		1,035.75	279 00		
Acquired 05/20/10	7	43 52	304 66		483.35	178.69		
Acquired 06/01/10	9	43 49	391 41		621 45	230.04		
<b>Total</b>	<b>31</b>		<b>\$1,452.82</b>	<b>69.0500</b>	<b>\$2,140.55</b>	<b>\$687.73</b>	<b>\$58.59</b>	<b>2.74</b>
INTERVAL LEISURE GROUP								
IILG								
Acquired 10/08/08	45	7 90	355 72		726 30	370.58		
Acquired 10/13/08	20	6 88	137 64		322 80	185 16		
Acquired 06/01/10	10	13 52	135 25		161 40	26 15		
Acquired 09/22/10	5	13.56	67 80		80 70	12 90		
<b>Total</b>	<b>80</b>		<b>\$696.41</b>	<b>16.1400</b>	<b>\$1,291.20</b>	<b>\$594.79</b>	<b>N/A</b>	<b>N/A</b>
ISHARES IBOX INV ET GRADE CORP BOND FUND								
LQD								
Acquired 04/07/09	19	92 84	1,763 99		2,060 36	296 37		
Acquired 04/22/09	17	96 14	1,634 46		1,843 48	209 02		
Acquired 06/01/10	18	105 18	1,893 24		1,951 92	58 68		
<b>Total</b>	<b>54</b>		<b>\$5,291.69</b>	<b>108.4400</b>	<b>\$5,855.76</b>	<b>\$564.07</b>	<b>\$285.17</b>	<b>4.87</b>
ISIS PHARMACEUTICALS								
ISIS								
Acquired 10/22/10	50	9 23	461 60	10 1200	506 00	44.40	N/A	N/A

VERNON K WILLBORG CHARITABLE  
 TRUST U/A DTD 4-25-00  
 GLYNN NANCE TTEE  
 JOSEPH DUNCAN TTEE  
 DECEMBER 1 - DECEMBER 31, 2010  
 ACCOUNT NUMBER 7312-4729

**Stocks, options & ETFs**  
**Stocks and ETFs continued**

DESCRIPTION	QUANTITY	ADJ PRICE/ ORIG PRICE	ADJ COST/ ORIG COST	CURRENT PRICE	CURRENT MARKET VALUE	UNREALIZED GAIN/LOSS	ESTIMATED	
							ANNUAL INCOME	ANNUAL YIELD (%)
<b>JOHN WILEY &amp; SONS INC CL</b>								
A								
JW/A								
Acquired 02/10/06	15	38.41	576.27		678.60	102.33		
Acquired 04/01/10	5	43.28	216.42		226.20	9.78		
Acquired 06/01/10	30	39.07	1,172.29		1,357.20	184.91		
<b>Total</b>	<b>50</b>		<b>\$1,964.98</b>	<b>45.2400</b>	<b>\$2,262.00</b>	<b>\$297.02</b>	<b>\$32.00</b>	<b>1.41</b>
<b>JOHNSON &amp; JOHNSON</b>								
JNJ								
Acquired 04/24/07	20	64.53	1,290.78		1,237.00	-53.78		
Acquired 03/17/09	5	50.36	251.84		309.25	57.41		
Acquired 09/09/09	5	60.97	304.90		309.25	4.35		
Acquired 06/02/10	15	59.45	891.75		927.75	36.00		
<b>Total</b>	<b>45</b>		<b>\$2,739.27</b>	<b>61.8500</b>	<b>\$2,783.25</b>	<b>\$43.98</b>	<b>\$97.20</b>	<b>3.49</b>
<b>JPMORGAN CHASE &amp; CO</b>								
JPM								
Acquired 04/03/01	6	N/A##	253.92		254.52	0.60		
Acquired 02/13/09	26	25.20	655.24		1,102.92	447.68		
Acquired 06/01/10	17	39.35	668.95		721.14	52.19		
<b>Total</b>	<b>49</b>		<b>\$1,578.11</b>	<b>42.4200</b>	<b>\$2,078.58</b>	<b>\$500.47</b>	<b>\$9.80</b>	<b>0.47</b>
<b>JUNIPER NETWORK INC</b>								
JNPR								
Acquired 10/22/08	15	18.51	277.78		553.80	276.02		
Acquired 11/06/08	5	16.78	83.91		184.60	100.69		
Acquired 02/02/09	5	14.42	72.13		184.60	112.47		
Acquired 02/19/09	15	14.91	223.76		553.80	330.04		
Acquired 03/17/09	15	15.08	226.35		553.80	327.45		
<b>Total</b>	<b>55</b>		<b>\$883.93</b>	<b>36.9200</b>	<b>\$2,030.60</b>	<b>\$1,146.67</b>	<b>N/A</b>	<b>N/A</b>
<b>KIMBERLY-CLARK CORP</b>								
KMB								
Acquired 03/06/03	4	N/A##	176.50		252.16	75.66		
Acquired 07/08/04	10	65.70	657.09		630.40	-26.69		
Acquired 06/01/10	7	61.16	428.12		441.28	13.16		
<b>Total</b>	<b>21</b>		<b>\$1,261.71</b>	<b>63.0400</b>	<b>\$1,323.84</b>	<b>\$62.13</b>	<b>\$55.44</b>	<b>4.19</b>





VERNON K WILLBORG CHARITABLE  
TRUST U/A DTD 4-25-00  
GLYNN NANCE TTEE  
JOSEPH DUNCAN TTEE  
DECEMBER 1 - DECEMBER 31, 2010  
ACCOUNT NUMBER 7312-4729

**Stocks, options & ETFs**  
**Stocks and ETFs continued**

DESCRIPTION	QUANTITY	ADJ PRICE/ ORIG PRICE	ADJ COST/ ORIG COST	CURRENT PRICE	CURRENT MARKET VALUE	UNREALIZED GAIN/LOSS	ESTIMATED	
							ANNUAL INCOME	ANNUAL YIELD (%)
<b>KROGER COMPANY COMMON</b>								
KR								
Acquired 09/22/09	5	20 42	102.13		111.80	9 67		
Acquired 09/23/09	5	20 56	102 81		111 80	8 99		
Acquired 09/24/09	15	20 54	308 22		335 40	27 18		
Acquired 09/25/09	10	20 57	205 79		223 60	17 81		
Acquired 09/28/09	14	20 56	287 91		313 04	25 13		
Acquired 06/01/10	23	20 18	464 14		514 28	50 14		
<b>Total</b>	<b>72</b>		<b>\$1,471.00</b>	<b>22.3600</b>	<b>\$1,609.92</b>	<b>\$138.92</b>	<b>\$30.24</b>	<b>1.88</b>
<b>L-3 COMMUNICATIONS HLDGS</b>								
L-3 COMMUNICATIONS HLDGS								
INC								
LLL								
Acquired 04/24/07	15	89 78	1,346 79	70 4900	1,057 35	-289.44	24.00	2.26
<b>LABORATORY CORP OF AMER HLDGS</b>								
LH								
Acquired 03/04/10	5	73 03	365 20		439 60	74 40		
Acquired 06/01/10	5	75 76	378.85		439 60	60 75		
<b>Total</b>	<b>10</b>		<b>\$744.05</b>	<b>87.9200</b>	<b>\$879.20</b>	<b>\$135.15</b>	<b>N/A</b>	<b>N/A</b>
<b>LIBERTY GLOBAL INC SER A</b>								
LBTYA								
Acquired 04/24/07	10	35 07	350 76	35 3800	353 80	3 04	N/A	N/A
<b>LIBERTY MEDIA INTERACTIVE A</b>								
LINTA								
Acquired 03/13/09	5	3 03	15 15		78 85	63 70		
Acquired 02/26/10	120	12 67	1,520 50		1,892 40	371 90		
Acquired 06/01/10	5	12 74	63 70		78 85	15 15		
<b>Total</b>	<b>130</b>		<b>\$1,599.35</b>	<b>15.7700</b>	<b>\$2,050.10</b>	<b>\$450.75</b>	<b>N/A</b>	<b>N/A</b>
<b>LIBERTY MEDIA CAP SER A</b>								
LCAPA								
Acquired 03/13/09	35	5 24	183 68	62 5600	2,189 60	2,005 92	N/A	N/A
<b>LIBERTY MEDIA CORP STARZ COM SERIES A</b>								
LSTZA								
Acquired 10/30/08	3	20 95	62 86	66 4800	199 44	136 58	N/A	N/A

VERNON K WILLBORG CHARITABLE  
 TRUST U/A DTD 4-25-00  
 GLYNN NANCE TTEE  
 JOSEPH DUNCAN TTEE  
 DECEMBER 1 - DECEMBER 31, 2010  
 ACCOUNT NUMBER 7312-4729

**Stocks, options & ETFs**  
**Stocks and ETFs continued**

DESCRIPTION	QUANTITY	ADJ PRICE/ ORIG PRICE	ADJ COST/ ORIG COST	CURRENT PRICE	CURRENT MARKET VALUE	UNREALIZED GAIN/LOSS	ESTIMATED	
							ANNUAL INCOME	ANNUAL YIELD (%)
<b>LINCOLN NATL CORP IND</b>								
LNC								
Acquired 06/22/10	25	27.47	686.86		695.25	8.39		
Acquired 06/23/10	15	26.93	403.99		417.15	13.16		
Acquired 06/24/10	15	26.60	399.06		417.15	18.09		
<b>Total</b>	<b>55</b>		<b>\$1,489.91</b>	<b>27.8100</b>	<b>\$1,529.55</b>	<b>\$39.64</b>	<b>\$11.00</b>	<b>0.72</b>
<b>LOCKHEED MARTIN CORP</b>								
LMT								
Acquired 12/21/04	18	57.78	1,040.04		1,258.38	218.34		
Acquired 08/04/09	5	75.40	377.01		349.55	-27.46		
Acquired 09/01/09	3	75.50	226.52		209.73	-16.79		
Acquired 06/01/10	10	80.26	802.60		699.10	-103.50		
<b>Total</b>	<b>36</b>		<b>\$2,446.17</b>	<b>69.9100</b>	<b>\$2,516.76</b>	<b>\$70.59</b>	<b>\$108.00</b>	<b>4.29</b>
<b>LOEWS CORPORATION</b>								
L								
Acquired 10/01/08	17	38.30	651.21		661.47	10.26		
Acquired 10/06/08	15	34.43	516.58		583.65	67.07		
Acquired 10/07/08	11	34.55	380.13		428.01	47.88		
Acquired 03/23/09	25	23.22	580.72		972.75	392.03		
Acquired 06/01/10	22	32.15	707.30		856.02	148.72		
<b>Total</b>	<b>90</b>		<b>\$2,835.94</b>	<b>38.9100</b>	<b>\$3,501.90</b>	<b>\$665.96</b>	<b>\$22.50</b>	<b>0.64</b>
<b>MACQUARIE GROUP LTD ADR</b>								
MQBK								
Acquired 04/12/10	26	46.30	1,204.00		975.00	-229.00		
Acquired 06/01/10	10	36.19	361.90		375.00	13.10		
<b>Total</b>	<b>36</b>		<b>\$1,565.90</b>	<b>37.5000</b>	<b>\$1,350.00</b>	<b>-\$215.90</b>	<b>\$60.04</b>	<b>4.45</b>
<b>MADISON SQUARE GARDEN INC CLASS A</b>								
MSG								
Acquired 04/24/07	8,61538	22.22	191.44		222.10	30.66		
Acquired 04/07/08	2,46153	16.11	39.67		63.46	23.79		
Acquired 03/17/09	4,92309	8.58	42.25		126.92	84.67		
<b>Total</b>	<b>16</b>		<b>\$273.36</b>	<b>25.7800</b>	<b>\$412.48</b>	<b>\$139.12</b>	<b>N/A</b>	<b>N/A</b>
<b>MEDNAX INC</b>								
MD								
Acquired 02/05/10	15	54.29	814.43		1,009.35	194.92		



DMACUSTOMIZED BLEND



VERNON K WILLBORG CHARITABLE  
TRUST U/A DTD 4-25-00  
GLYNN NANCE TTEE  
JOSEPH DUNCAN TTEE  
DECEMBER 1 - DECEMBER 31, 2010  
ACCOUNT NUMBER 7312-4729

**Stocks, options & ETFs**  
**Stocks and ETFs continued**

DESCRIPTION	QUANTITY	ADJ PRICE/ ORIG PRICE	ADJ COST/ ORIG COST	CURRENT PRICE	CURRENT MARKET VALUE	UNREALIZED GAIN/LOSS	ESTIMATED	
							ANNUAL INCOME	ANNUAL YIELD (%)
Acquired 03/18/10	5	58.32	291.62		336.45	44.83		
Acquired 06/01/10	5	55.61	278.10		336.45	58.35		
<b>Total</b>	<b>25</b>		<b>\$1,384.15</b>	<b>67.2900</b>	<b>\$1,682.25</b>	<b>\$298.10</b>	<b>N/A</b>	<b>N/A</b>
MERCK & CO INC NEW MRK								
Acquired 02/13/09	1	28.94	28.94		36.04	7.10		
Acquired 02/27/09	12	25.01	300.22		432.48	132.26		
Acquired 10/26/09	8	32.05	256.45		288.32	31.87		
Acquired 06/01/10	19	33.92	644.48		684.76	40.28		
<b>Total</b>	<b>40</b>		<b>\$1,230.09</b>	<b>36.0400</b>	<b>\$1,441.60</b>	<b>\$211.51</b>	<b>\$60.80</b>	<b>4.22</b>
METLIFE INC MET								
Acquired 10/08/08	15	31.92	478.82		666.60	187.78		
Acquired 10/09/08	29	28.22	818.62		1,288.76	470.14		
Acquired 12/03/09	14	34.25	479.50		622.16	142.66		
Acquired 06/01/10	14	40.50	567.00		622.16	55.16		
Acquired 12/06/10	12	40.83	489.97		533.28	43.31		
<b>Total</b>	<b>84</b>		<b>\$2,833.91</b>	<b>44.4400</b>	<b>\$3,732.96</b>	<b>\$899.05</b>	<b>\$62.16</b>	<b>1.67</b>
MICROCHIP TECHNOLOGY INC MCHP								
Acquired 09/17/10	50	29.71	1,485.63		1,710.50	224.87		
Acquired 10/15/10	35	30.97	1,084.20		1,197.35	113.15		
<b>Total</b>	<b>85</b>		<b>\$2,569.83</b>	<b>34.2100</b>	<b>\$2,907.85</b>	<b>\$338.02</b>	<b>\$117.30</b>	<b>4.03</b>
MICROSOFT CORP MSFT								
Acquired 04/24/07	16	28.87	462.00		446.56	-15.44		
Acquired 06/10/08	27	27.90	753.55		753.57	0.02		
Acquired 02/17/09	39	18.20	710.08		1,088.49	378.41		
Acquired 03/17/09	15	16.63	249.59		418.65	169.06		
Acquired 06/01/10	21	26.14	548.94		586.11	37.17		
<b>Total</b>	<b>118</b>		<b>\$2,724.16</b>	<b>27.9100</b>	<b>\$3,293.38</b>	<b>\$569.22</b>	<b>\$75.52</b>	<b>2.29</b>
MITSUBISHI CORP ADR MSBHY								
Acquired 04/01/09	14	27.40	383.62		749.70	366.08		
Acquired 06/01/10	6	44.72	268.32		321.30	52.98		

VERNON K WILLBORG CHARITABLE  
 TRUST U/A DTD 4-25-00  
 GLYNN NANCE TTEE  
 JOSEPH DUNCAN TTEE  
 DECEMBER 1 - DECEMBER 31, 2010  
 ACCOUNT NUMBER 7312-4729

**Stocks, options & ETFs**  
**Stocks and ETFs continued**

DESCRIPTION	QUANTITY	ADJ PRICE/ ORIG PRICE	ADJ COST/ ORIG COST	CURRENT PRICE	CURRENT MARKET VALUE	UNREALIZED GAIN/LOSS	ESTIMATED	
							ANNUAL INCOME	ANNUAL YIELD (%)
Acquired 10/12/10	22	50.29	1,106.47	53.5500	1,178.10	71.63		
<b>Total</b>	<b>42</b>		<b>\$1,758.41</b>	<b>53.5500</b>	<b>\$2,249.10</b>	<b>\$490.69</b>	<b>\$40.40</b>	<b>1.80</b>
MITSUBISHI UFJ FINANCIAL								
ADR								
MTU								
Acquired 05/21/07	78	10.90	850.83		421.98	-428.85		
Acquired 07/02/07	49	11.34	556.14		265.09	-291.05		
Acquired 10/23/07	65	9.22	599.80		351.65	-248.15		
Acquired 12/12/08	51	5.46	278.60		275.91	-2.69		
Acquired 10/02/09	87	5.00	435.33		470.67	35.34		
Acquired 06/01/10	120	4.86	584.04		649.20	65.16		
<b>Total</b>	<b>450</b>		<b>\$3,304.74</b>	<b>5.4100</b>	<b>\$2,434.50</b>	<b>-\$870.24</b>	<b>\$57.15</b>	<b>2.35</b>
MONOTYPE IMAGING HLDGS								
TYPE								
Acquired 01/21/10	5	81.80	409.04		348.20	-60.84		
Acquired 02/05/10	5	75.96	379.83		348.20	-31.63		
Acquired 06/02/10	10	50.19	501.90		696.40	194.50		
<b>Total</b>	<b>20</b>		<b>\$1,290.77</b>	<b>69.6400</b>	<b>\$1,392.80</b>	<b>\$102.03</b>	<b>\$22.40</b>	<b>1.61</b>
MOTOROLA INCORPORATED								
MOT								
Acquired 06/06/07	24	18.18	436.35		217.68	-218.67		
Acquired 01/07/08	30	14.92	447.84		272.10	-175.74		
Acquired 01/09/08	66	15.05	993.66		598.62	-395.04		
Acquired 02/06/09	295	3.87	1,142.83		2,675.65	1,532.82		
Acquired 02/17/09	219	3.71	812.53		1,986.33	1,173.80		
<b>Total</b>	<b>634</b>		<b>\$3,833.21</b>	<b>9.0700</b>	<b>\$5,750.38</b>	<b>\$1,917.17</b>	<b>N/A</b>	<b>N/A</b>
MUENCHENER								
RUECKVERSICHERUNGS-								
GESELLSCHAFT AG ADR								
MURGY								
Acquired 05/04/09	42	13.74	577.49		634.62	57.13		
Acquired 06/01/10	15	12.60	189.00		226.65	37.65		
<b>Total</b>	<b>57</b>		<b>\$766.49</b>	<b>15.1100</b>	<b>\$861.27</b>	<b>\$94.78</b>	<b>\$30.66</b>	<b>3.56</b>



DMACUSTOMIZED BLEND



VERNON K WILLBORG CHARITABLE  
TRUST U/A DTD 4-25-00  
GLYNN NANCE TTEE  
JOSEPH DUNCAN TTEE  
DECEMBER 1 - DECEMBER 31, 2010  
ACCOUNT NUMBER 7312-4729

**Stocks, options & ETFs**  
**Stocks and ETFs continued**

DESCRIPTION	QUANTITY	ADJ PRICE/ ORIG PRICE	ADJ COST/ ORIG COST	CURRENT PRICE	MARKET VALUE	CURRENT GAIN/LOSS	UNREALIZED GAIN/LOSS	ESTIMATED		
								ANNUAL INCOME	ANNUAL YIELD (%)	
<b>MURATA MANUFACTURING-ADR</b>										
MRAAY										
Acquired 04/07/10	84	14.38	1,208.31		1,460.76		252.45			
Acquired 06/01/10	24	12.19	292.74		417.36		124.62			
<b>Total</b>	<b>108</b>		<b>\$1,501.05</b>	<b>17.3900</b>	<b>\$1,878.12</b>		<b>\$377.07</b>		<b>\$23.76</b>	<b>1.27</b>
<b>MURPHY OIL CORP</b>										
MUR										
Acquired 11/04/10	15	67.64	1,014.73	74.5500	1,118.25		103.52		16.50	1.47
<b>NASDAQ OMX GROUP</b>										
NDAQ										
Acquired 04/30/10	30	21.13	634.06		711.90		77.84			
Acquired 05/21/10	20	18.57	371.50		474.60		103.10			
<b>Total</b>	<b>50</b>		<b>\$1,005.56</b>	<b>23.7300</b>	<b>\$1,186.50</b>		<b>\$180.94</b>		<b>N/A</b>	<b>N/A</b>
<b>NATIONAL BANK OF GREECE S A -ADR</b>										
NBG										
Acquired 01/12/10	137	5.46	748.06		230.16		-517.90			
Acquired 01/14/10	90	5.06	455.73		151.20		-304.53			
Acquired 06/01/10	83	2.39	199.15		139.44		-59.71			
Acquired 10/04/10	97	2.33	226.96		162.96		-64.00			
<b>Total</b>	<b>407</b>		<b>\$1,629.90</b>	<b>1.6800</b>	<b>\$683.76</b>		<b>-\$946.14</b>		<b>N/A</b>	<b>N/A</b>
<b>NATIONAL GRID PLC</b>										
SPON ADR NEW										
NGG										
Acquired 06/04/08	4	70.61	282.44		177.52		-104.92			
Acquired 09/17/08	7	65.13	455.92		310.66		-145.26			
Acquired 07/08/09	8	43.53	348.28		355.04		6.76			
Acquired 06/01/10	7	41.85	292.95		310.66		17.71			
<b>Total</b>	<b>26</b>		<b>\$1,379.59</b>	<b>44.3800</b>	<b>\$1,153.88</b>		<b>-\$225.71</b>		<b>\$72.74</b>	<b>6.30</b>
<b>NATIONAL OILWELL VARCO</b>										
INC										
NOV										
Acquired 10/15/08	6	25.64	153.89		403.50		249.61			
Acquired 03/17/09	9	29.63	266.74		605.25		338.51			
Acquired 06/02/10	10	35.12	351.29		672.50		321.21			
<b>Total</b>	<b>25</b>		<b>\$771.92</b>	<b>67.2500</b>	<b>\$1,681.25</b>		<b>\$909.33</b>		<b>\$11.00</b>	<b>0.65</b>

VERNON K WILLBORG CHARITABLE  
 TRUST U/A DTD 4-25-00  
 GLYNN NANCE TTEE  
 JOSEPH DUNCAN TTEE  
 DECEMBER 1 - DECEMBER 31, 2010  
 ACCOUNT NUMBER 7312-4729

**Stocks, options & ETFs**  
**Stocks and ETFs continued**

DESCRIPTION	QUANTITY	ADJ PRICE/ ORIG PRICE	ADJ COST/ ORIG COST	CURRENT PRICE	MARKET VALUE	UNREALIZED GAIN/LOSS	ESTIMATED	
							ANNUAL INCOME	ANNUAL YIELD (%)
<b>NEXEN INC</b>								
NXY								
Acquired 04/22/10	44	26.21	1,153.45		1,007.60	-145.85		
Acquired 06/01/10	17	21.75	369.75		389.30	19.55		
<b>Total</b>	<b>61</b>		<b>\$1,523.20</b>	<b>22.9000</b>	<b>\$1,396.90</b>	<b>-\$126.30</b>	<b>\$11.95</b>	<b>0.86</b>
<b>NIPPON TELEGRAPH &amp; TELEPHONE CORP SPONSORED ADR</b>								
NTT								
Acquired 12/22/04	37	21.66	801.42		848.78	47.36		
Acquired 02/15/05	4	21.25	85.01		91.76	6.75		
Acquired 06/01/10	16	20.51	328.16		367.04	38.88		
<b>Total</b>	<b>57</b>		<b>\$1,214.59</b>	<b>22.9400</b>	<b>\$1,307.58</b>	<b>\$92.99</b>	<b>\$36.25</b>	<b>2.77</b>
<b>NIPPON YUSEN KABUSHIKI KAISHA SPN ADR</b>								
NPNY								
Acquired 12/17/09	137	6.14	841.60		1,200.12	358.52		
Acquired 06/01/10	51	7.14	364.14		446.76	82.62		
Acquired 06/09/10	70	7.07	495.44		613.20	117.76		
<b>Total</b>	<b>258</b>		<b>\$1,701.18</b>	<b>8.7600</b>	<b>\$2,260.08</b>	<b>\$558.90</b>	<b>\$38.70</b>	<b>1.71</b>
<b>NISSAN MTR LTD SPONS-ADR</b>								
NSANY								
Acquired 12/03/07	52	22.89	1,190.51		985.92	-204.59		
Acquired 01/29/08	17	18.57	315.72		322.32	6.60		
Acquired 03/19/09	22	7.72	169.97		417.12	247.15		
Acquired 06/01/10	32	14.43	461.76		606.72	144.96		
<b>Total</b>	<b>123</b>		<b>\$2,137.96</b>	<b>18.9600</b>	<b>\$2,332.08</b>	<b>\$194.12</b>	<b>\$10.82</b>	<b>0.46</b>
<b>NITTO DENKO CORP ADR</b>								
NDEKY								
Acquired 12/08/10	20	44.49	889.80		949.60	59.80		
<b>Total</b>	<b>20</b>		<b>889.80</b>	<b>47.4800</b>	<b>949.60</b>	<b>59.80</b>	<b>12.74</b>	<b>1.34</b>
<b>NOBLE ENERGY INC</b>								
NBL								
Acquired 05/26/09	7	56.77	397.40		602.56	205.16		
Acquired 08/12/09	10	60.69	606.92		860.80	253.88		
Acquired 02/12/10	5	73.70	368.54		430.40	61.86		
Acquired 06/01/10	22	57.95	1,274.90		1,893.76	618.86		
Acquired 09/22/10	10	74.93	749.39		860.80	111.41		



DMA/CUSTOMIZED BLEND



VERNON K WILLBORG CHARITABLE  
TRUST U/A DTD 4-25-00  
GLYNN NANCE TTEE  
JOSEPH DUNCAN TTEE  
DECEMBER 1 - DECEMBER 31, 2010  
ACCOUNT NUMBER 7312-4729

**Stocks, options & ETFs**  
**Stocks and ETFs continued**

DESCRIPTION	QUANTITY	ADJ PRICE/ ORIG PRICE	ADJ COST/ ORIG COST	CURRENT PRICE	CURRENT MARKET VALUE	UNREALIZED GAIN/LOSS	ESTIMATED	
							ANNUAL INCOME	ANNUAL YIELD (%)
<b>Total</b>	<b>54</b>		<b>\$3,397.15</b>	<b>86.0800</b>	<b>\$4,648.32</b>	<b>\$1,251.17</b>	<b>\$38.88</b>	<b>0.84</b>
<b>NOKIA CORP SPONSORED</b>								
ADR								
NOK								
Acquired 12/22/04	52	15 68	815 36		536.64	-278.72		
Acquired 10/28/05	31	16 22	502 95		319 92	-183 03		
Acquired 06/23/08	10	24 34	243 44		103 20	-140 24		
Acquired 06/01/10	35	10 15	355 25		361 20	5 95		
<b>Total</b>	<b>128</b>		<b>\$1,917.00</b>	<b>10.3200</b>	<b>\$1,320.96</b>	<b>-\$596.04</b>	<b>\$44.92</b>	<b>3.40</b>
<b>NRG ENERGY INC</b>								
NRG								
Acquired 03/07/08	25	42 23	1,055 86		488 50	-567 36		
Acquired 05/09/08	12	42 24	506 94		234 48	-272 46		
Acquired 06/01/10	25	22 70	567 50		488 50	-79 00		
<b>Total</b>	<b>62</b>		<b>\$2,130.30</b>	<b>19.5400</b>	<b>\$1,211.48</b>	<b>-\$918.82</b>	<b>N/A</b>	<b>N/A</b>
<b>NTT DOCOMO INC ADR</b>								
SPONSORED ADR								
BONY 1/200TH ORD								
DCM								
Acquired 08/13/07	17	14 22	241 79		296 14	54 35		
Acquired 08/15/07	34	14 17	481 99		592 28	110 29		
Acquired 06/01/10	18	14 96	269 28		313 56	44 28		
<b>Total</b>	<b>69</b>		<b>\$993.06</b>	<b>17.4200</b>	<b>\$1,201.98</b>	<b>\$208.92</b>	<b>\$37.67</b>	<b>3.13</b>
<b>NUCOR CORP</b>								
NUE								
Acquired 02/17/09	5	40 80	204 01		219 10	15 09		
Acquired 02/20/09	5	38 94	194 75		219 10	24 35		
Acquired 03/17/09	5	32 54	162 71		219 10	56 39		
Acquired 09/10/09	5	46 53	232 67		219 10	-13 57		
Acquired 06/02/10	10	42 56	425 60		438 20	12 60		
<b>Total</b>	<b>30</b>		<b>\$1,219.74</b>	<b>43.8200</b>	<b>\$1,314.60</b>	<b>\$94.86</b>	<b>\$43.50</b>	<b>3.31</b>
<b>NVIDIA CORP</b>								
NVDA								
Acquired 05/30/08	22	24 45	538 10		338 80	-199 30		
Acquired 06/02/08	13	24 58	319 64		200 20	-119 44		
Acquired 03/17/09	30	9 70	291 30		462 00	170 70		

VERNON K WILLBORG CHARITABLE  
 TRUST U/A DTD 4-25-00  
 GLYNN NANCE TTEE  
 JOSEPH DUNCAN TTEE  
 DECEMBER 1 - DECEMBER 31, 2010  
 ACCOUNT NUMBER 7312-4729

**Stocks, options & ETFs**  
**Stocks and ETFs continued**

DESCRIPTION	QUANTITY	ADJ PRICE/ ORIG PRICE	ADJ COST/ ORIG COST	CURRENT PRICE	CURRENT MARKET VALUE	UNREALIZED GAIN/LOSS	ESTIMATED	
							ANNUAL INCOME	ANNUAL YIELD (%)
Acquired 06/02/10	65	12.70	825.50	15.4000	1,001.00	175.50	N/A	N/A
<b>Total</b>	<b>130</b>		<b>\$1,974.54</b>	<b>15.4000</b>	<b>\$2,002.00</b>	<b>\$27.46</b>	<b>N/A</b>	<b>N/A</b>
<b>OCCIDENTAL PETE CORP</b>								
OXY								
Acquired 04/12/10	8	86.65	693.24		784.80	91.56		
Acquired 04/14/10	9	85.77	771.93		882.90	110.97		
Acquired 06/01/10	7	82.27	575.89		686.70	110.81		
<b>Total</b>	<b>24</b>		<b>\$2,041.06</b>	<b>98.1000</b>	<b>\$2,354.40</b>	<b>\$313.34</b>	<b>\$36.48</b>	<b>1.55</b>
<b>ORACLE CORPORATION</b>								
ORCL								
Acquired 10/13/10	25	28.49	712.40		782.50	70.10		
Acquired 11/29/10	15	27.18	407.80		469.50	61.70		
<b>Total</b>	<b>40</b>		<b>\$1,120.20</b>	<b>31.3000</b>	<b>\$1,252.00</b>	<b>\$131.80</b>	<b>\$8.00</b>	<b>0.64</b>
<b>OSHKOSH CORP</b>								
OSK								
Acquired 06/01/10	50	36.00	1,800.47		1,762.00	-38.47		
Acquired 09/17/10	40	27.37	1,094.91		1,409.60	314.69		
<b>Total</b>	<b>90</b>		<b>\$2,895.38</b>	<b>35.2400</b>	<b>\$3,171.60</b>	<b>\$276.22</b>	<b>N/A</b>	<b>N/A</b>
<b>PALL CORP</b>								
PLL								
Acquired 04/24/07	25	40.94	1,023.71		1,239.50	215.79		
Acquired 03/17/09	10	19.15	191.57		495.80	304.23		
<b>Total</b>	<b>35</b>		<b>\$1,215.28</b>	<b>49.5800</b>	<b>\$1,735.30</b>	<b>\$520.02</b>	<b>\$22.40</b>	<b>1.29</b>
<b>PEPSICO INCORPORATED</b>								
PEP								
Acquired 04/24/07	20	66.53	1,330.78		1,306.60	-24.18		
Acquired 06/02/10	10	63.20	632.00		653.30	21.30		
<b>Total</b>	<b>30</b>		<b>\$1,962.78</b>	<b>65.3300</b>	<b>\$1,959.90</b>	<b>-\$2.88</b>	<b>\$57.60</b>	<b>2.94</b>
<b>PETROLEO BRASILEIRO - SPON ADR - PETROBRAS</b>								
PBR								
Acquired 10/23/07	6	41.28	247.71		227.04	-20.67		
Acquired 09/25/08	6	48.11	288.71		227.04	-61.67		
Acquired 02/04/10	6	39.25	235.54		227.04	-8.50		





VERNON K WILLBORG CHARITABLE  
TRUST U/A DTD 4-25-00  
GLYNN NANCE TTEE  
JOSEPH DUNCAN TTEE  
DECEMBER 1 - DECEMBER 31, 2010  
ACCOUNT NUMBER 7312-4729

**Stocks, options & ETFs**  
**Stocks and ETFs continued**

DESCRIPTION	QUANTITY	ADJ PRICE/ ORIG PRICE	ADJ COST/ ORIG COST	CURRENT PRICE	CURRENT MARKET VALUE	UNREALIZED GAIN/LOSS	ESTIMATED	
							ANNUAL INCOME	ANNUAL YIELD (%)
Acquired 06/01/10	7	36.23	253.61		264.88	11.27		
<b>Total</b>	<b>25</b>		<b>\$1,025.57</b>	<b>37.8400</b>	<b>\$946.00</b>	<b>-\$79.57</b>	<b>\$3.75</b>	<b>0.40</b>
PFIZER INCORPORATED	246	16.74**	4,119.62	17.5100	4,307.46	187.84	196.80	4.56
PFE								
PHILIP MORRIS INTERNATIONAL INC	2	32.29	64.58		117.06	52.48		
PM	5	44.18	220.91		292.65	71.74		
Acquired 12/21/04	5	44.18	220.91		292.65	71.74		
Acquired 08/18/06	19	35.13	667.55		1,112.07	444.52		
Acquired 02/17/09	8	44.33	354.64		468.24	113.60		
Acquired 06/01/10	8	44.33	354.64		468.24	113.60		
<b>Total</b>	<b>34</b>		<b>\$1,307.68</b>	<b>58.5300</b>	<b>\$1,990.02</b>	<b>\$682.34</b>	<b>\$87.04</b>	<b>4.37</b>
PITNEY BOWES INC	5	45.62	228.10		120.90	-107.20		
PBI	15	38.00	570.12		362.70	-207.42		
Acquired 12/21/04	15	38.00	570.12		362.70	-207.42		
Acquired 11/15/07	30	36.77	1,103.21		725.40	-377.81		
Acquired 01/04/08	19	22.24	422.75		459.42	36.67		
Acquired 10/23/08	5	22.82	114.13		120.90	6.77		
Acquired 02/13/09	17	22.19	377.28		411.06	33.78		
Acquired 02/17/09	17	22.19	377.28		411.06	33.78		
<b>Total</b>	<b>91</b>		<b>\$2,815.59</b>	<b>24.1800</b>	<b>\$2,200.38</b>	<b>-\$615.21</b>	<b>\$132.86</b>	<b>6.04</b>
PLEXUS CORPORATION	10	31.21	312.20		309.40	-2.80		
PLXS	35	31.74	1,111.18		1,082.90	-28.28		
Acquired 06/11/10	10	31.21	312.20		309.40	-2.80		
Acquired 06/14/10	35	31.74	1,111.18		1,082.90	-28.28		
Acquired 08/24/10	25	23.34	583.64		773.50	189.86		
<b>Total</b>	<b>70</b>		<b>\$2,007.02</b>	<b>30.9400</b>	<b>\$2,165.80</b>	<b>\$158.78</b>	<b>N/A</b>	<b>N/A</b>
PORSCHE AUTOMOBIL-UNSPON	36	7.74	278.83		295.20	16.37		
ADR	44	7.85	345.58		360.80	15.22		
POAHY	83	6.24	518.66		680.60	161.94		
Acquired 09/16/09	36	7.74	278.83		295.20	16.37		
Acquired 11/10/09	44	7.85	345.58		360.80	15.22		
Acquired 04/06/10	83	6.24	518.66		680.60	161.94		
Acquired 06/01/10	78	4.35	339.30		639.60	300.30		
Acquired 06/09/10	74	3.91	290.07		606.80	316.73		
<b>Total</b>	<b>315</b>		<b>\$1,772.44</b>	<b>8.2000</b>	<b>\$2,583.00</b>	<b>\$810.56</b>	<b>\$4.09</b>	<b>0.16</b>

VERNON K WILLBORG CHARITABLE  
 TRUST U/A DTD 4-25-00  
 GLYNN NANCE TTEE  
 JOSEPH DUNCAN TTEE  
 DECEMBER 1 - DECEMBER 31, 2010  
 ACCOUNT NUMBER 7312-4729

**Stocks, options & ETFs**  
**Stocks and ETFs continued**

DESCRIPTION	QUANTITY	ADJ PRICE/ ORIG PRICE	ADJ COST/ ORIG COST	CURRENT PRICE	CURRENT MARKET VALUE	UNREALIZED GAIN/LOSS	ESTIMATED	
							ANNUAL INCOME	ANNUAL YIELD (%)
<b>POSCO SPONSORED ADR</b>								
PKX								
Acquired 04/07/08	1	130.90	130.90		107.69	-23.21		
Acquired 05/09/08	3	128.12	384.37		323.07	-61.30		
Acquired 03/12/09	3	60.69	182.08		323.07	140.99		
Acquired 06/01/10	2	94.27	188.54		215.38	26.84		
<b>Total</b>	<b>9</b>		<b>\$885.89</b>	<b>107.6900</b>	<b>\$969.21</b>	<b>\$83.32</b>	<b>\$14.69</b>	<b>1.52</b>
<b>PROASSURANCE CORP</b>								
PRA								
Acquired 05/05/09	15	45.05	675.82		909.00	233.18		
Acquired 06/01/10	5	58.60	293.00		303.00	10.00		
<b>Total</b>	<b>20</b>		<b>\$968.82</b>	<b>60.6000</b>	<b>\$1,212.00</b>	<b>\$243.18</b>	<b>N/A</b>	<b>N/A</b>
<b>PROCTER &amp; GAMBLE CO</b>								
PG								
Acquired 04/24/07	20	63.59	1,271.97		1,286.60	14.63		
Acquired 06/02/10	10	61.72	617.20		643.30	26.10		
<b>Total</b>	<b>30</b>		<b>\$1,889.17</b>	<b>64.3300</b>	<b>\$1,929.90</b>	<b>\$40.73</b>	<b>\$57.81</b>	<b>3.00</b>
<b>PROGRESS SOFTWARE CORP</b>								
PRGS								
Acquired 05/05/10	15	32.76	491.47		636.00	144.53		
Acquired 05/06/10	30	32.46	973.94		1,272.00	298.06		
Acquired 06/01/10	10	32.16	321.60		424.00	102.40		
<b>Total</b>	<b>55</b>		<b>\$1,787.01</b>	<b>42.4000</b>	<b>\$2,332.00</b>	<b>\$544.99</b>	<b>N/A</b>	<b>N/A</b>
<b>QUEST SOFTWARE INC</b>								
QSFT								
Acquired 02/26/10	40	16.51	660.56		1,109.60	449.04		
Acquired 06/01/10	15	18.79	281.99		416.10	134.11		
Acquired 09/22/10	5	23.75	118.80		138.70	19.90		
<b>Total</b>	<b>60</b>		<b>\$1,061.35</b>	<b>27.7400</b>	<b>\$1,664.40</b>	<b>\$603.05</b>	<b>N/A</b>	<b>N/A</b>
<b>RAYONIER INC</b>								
RYN								
Acquired 07/08/09	15	34.38	515.72		787.80	272.08		
Acquired 06/01/10	5	44.47	222.35		262.60	40.25		
<b>Total</b>	<b>20</b>		<b>\$738.07</b>	<b>52.5200</b>	<b>\$1,050.40</b>	<b>\$312.33</b>	<b>\$43.20</b>	<b>4.11</b>



DMACUSTOMIZED BLEND



VERNON K WILLBORG CHARITABLE  
TRUST U/A DTD 4-25-00  
GLYNN NANCE TTEE  
JOSEPH DUNCAN TTEE  
DECEMBER 1 - DECEMBER 31, 2010  
ACCOUNT NUMBER 7312-4729


**Stocks, options & ETFs**  
**Stocks and ETFs continued**

DESCRIPTION	QUANTITY	ADJ PRICE/ ORIG PRICE	ADJ COST/ ORIG COST	CURRENT PRICE	CURRENT MARKET VALUE	UNREALIZED GAIN/LOSS	ESTIMATED	
							ANNUAL INCOME	ANNUAL YIELD (%)
<b>RAYTHEON COMPANY</b>								
RTN								
Acquired 12/21/04	8	38 95	311 60		370 72	59 12		
Acquired 10/23/08	16	44 84	717 51		741 44	23 93		
Acquired 06/01/10	3	52 68	158 07		139 02	-19 05		
<b>Total</b>	<b>27</b>		<b>\$1,187.18</b>	<b>46.3400</b>	<b>\$1,251.18</b>	<b>\$64.00</b>	<b>\$40.50</b>	<b>3.24</b>
<b>REPSOL YPF S A</b>								
REP								
Acquired 12/22/04	16	25 65	410 40		447 04	36 64		
Acquired 12/22/05	6	29 42	176 56		167 64	-8 92		
Acquired 01/09/08	11	36 72	404 00		307 34	-96 66		
Acquired 06/01/10	14	20 16	282 24		391 16	108 92		
<b>Total</b>	<b>47</b>		<b>\$1,273.20</b>	<b>27.9400</b>	<b>\$1,313.18</b>	<b>\$39.98</b>	<b>\$46.57</b>	<b>3.55</b>
<b>ROCK-TENN CO</b>								
CLA								
RKT								
Acquired 09/14/09	10	48 13	481 38		539 50	58 12		
Acquired 02/01/10	15	42 64	639 69		809 25	169 56		
Acquired 06/01/10	5	50 95	254 75		269 75	15 00		
<b>Total</b>	<b>30</b>		<b>\$1,375.82</b>	<b>53.9500</b>	<b>\$1,618.50</b>	<b>\$242.68</b>	<b>\$24.00</b>	<b>1.48</b>
<b>ROPER INDS INC NEW</b>								
ROP								
Acquired 12/02/09	10	53 42	534 21		764 30	230 09		
Acquired 09/13/10	20	63 91	1,278 36		1,528 60	250 24		
<b>Total</b>	<b>30</b>		<b>\$1,812.57</b>	<b>76.4300</b>	<b>\$2,292.90</b>	<b>\$480.33</b>	<b>\$13.20</b>	<b>0.58</b>
<b>ROYAL DUTCH SHELL PLC</b>								
ADR B								
RDS/B								
Acquired 04/19/06	5	72 27	361 39		333 35	-28 04		
Acquired 10/16/08	10	44 66	446 66		666 70	220 04		
Acquired 12/10/08	3	50 43	151 31		200 01	48 70		
Acquired 05/13/09	5	50 02	250 12		333 35	83 23		
Acquired 04/26/10	4	59 54	238 20		266 68	28 48		
Acquired 06/01/10	13	51 09	664 17		866 71	202 54		
<b>Total</b>	<b>40</b>		<b>\$2,111.85</b>	<b>66.6700</b>	<b>\$2,666.80</b>	<b>\$554.95</b>	<b>\$134.40</b>	<b>5.04</b>

VERNON K WILLBORG CHARITABLE  
 TRUST U/A DTD 4-25-00  
 GLYNN NANCE TTEE  
 JOSEPH DUNCAN TTEE  
 DECEMBER 1 - DECEMBER 31, 2010  
 ACCOUNT NUMBER 7312-4729

**Stocks, options & ETFs**  
**Stocks and ETFs continued**

DESCRIPTION	QUANTITY	ADJ PRICE/ ORIG PRICE	ADJ COST/ ORIG COST	CURRENT PRICE	CURRENT MARKET VALUE	UNREALIZED GAIN/LOSS	ESTIMATED	
							ANNUAL INCOME	ANNUAL YIELD (%)
<b>SALZGITTER AG-UNSPON ADR</b>								
SZGPY	103	9.46	974.61	7.6200	\$1,417.32	-189.75	\$3.34	0.24
Acquired 04/06/10	38	6.52	247.76		784.86			
Acquired 06/01/10	45	5.86	264.02		289.56	41.80		
Acquired 06/09/10					342.90	78.88		
<b>Total</b>	<b>186</b>		<b>\$1,486.39</b>	<b>7.6200</b>	<b>\$1,417.32</b>	<b>-\$69.07</b>	<b>\$3.34</b>	<b>0.24</b>
<b>SANDISK CORPORATION</b>								
SNDK	13	43.64	567.41	49.8600	\$1,495.80	\$637.34	N/A	N/A
Acquired 04/24/07	10	22.06	220.65	32.2300	5,994.78	-657.43	204.97	3.41
Acquired 03/14/08	7	10.05	70.40		648.18	80.77		
Acquired 03/17/09					498.60	277.95		
					349.02	278.62		
<b>Total</b>	<b>30</b>		<b>\$658.46</b>	<b>49.8600</b>	<b>\$1,495.80</b>	<b>\$637.34</b>	<b>N/A</b>	<b>N/A</b>
<b>SANOFI-AVENTIS ADR</b>								
SNY	186	35.76**	6,652.21	32.2300	5,994.78	-657.43	204.97	3.41
<b>SCHLUMBERGER LTD</b>								
SLB	10	57.87	578.75	83.5000	\$1,252.50	\$397.69	\$12.60	1.01
Acquired 06/10/10	5	55.21	276.06		835.00	256.25		
Acquired 08/24/10					417.50	141.44		
<b>Total</b>	<b>15</b>		<b>\$854.81</b>	<b>83.5000</b>	<b>\$1,252.50</b>	<b>\$397.69</b>	<b>\$12.60</b>	<b>1.01</b>
<b>SCHWAB CHARLES CORP NEW</b>								
SCHW	35	13.92	487.33	17.1100	\$1,368.80	\$170.09	\$19.20	1.40
Acquired 03/16/09	10	13.87	138.80		598.85	111.52		
Acquired 03/17/09	35	16.35	572.58		171.10	32.30		
Acquired 06/02/10					598.85	26.27		
<b>Total</b>	<b>80</b>		<b>\$1,198.71</b>	<b>17.1100</b>	<b>\$1,368.80</b>	<b>\$170.09</b>	<b>\$19.20</b>	<b>1.40</b>
<b>SEAGATE TECHNOLOGY PLC</b>								
STX	55	21.99	1,209.79	15.0300	\$3,306.60	\$1,426.71	N/A	N/A
Acquired 04/24/07	165	4.06	670.10		826.65	-383.14		
Acquired 03/13/09					2,479.95	1,809.85		
<b>Total</b>	<b>220</b>		<b>\$1,879.89</b>	<b>15.0300</b>	<b>\$3,306.60</b>	<b>\$1,426.71</b>	<b>N/A</b>	<b>N/A</b>
<b>SEI INVESTMENTS CO</b>								
SEIC	55	22.78	1,253.15	23.7900	\$1,665.30	\$101.91	\$14.00	0.84
Acquired 04/29/10	10	21.06	210.69		1,308.45	55.30		
Acquired 06/01/10	5	19.91	99.55		237.90	27.21		
Acquired 09/22/10					118.95	19.40		
<b>Total</b>	<b>70</b>		<b>\$1,563.39</b>	<b>23.7900</b>	<b>\$1,665.30</b>	<b>\$101.91</b>	<b>\$14.00</b>	<b>0.84</b>



DMA/CUSTOMIZED BLEND



VERNON K WILLBORG CHARITABLE  
TRUST U/A DTD 4-25-00  
GLYNN NANCE TTEE  
JOSEPH DUNCAN TTEE  
DECEMBER 1 - DECEMBER 31, 2010  
ACCOUNT NUMBER 7312-4729

**Stocks, options & ETFs**  
**Stocks and ETFs continued**


DESCRIPTION	QUANTITY	ADJ PRICE/ ORIG PRICE	ADJ COST/ ORIG COST	CURRENT PRICE	CURRENT MARKET VALUE	UNREALIZED GAIN/LOSS	ESTIMATED	
							ANNUAL INCOME	ANNUAL YIELD (%)
<b>SEVEN &amp; I HOLDINGS ADR</b>								
SVNDY								
Acquired 04/08/09	5	45.02	225.10		266.85	41.75		
Acquired 02/04/10	14	44.57	624.07		747.18	123.11		
Acquired 06/01/10	7	46.09	322.63		373.59	50.96		
<b>Total</b>	<b>26</b>		<b>\$1,171.80</b>	<b>53.3700</b>	<b>\$1,387.62</b>	<b>\$215.82</b>	<b>\$29.97</b>	<b>2.16</b>
<b>SHIN-ETSU CHEMICAL ADR</b>								
SHECY								
Acquired 12/08/10	21	50.01	1,050.25	54.3700	1,141.77	91.52	21.75	1.90
<b>SLM CORP</b>								
SLM								
Acquired 04/09/10	90	13.32	1,199.69		1,133.10	-66.59		
Acquired 06/01/10	15	11.01	165.15		188.85	23.70		
Acquired 09/22/10	10	12.00	120.00		125.90	5.90		
<b>Total</b>	<b>115</b>		<b>\$1,484.84</b>	<b>12.5900</b>	<b>\$1,447.85</b>	<b>-\$36.99</b>	<b>N/A</b>	<b>N/A</b>
<b>SOLUTIA INC</b>								
SOA								
Acquired 06/04/10	100	15.06	1,506.48		2,308.00	801.52		
Acquired 07/01/10	55	12.77	702.55		1,269.40	566.85		
<b>Total</b>	<b>155</b>		<b>\$2,209.03</b>	<b>23.0800</b>	<b>\$3,577.40</b>	<b>\$1,368.37</b>	<b>N/A</b>	<b>N/A</b>
<b>ST JUDE MEDICAL INC</b>								
STJ								
Acquired 03/03/10	10	39.18	391.87		427.50	35.63		
Acquired 03/24/10	20	40.47	809.44		855.00	45.56		
Acquired 06/01/10	15	37.00	555.00		641.25	86.25		
<b>Total</b>	<b>45</b>		<b>\$1,756.31</b>	<b>42.7500</b>	<b>\$1,923.75</b>	<b>\$167.44</b>	<b>N/A</b>	<b>N/A</b>
<b>STATOIL ASA</b>								
STO								
Acquired 12/22/04	10	15.56	155.60		237.70	82.10		
Acquired 02/26/07	9	26.86	241.81		213.93	-27.88		
Acquired 04/16/07	11	28.29	311.27		261.47	-49.80		
Acquired 06/01/10	9	19.97	179.81		213.93	34.12		
<b>Total</b>	<b>39</b>		<b>\$888.49</b>	<b>23.7700</b>	<b>\$927.03</b>	<b>\$38.54</b>	<b>\$30.38</b>	<b>3.28</b>

VERNON K WILLBORG CHARITABLE  
TRUST U/A DTD 4-25-00  
GLYNN NANCE TTEE  
JOSEPH DUNCAN TTEE  
DECEMBER 1 - DECEMBER 31, 2010  
ACCOUNT NUMBER 7312-4729

## Stocks, options & ETFs

### Stocks and ETFs continued

DESCRIPTION	QUANTITY	ADJ PRICE/ ORIG PRICE	ADJ COST/ ORIG COST	CURRENT PRICE	MARKET VALUE	UNREALIZED GAIN/LOSS	ESTIMATED	
							ANNUAL INCOME	ANNUAL YIELD (%)
<b>SUMITOMO CHEMICAL CO-</b>								
UNSPON ADR								
SOMMY								
Acquired 04/07/10	46	25.09	1,154.45		1,137.58	-16.87		
Acquired 04/26/10	26	24.01	624.38		642.98	18.60		
Acquired 06/01/10	26	20.79	540.54		642.98	102.44		
<b>Total</b>	<b>98</b>		<b>\$2,319.37</b>	<b>24.7300</b>	<b>\$2,423.54</b>	<b>\$104.17</b>	<b>\$14.40</b>	<b>0.59</b>
<b>SWISSCOM AG</b>								
SPONSORED ADR								
SCMWY								
Acquired 06/18/08	11	33.99	373.89		484.55	110.66		
Acquired 08/04/08	15	32.12	481.92		660.75	178.83		
Acquired 10/15/08	20	29.23	584.71		881.00	296.29		
Acquired 11/16/09	4	38.19	152.77		176.20	23.43		
Acquired 11/19/09	7	38.05	266.36		308.35	41.99		
Acquired 06/01/10	20	31.91	638.20		881.00	242.80		
<b>Total</b>	<b>77</b>		<b>\$2,497.85</b>	<b>44.0500</b>	<b>\$3,391.85</b>	<b>\$894.00</b>	<b>\$114.65</b>	<b>3.38</b>
<b>SYNOPSIS CORP</b>								
SNPS								
Acquired 12/02/10	61	25.89	1,579.69	26.9100	1,641.51	61.82	N/A	N/A
<b>TAKEDA PHARMACEUTICAL CO</b>								
LTD SPONSORED ADR								
TKPYY								
Acquired 05/28/08	24	28.83	691.95		584.40	-107.55		
Acquired 06/01/10	20	20.89	417.80		487.00	69.20		
<b>Total</b>	<b>44</b>		<b>\$1,109.75</b>	<b>24.3500</b>	<b>\$1,071.40</b>	<b>-\$38.35</b>	<b>\$40.39</b>	<b>3.77</b>
<b>TALISMAN ENERGY INC</b>								
TLM								
Acquired 06/24/08	12	22.52	270.27		266.28	-3.99		
Acquired 07/22/08	37	18.90	699.64		821.03	121.39		
Acquired 10/23/08	81	8.66	701.93		1,797.39	1,095.46		
<b>Total</b>	<b>130</b>		<b>\$1,671.84</b>	<b>22.1900</b>	<b>\$2,884.70</b>	<b>\$1,212.86</b>	<b>\$31.72</b>	<b>1.10</b>
<b>TELEDYNE TECHNOLOGIES IN</b>								
TDY								
Acquired 02/06/09	5	27.85	139.29		219.85	80.56		
Acquired 02/09/09	15	27.94	419.25		659.55	240.30		



DMACUSTOMIZED BLEND



VERNON K WILLBORG CHARITABLE  
TRUST U/A DTD 4-25-00  
GLYNN NANCE TTEE  
JOSEPH DUNCAN TTEE  
DECEMBER 1 - DECEMBER 31, 2010  
ACCOUNT NUMBER 7312-4729

**Stocks, options & ETFs**  
**Stocks and ETFs continued**

DESCRIPTION	QUANTITY	ADJ PRICE/ ORIG PRICE	ADJ COST/ ORIG COST	CURRENT PRICE	CURRENT MARKET VALUE	UNREALIZED GAIN/LOSS	ESTIMATED	
							ANNUAL INCOME	ANNUAL YIELD (%)
Acquired 06/01/10	10	39 22	392.20	43.9700	439.70	47.50	N/A	N/A
<b>Total</b>	<b>30</b>		<b>\$950.74</b>	<b>43.9700</b>	<b>\$1,319.10</b>	<b>\$368.36</b>	<b>N/A</b>	<b>N/A</b>
TELEFONICA S A SPON ADR TEF	23	57.49	1,322.28	68.4200	1,573.66	251.38	96.04	6.10
TELSTRA CORPORATION LTD SPON ADR TSLY	82	14.68	1,203.96		1,176.70	-27.26		
Acquired 03/18/10	29	12.35	358.15		416.15	58.00		
Acquired 06/01/10	111		<b>\$1,562.11</b>	<b>14.3500</b>	<b>\$1,592.85</b>	<b>\$30.74</b>	<b>\$141.08</b>	<b>8.86</b>
<b>Total</b>								
TESCO CORP TESO	45	12.36	556.32		714.60	158.28		
Acquired 08/06/10	30	12.94	388.25		476.40	88.15		
Acquired 08/09/10	75		<b>\$944.57</b>	<b>15.8800</b>	<b>\$1,191.00</b>	<b>\$246.43</b>	<b>N/A</b>	<b>N/A</b>
<b>Total</b>								
TEXAS INSTRUMENTS INC TXN	45	35.05	1,577.65		1,462.50	-115.15		
Acquired 04/24/07	15	16.28	244.30		487.50	243.20		
Acquired 03/17/09	60		<b>\$1,821.95</b>	<b>32.5000</b>	<b>\$1,950.00</b>	<b>\$128.05</b>	<b>\$31.20</b>	<b>1.60</b>
<b>Total</b>								
THERMO FISHER SCIENTIFIC INC TMO	10	51.14	511.45		553.60	42.15		
Acquired 06/10/10	5	47.91	239.57		276.80	37.23		
Acquired 07/01/10	5	47.54	237.73		276.80	39.07		
Acquired 10/04/10	5	49.16	245.82		276.80	30.98		
Acquired 10/13/10	25		<b>\$1,234.57</b>	<b>55.3600</b>	<b>\$1,384.00</b>	<b>\$149.43</b>	<b>N/A</b>	<b>N/A</b>
<b>Total</b>								
TIME WARNER INC NEW TWX	25	31.54	788.56		804.25	15.69		
Acquired 10/13/10	21	31.32	657.80		675.57	17.77		
Acquired 10/14/10	5	31.81	159.09		160.85	1.76		
Acquired 12/21/10								

VERNON K WILLBORG CHARITABLE  
 TRUST U/A DTD 4-25-00  
 GLYNN NANCE TTEE  
 JOSEPH DUNCAN TTEE  
 DECEMBER 1 - DECEMBER 31, 2010  
 ACCOUNT NUMBER 7312-4729

**Stocks, options & ETFs**  
**Stocks and ETFs continued**

DESCRIPTION	QUANTITY	ADJ PRICE/ ORIG PRICE	ADJ COST/ ORIG COST	CURRENT PRICE	CURRENT MARKET VALUE	UNREALIZED GAIN/LOSS	ESTIMATED	
							ANNUAL INCOME	ANNUAL YIELD (%)
Acquired 12/22/10	11	31.96	351.64		353.87	2.23		
<b>Total</b>	<b>62</b>		<b>\$1,957.09</b>	<b>32.1700</b>	<b>\$1,994.54</b>	<b>\$37.45</b>	<b>\$52.70</b>	<b>2.64</b>
TNT NV-ADR								
TNTTY								
Acquired 10/10/05	6	24.57	162.97		174.84	11.87		
Acquired 10/17/07	15	42.14	640.13		400.41	-239.72		
Acquired 11/14/08	14	19.47	276.11		373.71	97.60		
Acquired 06/01/10	13	24.95	324.35		342.68	18.33		
<b>Total</b>	<b>49</b>		<b>\$1,403.56</b>	<b>26.3600</b>	<b>\$1,291.64</b>	<b>-\$111.92</b>	<b>\$32.09</b>	<b>2.48</b>
TORONTO DOMINION BK								
NEW								
TD								
Acquired 05/20/09	10	44.23	442.31		743.10	300.79		
Acquired 03/05/10	3	68.75	206.25		222.93	16.68		
Acquired 06/01/10	5	68.12	340.60		371.55	30.95		
<b>Total</b>	<b>18</b>		<b>\$989.16</b>	<b>74.3100</b>	<b>\$1,337.58</b>	<b>\$348.42</b>	<b>\$43.23</b>	<b>3.23</b>
TOTAL S. A. SPONS ADR								
TOT								
Acquired 05/30/00	14	N/A##	1,057.00		748.72	-308.28		
Acquired 05/25/06	2	65.57	131.16		106.96	-24.20		
Acquired 06/15/06	7	60.74	425.23		374.36	-50.87		
Acquired 12/10/08	3	52.94	158.83		160.44	1.61		
Acquired 05/13/09	1	56.84	56.85		53.48	-3.37		
Acquired 06/01/10	11	46.31	509.41		588.28	78.87		
<b>Total</b>	<b>38</b>		<b>\$2,338.48</b>	<b>53.4800</b>	<b>\$2,032.24</b>	<b>-\$306.24</b>	<b>\$94.35</b>	<b>4.64</b>
TOYOTA MTR CORP ADR								
NEW 3/82								
TM								
Acquired 12/01/10	20	78.35	1,567.10		1,572.60	5.50		
<b>Total</b>	<b>20</b>						<b>19.04</b>	<b>1.21</b>
TYCO ELECTRONICS LTD								
SWITZERLAND SHS								
TEL								
Acquired 04/24/07	16	37.67	612.21		566.40	-45.81		
Acquired 03/13/09	79	9.22	729.11		2,796.60	2,067.49		
<b>Total</b>	<b>95</b>		<b>\$1,341.32</b>	<b>35.4000</b>	<b>\$3,363.00</b>	<b>\$2,021.68</b>	<b>\$60.80</b>	<b>1.81</b>



DIMACUSTOMIZED BLEND



VERNON K WILLBORG CHARITABLE  
TRUST U/A DTD 4-25-00  
JOSEPH DUNCAN TTEE  
DECEMBER 1 - DECEMBER 31, 2010  
ACCOUNT NUMBER 7312-4729

**Stocks, options & ETFs**  
**Stocks and ETFs continued**

DESCRIPTION	QUANTITY	ADJ PRICE/ ORIG PRICE	ADJ COST/ ORIG COST	CURRENT PRICE	CURRENT MARKET VALUE	UNREALIZED GAIN/LOSS	ESTIMATED	
							ANNUAL INCOME	ANNUAL YIELD (%)
<b>TYCO INTERNATIONAL LTD</b>								
SHS								
TYC								
Acquired 04/24/07	16	50.29	817.26		663.04	-154.22		
Acquired 06/02/10	44	36.21	1,593.24		1,823.36	230.12		
<b>Total</b>	<b>60</b>		<b>\$2,410.50</b>	<b>41.4400</b>	<b>\$2,486.40</b>	<b>\$75.90</b>	<b>\$50.40</b>	<b>2.03</b>
<b>UNILEVER N V ADR</b>								
UN								
Acquired 09/20/06	10	24.21	242.13		314.00	71.87		
Acquired 10/24/06	11	24.49	269.50		345.40	75.90		
Acquired 01/05/07	15	26.94	404.17		471.00	66.83		
Acquired 11/13/07	6	34.86	209.18		188.40	-20.78		
Acquired 06/01/10	15	27.59	413.85		471.00	57.15		
<b>Total</b>	<b>57</b>		<b>\$1,538.83</b>	<b>31.4000</b>	<b>\$1,789.80</b>	<b>\$250.97</b>	<b>\$54.03</b>	<b>3.02</b>
<b>UNION PACIFIC CORP</b>								
UNP								
Acquired 02/13/09	15	43.65	654.82		1,389.90	735.08		1.64
<b>UNITED RENTALS INC</b>								
URI								
Acquired 12/08/10	50	22.72	1,136.44		1,137.50	1.06		
Acquired 12/10/10	22	23.28	512.20		500.50	-11.70		
<b>Total</b>	<b>72</b>		<b>\$1,648.64</b>	<b>22.7500</b>	<b>\$1,638.00</b>	<b>-\$10.64</b>	<b>N/A</b>	<b>N/A</b>
<b>UNITEDHEALTH GROUP</b>								
INC								
UNH								
Acquired 04/24/07	40	54.22	2,168.88		1,444.40	-724.48		
Acquired 05/01/08	10	32.95	329.59		361.10	31.51		
Acquired 03/17/09	20	21.34	426.88		722.20	295.32		
<b>Total</b>	<b>70</b>		<b>\$2,925.35</b>	<b>36.1100</b>	<b>\$2,527.70</b>	<b>-\$397.65</b>	<b>\$35.00</b>	<b>1.38</b>
<b>UNUM GROUP</b>								
UNM								
Acquired 05/20/10	49	21.36	1,047.04		1,186.78	139.74		
Acquired 06/01/10	14	22.95	321.30		339.08	17.78		
Acquired 09/17/10	20	22.21	444.24		484.40	40.16		
Acquired 09/21/10	29	22.55	654.17		702.38	48.21		
<b>Total</b>	<b>112</b>		<b>\$2,466.75</b>	<b>24.2200</b>	<b>\$2,712.64</b>	<b>\$245.89</b>	<b>\$41.44</b>	<b>1.53</b>

VERNON K WILLBORG CHARITABLE  
 TRUST U/A DTD 4-25-00  
 GLYNN NANCE TTEE  
 JOSEPH DUNCAN TTEE  
 DECEMBER 1 - DECEMBER 31, 2010  
 ACCOUNT NUMBER 7312-4729

**Stocks, options & ETFs**  
**Stocks and ETFs continued**

DESCRIPTION	QUANTITY	ADJ PRICE/ ORIG PRICE	ADJ COST/ ORIG COST	CURRENT PRICE	CURRENT MARKET VALUE	UNREALIZED GAIN/LOSS	ESTIMATED	
							ANNUAL INCOME	ANNUAL YIELD (%)
<b>V F CORPORATION</b>								
VFC								
Acquired 11/30/09	5	72.19	360.98		430.90	69.92		
Acquired 04/15/10	10	83.31	833.10		861.80	28.70		
Acquired 06/01/10	10	76.76	767.60		861.80	94.20		
<b>Total</b>	<b>25</b>		<b>\$1,961.68</b>	<b>86.1800</b>	<b>\$2,154.50</b>	<b>\$192.82</b>	<b>\$63.00</b>	<b>2.92</b>
<b>VERTEX PHARMACEUTICALS</b>								
INC								
VRTX								
Acquired 11/11/08	1	26.96	26.96		35.03	8.07		
Acquired 11/12/08	4	26.72	106.92		140.12	33.20		
Acquired 11/13/08	1	26.62	26.63		35.03	8.40		
Acquired 11/17/08	4	26.96	107.85		140.12	32.27		
Acquired 03/17/09	5	28.49	142.49		175.15	32.66		
Acquired 06/02/10	10	35.12	351.29		350.30	-0.99		
<b>Total</b>	<b>25</b>		<b>\$762.14</b>	<b>35.0300</b>	<b>\$875.75</b>	<b>\$113.61</b>	<b>N/A</b>	<b>N/A</b>
<b>VIACOM INC CL B</b>								
VIA/B								
Acquired 09/18/02	6	N/A##	287.68		237.66	-50.02		
Acquired 12/21/04	21	43.44	912.34		831.81	-80.53		
Acquired 09/13/05	16	41.46	684.09		633.76	-50.33		
Acquired 01/04/06	17	41.98	713.82		673.37	-40.45		
Acquired 03/06/06	21	39.13	821.80		831.81	10.01		
Acquired 06/01/10	34	33.72	1,146.48		1,346.74	200.26		
<b>Total</b>	<b>115</b>		<b>\$4,566.21</b>	<b>39.6100</b>	<b>\$4,555.15</b>	<b>-\$11.06</b>	<b>\$69.00</b>	<b>1.51</b>
<b>VIRGIN MEDIA INC</b>								
VMED								
Acquired 07/30/10	70	21.32	1,492.55		1,906.80	414.25		
<b>VISA INC CLASS A</b>								
V								
Acquired 06/02/10	15	70.53	1,057.95		1,055.70	-2.25		
Acquired 06/29/10	5	72.13	360.66		351.90	-8.76		
Acquired 12/01/10	5	74.65	373.25		351.90	-21.35		
<b>Total</b>	<b>25</b>		<b>\$1,791.86</b>	<b>70.3800</b>	<b>\$1,759.50</b>	<b>-\$32.36</b>	<b>\$15.00</b>	<b>0.85</b>



DMACUSTOMIZED BLEND



VERNON K WILLBORG CHARITABLE  
TRUST U/A DTD 4-25-00  
GLYNN NANCE TTEE  
JOSEPH DUNCAN TTEE  
DECEMBER 1 - DECEMBER 31, 2010  
ACCOUNT NUMBER 7312-4729

**Stocks, options & ETFs**  
**Stocks and ETFs continued**

DESCRIPTION	QUANTITY	ADJ PRICE/ ORIG PRICE	ADJ COST/ ORIG COST	CURRENT PRICE	CURRENT MARKET VALUE	UNREALIZED GAIN/LOSS	ESTIMATED	
							ANNUAL INCOME	ANNUAL YIELD (%)
<b>VODAFONE GROUP PLC</b>								
SPONSORED ADR NEW								
VOD								
Acquired 03/29/06	1	24.21	28.25		26.44	-1.81		
Acquired 04/13/07	5	27.55	137.80		132.20	-5.60		
Acquired 04/16/07	11	27.87	306.59		290.84	-15.75		
Acquired 06/01/10	23	20.35	468.05		608.12	140.07		
<b>Total</b>	<b>40</b>		<b>\$940.69</b>	<b>26.4400</b>	<b>\$1,057.60</b>	<b>\$116.91</b>	<b>\$52.16</b>	<b>4.93</b>
<b>WASTE CONNECTIONS INC</b>								
WCN								
Acquired 01/07/08	37 50000	20.27	760.20		1,032.38	272.18		
Acquired 05/25/10	37 50000	22.58	847.06		1,032.37	185.31		
Acquired 06/01/10	15	23.70	355.50		412.95	57.45		
<b>Total</b>	<b>90</b>		<b>\$1,962.76</b>	<b>27.5300</b>	<b>\$2,477.70</b>	<b>\$514.94</b>	<b>\$18.00</b>	<b>0.73</b>
<b>WEATHERFORD INTERNATIONAL</b>								
LTD REG								
WFT								
Acquired 03/13/09	10	11.28	112.85		228.00	115.15		
Acquired 12/01/09	45	17.14	771.72		1,026.00	254.28		
Acquired 12/21/09	40	17.41	696.80		912.00	215.20		
Acquired 06/02/10	65	13.56	881.86		1,482.00	600.14		
<b>Total</b>	<b>160</b>		<b>\$2,463.23</b>	<b>22.8000</b>	<b>\$3,648.00</b>	<b>\$1,184.77</b>	<b>N/A</b>	<b>N/A</b>
<b>WELLS FARGO COMPANY</b>								
WFC								
Acquired 04/03/01	24	N/A##	582.72		743.76	161.04		
Acquired 02/13/09	49	16.10	789.23		1,518.51	729.28		
Acquired 06/01/10	12	28.81	345.72		371.88	26.16		
<b>Total</b>	<b>85</b>		<b>\$1,717.67</b>	<b>30.9900</b>	<b>\$2,634.15</b>	<b>\$916.48</b>	<b>\$17.00</b>	<b>0.65</b>
<b>WHITING PETROLEUM CORP</b>								
WLL								
Acquired 08/25/09	5	49.55	247.80		585.95	338.15		
Acquired 03/22/10	15	75.50	1,132.64		1,757.85	625.21		
<b>Total</b>	<b>20</b>		<b>\$1,380.44</b>	<b>117.1900</b>	<b>\$2,343.80</b>	<b>\$963.36</b>	<b>N/A</b>	<b>N/A</b>
<b>WOLVERINE WORLD WIDE INC</b>								
WWV								
Acquired 06/01/10	28	28.75	805.00		892.64	87.64		
<b>Total</b>	<b>28</b>		<b>805.00</b>	<b>31.8800</b>	<b>892.64</b>	<b>87.64</b>	<b>12.32</b>	<b>1.38</b>

VERNON K WILLBORG CHARITABLE  
 TRUST U/A DTD 4-25-00  
 GLYNN NANCE TTEE  
 JOSEPH DUNCAN TTEE  
 DECEMBER 1 - DECEMBER 31, 2010  
 ACCOUNT NUMBER 7312-4729

**Stocks, options & ETFs**  
**Stocks and ETFs continued**

DESCRIPTION	QUANTITY	ADJ PRICE/ ORIG PRICE	ADJ COST/ ORIG COST	CURRENT PRICE	CURRENT MARKET VALUE	UNREALIZED GAIN/LOSS	ESTIMATED	
							ANNUAL INCOME	ANNUAL YIELD (%)
<b>XL GROUP PLC SHS</b>								
XL Acquired 08/04/10	80	18 17	1,453.84	21 8200	1,745.60	291 76	32.00	1.83
<b>YAHOO INC</b>								
YHOO Acquired 03/20/09	25	13 66	341 64		415 75	74 11		
Acquired 03/27/09	30	13 32	399 67		498 90	99 23		
Acquired 06/02/10	30	15 16	454 98		498 90	43 92		
<b>Total</b>	<b>85</b>		<b>\$1,196.29</b>	<b>16.6300</b>	<b>\$1,413.55</b>	<b>\$217.26</b>	<b>N/A</b>	<b>N/A</b>
<b>YARA INTERNATIONAL ASA</b>								
YARIY Acquired 12/02/10	32	51.81	1,658 11		1,856 00	197.89		
Acquired 12/09/10	7	52.64	368 48		406.00	37.52		
<b>Total</b>	<b>39</b>		<b>\$2,026.59</b>	<b>58.0000</b>	<b>\$2,262.00</b>	<b>\$235.41</b>	<b>\$21.87</b>	<b>0.97</b>
<b>ZURICH FINANCIAL SVCS</b>								
ADR ZESVY	110	19 64**	2,161 04	25 8900	2,847.90	686.86	135 19	4 74
<b>Total Stocks and ETFs</b>			<b>\$375,531.63</b>		<b>\$450,768.26</b>	<b>\$75,236.63</b>	<b>\$6,544.11</b>	<b>1.45</b>
<b>Total Stocks, options &amp; ETFs</b>			<b>\$375,531.63</b>		<b>\$450,768.26</b>	<b>\$75,236.63</b>	<b>\$6,544.11</b>	<b>1.45</b>

\*\* Because you have more than 6 tax lots, we are showing the average cost per share

## Cost information for one or more securities is not available. If you have cost information and would like to see it on future statements, contact Your Account Executive



DMA/CUSTOMIZED BLEND



VERNON K WILLBORG CHARITABLE  
TRUST U/A DTD 4-25-00  
GLYNN NANCE TTEE  
JOSEPH DUNCAN TTEE  
DECEMBER 1 - DECEMBER 31, 2010  
ACCOUNT NUMBER 7312-4729

**Fixed Income Securities**

Corporate and municipal bonds and other fixed income securities are priced by a computerized pricing service or, for less actively traded issues, by utilizing a yield-based matrix system to arrive at an estimated market value

**Corporate Bonds**


DESCRIPTION	QUANTITY	ADJ PRICE/ ORIG PRICE	ADJ COST/ ORIG COST	CURRENT PRICE	CURRENT MARKET VALUE	UNREALIZED GAIN/LOSS	ACCRUED INTEREST	ESTIMATED	
								ANNUAL INCOME	ANNUAL YIELD (%)
NATIONAL CITY CORP <sup>A</sup> CONVERTIBLE SENIOR NOTES CPN 4.000% DUE 02/01/11 DTD 01/29/08 FC 08/01/08 Moody A3, S&P A CUSIP 635405AW3 Acquired 07/09/09 Acquired 07/14/09 Acquired 07/23/09	1,000 1,000 1,000	98 18 98 62 99 06	981 88 986 25 990 63	100.7500	1,007.50 1,007.50 1,007.50	25 62 21 25 16.87	\$50.00	\$63.74	3.97
<b>Total</b>	<b>3,000</b>		<b>\$2,958.76</b>	<b>100.7500</b>	<b>\$3,022.50</b>	<b>\$63.74</b>	<b>\$50.00</b>	<b>\$120.00</b>	
JOHN DEERE CAPITAL CORP FDIC GUARANTEED CPN 2.875% DUE 06/19/12 DTD 12/19/08 FC 06/19/09 Moody AAA, S&P AAA CUSIP 24424DAA7 Acquired 01/15/09	2,000	103 00	2,060 00	103 4280	2,068 56	8 56	1 92	57 50	2 77
GOLDMAN SACHS GROUP INC SENIOR NOTES CPN 6 000% DUE 05/01/14 DTD 05/06/09 FC 11/01/09 Moody A1, S&P A CUSIP 38141EA33 Acquired 04/29/09	2,000	101 04	2,020 82	111 4380	2,228 76	207 94	20 00	120 00	5 38
GENWORTH FINANCIAL INC NOTES CALLABLE CPN 5 750% DUE 06/15/14 DTD 06/15/04 FC 12/15/04 Moody BAA3, S&P BBB CUSIP 37247DAE6 Acquired 09/15/09	2,000	90 14 89 50	1,802 89 1,790 00	102 3200	2,046 40	243.51	5 11	115 00	5 61

VERNON K WILLBORG CHARITABLE  
 TRUST U/A DTD 4-25-00  
 GLYNN NANCE TTEE  
 JOSEPH DUNCAN TTEE  
 DECEMBER 1 - DECEMBER 31, 2010  
 ACCOUNT NUMBER 7312-4729

**Fixed Income Securities**  
**Corporate Bonds continued**

DESCRIPTION	QUANTITY	ADJ PRICE/ ORIG PRICE	ADJ COST/ ORIG COST	CURRENT PRICE	CURRENT MARKET VALUE	UNREALIZED GAIN/LOSS	ACCRUED INTEREST	ESTIMATED	
								ANNUAL INCOME	ANNUAL YIELD (%)
GENERAL ELECTRIC CO SR UNSECURED CPN 5.250% DUE 12/06/17 DTD 12/06/07 FC 06/06/08 Moody AA2, S&P AA+ CUSIP 369604BC6 Acquired 12/07/07	2,000	99.28	1,985.74	107.5010	2,150.02	164.28	7.29	105.00	4.88
CNA FINANCIAL CORP SR UNSECURED CPN 7.350% DUE 11/15/19 DTD 11/13/09 FC 05/15/10 Moody BAA3, S&P BBB- CUSIP 126117AP5 Acquired 05/20/10	2,000	106.99	2,139.80	109.9700	2,199.40	59.60	18.78	147.00	6.68
ARROW ELECTRONICS INC SR UNSECURED CPN 6.000% DUE 04/01/20 DTD 09/30/09 FC 04/01/10 Moody BAA3, S&P BBB- CUSIP 042735BA7 Acquired 10/29/10	1,000 1,000	107.43 107.32	1,074.36 1,073.20		1,027.75 1,027.75	-46.61 -45.45			
<b>Total</b>	<b>2,000</b>		<b>\$2,147.56</b>	<b>102.7750</b>	<b>\$2,055.50</b>	<b>-\$92.06</b>	<b>\$30.00</b>	<b>\$120.00</b>	<b>5.84</b>
MOTOROLA INC DEBENTURE NON CALL LIFE CPN 7.500% DUE 05/15/25 DTD 05/15/95 FC 11/15/95 Moody BAA3, S&P BB+ CUSIP 620076AH2 Acquired 09/21/10	2,000 1,000	119.54 120.08	2,390.84 1,200.86		2,163.32 1,081.66	-227.52 -119.20			
<b>Total</b>	<b>3,000</b>		<b>\$3,591.70</b>	<b>108.1660</b>	<b>\$3,244.98</b>	<b>-\$346.72</b>	<b>\$28.75</b>	<b>\$225.00</b>	<b>6.93</b>
<b>Total Corporate Bonds</b>	<b>18,000</b>		<b>\$18,707.27</b>		<b>\$19,016.12</b>	<b>\$308.85</b>	<b>\$161.85</b>	<b>\$1,009.50</b>	<b>5.31</b>

\* Denotes bonds with a maturity date in the next 60 days. Please contact us for further investment opportunities or any assistance.





VERNON K WILLBORG CHARITABLE  
TRUST U/A DTD 4-25-00  
GLYNN NANCE TTEE  
JOSEPH DUNCAN TTEE  
DECEMBER 1 - DECEMBER 31, 2010  
ACCOUNT NUMBER 7312-4729

**Fixed Income Securities**

**Government Bonds**

DESCRIPTION	QUANTITY	ADJ PRICE/ ORIG PRICE	ADJ COST/ ORIG COST	CURRENT PRICE	CURRENT MARKET VALUE	UNREALIZED GAIN/LOSS	ACCRUED INTEREST	ESTIMATED	
								ANNUAL INCOME	ANNUAL YIELD (%)
<b>FEDERAL NATL MTG ASSN NOTES</b>									
CPN 2 000% DUE 01/09/12	2,000	100 45	2,009 11		2,034 08	24 97			
DTD 01/09/09 FC 07/09/09	3,000	102 17	3,065.28		3,051 12	-14 16			
Moody AAA , S&P AAA									
REMAIN BAL 5,000 00									
DEC FACTOR 1 00000000									
CUSIP 31398AUJ4									
Acquired 01/16/09									
Acquired 08/10/10									
<b>Total</b>	<b>5,000</b>		<b>\$5,074.39</b>	<b>101.7040</b>	<b>\$5,085.20</b>	<b>\$10.81</b>	<b>\$47.78</b>	<b>\$100.00</b>	<b>1.97</b>
<b>US TREASURY NOTES</b>									
CPN 4 250% DUE 11/15/13	1,000	98 40	984 06		1,094 30	110 24			
DTD 11/15/03 FC 05/15/04	1,000	99 23	992 38		1,094 30	101 92			
Moody AAA , S&P AAA									
CUSIP 9128285R0									
Acquired 12/21/05									
Acquired 10/16/07	2,000	109 42	2,188 59		2,188.60	0 01			
Acquired 06/01/10									
<b>Total</b>	<b>4,000</b>		<b>\$4,165.03</b>	<b>109.4300</b>	<b>\$4,377.20</b>	<b>\$212.17</b>	<b>\$21.60</b>	<b>\$170.00</b>	<b>3.88</b>
<b>US TREASURY NOTE</b>									
CPN 4 750% DUE 05/15/14	2,000	99 01	1,980 31		2,234.22	253 91			
DTD 05/15/04 FC 11/15/04	2,000	111 72	2,234 53		2,234 22	-0 31			
Moody AAA , S&P AAA									
CUSIP 912828CJ7									
Acquired 06/04/07									
Acquired 06/01/10									
<b>Total</b>	<b>4,000</b>		<b>\$4,214.84</b>	<b>111.7110</b>	<b>\$4,468.44</b>	<b>\$253.60</b>	<b>\$24.14</b>	<b>\$190.00</b>	<b>4.25</b>
<b>Total Government Bonds</b>	<b>13,000</b>		<b>\$13,454.26</b>		<b>\$13,930.84</b>	<b>\$476.58</b>	<b>\$93.52</b>	<b>\$460.00</b>	<b>3.30</b>
<b>Total Fixed Income Securities</b>			<b>\$32,161.53</b>		<b>\$32,946.96</b>	<b>\$785.43</b>	<b>\$255.37</b>	<b>\$1,469.50</b>	<b>4.46</b>
			<b>\$32,148.64</b>						

VERNON K WILLBORG CHARITABLE  
 TRUST U/A DTD 4-25-00  
 GLYNN NANCE TTEE  
 JOSEPH DUNCAN TTEE  
 DECEMBER 1 - DECEMBER 31, 2010  
 ACCOUNT NUMBER 7312-4729

**Preferreds/Fixed Rate Cap Securities**

DESCRIPTION	QUANTITY	ADJ PRICE/ ORIG PRICE	ADJ COST/ ORIG COST	CURRENT PRICE	CURRENT MARKET VALUE	UNREALIZED GAIN/LOSS	ESTIMATED	
							ANNUAL INCOME	ANNUAL YIELD (%)
GOLDMAN SACHS 6 125% PFD SR NOTE MAT 11/1/60 CALL 11/1/15 GSF	114	23 76**	2,709 01	23 1500	2,639 10	-69 91	174 55	6 61

**Total Preferreds/Fixed Rate Cap Securities**      **\$2,709.01**      **\$2,639.10**      **-\$69.91**      **\$174.55**      **6.61**

\*\* Because you have more than 6 tax lots, we are showing the average cost per share

**Bank Deposit Sweep Allocation**

Monies on deposit at each bank, together with any other deposits held in the same insurable capacity at each bank, are eligible for FDIC insurance up to \$250,000 per depositor, per bank in accordance with FDIC rules for a total of up to \$750,000 in FDIC insurance when deposited at multiple banks. These assets are not held in your securities brokerage account and therefore not covered by SIPC. Settlement timing differences will cause balances displayed in this section to vary from those indicated in the Portfolio detail section due to activity that occurs after 2 PM ET on the last business day of the month. If you have questions about your sweep option, including rates, please contact Your Account Executive

DESCRIPTION	CURRENT VALUE	AS OF VALUE DATE
WELLS FARGO BANK, N A	24,923 42	12/31
<b>Total Bank Deposits</b>	<b>\$24,923.42</b>	

**Activity detail**

DATE	ACCOUNT TYPE	TRANSACTION	QUANTITY	DESCRIPTION	PRICE	AMOUNT	CASH AND SWEEP BALANCES
12/01				BEGINNING BALANCE			25,871 61
12/01	Cash	DIVIDEND		AMERICA MOVIL SAB DE CV ADR SERIES L 120110 11		2 86	
12/01	Cash	DIVIDEND		HELMERICH & PAYNE INC 120110 50		3 00	
12/01	Cash	DIVIDEND		INTEL CORP 120110 35		5 51	
12/01	Cash	DIVIDEND		KROGER COMPANY COMMON 120110 72		7 56	
12/01	Cash	DIVIDEND		MURPHY OIL CORP 120110 15		4 13	



**Fendley Peden & Co.**  
**955 Dairy Ashford St Ste 100**  
**Houston, TX 77079**  
**281-496-5903**

*For your files*

To the Board of Directors  
The Vernon K. Willborg Charitable Trust  
9649 W. Wingfoot  
Houston, TX 77041

We have compiled the accompanying balance sheet of The Vernon K. Willborg Charitable Trust as of December 31, 2010, and the related statement of income for the 1 Period then ended, in accordance with Statements on Standards for Accounting and Review Services issued by the American Institute of Certified Public Accountants.

A compilation is limited to presenting in the form of financial statements information that is the representation of management. We have not audited or reviewed the accompanying financial statements and, accordingly, do not express an opinion or any other form of assurance on them.

Management has elected to omit substantially all of the disclosures and the statement of cash flow required by generally accepted accounting principles. If the omitted disclosures and statement of cash flows were included in the financial statements, they might influence the user's conclusions about the Company's financial position, results of operations and cash flow. Accordingly, these financial statements are not designed for those who are not informed about such matters.

Fendley Peden & Co.

May 26, 2011

**The Vernon K. Willborg Charitable Trust**  
**BALANCE SHEET**  
**As of December 31, 2010**

**ASSETS**

**CURRENT ASSETS**

CASH STERLING (141008986)	\$ 23,506.15
CASH CD WACHOVIA (597242)	101,579.27
VSR FIN CASH/STOCK @ COST	435,024.43
STOCKS ADJUST TO FMV	<u>75,952.15</u>

**Total Current Assets** 636,062.00

**PROPERTY AND EQUIPMENT**

1/2 OF 7/16 LAND - LA MARQUE TX	35,000 00
120 TRUAX - SAN ANTONIO	147,446 90
5609 MADGE - HALTOM CITY	<u>99,379.65</u>

**Net Property and Equipment** 281,826 55

**OTHER ASSETS**

LOAN REV ROMAYOR	40,000.00
NOTE REC TAB. CHURCH (HOGAN)	5,868.50
LOAN REC K SMITH	33,005.43
NOTE REC DONNA MCMILLIAN	1,395.28
NOTE REC PERKINS/ETHAN	<u>29,714.20</u>

**Total Other Assets** 109,983.41

**TOTAL ASSETS** \$ 1,027,871.96

**The Vernon K. Willborg Charitable Trust**  
**BALANCE SHEET**  
**As of December 31, 2010**

**LIABILITIES AND EQUITY**

**CURRENT LIABILITIES**

CASH & INVEST FROM N & D CHAR TR \$	119,468.17
DISCOUNT PERKINS NOTE REC	14,388.68
PAYABLE GLYNN & ANITA NANCE	<u>8,750.00</u>

**Total Current Liabilities** 142,606.85

**LONG-TERM LIABILITIES**

**Total Liabilities** 142,606.85

**CAPITAL**

Retained earnings - beginning	843,284.93
Current year earnings	<u>41,980.18</u>

**Total Capital** 885,265.11

**TOTAL LIABILITIES AND CAPITAL** \$ 1,027,871.96

**The Vernon K. Willborg Charitable Trust**  
**INCOME STATEMENT**  
**For the 1 Month and 12 Months Ended December 31, 2010**

	1 Month Ended		12 Months Ended	
	December 31, 2010	%	December 31, 2010	%
<b>Sales</b>				
K-1 LAZARD LTD	\$ 7.00	0.00	\$ 7.00	0.00
OTHER INCOME VSR	20.04	0.00	20.04	0.00
INTEREST INCOME	6,389.70	0.00	6,389.70	0.00
INTEREST US SAVINGS BONDS	542.60	0.00	542.60	0.00
PROCEEDS VSR STOCK SALES	210,494.00	0.00	210,494.00	0.00
DIVIDENDS VSR FIN SVC	6,396.59	0.00	6,396.59	0.00
CAPT GAIN DIST VSR FIN SVC	45.80	0.00	45.80	0.00
INTEREST INC VSR FIN	1,154.45	0.00	1,154.45	0.00
RENTAL INCOME	18,388.37	0.00	18,388.37	0.00
Less Returns & Allowances	0.00	0.00	0.00	0.00
<b>Total Sales</b>	<b>243,438.55</b>	<b>0.00</b>	<b>243,438.55</b>	<b>0.00</b>
<b>Cost of Goods Sold</b>				
NON DEDUCTABLE ADJ STK FMV	(76,855.03)	0.00	(76,855.03)	0.00
COST OF ST STOCKS SOLD VSR	224,595.00	0.00	224,595.00	0.00
<b>Total Cost of Goods Sold</b>	<b>147,739.97</b>	<b>0.00</b>	<b>147,739.97</b>	<b>0.00</b>
<b>Gross Profit</b>	<b>95,698.58</b>	<b>0.00</b>	<b>95,698.58</b>	<b>0.00</b>
<b>Operating Expenses</b>				
ACCOUNTING & LEGAL	39,675.00	0.00	39,675.00	0.00
DONATIONS & TUITION	2,000.00	0.00	2,000.00	0.00
MEDICAL ASSISTANCE NEEDY	0.00	0.00	0.00	0.00
VSR FIN SVC FEES	8,420.42	0.00	8,420.42	0.00
DUES, FEES AND SUBSCRIPTIONS	216.98	0.00	216.98	0.00
INTEREST	0.00	0.00	0.00	0.00
INSURANCE-GENERAL	0.00	0.00	0.00	0.00
MAINTENANCE & REPAIR	0.00	0.00	0.00	0.00
OFFICE & POSTAGE	194.96	0.00	194.96	0.00
RENTAL STORAGE	0.00	0.00	0.00	0.00
COMMISSION EXPENSE	0.00	0.00	0.00	0.00
SURVEY EXPENSE	0.00	0.00	0.00	0.00
FOREIGN TAX PD VSR FIN	347.04	0.00	347.04	0.00
TAXES OTHER	2,864.00	0.00	2,864.00	0.00
UTILITIES	0.00	0.00	0.00	0.00
SUSPENSE	0.00	0.00	0.00	0.00
<b>Total Operating Expenses</b>	<b>53,718.40</b>	<b>0.00</b>	<b>53,718.40</b>	<b>0.00</b>
<b>Operating Income (Loss)</b>	<b>41,980.18</b>	<b>0.00</b>	<b>41,980.18</b>	<b>0.00</b>
<b>Other Income (Expense)</b>				

See Accountants' Compilation Report

**The Vernon K. Willborg Charitable Trust**  
**INCOME STATEMENT**  
**For the 1 Month and 12 Months Ended December 31, 2010**

	1 Month Ended		12 Months Ended	
	December 31, 2010	%	December 31, 2010	%
<b>Net Income (Loss) Before Taxes</b>	41,980.18	0.00	41,980.18	0.00
<b>Net Income (Loss)</b>	\$ 41,980.18	0.00	\$ 41,980.18	0.00

See Accountants' Compilation Report

**The Vernon K. Willborg Charitable Trust  
General Ledger**

Date	Reference T	Description	Beginning Balance	Debit	Credit	YTD Balance
		<b>1002 CASH STERLING (141008986)</b>	9,420.54			
12/31/10	1	2010 CHECKS			14,755.98	
12/31/10	2	NSF 7/12/10 DEPOSIT			1,250.00	
12/31/10	3	BK FEES STERLING			272.81	
12/31/10	4	2010 STERLING DEPOSITS		30,364.40		
				<u>30,364.40</u>	<u>16,278.79</u>	<u>23,506.15</u>
		<b>1003 CASH CD WACHOVIA (597242)</b>	101,579.27			
12/31/10	13	ADJ VSR ACCTS TO FMV			76,957.01	
12/31/10	13	ADJ VSR ACCTS TO FMV		76,957.01		
				<u>76,957.01</u>	<u>76,957.01</u>	<u>101,579.27</u>
		<b>1055 TRANSFER</b>	0.00			
12/31/10	2	NSF 7/12/10 DEPOSIT		1,250.00		
12/31/10	4	2010 STERLING DEPOSITS			500.00	
12/31/10	4	2010 STERLING DEPOSITS			1,250.00	
12/31/10	4	2010 STERLING DEPOSITS		435.08		
12/31/10	12	CASH FROM N/D CHAR TRUST			118,778.18	
12/31/10	15	K-1 LAZARD - NOT ON 2009 RETURN		7.00		
12/31/10	16	ADJ FUNDS FROM N & D		119,468.17		
12/31/10	17	ADJUST DEPOSITS			632.07	
				<u>121,160.25</u>	<u>121,160.25</u>	<u>0.00</u>
		<b>1074 1/2 OF 7/16 LAND - LA MARQUE TX</b>	35,000.00			
				<u>0.00</u>	<u>0.00</u>	<u>35,000.00</u>
		<b>1075 120 TRUAX - SAN ANTONIO</b>	147,446.90			
				<u>0.00</u>	<u>0.00</u>	<u>147,446.90</u>
		<b>1076 5609 MADGE - HALTOM CITY</b>	99,379.65			
				<u>0.00</u>	<u>0.00</u>	<u>99,379.65</u>
		<b>1078 LOAN REV ROMAYOR</b>	40,000.00			
				<u>0.00</u>	<u>0.00</u>	<u>40,000.00</u>
		<b>1079 NOTE REC TAB. CHURCH (HOGAN)</b>	7,683.38			
12/31/10	4	2010 STERLING DEPOSITS			2,449.84	
12/31/10	5	ADJ N/R CHURCH/HOGAN FOR INTEREST		634.96		
				<u>634.96</u>	<u>2,449.84</u>	<u>5,868.50</u>
		<b>1080 LOAN REC K SMITH</b>	33,186.52			
12/31/10	4	2010 STERLING DEPOSITS			2,450.00	
12/31/10	6	ADJ INT SMITH NOTE REC		2,268.91		
				<u>2,268.91</u>	<u>2,450.00</u>	<u>33,005.43</u>
		<b>1081 NOTE REC DONNA MCMILLIAN</b>	1,395.28			
				<u>0.00</u>	<u>0.00</u>	<u>1,395.28</u>
		<b>1085 NOTE REC PERKINS/ETHAN</b>	31,279.72			

**The Vernon K. Willborg Charitable Trust  
General Ledger**

Date	Reference T	Description	Beginning Balance	Debit	Credit	YTD Balance
		<b>1085 NOTE REC PERKINS/ETHAN (cont.)</b>				
12/31/10	4	2010 STERLING DEPOSITS			3,500 00	
12/31/10	7	ADJ INT PERKING NOTE REC		1,934.48		
				<u>1,934 48</u>	<u>3,500.00</u>	<u>29,714 20</u>
		<b>1087 VSR FIN CASH/STOCK @ COST</b>	332,818.22			
12/31/10	8	VSR ENHANCED F1099		218,369.97		
12/31/10	8	VSR ENHANCED F1099		119 51		
12/31/10	9	COST VSR STOCKS SOLD			224,595 00	
12/31/10	10	VSR OTHER INCOME		20 04		
12/31/10	11	DISBURSEMENTS FROM VSR			38,420 42	
12/31/10	12	CASH FROM N/D CHAR TRUST		118,778.18		
12/31/10	13	ADJ VSR ACCTS TO FMV		3,311.67		
12/31/10	13	ADJ VSR ACCTS TO FMV		24,622 26		
				<u>365,221 63</u>	<u>263,015.42</u>	<u>435,024 43</u>
		<b>1089 STOCKS ADJUST TO FMV</b>	27,234.13			
12/31/10	13	ADJ VSR ACCTS TO FMV		48,718.02		
				<u>48,718 02</u>	<u>0 00</u>	<u>75,952 15</u>
		<b>2041 CASH &amp; INVEST FROM N &amp; D CHAR 1</b>	0 00			
12/31/10	16	ADJ FUNDS FROM N & D			119,468 17	
				<u>0 00</u>	<u>119,468 17</u>	<u>(119,468.17)</u>
		<b>2043 DISCOUNT PERKINS NOTE REC</b>	(14,388.68)			
				<u>0.00</u>	<u>0.00</u>	<u>(14,388 68)</u>
		<b>2051 PAYABLE GLYNN &amp; ANITA NANCE</b>	(8,750 00)			
				<u>0.00</u>	<u>0.00</u>	<u>(8,750 00)</u>
		<b>3198 Retained Earnings</b>	(843,284.93)			
				<u>0.00</u>	<u>0 00</u>	<u>(843,284.93)</u>
		<b>4019 K-1 LAZARD LTD</b>	0 00			
12/31/10	15	K-1 LAZARD - NOT ON 2009 RETURN			7.00	
				<u>0.00</u>	<u>7.00</u>	<u>(7 00)</u>
		<b>4020 OTHER INCOME VSR</b>	0.00			
12/31/10	10	VSR OTHER INCOME			20 04	
				<u>0 00</u>	<u>20.04</u>	<u>(20 04)</u>
		<b>4025 INTEREST INCOME</b>	0.00			
12/31/10	4	2010 STERLING DEPOSITS			507 35	
12/31/10	4	2010 STERLING DEPOSITS			1,044 00	
12/31/10	5	ADJ N/R CHURCH/HOGAN FOR INTEREST			634.96	
12/31/10	6	ADJ INT SMITH NOTE REC			2,268 91	
12/31/10	7	ADJ INT PERKING NOTE REC			1,934.48	
				<u>0.00</u>	<u>6,389.70</u>	<u>(6,389.70)</u>

**The Vernon K. Willborg Charitable Trust  
General Ledger**

Date	Reference T	Description	Beginning Balance	Debit	Credit	YTD Balance
		<b>4026 INTEREST US SAVINGS BONDS</b>	0.00			
12/31/10	8	VSR ENHANCED F1099			542 60	
				<u>0 00</u>	<u>542 60</u>	<u>(542 60)</u>
		<b>4027 PROCEEDS VSR STOCK SALES</b>	0.00			
12/31/10	8	VSR ENHANCED F1099			210,374 49	
12/31/10	8	VSR ENHANCED F1099			119 51	
				<u>0 00</u>	<u>210,494.00</u>	<u>(210,494.00)</u>
		<b>4029 NON DIVIDEND DIST VSR</b>	0 00			
12/31/10	8	VSR ENHANCED F1099			84 56	
12/31/10	51	Tie to F990PF		84 56		
				<u>84 56</u>	<u>84.56</u>	<u>0 00</u>
		<b>4030 DIVIDENDS VSR FIN SVC</b>	0.00			
12/31/10	8	VSR ENHANCED F1099			6,515.11	
12/31/10	14	VSR AMENDED F1099		118 52		
				<u>118 52</u>	<u>6,515 11</u>	<u>(6,396.59)</u>
		<b>4031 CAPT GAIN DIST VSR FIN SVC</b>	0.00			
12/31/10	8	VSR ENHANCED F1099			45 80	
				<u>0 00</u>	<u>45 80</u>	<u>(45.80)</u>
		<b>4032 INTEREST INC VSR FIN</b>	0.00			
12/31/10	8	VSR ENHANCED F1099			1,154 45	
				<u>0 00</u>	<u>1,154 45</u>	<u>(1,154.45)</u>
		<b>4035 RENTAL INCOME</b>	0.00			
12/31/10	4	2010 STERLING DEPOSITS			6,210 22	
12/31/10	4	2010 STERLING DEPOSITS			6,600 00	
12/31/10	4	2010 STERLING DEPOSITS			2,964.56	
12/31/10	4	2010 STERLING DEPOSITS			3,245.66	
12/31/10	17	ADJUST DEPOSITS		632.07		
				<u>632 07</u>	<u>19,020.44</u>	<u>(18,388.37)</u>
		<b>5010 NON DEDUCTABLE ADJ STK FMV</b>	0.00			
12/31/10	13	ADJ VSR ACCTS TO FMV		24,927.32		
12/31/10	13	ADJ VSR ACCTS TO FMV			101,579.27	
12/31/10	14	VSR AMENDED F1099			118.52	
12/31/10	51	Tie to F990PF			84.56	
				<u>24,927 32</u>	<u>101,782 35</u>	<u>(76,855 03)</u>
		<b>5027 COST OF ST STOCKS SOLD VSR</b>	0.00			
12/31/10	9	COST VSR STOCKS SOLD		224,595 00		
				<u>224,595.00</u>	<u>0 00</u>	<u>224,595 00</u>
		<b>6010 ACCOUNTING &amp; LEGAL</b>	0 00			
12/31/10	11	DISBURSEMENTS FROM VSR		30,000.00		
04/07/10	1207	FENDLEY PEDEN		2,425.00		
04/29/10	1208	FENDLEY PEDEN		2,200.00		
06/11/10	1209	FENDLEY PEDEN		1,600.00		

**The Vernon K. Willborg Charitable Trust  
General Ledger**

Date	Reference T	Description	Beginning Balance	Debit	Credit	YTD Balance
<b>6010 ACCOUNTING &amp; LEGAL (cont.)</b>						
07/14/10	1211	MARK MURRAH		250 00		
08/11/10	1212	NANCE AND DUNCAN		2,450 00		
10/09/10	1214	C. MARK MURRAH		750 00		
				<u>39,675 00</u>	<u>0 00</u>	<u>39,675 00</u>
<b>6025 DONATIONS &amp; TUITION</b>						
			0.00			
07/11/10	1210	WILLIAMS TRACE BAPTIST CHURCH		2,000 00		
				<u>2,000 00</u>	<u>0 00</u>	<u>2,000 00</u>
<b>6027 VSR FIN SVC FEES</b>						
			0.00			
12/31/10	11	DISBURSEMENTS FROM VSR		2,079 00		
12/31/10	11	DISBURSEMENTS FROM VSR		6,175.13		
12/31/10	11	DISBURSEMENTS FROM VSR		166.29		
				<u>8,420.42</u>	<u>0 00</u>	<u>8,420 42</u>
<b>6032 DUES, FEES AND SUBSCRIPTIONS</b>						
			0.00			
09/10/10	1213	MUNICIPAL SER BUREAU		108 49		
12/10/10	1217	MUNICIPAL SVC		108 49		
				<u>216 98</u>	<u>0 00</u>	<u>216 98</u>
<b>6075 OFFICE &amp; POSTAGE</b>						
			0.00			
12/31/10	3	BK FEES STERLING		272.81		
12/31/10	4	2010 STERLING DEPOSITS			77 85	
				<u>272 81</u>	<u>77 85</u>	<u>194.96</u>
<b>6105 FOREIGN TAX PD VSR FIN</b>						
			0.00			
12/31/10	8	VSR ENHANCED F1099		347.04		
				<u>347.04</u>	<u>0 00</u>	<u>347 04</u>
<b>6106 TAXES OTHER</b>						
			0.00			
10/15/10	1215	TARRANT CTY TAX COL		1,061.44		
10/15/10	1216	BEXAR CO TAX COL		1,802 56		
				<u>2,864 00</u>	<u>0 00</u>	<u>2,864 00</u>

Current Profit/(Loss) 41,980.18      YTD Profit/(Loss) 41,980.18

Number of Transactions      74

The General Ledger is in balance

0 00

**The Vernon K. Willborg Charitable Trust  
Transaction Listing**

Date	Reference	T	Account	Description	Debit	Credit	Reference Total
12/31/10	1		1002	2010 CHECKS		14,755.98	(14,755.98)
12/31/10	2		1002	NSF 7/12/10 DEPOSIT		1,250.00	
12/31/10	2		1055	NSF 7/12/10 DEPOSIT	1,250.00		
12/31/10	3		1002	BK FEES STERLING		272.81	
12/31/10	3		6075	BK FEES STERLING	272.81		
12/31/10	4		1002	2010 STERLING DEPOSITS	30,364.40		
12/31/10	4		1055	2010 STERLING DEPOSITS		500.00	
12/31/10	4		1055	2010 STERLING DEPOSITS		1,250.00	
12/31/10	4		1055	2010 STERLING DEPOSITS	435.08		
12/31/10	4		1079	2010 STERLING DEPOSITS		2,449.84	
12/31/10	4		1080	2010 STERLING DEPOSITS		2,450.00	
12/31/10	4		1085	2010 STERLING DEPOSITS		3,500.00	
12/31/10	4		4025	2010 STERLING DEPOSITS		507.35	
12/31/10	4		4025	2010 STERLING DEPOSITS		1,044.00	
12/31/10	4		4035	2010 STERLING DEPOSITS		6,210.22	
12/31/10	4		4035	2010 STERLING DEPOSITS		6,600.00	
12/31/10	4		4035	2010 STERLING DEPOSITS		2,964.56	
12/31/10	4		4035	2010 STERLING DEPOSITS		3,245.66	
12/31/10	4		6075	2010 STERLING DEPOSITS		77.85	
12/31/10	5		1079	ADJ N/R CHURCH/HOGAN FOR INTEREST	634.96		
12/31/10	5		4025	ADJ N/R CHURCH/HOGAN FOR INTEREST		634.96	
12/31/10	6		1080	ADJ INT SMITH NOTE REC	2,268.91		
12/31/10	6		4025	ADJ INT SMITH NOTE REC		2,268.91	
12/31/10	7		1085	ADJ INT PERKING NOTE REC	1,934.48		
12/31/10	7		4025	ADJ INT PERKING NOTE REC		1,934.48	
12/31/10	8		1087	VSR ENHANCED F1099	218,369.97		
12/31/10	8		1087	VSR ENHANCED F1099	119.51		
12/31/10	8		4026	VSR ENHANCED F1099		542.60	
12/31/10	8		4027	VSR ENHANCED F1099		210,374.49	
12/31/10	8		4027	VSR ENHANCED			

**The Vernon K. Willborg Charitable Trust  
Transaction Listing**

Date	Reference	T	Account	Description	Debit	Credit	Reference Total
				F1099		119.51	
12/31/10	8		4029	VSR ENHANCED			
				F1099		84.56	
12/31/10	8		4030	VSR ENHANCED			
				F1099		6,515.11	
12/31/10	8		4031	VSR ENHANCED			
				F1099		45.80	
12/31/10	8		4032	VSR ENHANCED			
				F1099		1,154.45	
12/31/10	8		6105	VSR ENHANCED			
				F1099	347.04		
12/31/10	9		1087	COST VSR STOCKS			
				SOLD		224,595.00	
12/31/10	9		5027	COST VSR STOCKS			
				SOLD	224,595.00		
12/31/10	10		1087	VSR OTHER INCOME	20.04		
12/31/10	10		4020	VSR OTHER INCOME		20.04	
12/31/10	11		1087	DISBURSEMENTS			
				FROM VSR		38,420.42	
12/31/10	11		6010	DISBURSEMENTS			
				FROM VSR	30,000.00		
12/31/10	11		6027	DISBURSEMENTS			
				FROM VSR	2,079.00		
12/31/10	11		6027	DISBURSEMENTS			
				FROM VSR	6,175.13		
12/31/10	11		6027	DISBURSEMENTS			
				FROM VSR	166.29		
12/31/10	12		1055	CASH FROM N/D			
				CHAR TRUST		118,778.18	
12/31/10	12		1087	CASH FROM N/D			
				CHAR TRUST	118,778.18		
12/31/10	13		1003	ADJ VSR ACCTS TO			
				FMV		76,957.01	
12/31/10	13		1003	ADJ VSR ACCTS TO			
				FMV	76,957.01		
12/31/10	13		1087	ADJ VSR ACCTS TO			
				FMV	3,311.67		
12/31/10	13		1087	ADJ VSR ACCTS TO			
				FMV	24,622.26		
12/31/10	13		1089	ADJ VSR ACCTS TO			
				FMV	48,718.02		
12/31/10	13		5010	ADJ VSR ACCTS TO			
				FMV	24,927.32		
12/31/10	13		5010	ADJ VSR ACCTS TO			
				FMV		101,579.27	
12/31/10	14		4030	VSR AMENDED			
				F1099	118.52		
12/31/10	14		5010	VSR AMENDED			
				F1099		118.52	
12/31/10	15		1055	K-1 LAZARD - NOT			
				ON 2009 RETURN	7.00		
12/31/10	15		4019	K-1 LAZARD - NOT			
				ON 2009 RETURN		7.00	
12/31/10	16		1055	ADJ FUNDS FROM N			
				& D	119,468.17		

**The Vernon K. Willborg Charitable Trust  
Transaction Listing**

Date	Reference	T	Account	Description	Debit	Credit	Reference Total
12/31/10	16		2041	ADJ FUNDS FROM N & D		119,468.17	
12/31/10	17		1055	ADJUST DEPOSITS		632.07	
12/31/10	17		4035	ADJUST DEPOSITS	632.07		
12/31/10	51		4029	Tie to F990PF	84.56		
12/31/10	51		5010	Tie to F990PF		84.56	
04/07/10	1207		6010	FENDLEY PEDEN	2,425.00		2,425.00
04/29/10	1208		6010	FENDLEY PEDEN	2,200.00		2,200.00
06/11/10	1209		6010	FENDLEY PEDEN	1,600.00		1,600.00
07/11/10	1210		6025	WILLIAMS TRACE BAPTIST CHURCH	2,000.00		2,000.00
07/14/10	1211		6010	MARK MURRAH	250.00		250.00
08/11/10	1212		6010	NANCE AND DUNCAN	2,450.00		2,450.00
09/10/10	1213		6032	MUNICIPAL SER BUREAU	108.49		108.49
10/09/10	1214		6010	C. MARK MURRAH	750.00		750.00
10/15/10	1215		6106	TARRANT CTY TAX COL	1,061.44		1,061.44
10/15/10	1216		6106	BEXAR CO TAX COL	1,802.56		1,802.56
12/10/10	1217		6032	MUNICIPAL SVC	108.49		108.49
						Transaction Balance	<u>0.00</u>

Total Debits 951,413.38Total Credits 951,413.38A/C Hash Total 251142.000

Number of Transactions 74