



See a Social Security Number? Say Something!
Report Privacy Problems to <https://public.resource.org/privacy>
Or call the IRS Identity Theft Hotline at 1-800-908-4490



Return of Private Foundation
or Section 4947(a)(1) Nonexempt Charitable Trust
Treated as a Private Foundation

2010

Department of the Treasury
Internal Revenue Service

Note The foundation may be able to use a copy of this return to satisfy state reporting requirements.

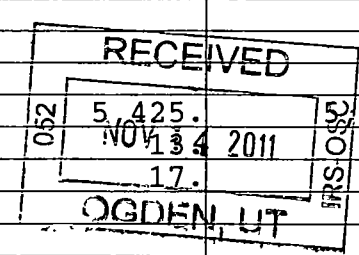
For calendar year 2010, or tax year beginning , and ending

G Check all that apply: Initial return Initial return of a former public charity Final return
 Amended return Address change Name change

Name of foundation THE B HOLMAN FOUNDATION		A Employer identification number 75-2910322
Number and street (or P O box number if mail is not delivered to street address) 5364 SOUTHERN AVENUE		B Telephone number 214-761-7000
City or town, state, and ZIP code DALLAS, TX 75209		C If exemption application is pending, check here <input type="checkbox"/>
H Check type of organization. <input checked="" type="checkbox"/> Section 501(c)(3) exempt private foundation <input type="checkbox"/> Section 4947(a)(1) nonexempt charitable trust <input type="checkbox"/> Other taxable private foundation		D 1. Foreign organizations, check here <input type="checkbox"/> 2. Foreign organizations meeting the 85% test, check here and attach computation <input type="checkbox"/>
I Fair market value of all assets at end of year (from Part II, col (c), line 16) \$ 2,922,379.	J Accounting method: <input checked="" type="checkbox"/> Cash <input type="checkbox"/> Accrual <input type="checkbox"/> Other (specify)	E If private foundation status was terminated under section 507(b)(1)(A), check here <input type="checkbox"/>
		F If the foundation is in a 60-month termination under section 507(b)(1)(B), check here <input type="checkbox"/>

Part I Analysis of Revenue and Expenses (The total of amounts in columns (b), (c), and (d) may not necessarily equal the amounts in column (a))		(a) Revenue and expenses per books	(b) Net investment income	(c) Adjusted net income	(d) Disbursements for charitable purposes (cash basis only)
1	Contributions, gifts, grants, etc., received	4,922.		N/A	
2	Check <input checked="" type="checkbox"/> if the foundation is not required to attach Sch B				
3	Interest on savings and temporary cash investments				
4	Dividends and interest from securities	91,912.	91,912.		STATEMENT 1
5a	Gross rents				
b	Net rental income or (loss)				
6a	Net gain or (loss) from sale of assets not on line 10	-27,587.			
b	Gross sales price for all assets on line 6a 541,856.				
7	Capital gain net income (from Part IV, line 2)		0.		
8	Net short-term capital gain				
9	Income modifications				
10a	Gross sales less returns and allowances				
b	Less Cost of goods sold				
c	Gross profit or (loss)				
11	Other income				
12	Total. Add lines 1 through 11	69,247.	91,912.		
13	Compensation of officers, directors, trustees, etc	400.	0.		0.
14	Other employee salaries and wages				
15	Pension plans, employee benefits				
16a	Legal fees				
b	Accounting fees STMT 2	5,425.	5,425.		0.
c	Other professional fees STMT 3	13.	13.		0.
17	Interest	17.	17.		0.
18	Taxes				
19	Depreciation and depletion				
20	Occupancy				
21	Travel, conferences, and meetings				
22	Printing and publications				
23	Other expenses STMT 4	23,379.	23,379.		0.
24	Total operating and administrative expenses. Add lines 13 through 23	29,234.	28,834.		0.
25	Contributions, gifts, grants paid	95,250.			95,250.
26	Total expenses and disbursements. Add lines 24 and 25	124,484.	28,834.		95,250.
27	Subtract line 26 from line 12				
a	Excess of revenue over expenses and disbursements	-55,237.			
b	Net investment income (if negative, enter -0-)		63,078.		
c	Adjusted net income (if negative, enter -0-)			N/A	

SCANNED NOV 16 2011



G-18

9

Part II Balance Sheets

Attached schedules and amounts in the description column should be for end-of-year amounts only

	Beginning of year	End of year		
		(a) Book Value	(b) Book Value	(c) Fair Market Value
Assets				
1 Cash - non-interest-bearing				
2 Savings and temporary cash investments	29,859.	68,925.	68,925.	
3 Accounts receivable ▶				
Less allowance for doubtful accounts ▶				
4 Pledges receivable ▶				
Less allowance for doubtful accounts ▶				
5 Grants receivable				
6 Receivables due from officers, directors, trustees, and other disqualified persons				
7 Other notes and loans receivable ▶				
Less allowance for doubtful accounts ▶				
8 Inventories for sale or use				
9 Prepaid expenses and deferred charges				
10a Investments - U.S. and state government obligations				
b Investments - corporate stock				
c Investments - corporate bonds				
11 Investments - land, buildings, and equipment basis ▶				
Less accumulated depreciation ▶				
12 Investments - mortgage loans				
13 Investments - other STMT 5	3,255,317.	3,159,694.	2,853,454.	
14 Land, buildings, and equipment: basis ▶				
Less accumulated depreciation ▶				
15 Other assets (describe ▶)				
16 Total assets (to be completed by all filers)	3,285,176.	3,228,619.	2,922,379.	
Liabilities				
17 Accounts payable and accrued expenses				
18 Grants payable				
19 Deferred revenue				
20 Loans from officers, directors, trustees, and other disqualified persons				
21 Mortgages and other notes payable				
22 Other liabilities (describe ▶)				
23 Total liabilities (add lines 17 through 22)	0.	0.		
Net Assets or Fund Balances				
Foundations that follow SFAS 117, check here <input type="checkbox"/>				
and complete lines 24 through 26 and lines 30 and 31				
24 Unrestricted				
25 Temporarily restricted				
26 Permanently restricted				
Foundations that do not follow SFAS 117, check here <input checked="" type="checkbox"/>				
and complete lines 27 through 31				
27 Capital stock, trust principal, or current funds	0.	0.		
28 Paid-in or capital surplus, or land, bldg., and equipment fund	0.	0.		
29 Retained earnings, accumulated income, endowment, or other funds	3,285,176.	3,228,619.		
30 Total net assets or fund balances	3,285,176.	3,228,619.		
31 Total liabilities and net assets/fund balances	3,285,176.	3,228,619.		

Part III Analysis of Changes in Net Assets or Fund Balances

1 Total net assets or fund balances at beginning of year - Part II, column (a), line 30 (must agree with end-of-year figure reported on prior year's return)	1	3,285,176.
2 Enter amount from Part I, line 27a	2	-55,237.
3 Other increases not included in line 2 (itemize) ▶	3	0.
4 Add lines 1, 2, and 3	4	3,229,939.
5 Decreases not included in line 2 (itemize) ▶ FEDERAL INCOME TAX, PRIOR YEAR	5	1,320.
6 Total net assets or fund balances at end of year (line 4 minus line 5) - Part II, column (b), line 30	6	3,228,619.

Part IV Capital Gains and Losses for Tax on Investment Income

(a) List and describe the kind(s) of property sold (e.g., real estate, 2-story brick warehouse; or common stock, 200 shs. MLC Co.)	(b) How acquired P - Purchase D - Donation	(c) Date acquired (mo., day, yr.)	(d) Date sold (mo., day, yr.)
1a			
b SEE ATTACHED STATEMENT			
c			
d			
e			

(e) Gross sales price	(f) Depreciation allowed (or allowable)	(g) Cost or other basis plus expense of sale	(h) Gain or (loss) (e) plus (f) minus (g)
a			
b			
c			
d			
e 541,856.		569,443.	-27,587.

Complete only for assets showing gain in column (h) and owned by the foundation on 12/31/69			(l) Gains (Col. (h) gain minus col (k), but not less than -0-) or Losses (from col. (h))
(i) F.M.V. as of 12/31/69	(j) Adjusted basis as of 12/31/69	(k) Excess of col (i) over col. (j), if any	
a			
b			
c			
d			
e			-27,587.

2 Capital gain net income or (net capital loss) { If gain, also enter in Part I, line 7 If (loss), enter -0- in Part I, line 7 }	2	-27,587.
3 Net short-term capital gain or (loss) as defined in sections 1222(5) and (6). If gain, also enter in Part I, line 8, column (c). If (loss), enter -0- in Part I, line 8	3	N/A

Part V Qualification Under Section 4940(e) for Reduced Tax on Net Investment Income

(For optional use by domestic private foundations subject to the section 4940(a) tax on net investment income.)

If section 4940(d)(2) applies, leave this part blank

Was the foundation liable for the section 4942 tax on the distributable amount of any year in the base period? Yes No

If "Yes," the foundation does not qualify under section 4940(e). Do not complete this part.

1 Enter the appropriate amount in each column for each year; see instructions before making any entries.

(a) Base period years Calendar year (or tax year beginning in)	(b) Adjusted qualifying distributions	(c) Net value of noncharitable-use assets	(d) Distribution ratio (col. (b) divided by col. (c))
2009	86,509.	2,152,833.	.040184
2008	70,000.	2,678,133.	.026138
2007	140,704.	1,485,194.	.094738
2006	59,985.	1,023,706.	.058596
2005	61,465.	960,571.	.063988

2 Total of line 1, column (d)	2	.283644
3 Average distribution ratio for the 5-year base period - divide the total on line 2 by 5, or by the number of years the foundation has been in existence if less than 5 years	3	.056729
4 Enter the net value of noncharitable-use assets for 2010 from Part X, line 5	4	2,586,535.
5 Multiply line 4 by line 3	5	146,732.
6 Enter 1% of net investment income (1% of Part I, line 27b)	6	631.
7 Add lines 5 and 6	7	147,363.
8 Enter qualifying distributions from Part XII, line 4	8	95,250.

If line 8 is equal to or greater than line 7, check the box in Part VI, line 1b, and complete that part using a 1% tax rate. See the Part VI instructions.

Part VI Excise Tax Based on Investment Income (Section 4940(a), 4940(b), 4940(e), or 4948 - see instructions)

1a Exempt operating foundations described in section 4940(d)(2), check here <input type="checkbox"/> and enter "N/A" on line 1 Date of ruling or determination letter: _____ (attach copy of letter if necessary-see instructions)			
b Domestic foundations that meet the section 4940(e) requirements in Part V, check here <input type="checkbox"/> and enter 1% of Part I, line 27b		1	1,262.
c All other domestic foundations enter 2% of line 27b. Exempt foreign organizations enter 4% of Part I, line 12, col. (b).			
2 Tax under section 511 (domestic section 4947(a)(1) trusts and taxable foundations only. Others enter -0-)		2	0.
3 Add lines 1 and 2		3	1,262.
4 Subtitle A (income) tax (domestic section 4947(a)(1) trusts and taxable foundations only. Others enter -0-)		4	0.
5 Tax based on investment income Subtract line 4 from line 3. If zero or less, enter -0-		5	1,262.
6 Credits/Payments:			
a 2010 estimated tax payments and 2009 overpayment credited to 2010	6a		
b Exempt foreign organizations - tax withheld at source	6b		
c Tax paid with application for extension of time to file (Form 8868)	6c		
d Backup withholding erroneously withheld	6d		
7 Total credits and payments. Add lines 6a through 6d	7		0.
8 Enter any penalty for underpayment of estimated tax. Check here <input type="checkbox"/> if Form 2220 is attached	8		33.
9 Tax due. If the total of lines 5 and 8 is more than line 7, enter amount owed	9		1,295.
10 Overpayment If line 7 is more than the total of lines 5 and 8, enter the amount overpaid	10		
11 Enter the amount of line 10 to be Credited to 2011 estimated tax <input type="checkbox"/> Refunded <input type="checkbox"/>	11		

Part VII-A Statements Regarding Activities

	Yes	No
1a During the tax year, did the foundation attempt to influence any national, state, or local legislation or did it participate or intervene in any political campaign?		X
b Did it spend more than \$100 during the year (either directly or indirectly) for political purposes (see instructions for definition)? If the answer is "Yes" to 1a or 1b, attach a detailed description of the activities and copies of any materials published or distributed by the foundation in connection with the activities		X
c Did the foundation file Form 1120-POL for this year?		X
d Enter the amount (if any) of tax on political expenditures (section 4955) imposed during the year: (1) On the foundation. $\$$ 0. (2) On foundation managers. $\$$ 0.		
e Enter the reimbursement (if any) paid by the foundation during the year for political expenditure tax imposed on foundation managers. $\$$ 0.		
2 Has the foundation engaged in any activities that have not previously been reported to the IRS? If "Yes," attach a detailed description of the activities		X
3 Has the foundation made any changes, not previously reported to the IRS, in its governing instrument, articles of incorporation, or bylaws, or other similar instruments? If "Yes," attach a conformed copy of the changes		X
4a Did the foundation have unrelated business gross income of \$1,000 or more during the year?		X
b If "Yes," has it filed a tax return on Form 990-T for this year?		
5 Was there a liquidation, termination, dissolution, or substantial contraction during the year? If "Yes," attach the statement required by General Instruction T		X
6 Are the requirements of section 508(e) (relating to sections 4941 through 4945) satisfied either: • By language in the governing instrument, or • By state legislation that effectively amends the governing instrument so that no mandatory directions that conflict with the state law remain in the governing instrument?		X
7 Did the foundation have at least \$5,000 in assets at any time during the year? If "Yes," complete Part II, col. (c), and Part XV	X	
8a Enter the states to which the foundation reports or with which it is registered (see instructions) <u>TX</u>		
b If the answer is "Yes" to line 7, has the foundation furnished a copy of Form 990-PF to the Attorney General (or designate) of each state as required by General Instruction G? If "No," attach explanation	X	
9 Is the foundation claiming status as a private operating foundation within the meaning of section 4942(j)(3) or 4942(j)(5) for calendar year 2010 or the taxable year beginning in 2010 (see instructions for Part XIV)? If "Yes," complete Part XIV		X
10 Did any persons become substantial contributors during the tax year? If "Yes," attach a schedule listing their names and addresses <u>STMT 6</u>	X	

N/A

Part VII-A Statements Regarding Activities (continued)

11	At any time during the year, did the foundation, directly or indirectly, own a controlled entity within the meaning of section 512(b)(13)? If "Yes," attach schedule (see instructions)			X
12	Did the foundation acquire a direct or indirect interest in any applicable insurance contract before August 17, 2008?			X
13	Did the foundation comply with the public inspection requirements for its annual returns and exemption application? Website address ▶ <u>N/A</u>			X
14	The books are in care of ▶ <u>MICHAEL MAGERS</u> Telephone no. ▶ <u>214-361-1400</u> Located at ▶ <u>10,000 N CENTRAL EXPY, #1400, DALLAS, TX</u> ZIP+4 ▶ <u>75231</u>			
15	Section 4947(a)(1) nonexempt charitable trusts filing Form 990-PF in lieu of Form 1041 - Check here and enter the amount of tax-exempt interest received or accrued during the year ▶ <u>15</u> N/A			
16	At any time during calendar year 2010, did the foundation have an interest in or a signature or other authority over a bank, securities, or other financial account in a foreign country? See page 20 of the instructions for exceptions and filing requirements for Form TD F 90-22.1. If "Yes," enter the name of the foreign country ▶		Yes	No X

Part VII-B Statements Regarding Activities for Which Form 4720 May Be Required

File Form 4720 if any item is checked in the "Yes" column, unless an exception applies.

		Yes	No
1a	During the year did the foundation (either directly or indirectly):		
(1)	Engage in the sale or exchange, or leasing of property with a disqualified person? <input type="checkbox"/> Yes <input checked="" type="checkbox"/> No		
(2)	Borrow money from, lend money to, or otherwise extend credit to (or accept it from) a disqualified person? <input type="checkbox"/> Yes <input checked="" type="checkbox"/> No		
(3)	Furnish goods, services, or facilities to (or accept them from) a disqualified person? <input type="checkbox"/> Yes <input checked="" type="checkbox"/> No		
(4)	Pay compensation to, or pay or reimburse the expenses of, a disqualified person? <input type="checkbox"/> Yes <input checked="" type="checkbox"/> No		
(5)	Transfer any income or assets to a disqualified person (or make any of either available for the benefit or use of a disqualified person)? <input type="checkbox"/> Yes <input checked="" type="checkbox"/> No		
(6)	Agree to pay money or property to a government official? (Exception - Check "No" if the foundation agreed to make a grant to or to employ the official for a period after termination of government service, if terminating within 90 days.) <input type="checkbox"/> Yes <input checked="" type="checkbox"/> No		
b	If any answer is "Yes" to 1a(1)-(6), did any of the acts fail to qualify under the exceptions described in Regulations section 53.4941(d)-3 or in a current notice regarding disaster assistance (see page 22 of the instructions)? Organizations relying on a current notice regarding disaster assistance check here <u>N/A</u>	1b	
c	Did the foundation engage in a prior year in any of the acts described in 1a, other than excepted acts, that were not corrected before the first day of the tax year beginning in 2010? <input type="checkbox"/> Yes <input checked="" type="checkbox"/> No	1c	X
2	Taxes on failure to distribute income (section 4942) (does not apply for years the foundation was a private operating foundation defined in section 4942(j)(3) or 4942(j)(5)):		
a	At the end of tax year 2010, did the foundation have any undistributed income (lines 6d and 6e, Part XIII) for tax year(s) beginning before 2010? <input type="checkbox"/> Yes <input checked="" type="checkbox"/> No If "Yes," list the years ▶ _____, _____, _____		
b	Are there any years listed in 2a for which the foundation is not applying the provisions of section 4942(a)(2) (relating to incorrect valuation of assets) to the year's undistributed income? (If applying section 4942(a)(2) to all years listed, answer "No" and attach statement - see instructions.) <u>N/A</u>	2b	
c	If the provisions of section 4942(a)(2) are being applied to any of the years listed in 2a, list the years here. ▶ _____, _____, _____		
3a	Did the foundation hold more than a 2% direct or indirect interest in any business enterprise at any time during the year? <input type="checkbox"/> Yes <input checked="" type="checkbox"/> No		
b	If "Yes," did it have excess business holdings in 2010 as a result of (1) any purchase by the foundation or disqualified persons after May 26, 1969; (2) the lapse of the 5-year period (or longer period approved by the Commissioner under section 4943(c)(7)) to dispose of holdings acquired by gift or bequest; or (3) the lapse of the 10-, 15-, or 20-year first phase holding period? (Use Schedule C, Form 4720, to determine if the foundation had excess business holdings in 2010) <u>N/A</u>	3b	
4a	Did the foundation invest during the year any amount in a manner that would jeopardize its charitable purposes?	4a	X
b	Did the foundation make any investment in a prior year (but after December 31, 1969) that could jeopardize its charitable purpose that had not been removed from jeopardy before the first day of the tax year beginning in 2010?	4b	X

Part VII-B Statements Regarding Activities for Which Form 4720 May Be Required (continued)

5a During the year did the foundation pay or incur any amount to:

(1) Carry on propaganda, or otherwise attempt to influence legislation (section 4945(e))? Yes No

(2) Influence the outcome of any specific public election (see section 4955); or to carry on, directly or indirectly, any voter registration drive? Yes No

(3) Provide a grant to an individual for travel, study, or other similar purposes? Yes No

(4) Provide a grant to an organization other than a charitable, etc., organization described in section 509(a)(1), (2), or (3), or section 4940(d)(2)? Yes No

(5) Provide for any purpose other than religious, charitable, scientific, literary, or educational purposes, or for the prevention of cruelty to children or animals? Yes No

b If any answer is "Yes" to 5a(1)-(5), did any of the transactions fail to qualify under the exceptions described in Regulations section 53 4945 or in a current notice regarding disaster assistance (see instructions)? Yes No
 Organizations relying on a current notice regarding disaster assistance check here N/A

c If the answer is "Yes" to question 5a(4), does the foundation claim exemption from the tax because it maintained expenditure responsibility for the grant? Yes No
 If "Yes," attach the statement required by Regulations section 53 4945-5(d) N/A

6a Did the foundation, during the year, receive any funds, directly or indirectly, to pay premiums on a personal benefit contract? Yes No

b Did the foundation, during the year, pay premiums, directly or indirectly, on a personal benefit contract? Yes No
 If "Yes" to 6b, file Form 8870

7a At any time during the tax year, was the foundation a party to a prohibited tax shelter transaction? Yes No

b If "Yes," did the foundation receive any proceeds or have any net income attributable to the transaction? Yes No

Part VIII Information About Officers, Directors, Trustees, Foundation Managers, Highly Paid Employees, and Contractors

1 List all officers, directors, trustees, foundation managers and their compensation.

(a) Name and address	(b) Title, and average hours per week devoted to position	(c) Compensation (If not paid, enter -0-)	(d) Contributions to employee benefit plans and deferred compensation	(e) Expense account, other allowances
JANIE MEANS 3429 ST JOHNS DR DALLAS, TX 75205	DIRECTOR 1.00	100.	0.	0.
MARY M BRINEGAR 8617 GARLAND ROAD DALLAS, TX 75218	DIRECTOR 1.00	100.	0.	0.
SUZANNE NASH 5364 SOUTHERN AVENUE DALLAS, TX 75209	DIRECTOR 1.00	100.	0.	0.
DEE MILLER 10000 N CENTRAL EXPY #1400 DALLAS, TX 75231	DIRECTOR 1.00	100.	0.	0.

2 Compensation of five highest-paid employees (other than those included on line 1). If none, enter "NONE."

(a) Name and address of each employee paid more than \$50,000	(b) Title, and average hours per week devoted to position	(c) Compensation	(d) Contributions to employee benefit plans and deferred compensation	(e) Expense account, other allowances
NONE				

Total number of other employees paid over \$50,000 0

Part VIII Information About Officers, Directors, Trustees, Foundation Managers, Highly Paid Employees, and Contractors (continued)

3 Five highest-paid independent contractors for professional services. If none, enter "NONE."

(a) Name and address of each person paid more than \$50,000	(b) Type of service	(c) Compensation
NONE		

Total number of others receiving over \$50,000 for professional services ▶ 0

Part IX-A Summary of Direct Charitable Activities

List the foundation's four largest direct charitable activities during the tax year. Include relevant statistical information such as the number of organizations and other beneficiaries served, conferences convened, research papers produced, etc	Expenses
1 N/A	
2	
3	
4	

Part IX-B Summary of Program-Related Investments

Describe the two largest program-related investments made by the foundation during the tax year on lines 1 and 2.	Amount
1 N/A	
2	
All other program-related investments. See instructions.	
3	
Total. Add lines 1 through 3 ▶	0.

Part X Minimum Investment Return (All domestic foundations must complete this part. Foreign foundations, see instructions)

1	Fair market value of assets not used (or held for use) directly in carrying out charitable, etc., purposes:		
a	Average monthly fair market value of securities	1a	2,456,806.
b	Average of monthly cash balances	1b	167,798.
c	Fair market value of all other assets	1c	1,320.
d	Total (add lines 1a, b, and c)	1d	2,625,924.
e	Reduction claimed for blockage or other factors reported on lines 1a and 1c (attach detailed explanation)	1e	0.
2	Acquisition indebtedness applicable to line 1 assets	2	0.
3	Subtract line 2 from line 1d	3	2,625,924.
4	Cash deemed held for charitable activities. Enter 1 1/2% of line 3 (for greater amount, see instructions)	4	39,389.
5	Net value of noncharitable-use assets. Subtract line 4 from line 3. Enter here and on Part V, line 4	5	2,586,535.
6	Minimum investment return. Enter 5% of line 5	6	129,327.

Part XI Distributable Amount (see instructions) (Section 4942(j)(3) and (j)(5) private operating foundations and certain foreign organizations check here and do not complete this part.)

1	Minimum investment return from Part X, line 6	1	129,327.
2a	Tax on investment income for 2010 from Part VI, line 5	2a	1,262.
b	Income tax for 2010. (This does not include the tax from Part VI.)	2b	
c	Add lines 2a and 2b	2c	1,262.
3	Distributable amount before adjustments. Subtract line 2c from line 1	3	128,065.
4	Recoveries of amounts treated as qualifying distributions	4	0.
5	Add lines 3 and 4	5	128,065.
6	Deduction from distributable amount (see instructions)	6	0.
7	Distributable amount as adjusted. Subtract line 6 from line 5. Enter here and on Part XIII, line 1	7	128,065.

Part XII Qualifying Distributions (see instructions)

1	Amounts paid (including administrative expenses) to accomplish charitable, etc., purposes:		
a	Expenses, contributions, gifts, etc - total from Part I, column (d), line 26	1a	95,250.
b	Program-related investments - total from Part IX-B	1b	0.
2	Amounts paid to acquire assets used (or held for use) directly in carrying out charitable, etc., purposes	2	
3	Amounts set aside for specific charitable projects that satisfy the:		
a	Suitability test (prior IRS approval required)	3a	
b	Cash distribution test (attach the required schedule)	3b	
4	Qualifying distributions. Add lines 1a through 3b. Enter here and on Part V, line 8, and Part XIII, line 4	4	95,250.
5	Foundations that qualify under section 4940(e) for the reduced rate of tax on net investment income. Enter 1% of Part I, line 27b	5	0.
6	Adjusted qualifying distributions. Subtract line 5 from line 4	6	95,250.

Note. The amount on line 6 will be used in Part V, column (b), in subsequent years when calculating whether the foundation qualifies for the section 4940(e) reduction of tax in those years.

Part XIII Undistributed Income (see instructions)

	(a) Corpus	(b) Years prior to 2009	(c) 2009	(d) 2010
1 Distributable amount for 2010 from Part XI, line 7				128,065.
2 Undistributed income, if any, as of the end of 2010				
a Enter amount for 2009 only			0.	
b Total for prior years:		0.		
3 Excess distributions carryover, if any, to 2010:				
a From 2005				
b From 2006				
c From 2007	52,947.			
d From 2008				
e From 2009				
f Total of lines 3a through e	52,947.			
4 Qualifying distributions for 2010 from Part XII, line 4: ▶ \$ 95,250.				
a Applied to 2009, but not more than line 2a			0.	
b Applied to undistributed income of prior years (Election required - see instructions)		0.		
c Treated as distributions out of corpus (Election required - see instructions)	0.			
d Applied to 2010 distributable amount				95,250.
e Remaining amount distributed out of corpus	0.			
5 Excess distributions carryover applied to 2010 (If an amount appears in column (d), the same amount must be shown in column (a))	32,815.			32,815.
6 Enter the net total of each column as indicated below:				
a Corpus Add lines 3f, 4c, and 4e Subtract line 5	20,132.			
b Prior years' undistributed income. Subtract line 4b from line 2b		0.		
c Enter the amount of prior years' undistributed income for which a notice of deficiency has been issued, or on which the section 4942(a) tax has been previously assessed		0.		
d Subtract line 6c from line 6b. Taxable amount - see instructions		0.		
e Undistributed income for 2009 Subtract line 4a from line 2a. Taxable amount - see instr.			0.	
f Undistributed income for 2010. Subtract lines 4d and 5 from line 1. This amount must be distributed in 2011				0.
7 Amounts treated as distributions out of corpus to satisfy requirements imposed by section 170(b)(1)(F) or 4942(g)(3)	0.			
8 Excess distributions carryover from 2005 not applied on line 5 or line 7	0.			
9 Excess distributions carryover to 2011. Subtract lines 7 and 8 from line 6a	20,132.			
10 Analysis of line 9:				
a Excess from 2006				
b Excess from 2007	20,132.			
c Excess from 2008				
d Excess from 2009				
e Excess from 2010				

Part XIV Private Operating Foundations (see instructions and Part VII-A, question 9) N/A

1 a If the foundation has received a ruling or determination letter that it is a private operating foundation, and the ruling is effective for 2010, enter the date of the ruling ▶

b Check box to indicate whether the foundation is a private operating foundation described in section 4942(j)(3) or 4942(j)(5)

	Tax year				(e) Total
	(a) 2010	(b) 2009	(c) 2008	(d) 2007	
2 a Enter the lesser of the adjusted net income from Part I or the minimum investment return from Part X for each year listed					
b 85% of line 2a					
c Qualifying distributions from Part XII, line 4 for each year listed					
d Amounts included in line 2c not used directly for active conduct of exempt activities					
e Qualifying distributions made directly for active conduct of exempt activities. Subtract line 2d from line 2c					
3 Complete 3a, b, or c for the alternative test relied upon:					
a "Assets" alternative test - enter:					
(1) Value of all assets					
(2) Value of assets qualifying under section 4942(j)(3)(B)(i)					
b "Endowment" alternative test - enter 2/3 of minimum investment return shown in Part X, line 6 for each year listed					
c "Support" alternative test - enter:					
(1) Total support other than gross investment income (interest, dividends, rents, payments on securities loans (section 512(a)(5)), or royalties)					
(2) Support from general public and 5 or more exempt organizations as provided in section 4942(j)(3)(B)(iii)					
(3) Largest amount of support from an exempt organization					
(4) Gross investment income					

Part XV Supplementary Information (Complete this part only if the foundation had \$5,000 or more in assets at any time during the year-see the instructions.)

1 Information Regarding Foundation Managers:

a List any managers of the foundation who have contributed more than 2% of the total contributions received by the foundation before the close of any tax year (but only if they have contributed more than \$5,000). (See section 507(d)(2).)

NONE

b List any managers of the foundation who own 10% or more of the stock of a corporation (or an equally large portion of the ownership of a partnership or other entity) of which the foundation has a 10% or greater interest.

NONE

2 Information Regarding Contribution, Grant, Gift, Loan, Scholarship, etc., Programs:

Check here if the foundation only makes contributions to preselected charitable organizations and does not accept unsolicited requests for funds. If the foundation makes gifts, grants, etc. (see instructions) to individuals or organizations under other conditions, complete items 2a, b, c, and d

a The name, address, and telephone number of the person to whom applications should be addressed:

b The form in which applications should be submitted and information and materials they should include:

c Any submission deadlines:

d Any restrictions or limitations on awards, such as by geographical areas, charitable fields, kinds of institutions, or other factors:

Schedule B

(Form 990, 990-EZ, or 990-PF)

Department of the Treasury
Internal Revenue Service

Schedule of Contributors

▶ Attach to Form 990, 990-EZ, or 990-PF.

OMB No 1545-0047

2010

Name of the organization

THE B HOLMAN FOUNDATION

Employer identification number

75-2910322

Organization type (check one)

Filers of:

Section:

Form 990 or 990-EZ

501(c)() (enter number) organization

4947(a)(1) nonexempt charitable trust not treated as a private foundation

527 political organization

Form 990-PF

501(c)(3) exempt private foundation

4947(a)(1) nonexempt charitable trust treated as a private foundation

501(c)(3) taxable private foundation

Check if your organization is covered by the **General Rule** or a **Special Rule**.

Note. Only a section 501(c)(7), (8), or (10) organization can check boxes for both the General Rule and a Special Rule. See instructions.

General Rule

For an organization filing Form 990, 990-EZ, or 990-PF that received, during the year, \$5,000 or more (in money or property) from any one contributor. Complete Parts I and II.

Special Rules

For a section 501(c)(3) organization filing Form 990 or 990-EZ that met the 33 1/3% support test of the regulations under sections 509(a)(1) and 170(b)(1)(A)(vi), and received from any one contributor, during the year, a contribution of the greater of (1) \$5,000 or (2) 2% of the amount on (i) Form 990, Part VIII, line 1h or (ii) Form 990-EZ, line 1. Complete Parts I and II.

For a section 501(c)(7), (8), or (10) organization filing Form 990 or 990-EZ that received from any one contributor, during the year, aggregate contributions of more than \$1,000 for use *exclusively* for religious, charitable, scientific, literary, or educational purposes, or the prevention of cruelty to children or animals. Complete Parts I, II, and III.

For a section 501(c)(7), (8), or (10) organization filing Form 990 or 990-EZ that received from any one contributor, during the year, contributions for use *exclusively* for religious, charitable, etc., purposes, but these contributions did not aggregate to more than \$1,000. If this box is checked, enter here the total contributions that were received during the year for an *exclusively* religious, charitable, etc., purpose. Do not complete any of the parts unless the **General Rule** applies to this organization because it received nonexclusively religious, charitable, etc., contributions of \$5,000 or more during the year. ▶ \$ _____

Caution. An organization that is not covered by the General Rule and/or the Special Rules does not file Schedule B (Form 990, 990-EZ, or 990-PF), but it **must** answer "No" on Part IV, line 2 of its Form 990, or check the box on line H of its Form 990-EZ, or on line 2 of its Form 990-PF, to certify that it does not meet the filing requirements of Schedule B (Form 990, 990-EZ, or 990-PF).

LHA For Paperwork Reduction Act Notice, see the Instructions for Form 990, 990-EZ, or 990-PF. Schedule B (Form 990, 990-EZ, or 990-PF) (2010)

Name of organization

Employer identification number

THE B HOLMAN FOUNDATION

75-2910322

Part I Contributors (see instructions)

(a) No.	(b) Name, address, and ZIP + 4	(c) Aggregate contributions	(d) Type of contribution
1	BEULAH A HOLMAN ESTATE 5364 SOUTHERN AVENUE DALLAS, TX 75209	\$ 4,922.	Person <input checked="" type="checkbox"/> Payroll <input type="checkbox"/> Noncash <input type="checkbox"/> (Complete Part II if there is a noncash contribution)
		\$	Person <input type="checkbox"/> Payroll <input type="checkbox"/> Noncash <input type="checkbox"/> (Complete Part II if there is a noncash contribution)
		\$	Person <input type="checkbox"/> Payroll <input type="checkbox"/> Noncash <input type="checkbox"/> (Complete Part II if there is a noncash contribution)
		\$	Person <input type="checkbox"/> Payroll <input type="checkbox"/> Noncash <input type="checkbox"/> (Complete Part II if there is a noncash contribution)
		\$	Person <input type="checkbox"/> Payroll <input type="checkbox"/> Noncash <input type="checkbox"/> (Complete Part II if there is a noncash contribution)
		\$	Person <input type="checkbox"/> Payroll <input type="checkbox"/> Noncash <input type="checkbox"/> (Complete Part II if there is a noncash contribution)

15

Name of organization

Employer identification number

THE B HOLMAN FOUNDATION

75-2910322

Part II Noncash Property (see instructions)

(a) No. from Part I	(b) Description of noncash property given	(c) FMV (or estimate) (see instructions)	(d) Date received
	 	\$ _____	_____
	 	\$ _____	_____
	 	\$ _____	_____
	 	\$ _____	_____
	 	\$ _____	_____
	 	\$ _____	_____
	 	\$ _____	_____

Name of organization

Employer identification number

THE B HOLMAN FOUNDATION

75-2910322

Part III

Exclusively religious, charitable, etc., individual contributions to section 501(c)(7), (8), or (10) organizations aggregating more than \$1,000 for the year. Complete columns (a) through (e) and the following line entry. For organizations completing Part III, enter the total of *exclusively* religious, charitable, etc., contributions of \$1,000 or less for the year. (Enter this information once. See instructions.) ▶ \$

(a) No. from Part I	(b) Purpose of gift	(c) Use of gift	(d) Description of how gift is held

(e) Transfer of gift	
Transferee's name, address, and ZIP + 4	Relationship of transferor to transferee

(a) No. from Part I	(b) Purpose of gift	(c) Use of gift	(d) Description of how gift is held

(e) Transfer of gift	
Transferee's name, address, and ZIP + 4	Relationship of transferor to transferee

(a) No. from Part I	(b) Purpose of gift	(c) Use of gift	(d) Description of how gift is held

(e) Transfer of gift	
Transferee's name, address, and ZIP + 4	Relationship of transferor to transferee

(a) No. from Part I	(b) Purpose of gift	(c) Use of gift	(d) Description of how gift is held

(e) Transfer of gift	
Transferee's name, address, and ZIP + 4	Relationship of transferor to transferee

17

THE B HOLMAN FOUNDATION

Part IV Capital Gains and Losses for Tax on Investment Income

(a) List and describe the kind(s) of property sold, e.g., real estate, 2-story brick warehouse; or common stock, 200 shs. MLC Co.	(b) How acquired P - Purchase D - Donation	(c) Date acquired (mo., day, yr.)	(d) Date sold (mo., day, yr.)
1a UBS SHORT TERM GAINS	P	VARIOUS	VARIOUS
b UBS LONG TERM GAINS	P	VARIOUS	VARIOUS
c UBS SHORT TERM GAINS	P	VARIOUS	VARIOUS
d UBS LONG TERM GAINS	P	VARIOUS	VARIOUS
e UBS SHORT TERM GAINS	P	VARIOUS	VARIOUS
f UBS LONG TERM GAINS	P	VARIOUS	VARIOUS
g UBS SHORT TERM GAINS	P	VARIOUS	VARIOUS
h UBS LONG TERM GAINS	P	VARIOUS	VARIOUS
i UBS LONG TERM GAINS	P	VARIOUS	VARIOUS
j UBS OTHER LONG TERM GAINS	P	VARIOUS	VARIOUS
k			
l			
m			
n			
o			

(e) Gross sales price	(f) Depreciation allowed (or allowable)	(g) Cost or other basis plus expense of sale	(h) Gain or (loss) (e) plus (f) minus (g)
a 3,798.		3,464.	334.
b 20,809.		21,829.	-1,020.
c 90,426.		88,428.	1,998.
d 28,037.		24,179.	3,858.
e 18,653.		14,899.	3,754.
f 55,786.		47,748.	8,038.
g 114,944.		102,674.	12,270.
h 117,209.		106,484.	10,725.
i 90,143.		159,738.	-69,595.
j 2,051.			2,051.
k			
l			
m			
n			
o			

Complete only for assets showing gain in column (h) and owned by the foundation on 12/31/69			(l) Losses (from col. (h)) Gains (excess of col. (h) gain over col. (k), but not less than "-0-")
(i) F.M.V. as of 12/31/69	(j) Adjusted basis as of 12/31/69	(k) Excess of col. (i) over col. (j), if any	
a			334.
b			-1,020.
c			1,998.
d			3,858.
e			3,754.
f			8,038.
g			12,270.
h			10,725.
i			-69,595.
j			2,051.
k			
l			
m			
n			
o			

2 Capital gain net income or (net capital loss) { If gain, also enter in Part I, line 7 If (loss), enter "-0-" in Part I, line 7 }	2	-27,587.
3 Net short-term capital gain or (loss) as defined in sections 1222(5) and (6): If gain, also enter in Part I, line 8, column (c). If (loss), enter "-0-" in Part I, line 8	3	N/A

18

FORM 990-PF	DIVIDENDS AND INTEREST FROM SECURITIES		STATEMENT	1
SOURCE	GROSS AMOUNT	CAPITAL GAINS DIVIDENDS	COLUMN (A) AMOUNT	
MISCELLANEOUS INVEST INC	17,065.	0.	17,065.	
UBS FINANCIAL SERVICES	70,067.	0.	70,067.	
UBS FINANCIAL SERVICES	4,780.	0.	4,780.	
TOTAL TO FM 990-PF, PART I, LN 4	91,912.	0.	91,912.	

FORM 990-PF	ACCOUNTING FEES			STATEMENT	2
DESCRIPTION	(A) EXPENSES PER BOOKS	(B) NET INVEST- MENT INCOME	(C) ADJUSTED NET INCOME	(D) CHARITABLE PURPOSES	
ACCOUNTING	5,425.	5,425.		0.	
TO FORM 990-PF, PG 1, LN 16B	5,425.	5,425.		0.	

FORM 990-PF	OTHER PROFESSIONAL FEES			STATEMENT	3
DESCRIPTION	(A) EXPENSES PER BOOKS	(B) NET INVEST- MENT INCOME	(C) ADJUSTED NET INCOME	(D) CHARITABLE PURPOSES	
FOREIGN TAX PAID	13.	13.		0.	
TO FORM 990-PF, PG 1, LN 16C	13.	13.		0.	

FORM 990-PF	OTHER EXPENSES			STATEMENT	4
DESCRIPTION	(A) EXPENSES PER BOOKS	(B) NET INVEST- MENT INCOME	(C) ADJUSTED NET INCOME	(D) CHARITABLE PURPOSES	
INVESTMENT MGT FEES	23,379.	23,379.		0.	
TO FORM 990-PF, PG 1, LN 23	23,379.	23,379.		0.	

22

2010 Year End Summary

UBS Financial Services Inc
100 CRESCENT COURT
SUITE 600
DALLAS TX 75201-1842

APZ3000324353 1210 TX 2



Duplicate statement for the account of:

B HOLIMAN FOUNDATION
ATTN DOLORES MILLER PRES
4708 RAVENDALE DR
RICHARDSON TX 75082-3835
Account number TX 62886 HP

MICHAEL MAGERS

10000 N CENTRAL EXPRESSWAY
SUITE 1400
DALLAS TX 75231-2319

Your Financial Advisor:

NASH/KACINSKI/GRAYSON
Phone 214-220-0400/888-430-5579

Summary of gains and losses

	Amount (\$)
Short term	333 55
Long term	-1,019 59
Total	\$-686.04

Realized gains and losses

Estimated 2010 gains and losses for transactions with trade dates through 12/31/10 have been incorporated into this statement. To calculate gains and losses, we liquidate the oldest security lot first. This is known as the first-in, first-out or FIFO accounting method. We use this method unless you specified which tax lot to close when you placed your order. This is known as a versus purchases or VSP order. See important information about your statement on the last page of this statement for more information.

We may not adjust gains and losses for all capital changes. Cost basis for coupon tax-exempt municipal securities, include securities subject to AMT, has been adjusted for mandatory amortization of bond premium. Estimates in the Unclassified section can not be classified as short term or long term because information is missing, or the product is one in which the gain/loss calculation is not provided.

Short-term capital gains and losses

Security description	Method	Quantity or face value (\$)	Purchase date	Sale date	Purchase amount (\$)	Sale amount (\$)	Loss (\$)	Gain (\$)	Net gain or loss (\$)
CONOCOPHILLIPS	FIFO	10 000	Mar 12, 09	Jan 26, 10	365 08	501 93		136 85	
UNITED PARCEL SERVICE INC CL B	FIFO	20 000	Feb 04, 10	Jul 23, 10	1,155 25	1,272 95		117 70	

continued next page





Account name: B HOLMAN FOUNDATION
 Account number: TX 62886 HP

Realized gains and losses (continued)

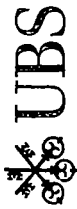
Short-term capital gains and losses (continued)

Security description	Method	Quantity or face value (\$)	Purchase date	Sale date	Sale amount (\$)	Purchase amount (\$)	Loss (\$)	Gain (\$)	Net gain or loss (\$)
WALT DISNEY CO (HOLDING CO) DISNEY COM	FIFO	60,000	Dec 21, 09	Oct 06, 10	2,023.00	1,944.00		79.00	
Total					\$3,797.88	\$3,464.33		\$333.55	\$333.55

Long-term capital gains and losses

Security description	Method	Quantity or face value (\$)	Purchase date	Sale date	Sale amount (\$)	Purchase amount (\$)	Loss (\$)	Gain (\$)	Net gain or loss (\$)
BERKSHIRE HATHAWAY INC NEW CL B	FIFO	14,000	Mar 06, 01	Apr 26, 10	1,112.63	660.80		451.83	
CARDINAL HEALTH INC	FIFO	30,000	Jul 27, 04	Jun 17, 10	1,075.93	951.82		124.11	
CAREFUSION CORP	FIFO	10,000	Jul 27, 04	Jan 13, 10	320.06	317.27		2.79	
COMCAST CORP NEW SPECIAL CL A	FIFO	20,000	Jul 27, 04	Aug 12, 10	452.41	486.64	-34.23		
CONOCOPHILLIPS	FIFO	9,000	Feb 19, 04	Feb 11, 10	130.53	180.74	-50.21		
GOOGLE INC CL A	FIFO	67,000	Apr 21, 04	Feb 11, 10	971.75	1,291.73	-319.98		
H & R BLOCK INC	FIFO	136,000	Mar 09, 05	Feb 11, 10	1,972.50	2,985.88	-1,013.38		
JPMORGAN CHASE & CO	FIFO	10,000	Mar 28, 08	Feb 11, 10	145.04	190.59	-45.55		
MICROSOFT CORP	FIFO	20,000	Mar 12, 09	Jul 08, 10	1,031.86	730.16		301.70	
NEWS CORP INC DELA CL A	FIFO	5,000	Sep 14, 06	Jan 26, 10	250.97	293.97	-43.00		
	FIFO	1,000	Oct 23, 08	Jan 14, 10	588.74	350.04		238.70	
	FIFO	5,000	Aug 07, 03	Feb 02, 10	108.23	105.87		2.36	
	FIFO	50,000	May 19, 04	Feb 02, 10	1,082.34	1,167.51	-85.17		
	FIFO	30,000	Mar 28, 08	Feb 02, 10	649.40	632.36		17.04	
	FIFO	24,000	Mar 28, 08	Jul 27, 10	978.03	1,031.89	-53.86		
	FIFO	1,000	Feb 03, 05	May 26, 10	39.10	37.45		1.65	
	FIFO	31,000	Mar 28, 08	May 26, 10	1,212.19	1,332.86	-120.67		
	FIFO	11,000	Jan 02, 03	May 24, 10	435.58	298.96		136.62	
	FIFO	19,000	Feb 03, 05	May 24, 10	752.37	711.51		40.86	
	FIFO	35,000	Jan 02, 03	Mar 10, 10	1,518.35	951.23		567.12	
	FIFO	40,000	Aug 03, 05	Jun 11, 10	1,015.65	1,090.50	-74.85		
	FIFO	20,000	Mar 30, 06	Jun 11, 10	507.83	543.55	-35.72		
	FIFO	90,000	Apr 17, 06	Sep 21, 10	1,243.24	1,516.68	-273.44		
	FIFO	75,000	Sep 12, 06	Sep 21, 10	1,036.03	1,402.26	-366.23		

continued next page



ACCESS

Account name:
Account number:

B HOLMAN FOUNDATION
TX 62886 HP

Your Financial Advisor:
NASH/KACINSKI/GRAYSON
214-220-0400/888-430-5579

Realized gains and losses (continued)

Long-term capital gains and losses (continued)

Security description	Method	Quantity or face value (\$)	Purchase date	Sale date	Sale amount (\$)	Purchase amount (\$)	Loss (\$)	Gain (\$)	Net gain or loss (\$)
	FIFO	40 000	Mar 28, 08	Sep 21, 10	552 55	747 44	-194 89		
	FIFO	40 000	Apr 17, 06	Mar 16, 10	563 11	674 08	-110 97		
VULCAN MATERIALS CO NEW (HOLDING COMPANY)	FIFO	25 000	Mar 06, 01	Dec 02, 10	1,062 78	1,145 00	-82 22		
Total					\$20,809.20	\$21,828.79	-\$2,904.37	\$1,884.78	-\$1,019.59

Net capital gains/losses:

¹ Indicates cost basis information provided by you or another third party UBS FS has not verified this information and does not guarantee its accuracy

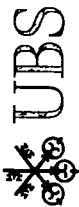


LR

2010 Year End Summary

UBS Financial Services Inc
100 CRESCENT COURT
SUITE 600
DALLAS TX 75201-1842

CPZ3000433933 1210 TX 2



Duplicate statement for the account of:

B HOLMAN FOUNDATION
ATTN DOLORES MILLER PRES
4708 RAVENDALE DR
RICHARDSON TX 75082-3835
Account number TX 62887 HP

Your Financial Advisor:

NASH/KACINSKI/GRAYSON
Phone: 214-220-0400/888-430-5579

MICHAEL MAGERS
10000 N CENTRAL EXPRESSWAY
SUITE 1400
DALLAS TX 75231-2319

Summary of gains and losses

	Amount (\$)
Short term	1,998 14
Long term	3,858 08
Total	\$5,856.22

Realized gains and losses

Estimated 2010 gains and losses for transactions with trade dates through 12/31/10 have been incorporated into this statement. To calculate gains and losses, we liquidate the oldest security lot first. This is known as the first-in, first-out or FIFO accounting method. We use this method unless you specified which tax lot to close when you placed your order. This is known as a versus purchases or VSP order. See *Important information about your statement* on the last page of this statement for more information.

We may not adjust gains and losses for all capital changes. Cost basis for coupon tax-exempt municipal securities, include securities subject to AMT, has been adjusted for mandatory amortization of bond premium. Estimates in the Unclassified section can not be classified as short term or long term because information is missing, or the product is one in which the gain/loss calculation is not provided.

Short-term capital gains and losses

Security description	Method	Quantity or face value (\$)	Purchase date	Sale date	Purchase amount (\$)	Loss (\$)	Gain (\$)	Net gain or loss (\$)
AGILENT TECHNOLOGIES INC	FIFO	1 000	Feb 02, 10	Oct 12, 10	29 45		4 15	
	FIFO	5 000	Feb 03, 10	Oct 12, 10	148 63		19 39	
	FIFO	7 000	Feb 02, 10	Apr 27, 10	206 12		48 60	

continued next page



Member SIPC

00008276 00028022

CPZ30001000433933 PZ3000034823 00002 1210 000000000 2 TX HP



82

Account name: B. HOLMAN FOUNDATION
 Account number: TX 62887 HP

Realized gains and losses (continued)

Short-term capital gains and losses (continued)

Security description	Method	Quantity or face value (\$)	Purchase date	Sale date	Sale amount (\$)	Purchase amount (\$)	Loss (\$)	Gain (\$)	Net gain or loss (\$)
AIR PROD & CHEMICAL INC	FIFO	1 000	Oct 16, 09	Feb 25, 10	68 96	83 39	-14 43		
	FIFO	1 000	Oct 20, 09	Feb 25, 10	68 96	82 52	-13 56		
	FIFO	5 000	Oct 21, 09	Feb 25, 10	344 79	411 60	-66 81		
	FIFO	1 000	Oct 14, 09	Feb 24, 10	70 00	82 97	-12 97		
	FIFO	3 000	Oct 15, 09	Feb 24, 10	210 00	250 19	-40 19		
	FIFO	3 000	Oct 16, 09	Feb 24, 10	210 00	250 17	-40 17		
	FIFO	2 000	Oct 09, 09	Feb 22, 10	140 00	159 60	-19 60		
	FIFO	2 000	Oct 12, 09	Feb 22, 10	140 00	162 81	-22 81		
	FIFO	2 000	Oct 13, 09	Feb 22, 10	140 00	161 99	-21 99		
	FIFO	1 000	Oct 14, 09	Feb 22, 10	70 00	82 97	-12 97		
	FIFO	3 000	Oct 06, 09	Feb 18, 10	209 66	232 49	-22 83		
	FIFO	3 000	Oct 08, 09	Feb 18, 10	209 66	237 00	-27 34		
	FIFO	1 000	Oct 09, 09	Feb 18, 10	69 89	79 80	-9 91		
ALLERGAN INC	FIFO	4 000	Feb 05, 10	Jul 02, 10	246 52	229 83		16 69	
AMAZON COM INC	FIFO	3 000	Jul 09, 09	Jun 24, 10	352 98	235 57		117 41	
	FIFO	1 000	Jul 13, 09	Jun 24, 10	117 66	81 32		36 34	
	FIFO	1 000	Jun 02, 09	Apr 14, 10	143 83	84 67		59 16	
ANADARKO PETROLEUM CORP	FIFO	3 000	Apr 14, 10	Aug 24, 10	137 41	221 25	-83 84		
	FIFO	2 000	May 04, 10	Aug 24, 10	91 61	127 63	-36 02		
	FIFO	2 000	May 04, 10	Aug 24, 10	93 92	127 63	-33 71		
	FIFO	3 000	May 11, 10	Aug 24, 10	140 89	170 51	-29 62		
	FIFO	5 000	Apr 14, 10	Aug 23, 10	244 69	368 76	-124 07		
	FIFO	5 000	Apr 01, 10	Aug 20, 10	245 09	369 70	-124 61		
	FIFO	2 000	Mar 30, 10	Aug 19, 10	99 88	143 31	-43 43		
	FIFO	4 000	Mar 31, 10	Aug 19, 10	205 01	292 29	-87 28		
	FIFO	2 000	Mar 31, 10	Aug 19, 10	99 88	146 15	-46 27		
	FIFO	1 000	Apr 01, 10	Aug 19, 10	51 25	73 94	-22 69		
	FIFO	2 000	Mar 29, 10	Aug 18, 10	104 36	142 50	-38 14		
	FIFO	4 000	Mar 29, 10	Aug 18, 10	207 99	285 00	-77 01		
	FIFO	3 000	Mar 30, 10	Aug 18, 10	156 54	214 96	-58 42		
AVON PRODUCTS INC	FIFO	2 000	Oct 26, 09	Apr 26, 10	66 93	69 69	-2 76		

continued next page

52



ACCESS

Account name: B HOLMAN FOUNDATION
Account number: TX 62887 HP

Your Financial Advisor:
NASH/KACINSKI/GRAYSON
214-220-0400/888-430-5579

Realized gains and losses (continued)

Short-term capital gains and losses (continued)

Security description	Method	Quantity or face value (\$)	Purchase date	Sale date	Sale amount (\$)	Purchase amount (\$)	Loss (\$)	Gain (\$)	Net gain or loss (\$)
	FIFO	2 000	Oct 29, 09	Apr 26, 10	66 93	65 40		1 53	
	FIFO	8 000	Nov 05, 09	Apr 26, 10	267 73	264 40		3 33	
	FIFO	2 000	Oct 22, 09	Apr 23, 10	66 50	70 80	-4 30		
	FIFO	9 000	Oct 23, 09	Apr 23, 10	299 24	318 41	-19 17		
	FIFO	11 000	Oct 22, 09	Apr 22, 10	362 99	389 38	-26 39		
	FIFO	12 000	Oct 21, 09	Apr 21, 10	404 22	422 66	-18 44		
	FIFO	6 000	Oct 20, 09	Apr 20, 10	201 90	205 76	-3 86		
	FIFO	3 000	Oct 21, 09	Apr 20, 10	100 95	105 66	-4 71		
	FIFO	7 000	Oct 20, 09	Apr 16, 10	234 91	240 10	-5 19		
	FIFO	1 000	Oct 20, 09	Apr 16, 10	33 56	34 29	-0 73		
	FIFO	2 000	Oct 16, 09	Apr 15, 10	66 90	68 04	-1 14		
	FIFO	7 000	Oct 19, 09	Apr 15, 10	234 14	238 36	-4 22		
	FIFO	1 000	Oct 20, 09	Apr 15, 10	33 45	34 30	-0 85		
	FIFO	2 000	Oct 15, 09	Apr 14, 10	65 93	68 26	-2 33		
	FIFO	5 000	Oct 15, 09	Apr 14, 10	163 49	170 65	-7 16		
	FIFO	6 000	Oct 16, 09	Apr 14, 10	197 78	204 12	-6 34		
BAIDU INC ADS REPSNTG CL									
A ORD SHS	FIFO	8 000	May 28, 10	Oct 08, 10	788 61	584 80		203 81	
BANK OF AMER CORP									
	FIFO	18 000	May 29, 09	May 28, 10	286 28	201 06		85 22	
	FIFO	16 000	Jun 05, 09	May 28, 10	254 47	190 88		63 59	
	FIFO	43 000	May 06, 09	Apr 14, 10	834 16	541 54		292 62	
	FIFO	5 000	May 06, 09	Feb 01, 10	76 46	62 97		13 49	
BEST BUY CO INC									
	FIFO	2 000	Sep 24, 09	Feb 01, 10	73 40	75 60	-2 20		
	FIFO	2 000	Oct 20, 09	Feb 01, 10	73 40	79 87	-6 47		
	FIFO	6 000	Oct 21, 09	Feb 01, 10	220 20	239 67	-19 47		
	FIFO	1 000	Sep 22, 09	Jan 29, 10	36 89	38 56	-1 67		
	FIFO	9 000	Sep 23, 09	Jan 29, 10	332 04	348 15	-16 11		
	FIFO	9 000	Sep 24, 09	Jan 29, 10	333 65	340 20	-6 55		
	FIFO	1 000	Sep 21, 09	Jan 28, 10	36 38	38 32	-1 94		
	FIFO	8 000	Sep 22, 09	Jan 28, 10	291 07	308 48	-17 41		
	FIFO	9 000	Sep 18, 09	Jan 27, 10	333 29	341 55	-8 26		

continued next page





Account name: B. HOLMAN FOUNDATION
 Account number: TX 62887 HP

Realized gains and losses (continued)

Short-term capital gains and losses (continued)

Security description	Method	Quantity or face value (\$)	Purchase date	Sale date	Sale amount (\$)	Purchase amount (\$)	Loss (\$)	Gain (\$)	Net gain or loss (\$)
	FIFO	1 000	Sep 21, 09	Jan 27, 10	37 03	38 32	-1 29		
	FIFO	7 000	Sep 21, 09	Jan 27, 10	260 51	268 24	-7 73		
BROADCOM CORP CLA	FIFO	8 000	Nov 05, 09	Sep 17, 10	277 50	216 48		61 02	
	FIFO	9 000	Nov 06, 09	Sep 17, 10	312 19	242 64		69 55	
	FIFO	7 000	Jun 15, 10	Sep 17, 10	242 82	246 75	-3 93		
	FIFO	4 000	Jun 18, 10	Sep 17, 10	138 75	141 90	-3 15		
	FIFO	3 000	Jun 21, 10	Sep 17, 10	104 06	107 63	-3 57		
	FIFO	2 000	Nov 05, 09	Sep 16, 10	70 21	54 12		16 09	
	FIFO	2 000	May 05, 09	Apr 08, 10	67 19	48 18		19 01	
	FIFO	7 000	May 06, 09	Apr 08, 10	235 15	168 47		66.68	
	FIFO	16 000	May 05, 09	Mar 30, 10	532 37	385.45		146 92	
COVIDIEN PLC	FIFO	5 000	Jan 08, 10	Oct 22, 10	199 86	244 26	-44 40		
	FIFO	4 000	Jan 11, 10	Oct 22, 10	159 89	195 86	-35 97		
	FIFO	13 000	Oct 21, 09	Oct 21, 10	519 81	568 06	-48 25		
	FIFO	1 000	Oct 21, 09	Oct 21, 10	39 99	44 02	-4 03		
	FIFO	5 000	Oct 19, 09	Oct 19, 10	200 00	223 97	-23 97		
	FIFO	5 000	Oct 20, 09	Oct 19, 10	200 00	220 18	-20 18		
	FIFO	4 000	Oct 20, 09	Oct 19, 10	160 00	177.15	-17 15		
	FIFO	5 000	Oct 21, 09	Oct 19, 10	200 00	218 48	-18 48		
DAIMLER AG ORD EUR	FIFO	4 000	Mar 19, 10	Oct 28, 10	261.34	186.55		74 79	
	FIFO	6 000	Mar 19, 10	Oct 28, 10	392 01	280.19		111 82	
	FIFO	2 000	Mar 19, 10	Oct 28, 10	130 67	94 00		36 67	
	FIFO	2 000	Mar 22, 10	Oct 28, 10	130 67	92 49		38 18	
	FIFO	6 000	Mar 16, 10	Oct 26, 10	405 80	281.66		124 14	
	FIFO	6 000	Mar 18, 10	Oct 26, 10	405 80	282 00		123 80	
	FIFO	1 000	Mar 19, 10	Oct 26, 10	67 63	46 64		20 99	
	FIFO	2 000	Mar 16, 10	Oct 14, 10	133 43	93 72		39 71	
	FIFO	2 000	Mar 16, 10	Oct 14, 10	133 43	93 89		39 54	
DELTA AIR LINES INC DELA NEW	FIFO	1 000	Oct 16, 09	Jun 30, 10	11 79	9 09		2 70	
	FIFO	4 000	Oct 19, 09	Jun 30, 10	47 16	35 72		11 44	
	FIFO	26 000	Oct 16, 09	Mar 29, 10	377 79	236 23		141 56	

continued next page



ACCESS

Account name: B HOLMAN FOUNDATION
Account number: TX 62887 HP

Your Financial Advisor:
NASH/KACINSKI/GRAYSON
214-220-0400/888-430-5579

Realized gains and losses (continued)

Short-term capital gains and losses (continued)

Security description	Method	Quantity or face value (\$)	Purchase date	Sale date	Sale amount (\$)	Purchase amount (\$)	Loss (\$)	Gain (\$)	Net gain or loss (\$)	
DOLLAR GEN CORP NEW	FIFO	4 000	Oct 15, 09	Feb 01, 10	49 78	36 11		13 67		
	FIFO	1 000	Oct 16, 09	Feb 01, 10	12 45	9 09		3 36		
	FIFO	24 000	Oct 15, 09	Jan 08, 10	293 18	216 66		76 52		
DOLLAR GEN CORP NEW	FIFO	2 000	Apr 21, 10	Jun 15, 10	60 00	56 19		3 81		
	FIFO	5 000	Apr 22, 10	Jun 15, 10	150 00	146 35		3 65		
	FIFO	4 000	Apr 22, 10	Jun 15, 10	120 00	112 26		7 74		
	FIFO	2 000	Apr 16, 10	Jun 10, 10	60 14	56 89		3 25		
	FIFO	2 000	Apr 19, 10	Jun 10, 10	60 14	57 50		2 64		
	FIFO	4 000	Apr 20, 10	Jun 10, 10	120 28	114 63		5 65		
	FIFO	3 000	Apr 21, 10	Jun 10, 10	90 21	84 29		5 92		
	FIFO	7 000	Apr 15, 10	Jun 09, 10	209 99	189 00		20 99		
	FIFO	9 000	Apr 16, 10	Jun 09, 10	269 99	256 01		13 98		
	FIFO	3 000	Apr 15, 10	Jun 04, 10	89 96	81 00		8 96		
	EBAY INC	FIFO	20 000	Oct 06, 09	Jun 16, 10	445 78	474 76	-28 98		
		FIFO	5 000	Feb 01, 10	Jun 16, 10	111 44	116 13	-4 69		
		FIFO	7 000	Aug 10, 09	Jun 15, 10	154 87	156 28	-1 41		
		FIFO	4 000	Aug 10, 09	Jun 15, 10	88 50	90 31	-1 81		
		FIFO	13 000	Oct 06, 09	Jun 15, 10	287 61	308 59	-20 98		
FIFO		11 000	Aug 10, 09	Mar 29, 10	299 41	248 35		51 06		
FIFO		22 000	Aug 06, 09	Jan 20, 10	491 12	481 31		9 81		
FIFO		19 000	Aug 07, 09	Jan 20, 10	424 15	433 18	-9 03			
FIFO		12 000	Aug 10, 09	Jan 20, 10	267 88	270 93	-3 05			
FIFO		13 000	Aug 07, 09	Apr 27, 10	252 70	199 95		52 75		
EMC CORP MASS	FIFO	5 000	Aug 07, 09	Mar 23, 10	93 24	76 90		16 34		
	FIFO	1 000	Aug 10, 10	Nov 30, 10	78 37	93 83	-15 46			
EQUINIX INC NEW	FIFO	3 000	Aug 11, 10	Nov 30, 10	235 12	278 44	-43 32			
	FIFO	1 000	Aug 06, 10	Nov 29, 10	80 78	94 00	-13 22			
	FIFO	2 000	Aug 09, 10	Nov 29, 10	161 56	186 53	-24 97			
	FIFO	2 000	Aug 10, 10	Nov 29, 10	161 56	187 66	-26 10			
	FIFO	2 000	Aug 05, 10	Nov 26, 10	160 00	188 00	-28 00			
	FIFO	2 000	Aug 06, 10	Nov 26, 10	160 00	188 00	-28 00			

continued next page





Account name: B. HOLMAN FOUNDATION
 Account number: TX 62887 HP

Realized gains and losses (continued)

Short-term capital gains and losses (continued)

Security description	Method	Quantity or face value (\$)	Purchase date	Sale date	Sale amount (\$)	Purchase amount (\$)	Loss (\$)	Gain (\$)	Net gain or loss (\$)
EXPRESS SCRIPTS INC	FIFO	3 000	Aug 04, 10	Nov 24, 10	245 39	282 00	-36 61		
	FIFO	1 000	Aug 05, 10	Nov 24, 10	81 80	94 00	-12 20		
	FIFO	1 000	Jul 30, 10	Nov 23, 10	80 68	93 00	-12 32		
	FIFO	3 000	Aug 02, 10	Nov 23, 10	242 05	279 00	-36 95		
	FIFO	1 000	Aug 03, 10	Nov 23, 10	80 68	94 00	-13 32		
	FIFO	2 000	Aug 03, 10	Nov 23, 10	164 01	188 00	-23 99		
	FIFO	2 000	Jul 30, 10	Nov 22, 10	164 15	186 00	-21 85		
	FIFO	2 000	Jul 30, 10	Nov 22, 10	165 24	186 00	-20 76		
	FIFO	16 000	Nov 05, 09	Jul 23, 10	681 90	669 83		12 07	
	FIFO	5 000	Nov 10, 09	Jul 23, 10	213 09	216 50	-3 41		
FEDEX CORP	FIFO	13 000	Nov 02, 09	Jul 22, 10	542 04	539 46		2 58	
	FIFO	8 000	Nov 03, 09	Jul 22, 10	333 57	335 42	-1 85		
	FIFO	6 000	Oct 30, 09	Jun 22, 10	308 69	240 78		67 91	
	FIFO	5 000	Nov 02, 09	Jun 22, 10	257 25	207 49		49 76	
	FIFO	2 000	Mar 18, 10	Nov 04, 10	177 40	180 40	-3 00		
	FIFO	2 000	Mar 18, 10	Nov 04, 10	177 40	182 93	-5 53		
	FIFO	3 000	Mar 29, 10	Nov 04, 10	266 10	276 91	-10 81		
	FIFO	1 000	May 11, 10	Nov 04, 10	88 70	87 97		0 73	
	FIFO	2 000	Mar 17, 10	Nov 03, 10	174 60	179 81	-5 21		
	FIFO	5 000	Mar 18, 10	Nov 03, 10	436 51	450 99	-14 48		
FORD MOTOR CO COM NEW	FIFO	3 000	Mar 17, 10	Nov 02, 10	259 87	267 75	-7 88		
	FIFO	3 000	Mar 17, 10	Nov 02, 10	259 87	268 35	-8 48		
	FIFO	1 000	Mar 17, 10	Nov 02, 10	86 62	89 90	-3 28		
	FIFO	3 000	Mar 16, 10	Nov 01, 10	261 39	266 28	-4 89		
	FIFO	3 000	Mar 17, 10	Nov 01, 10	261 39	267 75	-6 36		
	FIFO	10 000	Nov 06, 09	Aug 25, 10	111 53	75 25		36 28	
	FIFO	16 000	Nov 05, 09	Mar 29, 10	216 00	119 08		96 92	
	FIFO	17 000	Nov 06, 09	Mar 29, 10	229 49	127 93		101 56	
	FIFO	19 000	Nov 05, 09	Mar 18, 10	268 65	141 40		127 25	
	FIFO	5 000	Nov 05, 09	Feb 01, 10	55 46	37 21		18 25	
FIFO	19 000	Nov 05, 09	Jan 07, 10	219 60	141 40		78 20		

continued next page



ACCESS

Account name: B HOLMAN FOUNDATION
Account number: TX 62887 HP

Your Financial Advisor:
NASH/KACINSKI/GRAYSON
214-220-0400/888-430-5579

Realized gains and losses (continued)

Short-term capital gains and losses (continued)

Security description	Method	Quantity or face value (\$)	Purchase date	Sale date	Sale amount (\$)	Purchase amount (\$)	Loss (\$)	Gain (\$)	Net gain or loss (\$)
FREEPOR-MCMORAN COPPER & GOLD INC									
	FIFO	5,000	Jul 28, 09	Jan 28, 10	341.83	290.47		51.36	
	FIFO	2,000	Oct 01, 09	Jan 28, 10	136.73	131.66		5.07	
	FIFO	8,000	Oct 02, 09	Jan 28, 10	546.93	521.99		24.94	
F5 NETWORKS INC									
	FIFO	3,000	Jun 22, 10	Dec 08, 10	410.69	225.18		185.51	
	FIFO	2,000	Jun 18, 10	Nov 15, 10	241.04	147.56		93.48	
	FIFO	2,000	Jun 21, 10	Nov 15, 10	241.04	150.24		90.80	
	FIFO	1,000	Jun 21, 10	Nov 15, 10	120.52	74.07		46.45	
GOOGLE INC CL A									
	FIFO	1,000	Oct 19, 09	Sep 15, 10	480.05	551.95	-71.90		
	FIFO	1,000	Oct 21, 09	Sep 15, 10	480.05	558.41	-78.36		
ILLINOIS TOOL WORKS INC									
	FIFO	4,000	Oct 19, 09	Jul 26, 10	172.80	184.22	-11.42		
	FIFO	6,000	Oct 20, 09	Jul 26, 10	259.20	287.32	-28.12		
	FIFO	6,000	Oct 21, 09	Jul 26, 10	259.20	295.51	-36.31		
	FIFO	4,000	Jan 29, 10	Jul 26, 10	172.80	178.01	-5.21		
	FIFO	3,000	Oct 14, 09	Jul 23, 10	129.02	135.33	-6.31		
	FIFO	4,000	Oct 15, 09	Jul 23, 10	172.03	180.60	-8.57		
	FIFO	4,000	Oct 16, 09	Jul 23, 10	172.03	180.50	-8.47		
	FIFO	2,000	Oct 07, 09	Jul 22, 10	84.36	88.02	-3.66		
	FIFO	4,000	Oct 07, 09	Jul 22, 10	168.72	176.25	-7.53		
	FIFO	1,000	Oct 08, 09	Jul 22, 10	42.18	45.00	-2.82		
	FIFO	1,000	Oct 08, 09	Jul 22, 10	42.38	45.00	-2.62		
	FIFO	5,000	Oct 08, 09	Jul 22, 10	210.90	225.25	-14.35		
	FIFO	6,000	Oct 09, 09	Jul 22, 10	254.27	269.23	-14.96		
	FIFO	4,000	Oct 12, 09	Jul 22, 10	169.51	181.97	-12.46		
	FIFO	5,000	Oct 13, 09	Jul 22, 10	211.89	222.98	-11.09		
	FIFO	2,000	Oct 14, 09	Jul 22, 10	84.76	90.22	-5.46		
INGERSOLL-RAND PLC									
	FIFO	1,000	Aug 05, 09	Mar 01, 10	32.50	29.07		3.43	
	FIFO	8,000	Aug 05, 09	Mar 01, 10	261.51	231.88		29.63	
	FIFO	7,000	Aug 05, 09	Mar 01, 10	227.49	202.89		24.60	
	FIFO	1,000	Aug 04, 09	Feb 26, 10	32.00	29.00		3.00	
	FIFO	14,000	Aug 05, 09	Feb 26, 10	447.99	406.92		41.07	

continued next page





Account name: B HOLMAN FOUNDATION
 Account number: TX 62887 HP

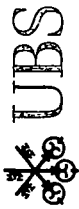
12

Realized gains and losses (continued)

Short-term capital gains and losses (continued)

Security description	Method	Quantity or face value (\$)	Purchase date	Sale date	Sale amount (\$)	Purchase amount (\$)	Loss (\$)	Gain (\$)	Net gain or loss (\$)	
INTEL CORP	FIFO	8 000	Aug 03, 09	Feb 25, 10	255 99	232 52		23 47		
	FIFO	7 000	Aug 04, 09	Feb 25, 10	224 00	202 99		21 01		
	FIFO	3 000	Jul 30, 09	Feb 24, 10	97 48	86 87		10 61		
	FIFO	7 000	Jul 31, 09	Feb 24, 10	227 45	203 32		24 13		
INTEL CORP	FIFO	1 000	Jan 13, 10	Jul 30, 10	20 76	20 59		0 17		
	FIFO	26 000	Jan 14, 10	Jul 30, 10	539 69	551 90	-12 21			
	FIFO	24 000	Jan 14, 10	Jul 30, 10	498 17	513 83	-15 66			
	FIFO	13 000	Jan 27, 10	Jul 30, 10	269 84	261 17		8 67		
	FIFO	17 000	Jan 12, 10	May 11, 10	383 57	349 69		33 88		
	FIFO	24 000	Jan 13, 10	May 11, 10	541 52	494 16		47 36		
	FIFO	3 000	Jan 12, 10	Mar 09, 10	63 06	61 71		1 35		
	FIFO	6 000	Jan 12, 10	Mar 09, 10	126 11	122 66		3 45		
	INVESCO LTD	FIFO	3 000	Mar 31, 10	Jun 04, 10	55 11	64 99	-9 88		
		FIFO	11 000	Apr 01, 10	Jun 04, 10	202 07	244 84	-42 77		
FIFO		2 000	Jul 14, 09	Jun 03, 10	37 50	33 70		3 80		
FIFO		5 000	Mar 29, 10	Jun 03, 10	93 75	107 00	-13 25			
FIFO		4 000	Mar 30, 10	Jun 03, 10	75 00	86 42	-11 42			
FIFO		2 000	Mar 31, 10	Jun 03, 10	37 50	43 32	-5 82			
FIFO		1 000	Jun 26, 09	Jun 02, 10	18 05	17 49		0 56		
FIFO		8 000	Jun 29, 09	Jun 02, 10	144 39	141 11		3 28		
FIFO		5 000	Jun 30, 09	Jun 02, 10	90 25	88 25		2 00		
FIFO		6 000	Jun 30, 09	Jun 02, 10	111 06	105 90		5 16		
FIFO		6 000	Jul 13, 09	Jun 02, 10	111 06	101 86		9 20		
FIFO		2 000	Jul 14, 09	Jun 02, 10	37 02	33 70		3 32		
FIFO		1 000	Jun 16, 09	Jun 01, 10	18 70	17 48		1 22		
FIFO		6 000	Jun 26, 09	Jun 01, 10	112 19	104 96		7 23		
ITAU UNIBANCO HLDG SA ADR	FIFO	2 000	Jun 15, 09	May 28, 10	36 96	36 36		0 60		
	FIFO	2 000	Jun 16, 09	May 28, 10	36 96	34 96		2 00		
	FIFO	9 000	Jun 16, 09	May 28, 10	169 19	157 33		11 86		
	FIFO	15 000	Jun 16, 09	May 28, 10	277 23	258 02		19 21		
	FIFO	20 000	May 25, 10	Oct 14, 10	508 92	337 31		171 61		

continued next page



ACCESS

Account name: B. HOLMAN FOUNDATION
Account number: TX 62887 HP


Your Financial Advisor:
NASHKACINSKI/GRAYSON
214-220-0400/888-430-5579

Realized gains and losses (continued)
Short-term capital gains and losses (continued)

Security description	Method	Quantity or face value (\$)	Purchase date	Sale date	Sale amount (\$)	Purchase amount (\$)	Loss (\$)	Gain (\$)	Net gain or loss (\$)
	FIFO	4 000	May 25, 10	Oct 14, 10	101 78	68 75		33 03	
	FIFO	8 000	May 25, 10	Oct 08, 10	203 52	134 92		68 60	
JPMORGAN CHASE & CO	FIFO	19 000	May 28, 10	Oct 12, 10	754 25	757 72	-3 47		
	FIFO	18 000	May 28, 10	Oct 08, 10	713 52	717 84	-4 32		
	FIFO	20 000	May 28, 10	Oct 11, 10	794 90	797 60	-2 70		
JUNIPER NETWORKS INC	FIFO	2 000	Oct 22, 09	Apr 08, 10	61 67	55 11		6 56	
	FIFO	7 000	Oct 23, 09	Apr 08, 10	215 85	192 50		23 35	
	FIFO	3 000	Oct 21, 09	Mar 25, 10	92 25	83 60		8 65	
	FIFO	7 000	Oct 22, 09	Mar 25, 10	215 24	192 89		22 35	
	FIFO	12 000	Oct 20, 09	Mar 24, 10	364 68	331 44		33 24	
	FIFO	7 000	Oct 20, 09	Mar 24, 10	215 27	193 34		21 93	
	FIFO	5 000	Oct 21, 09	Mar 24, 10	153 77	139 34		14 43	
LAUDER ESTEE COS CLA	FIFO	2 000	Apr 22, 10	Aug 17, 10	114 80	137 42	-22 62		
	FIFO	2 000	Apr 27, 10	Aug 17, 10	114 80	132 72	-17 92		
	FIFO	3 000	May 11, 10	Aug 17, 10	172 20	188 55	-16 35		
	FIFO	1 000	Apr 21, 10	Aug 16, 10	57 01	67 68	-10 67		
	FIFO	1 000	Apr 22, 10	Aug 16, 10	57 01	68 71	-11 70		
	FIFO	4 000	Apr 22, 10	Aug 16, 10	228 03	268 00	-39 97		
	FIFO	2 000	Apr 20, 10	Aug 13, 10	115 83	135 75	-19 92		
	FIFO	3 000	Apr 21, 10	Aug 13, 10	173 75	201 81	-28 06		
	FIFO	1 000	Apr 21, 10	Aug 13, 10	57 92	67 68	-9 76		
	FIFO	3 000	Apr 16, 10	Aug 12, 10	172 94	203 19	-30 25		
	FIFO	2 000	Apr 19, 10	Aug 12, 10	115 29	135 97	-20 68		
	FIFO	1 000	Apr 20, 10	Aug 12, 10	57 65	67 87	-10 22		
	FIFO	1 000	Apr 14, 10	Aug 03, 10	62 79	66 13	-3 34		
	FIFO	3 000	Apr 15, 10	Aug 03, 10	188 38	199 86	-11 48		
	FIFO	3 000	Apr 13, 10	Aug 02, 10	190 50	196 96	-6 46		
	FIFO	1 000	Apr 14, 10	Aug 02, 10	63 50	66 13	-2 63		
MARVELL TECHNOLOGY GROUP LTD	FIFO	6 000	Mar 29, 10	Jul 30, 10	88 98	122 88	-33 90		
	FIFO	11 000	Mar 30, 10	Jul 30, 10	163 12	229 57	-66 45		



continued next page



Account name: B HOLMAN FOUNDATION
 Account number: TX 62887 HP

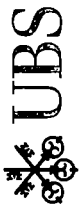
Realized gains and losses (continued)

Short-term capital gains and losses (continued)

Security description	Method	Quantity or face value (\$)	Purchase date	Sale date	Sale amount (\$)	Purchase amount (\$)	Loss (\$)	Gain (\$)	Net gain or loss (\$)
	FIFO	9 000	Jun 18, 10	Jul 30, 10	133 46	171 27	-37 81		
	FIFO	6 000	Jun 21, 10	Jul 30, 10	88 98	114 97	-25 99		
	FIFO	7 000	Dec 16, 09	Jul 29, 10	105 00	137 27	-32 27		
	FIFO	5 000	Dec 17, 09	Jul 29, 10	75 00	96 97	-21 97		
	FIFO	13 000	Jan 20, 10	Jul 29, 10	195 00	258 51	-63 51		
	FIFO	6 000	Mar 29, 10	Jul 29, 10	90 00	122 88	-32 88		
	FIFO	2 000	Dec 14, 09	Jul 28, 10	30 84	37 01	-6 17		
	FIFO	10 000	Dec 15, 09	Jul 28, 10	154 18	188 20	-34 02		
	FIFO	11 000	Dec 16, 09	Jul 28, 10	169 60	212 74	-43 14		
	FIFO	9 000	Dec 16, 09	Jul 28, 10	138 77	176 49	-37 72		
	FIFO	11 000	Dec 10, 09	May 14, 10	200 74	204 71	-3 97		
	FIFO	11 000	Dec 11, 09	May 14, 10	203 18	203 72	-0 54		
	FIFO	11 000	Dec 11, 09	May 14, 10	200 74	202 90	-2 16		
	FIFO	10 000	Dec 14, 09	May 14, 10	184 71	185 05	-0 34		
	FIFO	11 000	Dec 09, 09	May 13, 10	212 25	200 53		11 72	
MASTERCARD INC CL A	FIFO	1 000	Nov 06, 09	May 10, 10	229 34	228 95		0 39	
	FIFO	2 000	Nov 09, 09	May 10, 10	458 68	478 19	-19 51		
	FIFO	2 000	Nov 10, 09	May 10, 10	458 68	477 17	-18 49		
	FIFO	2 000	Nov 10, 09	May 10, 10	465 62	476 50	-10 88		
	FIFO	1 000	Nov 10, 09	May 10, 10	231 55	238 59	-7 04		
	FIFO	2 000	Nov 06, 09	May 07, 10	454 91	457 90	-2 99		
	FIFO	3 000	Nov 05, 09	May 05, 10	721 53	682 26		39 27	
MCKESSON CORP	FIFO	2 000	Apr 23, 10	Nov 10, 10	128 73	135 95	-7 22		
	FIFO	3 000	May 04, 10	Nov 10, 10	193 10	200 55	-7 45		
	FIFO	1 000	May 04, 10	Nov 10, 10	64 96	66 85	-1 89		
	FIFO	4 000	May 10, 10	Nov 10, 10	259 84	264 59	-4 75		
	FIFO	5 000	May 10, 10	Nov 11, 10	323 57	330 73	-7 16		
	FIFO	2 000	Apr 22, 10	Nov 09, 10	130 28	133 55	-3 27		
	FIFO	2 000	Apr 23, 10	Nov 09, 10	130 28	135 95	-5 67		
	FIFO	3 000	Apr 23, 10	Nov 09, 10	195 42	202 17	-6 75		
	FIFO	4 000	Apr 06, 10	Nov 05, 10	264 99	265 40	-0 41		

continued next page

L



ACCESS

Account name: B HOLMAN FOUNDATION
Account number: TX 62887 HP

Your Financial Advisor:
NASH/KACINSKI/GRAYSON
214-220-0400/888-430-5579

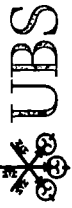
Realized gains and losses (continued)

Short-term capital gains and losses (continued)

Security description	Method	Quantity or face value (\$)	Purchase date	Sale date	Sale amount (\$)	Purchase amount (\$)	Loss (\$)	Gain (\$)	Net gain or loss (\$)
	FIFO	1 000	Apr 21, 10	Nov 05, 10	66.25	65.51		0.74	
	FIFO	2 000	Apr 22, 10	Nov 05, 10	132.50	131.05		1.45	
	FIFO	3 000	Mar 29, 10	Jul 22, 10	194.48	195.39	-0.91		
	FIFO	3 000	Mar 30, 10	Jul 22, 10	194.48	195.56	-1.08		
	FIFO	3 000	Mar 31, 10	Jul 22, 10	194.48	197.00	-2.52		
	FIFO	3 000	Apr 01, 10	Jul 22, 10	194.48	198.58	-4.10		
	FIFO	6 000	Apr 05, 10	Jul 22, 10	388.96	401.12	-12.16		
	FIFO	4 000	Apr 06, 10	Jul 22, 10	259.31	265.40	-6.09		
MICROSOFT CORP	FIFO	6 000	Oct 20, 09	Jun 30, 10	140.23	157.56	-17.33		
	FIFO	28 000	Oct 21, 09	Jun 30, 10	654.40	744.24	-89.84		
	FIFO	17 000	Oct 23, 09	Jun 30, 10	397.31	475.68	-78.37		
	FIFO	16 000	Oct 23, 09	Jun 30, 10	373.94	449.92	-75.98		
	FIFO	18 000	Apr 16, 10	Jun 30, 10	420.68	557.58	-136.90		
	FIFO	14 000	Oct 20, 09	Jun 22, 10	365.53	367.64	-2.11		
MOTOROLA INC	FIFO	40 000	Oct 01, 09	Feb 02, 10	255.80	341.20	-85.40		
	FIFO	45 000	Oct 02, 09	Feb 02, 10	287.78	370.00	-82.22		
	FIFO	27 000	Oct 06, 09	Feb 02, 10	172.67	230.34	-57.67		
	FIFO	31 000	Oct 07, 09	Feb 02, 10	198.25	267.84	-69.59		
	FIFO	5 000	Nov 11, 09	Feb 02, 10	31.98	43.55	-11.57		
	FIFO	12 000	Sep 17, 09	Feb 01, 10	75.58	107.29	-31.71		
	FIFO	26 000	Sep 18, 09	Feb 01, 10	163.75	226.14	-62.39		
	FIFO	54 000	Sep 29, 09	Feb 01, 10	340.09	458.54	-118.45		
	FIFO	41 000	Sep 30, 09	Feb 01, 10	258.22	341.94	-83.72		
	FIFO	6 000	Oct 01, 09	Feb 01, 10	37.79	51.18	-13.39		
	FIFO	30 000	Sep 16, 09	Jan 29, 10	184.20	274.47	-90.27		
	FIFO	31 000	Sep 16, 09	Jan 29, 10	190.34	284.57	-94.23		
	FIFO	33 000	Sep 17, 09	Jan 29, 10	202.62	295.05	-92.43		
	FIFO	33 000	Sep 15, 09	Jan 08, 10	258.81	302.87	-44.06		
	FIFO	2 000	Sep 16, 09	Jan 08, 10	15.69	18.30	-2.61		
NETAPP INC	FIFO	4 000	Dec 08, 09	Oct 01, 10	194.46	133.87		60.59	
	FIFO	1 000	Dec 09, 09	Oct 01, 10	48.61	33.47		15.14	

continued next page





84

Account name: B HOLMAN FOUNDATION
 Account number: TX 62887 HP

Realized gains and losses (continued)
Short-term capital gains and losses (continued)

Security description	Method	Quantity or face value (\$)	Purchase date	Sale date	Sale amount (\$)	Purchase amount (\$)	Loss (\$)	Gain (\$)	Net gain or loss (\$)
	FIFO	2 000	Dec 07, 09	Aug 03, 10	87 00	66 50		20 50	
	FIFO	7 000	Dec 08, 09	Aug 03, 10	304 52	231 69		72 83	
	FIFO	4 000	Dec 08, 09	Aug 03, 10	174 01	133 87		40 14	
	FIFO	7 000	Dec 04, 09	Aug 02, 10	308 46	227 50		80 96	
	FIFO	4 000	Dec 07, 09	Aug 02, 10	176 27	133 00		43 27	
NOBLE ENERGY INC	FIFO	4 000	Feb 01, 10	Dec 13, 10	327 94	300 63		27 31	
	FIFO	4 000	Jun 16, 10	Dec 13, 10	327 94	263 64		64 30	
	FIFO	4 000	Jan 26, 10	Dec 10, 10	325 91	310 39		15 52	
	FIFO	3 000	Jan 27, 10	Dec 10, 10	244 43	223 78		20 65	
	FIFO	1 000	Feb 01, 10	Dec 10, 10	81 48	75 16		6 32	
	FIFO	4 000	Jan 21, 10	Dec 09, 10	332 77	307 89		24 88	
	FIFO	2 000	Jan 22, 10	Dec 09, 10	166 38	153 90		12 48	
	FIFO	1 000	Jan 26, 10	Dec 09, 10	83 19	77 60		5 59	
NVIDIA CORP	FIFO	3 000	Feb 01, 10	May 03, 10	46 08	49 20	-3 12		
	FIFO	2 000	Feb 02, 10	May 03, 10	31 12	33 79	-2 67		
	FIFO	28 000	Feb 02, 10	May 03, 10	430 05	473 09	-43 04		
	FIFO	14 000	Feb 18, 10	May 03, 10	217 85	229 73	-11 88		
	FIFO	12 000	Mar 09, 10	May 03, 10	186 73	210 72	-23 99		
	FIFO	15 000	Jan 12, 10	Apr 30, 10	236 74	264 75	-28 01		
	FIFO	15 000	Jan 20, 10	Apr 30, 10	236 74	257 53	-20 79		
	FIFO	30 000	Feb 01, 10	Apr 30, 10	473 48	492 03	-18 55		
ORACLE CORP	FIFO	5 000	Oct 21, 09	Apr 16, 10	130 17	110 87		19 30	
	FIFO	12 000	Oct 22, 09	Apr 16, 10	312 41	264 39		48 02	
	FIFO	11 000	Oct 23, 09	Apr 16, 10	286 38	244 84		41 54	
	FIFO	3 000	Oct 26, 09	Apr 16, 10	78 10	66 21		11 89	
	FIFO	12 000	Oct 30, 09	Apr 16, 10	315 48	252 72		62 76	
	FIFO	19 000	Nov 05, 09	Apr 16, 10	499 50	406 03		93 47	
	FIFO	12 000	Oct 20, 09	Apr 15, 10	314 87	265 25		49 62	
	FIFO	10 000	Oct 20, 09	Apr 15, 10	261 79	221 04		40 75	
	FIFO	23 000	Oct 20, 09	Apr 15, 10	602 13	509 89		92 24	
	FIFO	18 000	Oct 21, 09	Apr 15, 10	472 31	399 12		73 19	

continued next page



ACCESS

Account name:
Account number:

B HOLMAN FOUNDATION
TX 62887 HP

Your Financial Advisor:
NASH/KACINSKI/GRAYSON
214-220-0400/888-430-5579

Realized gains and losses (continued)

Short-term capital gains and losses (continued)

Security description	Method	Quantity or face value (\$)	Purchase date	Sale date	Sale amount (\$)	Purchase amount (\$)	Loss (\$)	Gain (\$)	Net gain or loss (\$)
PARKER HANNIFIN CORP	FIFO	5 000	Mar 23, 10	Jul 14, 10	287 35	329 79	-42 44		
	FIFO	5 000	Mar 23, 10	Jul 13, 10	287 80	329 79	-41 99		
	FIFO	5 000	Mar 02, 10	Jul 12, 10	281 19	310 35	-29 16		
	FIFO	2 000	Mar 01, 10	Jul 09, 10	114 54	123 74	-9 20		
	FIFO	3 000	Mar 02, 10	Jul 09, 10	171.81	186 21	-14 40		
	FIFO	3 000	Feb 25, 10	Jul 08, 10	171 71	172 92	-1 21		
	FIFO	2 000	Mar 01, 10	Jul 08, 10	114 48	123 74	-9 26		
	FIFO	4 000	Feb 24, 10	Jul 07, 10	226.93	234 00	-7 07		
	FIFO	2 000	Feb 25, 10	Jul 07, 10	113 46	115 28	-1.82		
	FIFO	2 000	Nov 02, 09	Aug 13, 10	594 63	324 24		270 39	
PRICELINE COM INC NEW	FIFO	1 000	Nov 02, 09	Apr 08, 10	257 27	162 12		95.15	
	FIFO	2 000	Oct 30, 09	Mar 29, 10	509 04	315 40		193 64	
	FIFO	15 000	Nov 05, 09	Feb 08, 10	563.93	653 89	-89 96		
QUALCOMM INC	FIFO	5 000	Nov 11, 09	Feb 08, 10	187 98	223 14	-35 16		
	FIFO	6 000	Mar 18, 09	Feb 05, 10	225 91	225 60		0 31	
	FIFO	4 000	Mar 18, 09	Feb 05, 10	150 60	150 62	-0 02		
	FIFO	8 000	Mar 18, 09	Feb 01, 10	317 61	300 80		16 81	
	FIFO	3 000	Jun 30, 10	Nov 30, 10	420 98	261 44		159 54	
SEAGATE TECHNOLOGY *MERGER EFF 07/10*	FIFO	7 000	Feb 23, 10	Mar 30, 10	129 81	142 09	-12 28		
	FIFO	11 000	Mar 01, 10	Mar 30, 10	203 99	234 24	-30 25		
	FIFO	12 000	Feb 23, 10	Mar 29, 10	226 84	242 34	-15 50		
	FIFO	7 000	Feb 23, 10	Mar 29, 10	132 32	142 09	-9 77		
SUNCOR ENERGY INC NEW CAD	FIFO	3 000	May 21, 09	Jan 26, 10	97 64	92 07		5 57	
	FIFO	3 000	May 22, 09	Jan 26, 10	97 64	94 87		2 77	
	FIFO	13 000	Jun 05, 09	Jan 26, 10	423 11	450 83	-27 72		
	FIFO	11 000	May 21, 09	Jan 25, 10	366 73	337 58		29 15	
	FIFO	1 000	May 19, 09	Jan 22, 10	33 64	30 40		3 24	
	FIFO	2 000	May 20, 09	Jan 22, 10	67 29	63 66		3 63	
FIFO	4 000	May 21, 09	Jan 22, 10	134 58	122 76		11 82		



continued next page

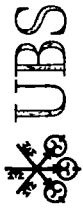


Account name: B HOLMAN FOUNDATION
 Account number: TX 62887 HP

Realized gains and losses (continued)
Short-term capital gains and losses (continued)

Security description	Method	Quantity or face value (\$)	Purchase date	Sale date	Sale amount (\$)	Purchase amount (\$)	Loss (\$)	Gain (\$)	Net gain or loss (\$)
TARGET CORP	FIFO	7,000	May 19, 09	Jan 21, 10	239.70	212.80		26.90	
	FIFO	5,000	May 17, 10	Sep 03, 10	265.75	277.00	-11.25		
	FIFO	5,000	May 17, 10	Sep 03, 10	265.75	279.56	-13.81		
	FIFO	5,000	May 06, 10	Sep 02, 10	263.28	276.79	-13.51		
	FIFO	7,000	May 07, 10	Sep 02, 10	368.59	379.46	-10.87		
	FIFO	2,000	May 07, 10	Sep 02, 10	105.47	108.42	-2.95		
	FIFO	6,000	May 10, 10	Sep 02, 10	316.79	339.23	-22.44		
	FIFO	4,000	May 10, 10	Sep 02, 10	210.93	226.16	-15.23		
	FIFO	3,000	May 17, 10	Sep 02, 10	158.40	166.20	-7.80		
	FIFO	5,000	May 05, 10	Sep 01, 10	261.31	277.24	-15.93		
TEVA PHARMACEUTICALS IND LTD ISRAEL ADR	FIFO	4,000	Jan 08, 10	Jul 27, 10	199.96	233.42	-33.46		
	FIFO	3,000	Jan 11, 10	Jul 27, 10	149.97	176.70	-26.73		
TEXAS INSTRUMENTS	FIFO	11,000	Nov 30, 09	Jan 14, 10	270.62	276.36	-5.74		
	FIFO	10,000	Dec 01, 09	Jan 14, 10	246.02	259.47	-13.45		
	FIFO	11,000	Dec 02, 09	Jan 14, 10	270.62	286.49	-15.87		
	FIFO	28,000	Nov 27, 09	Jan 13, 10	692.11	709.21	-17.10		
	FIFO	2,000	Nov 30, 09	Jan 13, 10	49.44	50.25	-0.81		
	FIFO	18,000	Nov 25, 09	Jan 12, 10	447.47	456.82	-9.35		
	FIFO	6,000	Nov 25, 09	Jan 12, 10	148.49	152.27	-3.78		
	FIFO	9,000	Nov 27, 09	Jan 12, 10	223.74	227.96	-4.22		
THE DIRECTV GROUP CL A	FIFO	2,000	Oct 05, 09	Mar 30, 10	65.86	54.08		11.78	
	FIFO	9,000	Oct 06, 09	Mar 30, 10	296.35	249.31		47.04	
	FIFO	9,000	Feb 01, 10	Mar 30, 10	296.35	280.82		15.53	
	FIFO	9,000	Aug 06, 09	Mar 29, 10	297.07	223.61		73.46	
	FIFO	3,000	Aug 06, 09	Mar 29, 10	99.02	73.84		25.18	
	FIFO	8,000	Oct 05, 09	Mar 29, 10	264.06	216.32		47.74	
	FIFO	21,000	May 04, 09	Mar 19, 10	699.31	495.60		203.71	
	FIFO	6,000	Aug 06, 09	Mar 19, 10	199.80	147.68		52.12	
TIX COS INC NEW	FIFO	9,000	Jan 29, 10	Nov 10, 10	405.71	345.83		59.88	
TYCO INTL LTD CHF	FIFO	3,000	Apr 03, 09	Mar 19, 10	109.67	63.29		46.38	
	FIFO	9,000	Apr 22, 09	Mar 19, 10	329.00	207.15		121.85	

continued next page



ACCESS

Account name: B HOLMAN FOUNDATION
Account number: TX 62887 HP

Your Financial Advisor:
NASH/KACINSKI/GRAYSON
214-220-0400/888-430-5579

Realized gains and losses (continued)

Short-term capital gains and losses (continued)

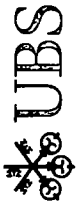
Security description	Method	Quantity or face value (\$)	Purchase date	Sale date	Sale amount (\$)	Purchase amount (\$)	Loss (\$)	Gain (\$)	Net gain or loss (\$)
	FIFO	13 000	Mar 18, 09	Mar 18, 10	476.44	261.64		214.80	
	FIFO	1 000	Mar 18, 09	Mar 18, 10	36.71	20.13		16.58	
	FIFO	6 000	Apr 03, 09	Mar 18, 10	220.25	126.58		93.67	
	FIFO	5 000	Mar 17, 09	Mar 17, 10	183.96	98.42		85.54	
	FIFO	7 000	Mar 18, 09	Mar 17, 10	257.59	140.88		116.71	
	FIFO	2 000	Mar 18, 09	Mar 17, 10	73.58	40.25		33.33	
	FIFO	7 000	Mar 18, 09	Mar 17, 10	261.44	140.88		120.56	
	FIFO	7 000	Mar 17, 09	Mar 16, 10	259.41	137.79		121.62	
	FIFO	4 000	Mar 17, 09	Mar 16, 10	148.88	78.73		70.15	
YAHOO INC	FIFO	5 000	Sep 18, 09	Feb 02, 10	75.59	84.96	-9.37		
	FIFO	21 000	Sep 21, 09	Feb 02, 10	317.46	358.89	-41.43		
	FIFO	20 000	Oct 05, 09	Feb 02, 10	302.35	341.80	-39.45		
	FIFO	14 000	Oct 07, 09	Feb 02, 10	211.64	243.04	-31.40		
	FIFO	11 000	Sep 16, 09	Feb 01, 10	164.55	186.45	-21.90		
	FIFO	12 000	Sep 17, 09	Feb 01, 10	179.51	209.64	-30.13		
	FIFO	37 000	Sep 18, 09	Feb 01, 10	553.50	628.69	-75.19		
	FIFO	31 000	Sep 15, 09	Jan 29, 10	470.68	507.14	-36.46		
	FIFO	3 000	Sep 16, 09	Jan 29, 10	45.55	50.85	-5.30		
Total					\$90,426.31	\$88,428.17	-\$5,743.42	\$7,741.56	\$1,998.14

Long-term capital gains and losses

Security description	Method	Quantity or face value (\$)	Purchase date	Sale date	Sale amount (\$)	Purchase amount (\$)	Loss (\$)	Gain (\$)	Net gain or loss (\$)
AMAZON COM INC	FIFO	1 000	Jul 14, 09	Oct 25, 10	170.29	82.02		88.27	
	FIFO	1 000	Jun 02, 09	Jun 24, 10	117.66	84.67		32.99	
	FIFO	3 000	Jun 03, 09	Jun 24, 10	352.98	254.39		98.59	
	FIFO	5 000	Jun 03, 09	Jun 24, 10	588.30	423.22		165.08	
AMER EXPRESS CO	FIFO	1 000	Jul 27, 09	Sep 14, 10	40.39	29.35		11.04	
	FIFO	13 000	Aug 06, 09	Sep 14, 10	525.03	408.11		116.92	
	FIFO	13 000	Jul 27, 09	Sep 07, 10	527.62	381.58		146.04	
	FIFO	9 000	Jul 24, 09	Sep 03, 10	371.69	264.53		107.16	
	FIFO	4 000	Jul 27, 09	Sep 03, 10	165.20	117.41		47.79	



continued next page



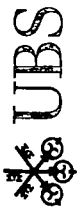
Account name: B HOLMAN FOUNDATION
 Account number: TX 62887 HP

Realized gains and losses (continued)

Long-term capital gains and losses (continued)

Security description	Method	Quantity or face value (\$)	Purchase date	Sale date	Sale amount (\$)	Purchase amount (\$)	Loss (\$)	Gain (\$)	Net gain or loss (\$)
APPLE INC	FIFO	1 000	May 07, 08	Apr 08, 10	239 39	186 29		53 10	
	FIFO	1 000	Mar 25, 08	Mar 31, 10	235 41	140 33		95 08	
	FIFO	2 000	Apr 24, 08	Mar 31, 10	470 83	333 87		136 96	
	FIFO	1 000	Apr 29, 08	Mar 31, 10	235 41	174 74		60 67	
BANK OF AMER CORP	FIFO	47 000	May 06, 09	May 28, 10	747 51	591 91		155 60	
	FIFO	34 000	May 14, 09	May 28, 10	540 75	384 86		155 89	
	FIFO	14 000	May 26, 09	May 28, 10	222 66	154 28		68 38	
BROADCOM CORP CL A	FIFO	1 000	May 06, 09	Sep 16, 10	35 10	24 07		11 03	
	FIFO	27 000	May 07, 09	Sep 16, 10	947 80	610 53		337 27	
CISCO SYSTEMS INC	FIFO	8 000	May 07, 09	Oct 29, 10	184 68	151 20		33 48	
	FIFO	12 000	Jul 20, 09	Oct 29, 10	277 02	253 26		23 76	
	FIFO	8 000	Jul 21, 09	Oct 29, 10	184 68	170 40		14 28	
	FIFO	23 000	Jul 21, 09	Oct 29, 10	530 95	489 99		40 96	
	FIFO	36 000	Aug 06, 09	Oct 29, 10	831 06	799 22		31 84	
	FIFO	4 000	May 01, 08	Oct 05, 10	87 60	106 97	-19 37		
	FIFO	10 000	May 07, 08	Oct 05, 10	219 00	262 50	-43 50		
	FIFO	11 000	May 07, 09	Oct 05, 10	240 90	207 90		33 00	
	FIFO	1 000	Dec 18, 07	Oct 01, 10	21 85	28 15	-6 30		
	FIFO	20 000	May 01, 08	Oct 01, 10	436 99	534 83	-97 84		
	FIFO	28 000	Dec 18, 07	Sep 01, 10	569 51	788 25	-218 74		
COVIDIEN PLC	FIFO	5 000	Oct 21, 09	Oct 22, 10	199 86	220 12	-20 26		
	FIFO	5 000	Oct 15, 09	Oct 19, 10	200 00	216 70	-16 70		
	FIFO	4 000	Oct 16, 09	Oct 19, 10	160 00	175 61	-15 61		
EMC CORP MASS	FIFO	12 000	Aug 10, 09	Oct 01, 10	244 20	181 80		62 40	
	FIFO	10 000	Aug 10, 09	Oct 01, 10	203 50	151 00		52 50	
	FIFO	1 000	Aug 11, 09	Oct 01, 10	20 35	15 06		5 29	
	FIFO	4 000	Aug 12, 09	Oct 01, 10	81 40	61 12		20 28	
	FIFO	6 000	Aug 07, 09	Sep 23, 10	124 50	92 28		32 22	
	FIFO	21 000	Aug 10, 09	Sep 23, 10	435 74	318 16		117 58	
GOOGLE INC CL A	FIFO	1 000	Jul 24, 09	Sep 15, 10	480 05	448 50		31 55	
	FIFO	1 000	Apr 29, 09	Sep 09, 10	478 88	391 85		87 03	

continued next page



ACCESS

Account name: B HOLMAN FOUNDATION
Account number: TX 62887 HP

Your Financial Advisor:
NASH/KACINSKI/GRAYSON
214-220-0400/888-430-5579

Realized gains and losses (continued)
Long-term capital gains and losses (continued)

Security description	Method	Quantity or face value (\$)	Purchase date	Sale date	Sale amount (\$)	Purchase amount (\$)	Loss (\$)	Gain (\$)	Net gain or loss (\$)
MICROSOFT CORP	FIFO	1 000	Jul 24, 09	Sep 09, 10	478 88	448 50		30 38	
	FIFO	2 000	Sep 19, 08	May 28, 10	969 97	901 73		68 24	
	FIFO	1 000	Sep 17, 08	May 12, 10	504 25	422 20		82 05	
	FIFO	6 000	May 01, 09	Jun 22, 10	156 66	119 81		36 85	
	FIFO	26 000	Apr 24, 09	Jun 16, 10	682 52	533 68		148 84	
	FIFO	15 000	May 01, 09	Jun 16, 10	393 76	299 53		94 23	
	FIFO	6 000	Feb 11, 09	May 28, 10	154 41	114 12		40 29	
	FIFO	1 000	Feb 11, 09	May 28, 10	25 74	19 28		6 46	
	FIFO	12 000	Mar 09, 09	May 28, 10	308 82	184 20		124 62	
NOBLE ENERGY INC	FIFO	12 000	Mar 09, 09	May 28, 10	308 82	187 08		121 74	
	FIFO	11 000	Mar 10, 09	May 28, 10	283 09	179 52		103 57	
	FIFO	4 000	Apr 24, 09	May 28, 10	102 94	82 10		20 84	
	FIFO	1 000	Apr 30, 09	Dec 09, 10	83 19	56 70		26 49	
	FIFO	1 000	Apr 23, 09	Dec 08, 10	83 16	58 90		24 26	
	FIFO	2 000	Apr 24, 09	Dec 08, 10	166 31	121 76		44 55	
	FIFO	1 000	Apr 27, 09	Dec 08, 10	83 16	58 28		24 88	
	FIFO	4 000	Apr 30, 09	Dec 08, 10	332 62	226 79		105 83	
	FIFO	3 000	Apr 08, 09	Nov 12, 10	248 22	178 73		69 49	
QUALCOMM INC	FIFO	3 000	Apr 15, 09	Nov 12, 10	248 22	174 51		73 71	
	FIFO	3 000	Apr 23, 09	Nov 12, 10	248 22	176 71		71 51	
	FIFO	1 000	Apr 07, 09	Nov 11, 10	85 42	58 49		26 93	
	FIFO	2 000	Apr 08, 09	Nov 11, 10	170 83	119 15		51 68	
	FIFO	2 000	Sep 11, 08	Feb 01, 10	79 40	97 50	-18 10		
	FIFO	12 000	Sep 22, 08	Feb 01, 10	476 41	551 40	-74 99		
	FIFO	1 000	Feb 13, 08	Jul 27, 10	49 99	47 50		2 49	
	FIFO	5 000	Feb 06, 09	Jul 27, 10	249 94	211 30		38 64	
	FIFO	2 000	Feb 06, 09	Jul 27, 10	99 98	84 71		15 27	
TEVA PHARMACEUTICALS IND LTD ISRAEL ADR	FIFO	10 000	Apr 23, 09	Jul 27, 10	499 89	438 67		61 22	
	FIFO	4 000	Feb 08, 08	Jul 26, 10	199 96	185 87		14 09	
	FIFO	5 000	Feb 12, 08	Jul 26, 10	249 95	233 98		15 97	
									continued next page

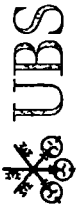




Account name: B HOLMAN FOUNDATION
Account number: TX 62887 HP

Realized gains and losses (continued)
Long-term capital gains and losses (continued)

Security description	Method	Quantity or face value (\$)	Purchase date	Sale date	Sale amount (\$)	Purchase amount (\$)	Loss (\$)	Gain (\$)	Net gain or loss (\$)
	FIFO	4 000	Feb 13, 08	Jul 26, 10	199.96	190.02		9.94	
	FIFO	2 000	Feb 07, 08	Mar 30, 10	127.44	92.79		34.65	
	FIFO	6 000	Feb 08, 08	Mar 30, 10	382.31	278.80		103.51	
	FIFO	9 000	Feb 07, 08	Mar 29, 10	573.73	417.55		156.18	
THE DIRECTV GROUP CL A	FIFO	4 000	Mar 06, 09	Mar 19, 10	133.20	76.95		56.25	
	FIFO	9 000	Jan 14, 09	Mar 17, 10	309.41	187.58		121.83	
	FIFO	5 000	Mar 06, 09	Mar 17, 10	171.89	96.19		75.70	
	FIFO	2 000	Nov 10, 08	Mar 16, 10	69.24	44.06		25.18	
	FIFO	4 000	Nov 11, 08	Mar 16, 10	138.48	85.43		53.05	
	FIFO	2 000	Jan 14, 09	Mar 16, 10	69.24	41.69		27.55	
	FIFO	2 000	Feb 14, 08	Mar 01, 10	68.48	50.56		17.92	
	FIFO	8 000	Nov 07, 08	Mar 01, 10	273.94	175.48		98.46	
	FIFO	7 000	Nov 10, 08	Mar 01, 10	239.70	154.22		85.48	
	FIFO	15 000	Feb 14, 08	Jan 08, 10	510.03	379.22		130.81	
TIX COS INC NEW	FIFO	4 000	Jul 28, 09	Nov 10, 10	180.31	142.40		37.91	
	FIFO	3 000	Jul 27, 09	Nov 09, 10	136.74	107.07		29.67	
	FIFO	5 000	Jul 27, 09	Nov 09, 10	227.90	179.09		48.81	
	FIFO	4 000	Jul 28, 09	Nov 09, 10	182.32	142.40		39.92	
	FIFO	4 000	Jul 17, 09	Nov 08, 10	183.99	140.41		43.58	
	FIFO	6 000	Jul 24, 09	Nov 08, 10	275.99	215.26		60.73	
	FIFO	3 000	Jul 27, 09	Nov 08, 10	138.00	107.07		30.93	
	FIFO	11 000	Jul 17, 09	Nov 05, 10	516.99	385.11		131.88	
	FIFO	5 000	Jul 17, 09	Nov 04, 10	234.49	175.05		59.44	
TRANSOCEAN LTD CHF	FIFO	2 000	Jan 18, 08	Mar 30, 10	167.40	254.30	-86.90		
	FIFO	5 000	Feb 06, 08	Mar 30, 10	418.49	610.95	-192.46		
	FIFO	4 000	Feb 20, 08	Mar 30, 10	335.62	550.62	-215.00		
	FIFO	1 000	Feb 20, 08	Mar 30, 10	83.70	137.66	-53.96		
	FIFO	3 000	Jul 08, 08	Mar 30, 10	251.71	428.46	-176.75		
	FIFO	5 000	Dec 06, 07	Mar 29, 10	415.49	667.30	-251.81		
	FIFO	3 000	Jan 18, 08	Mar 29, 10	249.29	381.45	-132.16		
Total					\$28,036.95	\$24,178.87	-\$1,640.45	\$5,498.53	\$3,858.08
Net capital gains/losses:									\$5,856.22



UBS Financial Services Inc
100 CRESCENT COURT
SUITE 600
DALLAS TX 75201-1842

APZ3000324373 1210 TX 2

2010 Year End Summary

Duplicate statement for the account of:

B HOLMAN FOUNDATION
ATTN DOLORES MILLER PRES
4708 RAVENDALE DR
RICHARDSON TX 75082-3835
Account number: TX 62888 HP

MICHAEL MAGERS
10000 N CENTRAL EXPWY
SUITE 1400
DALLAS TX 75231-2319

Your Financial Advisor:

NASH/KACINSKI/GRAYSON
Phone 214-220-0400/888-430-5579

Summary of gains and losses

	Amount (\$)
Short term	3,754 16
Long term	8,037 67
Total	\$11,791.83

Realized gains and losses

Estimated 2010 gains and losses for transactions with trade dates through 12/31/10 have been incorporated into this statement. To calculate gains and losses, we liquidate the oldest security lot first. This is known as the first-in, first-out or FIFO accounting method. We use this method unless you specified which tax lot to close when you placed your order. This is known as a versus purchases or VSP order. See important information about your statement on the last page of this statement for more information.

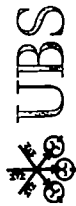
We may not adjust gains and losses for all capital changes. Cost basis for coupon tax-exempt municipal securities, include securities subject to AMT, has been adjusted for mandatory amortization of bond premium. Estimates in the Unclassified section can not be classified as short term or long term because information is missing, or the product is one in which the gain/loss calculation is not provided.

Short-term capital gains and losses

Security description	Method	Quantity or face value (\$)	Purchase date	Sale date	Purchase amount (\$)	Sale amount (\$)	Loss (\$)	Gain (\$)	Net gain or loss (\$)
ACTIVISION BLIZZARD INC	FIFO	40 000	Nov 06, 09	Apr 19, 10	451 79	463 26		11 47	
AMAZON COM INC	FIFO	8 000	Mar 09, 09	Jan 05, 10	483 03	1,074 13		591 10	

continued next page





Account name: B HOLMAN FOUNDATION
 Account number: TX 62888 HP

Realized gains and losses (continued)

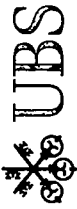
Short-term capital gains and losses (continued)

Security description	Method	Quantity or face value (\$)	Purchase date	Sale date	Sale amount (\$)	Purchase amount (\$)	Loss (\$)	Gain (\$)	Net gain or loss (\$)
ARM HOLDINGS PLC SPON ADR	FIFO	22,000	Jan 27, 10	Oct 08, 10	402 79	210 14		192 65	
	FIFO	52,000	Jan 27, 10	Sep 24, 10	1,031 51	496 70		534 81	
	FIFO	20,000	Jan 27, 10	Sep 10, 10	368 58	191 04		177 54	
ATHENAHEALTH INC	FIFO	19,000	Jan 29, 10	Jul 23, 10	497 94	761 08	-263 14		
CREE INC	FIFO	9,000	Dec 21, 09	May 07, 10	602 66	481 62		121 04	
FREEPORT-MCMORAN COPPER & GOLD INC	FIFO	23,000	Sep 03, 09	May 07, 10	1,533 18	1,466 67		66 51	
	FIFO	5,000	Jan 05, 10	May 07, 10	333 30	420 19	-86 89		
	FIFO	11,000	Feb 05, 10	May 07, 10	733 26	730 76		2 50	
	FIFO	8,000	Sep 03, 09	Apr 20, 10	653 10	510 15		142 95	
F5 NETWORKS INC	FIFO	12,000	Oct 16, 09	Oct 08, 10	1,100 12	512 40		587 72	
	FIFO	15,000	Oct 16, 09	May 07, 10	960 43	640 49		319 94	
	FIFO	4,000	Oct 16, 09	Apr 06, 10	260 60	170 80		89 80	
LOWES COMPANIES INC	FIFO	30,000	Jan 05, 10	Nov 15, 10	660 00	684 30	-24 30		
MONSANTO CO NEW	FIFO	4,000	Jan 05, 10	Apr 13, 10	270 58	339 95	-69 37		
NETFLIX COM INC	FIFO	7,000	Apr 07, 10	Nov 30, 10	1,434 73	573 57		861 16	
	FIFO	7,000	Apr 07, 10	Sep 23, 10	1,116 74	573 57		543 17	
	FIFO	4,000	Apr 06, 10	Aug 12, 10	524 02	334 58		189 44	
	FIFO	4,000	Apr 07, 10	Aug 12, 10	524 02	327 75		196 27	
	FIFO	4,000	Apr 06, 10	Jun 15, 10	491 68	334 58		157 10	
ROCKWELL COLLINS INC	FIFO	48,000	Apr 22, 10	Nov 19, 10	2,670 90	3,241 67	-570 77		
	FIFO	17,000	Jul 14, 10	Nov 19, 10	945 95	962 49	-16 54		
Total					\$18,653.48	\$14,899.32	-\$1,031.01	\$4,785.17	\$3,754.16

Long-term capital gains and losses

Security description	Method	Quantity or face value (\$)	Purchase date	Sale date	Sale amount (\$)	Purchase amount (\$)	Loss (\$)	Gain (\$)	Net gain or loss (\$)
ACTIVISION BLIZZARD INC	FIFO	110,000	Jul 11, 08	Apr 19, 10	1,273 95	1,789 15	-515 20		
	FIFO	90,000	Aug 26, 08	Apr 19, 10	1,042 33	1,474 36	-432 03		
	FIFO	90,000	Oct 15, 08	Apr 19, 10	1,042 33	1,165 27	-122 94		
	FIFO	104,000	Jul 11, 08	Apr 06, 10	1,258 61	1,691 56	-432 95		
APPLE INC	FIFO	5,000	Oct 11, 05	Aug 20, 10	1,251 83	255 83		996 00	

continued next page



ACCESS

Account name: B HOLMAN FOUNDATION
Account number: TX 62888 HP

Your Financial Advisor:
NASH/KACINSKI/GRAYSON
214-220-0400/888-430-5579

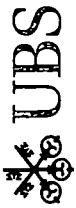
Realized gains and losses (continued)

Long-term capital gains and losses (continued)

Security description	Method	Quantity or face value (\$)	Purchase date	Sale date	Sale amount (\$)	Purchase amount (\$)	Loss (\$)	Gain (\$)	Net gain or loss (\$)
AthenaHealth Inc	FIFO	10 000	Mar 09, 09	Jul 23, 10	262 08	266 30	-4 22		
	FIFO	14 000	Feb 23, 09	Jul 15, 10	340 54	482 83	-142 29		
	FIFO	15 000	Mar 09, 09	Jul 15, 10	364 87	399 45	-34 58		
	FIFO	32 000	Feb 23, 09	Jul 06, 10	773 39	1,103 60	-330 21		
CELIGENE CORP	FIFO	35 000	Mar 31, 05	Jul 06, 10	1,758 01	595 86		1,162 15	
COGNIZANT TECH SOLUTIONS CRP	FIFO	39 000	Nov 12, 07	Mar 08, 10	1,951 82	1,208 69		743 13	
	FIFO	32 000	Nov 12, 07	Jan 25, 10	1,449 36	991 75		457 61	
F5 NETWORKS INC	FIFO	12 000	Oct 16, 09	Dec 15, 10	1,573 37	512 40		1,060 97	
GILEAD SCIENCES INC	FIFO	63 000	Feb 14, 07	Jul 28, 10	2,103 74	2,249 18	-145 44		
	FIFO	40 000	Jul 13, 07	Jul 28, 10	1,335 71	1,583 81	-248 10		
	FIFO	2 000	May 19, 08	Jul 28, 10	66 79	106 16	-39 37		
	FIFO	7 000	Oct 05, 06	Apr 06, 10	319 72	228 81		90 91	
	FIFO	7 000	Feb 14, 07	Apr 06, 10	319 72	249 91		69 81	
	FIFO	46 000	Oct 05, 06	Jan 25, 10	2,116 42	1,503 59		612 83	
GOLDMAN SACHS GROUP INC	FIFO	5 000	Dec 19, 07	Apr 19, 10	794 42	1,017 29	-222 87		
	FIFO	20 000	Sep 19, 08	Apr 19, 10	3,177 70	2,676 37		501 33	
GOOGLE INC CL A	FIFO	2 000	Oct 06, 05	Aug 20, 10	935 31	628 13		307 18	
JUNIPER NETWORKS INC	FIFO	2 000	Sep 06, 07	Apr 06, 10	63 21	69 94	-6 73		
LOWES COMPANIES INC	FIFO	31 000	Apr 02, 09	Nov 15, 10	682 00	611 62		70 38	
	FIFO	26 000	Apr 28, 09	Nov 15, 10	572 00	545 55		26 45	
	FIFO	34 000	Sep 03, 09	Nov 15, 10	748 00	718 46		29 54	
	FIFO	34 000	Nov 11, 09	Nov 15, 10	748 00	721 12		26 88	
	FIFO	79 000	Apr 02, 09	Aug 11, 10	1,569 52	1,558 65		10 87	
MASTERCARD INC CL A	FIFO	9 000	Jun 03, 08	Dec 20, 10	2,008 03	2,773 41	-765 38		
	FIFO	12 000	Sep 19, 08	Dec 20, 10	2,677 38	2,760 52	-83 14		
	FIFO	6 000	Jun 03, 08	Aug 20, 10	1,236 59	1,848 94	-612 35		
MICROSOFT CORP	FIFO	66 000	Jul 14, 09	Dec 20, 10	1,838 49	1,515 55		322 94	
	FIFO	48 000	Jul 14, 09	Sep 24, 10	1,188 45	1,102 22		86 23	
MONSANTO CO NEW	FIFO	12 000	Dec 09, 04	Apr 13, 10	811 74	296 46		515 28	
	FIFO	20 000	Dec 10, 04	Apr 13, 10	1,352 91	499 93		852 98	



continued next page



Account name: B HOLMAN FOUNDATION
 Account number: TX 62888 HP

87

Realized gains and losses (continued)

Long-term capital gains and losses (continued)

Security description	Method	Quantity or face value (\$)	Purchase date	Sale date	Sale amount (\$)	Purchase amount (\$)	Loss (\$)	Gain (\$)	Net gain or loss (\$)
POTASH CORP SASK INC									
CANADA CAD	FIFO	13 000	Dec 11, 08	Aug 25, 10	1,895 24	857 51		1,037 73	
	FIFO	5 000	Apr 28, 09	Aug 25, 10	728 94	411 82		317 12	
	FIFO	7 000	May 26, 09	Aug 25, 10	1,020 52	819 37		201 15	
	FIFO	10 000	Dec 11, 08	Aug 23, 10	1,503 87	659 62		844 25	
QUALCOMM INC	FIFO	28 000	Dec 21, 06	Jan 19, 10	1,383.53	1,072 28		311 25	
SCHWAB CHARLES CORP NEW	FIFO	58 000	Dec 17, 08	Apr 19, 10	1,098 65	966 01		132 64	
TEVA PHARMACEUTICALS IND									
LTD ISRAEL ADR	FIFO	10 000	Oct 21, 08	Dec 15, 10	521 77	412 26		109 51	
	FIFO	34 000	Oct 28, 08	Dec 15, 10	1,774 03	1,312 00		462 03	
	FIFO	7 000	May 26, 09	Dec 15, 10	365 24	325 33		39 91	
	FIFO	25 000	Jun 17, 09	Dec 15, 10	1,304 43	1,208 43		96 00	
	FIFO	50 000	Oct 21, 08	Jul 28, 10	2,421 21	2,061 30		359 91	
UNION PACIFIC CORP	FIFO	9 000	Dec 17, 08	Oct 19, 10	760 35	439 85		320 50	
Total					\$55,786.12	\$47,748.45	-\$4,137.80	\$12,175.47	\$8,037.67
Net capital gains/losses:									\$11,791.83

L



UBS Financial Services Inc
100 CRESCENT COURT
SUITE 600
DALLAS TX 75201-1842

APZ3000324381 1210 TX 1

2010 Year End Summary

Duplicate statement for the account of:

B HOLMAN FOUNDATION
ATTN DOLORES MILLER PRES
4708 RAVENDALE DR
RICHARDSON TX 75082-3835
Account number TX 62889 HP

Your Financial Advisor:

NASH/KACINSKI/GRAYSON
Phone 214-220-0400/888-430-5579

00024026 02 AT 0.482 02 TR 00125 B301B013 0000000 edg
MICHAEL MARGERS
10000 N CENTRAL EXPRESSWAY
SUITE 1400
DALLAS TX 75231-2319



Summary of gains and losses

	Amount (\$)
Short term	12,269 93
Long term	10,725 46
Total	\$22,995.39





Account name: B HOLMAN FOUNDATION
 Account number: TX 62889 HP

Realized gains and losses

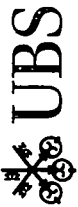
Estimated 2010 gains and losses for transactions with trade dates through 12/31/10 have been incorporated into this statement. To calculate gains and losses, we liquidate the oldest security lot first. This is known as the first-in, first-out or FIFO accounting method. We use this method unless you specified which tax lot to close when you placed your order. This is known as a versus purchases or VSP order. See important information about your statement on the last page of this statement for more information.

We may not adjust gains and losses for all capital changes. Cost basis for coupon tax-exempt municipal securities, include securities subject to AMT, has been adjusted for mandatory amortization of bond premium. Estimates in the Unclassified section can not be classified as short term or long term because information is missing, or the product is one in which the gain/loss calculation is not provided.

Short-term capital gains and losses

Security description	Method	Quantity or face value (\$)	Purchase date	Sale date	Sale amount (\$)	Purchase amount (\$)	Loss (\$)	Gain (\$)	Net gain or loss (\$)
ACTUANT CORP NTS CONV 02.000% 111523 DTD111003									
FC051504 B/E Original cost basis \$2,030.87	FIFO	2,000,000	Nov 02, 09	Mar 09, 10	2,145.00	2,094.77		50.23	
ALLEGHENY TECHNOLOGY INC 04.250% 060114 DTD060209									
FC120109 NTS CONV Original cost basis \$2,724.14	FIFO	3,000,000	Jun 15, 09	Mar 09, 10	4,220.63	3,536.11		684.52	
AMGEN INC NTS CONV 00.375% 020113 DTD080106									
FC020107 Original cost basis \$1,749.66	FIFO	2,000,000	Dec 10, 09	Mar 08, 10	2,013.75	2,018.75	-5.00		
BECKMAN COULTER INC NTS 02.500% 121536 DTD121506									
FC061507 CONV B/E Original cost basis \$2,240.00	FIFO	2,000,000	Mar 18, 09	Mar 09, 10	2,312.50	1,818.47		494.03	
CHARLES RIVER LABS CONV 02.250% 061513 DTD061206									
FC121506 B/E Original cost basis \$2,724.14	FIFO	2,000,000	Sep 02, 09	Mar 09, 10	2,312.50	2,276.11		36.39	
CHESAPEAKE ENERGY CORP 02.500% 051537 DTD051507									
FC111507 CONV Original cost basis \$1,446.41	FIFO	2,000,000	Jun 04, 09	Jan 05, 10	1,940.00	1,834.46		105.54	
DST SYSTEMS INC STEP CPN 00.000% 081523 DTD100609									
FC021510 CONV B/E Original cost basis \$2,724.14	FIFO	3,000,000	Sep 16, 09	Mar 09, 10	2,615.63	2,794.91	-179.28		
FC021510 CONV B/E Original cost basis \$2,724.14	FIFO	6,000,000	Oct 01, 09	Mar 09, 10	6,135.00	6,546.00	-411.00		

continued next page



Investment Account

Account name:
Account number:

B HOLMAN FOUNDATION
TX 62889 HP

Your Financial Advisor:
NASH/KACINSKI/GRAYSON
214-220-0400/888-430-5579

Realized gains and losses (continued)

Short-term capital gains and losses (continued)

Security description	Method	Quantity or face value (\$)	Purchase date	Sale date	Sale amount (\$)	Purchase amount (\$)	Loss (\$)	Gain (\$)	Net gain or loss (\$)
INVITROGEN INC NTS CONV									
01 500% 021524 DTD081504									
FC021505 B/E	FIFO	2,000 000	Aug 06, 09	Mar 09, 10	2,357 91	2,221 33		136 58	
Original cost basis \$2,140 34									
Original cost basis \$2,254 49	FIFO	2,000 000	Dec 09, 09	Mar 09, 10	2,357 91	2,288 48		69 43	
LINEAR TECHNOLOGY CORP									
03 000% 050127 DTD042407									
FC110107 CONV B/E	FIFO	2,000 000	Sep 29, 09	Mar 09, 10	1,910 00	1,962 22	-52 22		
Original cost basis \$1,920 20									
MAXTOR CORP NTS CONV									
02 375% 081512 DTD081505									
FC021506	FIFO	2,000 000	Sep 25, 09	Mar 09, 10	2,493 75	2,144 07		349 68	
MEDTRONIC INC NTS CONV									
01 625% 041513 DTD041806									
FC101506	FIFO	2,000 000	Dec 16, 09	Mar 08, 10	2,098 75	2,091 08		7 67	
MICRON TECHNOLOGY INC									
01 875% 060114 DTD052307									
FC120107 CONV B/E	FIFO	2,000 000	Jan 21, 10	Mar 09, 10	1,852 60	1,874 86	-22 26		
MYLAN INC CONV B/E									
01 250% 031512 DTD030707									
FC091507	FIFO	2,000,000	Oct 12, 09	Mar 09, 10	2,157.50	1,997.50		160.00	
NAVISTAR INTL CORP NEW									
03 000% 101514 DTD102809									
FC041510 CONV B/E	FIFO	2,000 000	Jan 05, 10	Mar 09, 10	2,237 50	2,116 88		120 62	
NETAPP INC NTS CONV B/E									
01 750% 060113 DTD061008									
FC120108	FIFO	4,000 000	Jul 15, 09	Mar 09, 10	4,767 50	3,794 34		973 16	
ON SEMICONDUCTOR CORP									
02 625% 121526 DTD121506									
FC061507 NTS CONV	FIFO	2,000 000	Jul 07, 09	Mar 09, 10	2,093 75	1,773 42		320 33	
PLACER DOME INC NTS CONV									
02 750% 101523 DTD101003									
FC041504	FIFO	1,000 000	Jun 22, 09	Feb 22, 10	1,585 69	1,369 07		216 62	

continued next page





Account name: B HOLMAN FOUNDATION
 Account number: TX 62889 HP

Realized gains and losses (continued)

Short-term capital gains and losses (continued)

Security description	Method	Quantity or face value (\$)	Purchase date	Sale date	Sale amount (\$)	Purchase amount (\$)	Loss (\$)	Gain (\$)	Net gain or loss (\$)
SCHLUMBERGER LTD B/E									
02 125% 060123 DTD060903									
FC120103	FIFO	1,000,000	Jun 16, 09	Mar 09, 10	1,605.50	1,554.50		51.00	
TECH DATA CORP CONV									
02 750% 121526 DTD122006									
FC061507	FIFO	4,000,000	Dec 07, 09	Mar 09, 10	4,200.00	4,282.00	-82.00		
Original cost basis \$4,230.50									
TRANSOCEAN SEDCO FOREX									
01 500% 121537 DTD121107									
FC061508 NTS CONV	FIFO	2,000,000	Jun 09, 09	Mar 05, 10	1,920.00	1,767.50		152.50	
	FIFO	2,000,000	Jun 16, 09	Mar 05, 10	1,920.00	1,768.00		152.00	
VERISIGN INC NTS CONV									
03 250% 081537 DTD082007									
FC021508	FIFO	2,000,000	May 12, 09	Mar 09, 10	1,848.75	1,764.65		84.10	
Original cost basis \$1,663.30									
AFFILIATED MANAGERS GROUP									
	FIFO	15,000	Jan 28, 10	Mar 05, 10	1,165.33	948.95		216.38	
	FIFO	55,000	Jun 18, 09	Mar 05, 10	1,097.78	719.35		378.43	
ANGLO AMERN PLC NEW ADR	FIFO	85,000	Jun 18, 09	Jan 27, 10	1,622.03	1,111.72		510.31	
APACHE CORP	FIFO	25,000	Jul 20, 09	Mar 05, 10	2,648.71	1,921.04		727.67	
BLACKROCK INC	FIFO	5,000	Mar 18, 09	Mar 05, 10	1,084.99	561.15		523.84	
CARNIVAL CORP NEW (PAIRED STOCK)	FIFO	50,000	Apr 14, 09	Mar 05, 10	1,818.97	1,267.80		551.17	
DEVON ENERGY CORP NEW	FIFO	30,000	Nov 19, 09	Mar 05, 10	2,100.57	2,083.73		16.84	
	FIFO	20,000	Dec 17, 09	Mar 05, 10	1,400.38	1,379.88		20.50	
EATON CORP	FIFO	10,000	Jan 07, 10	Mar 05, 10	700.19	756.13	-55.94		
ENSCO INTL LTD SPON ADR	FIFO	35,000	Nov 19, 09	Mar 05, 10	2,537.46	2,194.71		342.75	
HALLBURTON CO (HOLDING COMPANY)	FIFO	25,000	May 14, 09	Mar 05, 10	1,143.48	1,054.38		89.10	
JPMORGAN CHASE & CO	FIFO	65,000	Nov 20, 09	Feb 09, 10	1,914.57	1,943.79	-29.22		
L-3 COMMUNICATIONS HOLDINGS CORP	FIFO	50,000	Feb 23, 10	Mar 05, 10	2,113.97	2,033.60		80.37	
	FIFO	30,000	Jul 16, 09	Mar 05, 10	2,781.86	2,112.35		669.51	

continued next page

55



Investment Account

Account name: B HOLMAN FOUNDATION
Account number: TX 62889 HP

Your Financial Advisor:
NASH/KACINSKI/GRAYSON
214-220-0400/888-430-5579

Realized gains and losses (continued)
Short-term capital gains and losses (continued)

Security description	Method	Quantity or face value (\$)	Purchase date	Sale date	Sale amount (\$)	Purchase amount (\$)	Loss (\$)	Gain (\$)	Net gain or loss (\$)
MEDTRONIC INC	FIFO	25 000	Jan 28, 10	Mar 05, 10	1,124 98	1,078 87		46 11	
NOBLE ENERGY INC	FIFO	10 000	Jun 10, 09	Mar 05, 10	729 39	665 43		63 96	
	FIFO	20 000	Jul 13, 09	Mar 05, 10	1,458 78	1,065 74		393 04	
	FIFO	20 000	Jun 10, 09	Jan 06, 10	1,501 51	1,330 87		170 64	
PARKER HANNIFIN CORP	FIFO	20 000	Feb 09, 10	Mar 05, 10	1,251 58	1,109 11		142 47	
STRYKER CORP	FIFO	20 000	Feb 09, 10	Mar 05, 10	1,085 38	1,037 22		48 16	
SUNCOR ENERGY INC NEW CAD	FIFO	55 000	Jun 16, 09	Feb 16, 10	1,651 35	1,864 06	-212 71		
AFFILIATED MANAGERS GROU CONV PREFERRED	FIFO	30 000	Jan 27, 10	Mar 05, 10	1,203 73	1,196 26		7 47	
Original cost basis \$1,191 30									
FREEMPORT-MCMORAN COPPER	FIFO	20 000	Jul 23, 09	Mar 05, 10	2,237 37	1,842 93		394 44	
6 750% DUE 05/01/10	FIFO	15 000	Dec 03, 09	Mar 05, 10	1,678 03	1,806 60	-128 57		
**EXCHANGE EFF 04/2010*	FIFO	5 000	Dec 09, 09	Mar 05, 10	559 34	553 50		5 84	
MYLAN INC	FIFO	2 000	Mar 24, 09	Mar 05, 10	2,563 28	1,752 54		810 74	
6 500%									
DUE 11/15/10									
REINSURANCE GROUP OF AMER INC (PIERS) UNITS	FIFO	40 000	Jun 30, 09	Mar 05, 10	2,567 16	1,895 60		671 56	
DUE 12/15/50 CVPR 5 75%									
Original cost basis \$1,895 40									
VALE CAP II CONV SER	FIFO	35 000	Jul 08, 09	Mar 05, 10	2,996 66	1,786 10		1,210 56	
VALE 6 750% PREFERRED									
VALE CAP II VALEP 6 75%1									
6 750%									
DUE 06/15/12									
WELLS FARGO & CO NEW CONV SER L CL A 7 500%	FIFO	20 000	Aug 26, 09	Mar 05, 10	1,715 57	1,259 92		455 65	
PFD PAR VALUE-1000 00USD	FIFO	10 000	Aug 26, 09	Jan 27, 10	761 44	629 96		131 48	
	FIFO	3 000	Aug 17, 09	Mar 05, 10	2,882 21	2,490 00		392 21	
Total					\$114,943.92	\$102,673.99	-\$1,178.20	\$13,448.13	\$12,269.93






Account name: B HOLMAN FOUNDATION
 Account number: TX 62889 HP

Realized gains and losses (continued)
Long-term capital gains and losses

Security description	Method	Quantity or face value (\$)	Purchase date	Sale date	Sale amount (\$)	Purchase amount (\$)	Loss (\$)	Gain (\$)	Net gain or loss (\$)
ALLIANT TECHSYSTEMS INC 02 750% 091511 DTD030807 FC031507 NTS CONV	FIFO	4,000 000	Mar 19, 07	Mar 09, 10	4,120 00	4,375 00	-255 00		
ANIXTER INTL INC CONV 01 000% 021513 DTD021607 FC081507	FIFO	1,000 000	Jul 29, 08	Mar 09, 10	943 00	1,224 73	-281 73		
	FIFO	1,000 000	Aug 15, 08	Mar 09, 10	943 00	1,230 00	-287 00		
ARCHER DANIELS MIDLAND 00 875% 021514 DTD022207 FC081507 CONV	FIFO	4,000 000	Nov 16, 07	Mar 09, 10	4,050 00	4,267 33	-217 33		
BEST BUY CO INC REG D 02 250% 011522 DTD011502 FC071502 CONV B/E	FIFO	4,000 000	Oct 16, 08	Mar 09, 10	4,310 00	3,574 98		735 02	
Original cost basis: \$3,011 16									
CACI INTL INC NTS CONV 02 125% 050114 DTD051607 FC110107 B/E	FIFO	2,000 000	Nov 18, 08	Mar 08, 10	2,188 75	1,756 34		432 41	
CAMERON INTL CORP CONV 02 500% 061526 DTD081406 FC121506	FIFO	2,000 000	Feb 12, 09	Mar 09, 10	2,715 00	2,035 34		679 66	
CARNIVAL CORP YANKEE 02 000% 041521 DTD042501 FC101501 CONV B/E	FIFO	2,000 000	Dec 15, 06	Mar 09, 10	2,110 00	2,509 24	-399 24		
	FIFO	2,000 000	Dec 15, 06	Jan 06, 10	2,085 00	2,509 24	-424 24		
EMC CORP MASS CONV 01 750% 120113 DTD020207 FC060107	FIFO	7,000 000	Feb 03, 09	Mar 05, 10	8,758 75	6,743 80		2,014 95	
FISHER SCIENTIFIC INTL 03 250% 030124 DTD030304 FC090104 CONV B/E	FIFO	4,000 000	Feb 20, 04	Mar 09, 10	5,320 00	4,135 73		1,184 27	
HEALTH CARE RET INC NTS 04 750% 071527 DTD072007 FC011508 CONV	FIFO	4,000 000	Jun 26, 08	Mar 11, 10	4,480 00	4,229 44		250 56	
	FIFO	2,000 000	Sep 04, 08	Mar 11, 10	2,240 00	2,179 10		60 90	

continued next page



Investment Account

Account name:
Account number:

B HOLMAN FOUNDATION
TX 62889 HP

Your Financial Advisor:
NASH/KACINSKI/GRAYSON
214-220-0400/888-430-5579

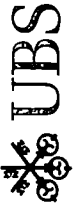
Realized gains and losses (continued)

Long-term capital gains and losses (continued)

Security description	Method	Quantity or face value (\$)	Purchase date	Sale date	Sale amount (\$)	Purchase amount (\$)	Loss (\$)	Gain (\$)	Net gain or loss (\$)
INTEL CORP CONV									
02 950% 121535 DTD061505									
FC061506									
Original cost basis \$951 26	FIFO	1,000 000	Apr 25, 07	Mar 05, 10	957 50	1,004 11	-46 61		
Original cost basis \$2,757 00	FIFO	3,000 000	Apr 25, 07	Mar 05, 10	2,872 50	3,110 87	-238 37		
Original cost basis \$2,067 02	FIFO	2,000 000	Oct 09, 07	Mar 05, 10	1,915 00	2,268 59	-353 59		
L-3 COMMS CORP CONV B/E									
03 000% 080135 DTD072905									
FC020106									
Original cost basis \$1,959 61	FIFO	2,000 000	Oct 15, 08	Mar 09, 10	2,111 25	2,076 34		34 91	
MEDTRONIC INC NTS CONV									
01 625% 041513 DTD041806									
FC101506									
Original cost basis \$2,105 00	FIFO	2,000 000	Apr 28, 08	Mar 08, 10	2,098 75	2,105 00	-6 25		
MOLSON COORS BREWING CO									
02 500% 073013 DTD061507									
FC073007 NTS CONV									
Original cost basis \$3,111 27	FIFO	3,000 000	Jul 24, 07	Mar 09, 10	3,285 00	3,111 27		173 73	
NEWMONT MINING CORP NTS									
01 625% 071517 DTD071707									
FC011508 CONV B/E									
Original cost basis \$1,432 88	FIFO	4,000 000	Dec 11, 08	Mar 09, 10	5,250 00	3,817 12		1,432 88	
Original cost basis \$219 51	FIFO	1,000 000	Feb 13, 09	Mar 09, 10	1,312 50	1,092 99		219 51	
SYBASE INC NTS CONV									
01 750% 022225 DTD022205									
FC082205									
Original cost basis \$2,432 45	FIFO	2,000 000	Jan 28, 08	Feb 03, 10	3,304 24	2,432 45		871 79	
SYMANTEC CORP									
01 000% 061513 DTD061606									
FC121506 CONV SR UNSECD									
Original cost basis \$17 50	FIFO	2,000 000	Mar 27, 08	Mar 09, 10	2,170 00	2,187 50	-17 50		
Original cost basis \$29 41	FIFO	2,000 000	Apr 04, 08	Mar 09, 10	2,170 00	2,199 41	-29 41		
Original cost basis \$159 00	FIFO	2,000 000	May 02, 08	Mar 09, 10	2,170 00	2,329 00	-159 00		
Original cost basis \$122 17	FIFO	1,000 000	Feb 11, 09	Mar 09, 10	1,085 00	962 83		122 17	
TEVA PHARMACEUT FIN BV									
01 750% 020126 DTD013106									
FC080106 CONV									
Original cost basis \$542 26	FIFO	2,000 000	Jul 10, 07	Mar 09, 10	2,565 00	2,022 74		542 26	
Original cost basis \$351 00	FIFO	2,000 000	Jun 19, 08	Mar 09, 10	2,565 00	2,214 00		351 00	

continued next page





Account name: B HOLMAN FOUNDATION
Account number: TX 62889 HP

Realized gains and losses (continued)
Long-term capital gains and losses (continued)

Security description	Method	Quantity or face value (\$)	Purchase date	Sale date	Sale amount (\$)	Purchase amount (\$)	Loss (\$)	Gain (\$)	Net gain or loss (\$)
TEVA PHARMACEUTICALS FIN									
00 250% 020124 DTD012704	FIFO	1,000 000	Apr 13, 04	Mar 09, 10	1,771 25	1,036 81		734 44	
FC080104 CONV	FIFO	1,000 000	Jun 18, 04	Mar 09, 10	1,771 25	1,078 59		692 66	
DANAHER CORP SR NOTES									
00 000% 012221 DTD031601	FIFO	4,000 000	Sep 21, 06	Mar 09, 10	4,520 00	3,972 27		547 73	
FC012221 CONV ZERO CPN	FIFO	2,000 000	Jul 21, 08	Mar 09, 10	2,260 00	2,384 53	-124 53		
Original cost basis: \$3,964 84									
Original cost basis: \$2,384 53									
ALCON INC CHF	FIFO	15 000	Jul 12, 07	Mar 05, 10	2,456 21	2,152 43		303 78	
AMAZON COM INC	FIFO	15 000	Jan 06, 09	Mar 05, 10	1,931 07	836 30		1,094 77	
BLACKROCK INC	FIFO	5 000	Sep 15, 08	Mar 05, 10	1,084 99	1,044 24		40 75	
CISCO SYSTEMS INC	FIFO	35 000	Sep 11, 06	Mar 05, 10	874 64	757 86		116 78	
EBAY INC	FIFO	60 000	Jan 12, 07	Mar 05, 10	1,499 37	1,721 37	-222 00		
ENSCO INTL LTD SPON ADR	FIFO	75 000	Jun 05, 08	Mar 05, 10	1,784 97	2,252 25	-467 28		
NOBLE CORP CHF	FIFO	30 000	Jan 23, 09	Mar 05, 10	1,372 18	1,265 25		106 93	
TRANSOCEAN LTD CHF	FIFO	35 000	May 13, 08	Mar 05, 10	1,543 83	2,152 99	-609 16		
UNTD TECHNOLOGIES CORP	FIFO	25 000	Jan 27, 09	Mar 05, 10	1,102 73	677 92		424 81	
ARCHER DANIELS MIDLAND	FIFO	30 000	Dec 18, 08	Mar 05, 10	2,519 66	1,598 27		921 39	
CONV 6 250% PREFERRED	FIFO	10 000	Feb 05, 08	Mar 05, 10	707 99	724 42	-16 43		
BANK OF AMERICA CORPORAT	FIFO	20 000	Sep 15, 08	Mar 05, 10	1,415 98	1,265 71		150 27	
CONV SER L 7.250%	FIFO	50 000	Nov 18, 08	Mar 05, 10	2,096 97	1,651 50		445 47	
PREFERRED CLBL PAR VALUE	FIFO	3 000	Feb 14, 08	Mar 05, 10	2,765 96	3,312 51	-546 55		
BUNGE LIMITED	FIFO	1 000	Apr 02, 08	Mar 05, 10	921 99	1,077 67	-155 68		
CONVERTIBLE	FIFO	30 000	Dec 19, 08	Mar 08, 10	2,713 09	1,816 53		896 56	
4 875% PREFERRED	FIFO								
Total					\$117,209.37	\$106,483.91	-\$4,856.90	\$15,582.36	\$10,725.46
Net capital gains/losses:									\$22,995.39

5

2010 Year End Summary

UBS Financial Services Inc
100 CRESCENT COURT
SUITE 600
DALLAS TX 75201-1842

APZ3000324411 1210 TX 1



Duplicate statement for the account of:

B HOLMAN FOUNDATION
ATTN DOLORES MILLER PRES
4708 RAVENDALE DR
RICHARDSON TX 75082-3835
Account number TX 62890 HP

MICHAEL MAGERS
10000 N CENTRAL EXPWY
SUITE 1400
DALLAS TX 75231-2319

Your Financial Advisor:

NASH/KACINSKI/GRAYSON
Phone 214-220-0400/888-430-5579

Summary of gains and losses

Long term Amount (\$)
-69,595 51

Realized gains and losses

Estimated 2010 gains and losses for transactions with trade dates through 12/31/10 have been incorporated into this statement. To calculate gains and losses, we liquidate the oldest security lot first. This is known as the first-in, first-out or FIFO accounting method. We use this method unless you specified which tax lot to close when you placed your order. This is known as a versus purchases or VSP order. See important information about your statement on the last page of this statement for more information.

We may not adjust gains and losses for all capital changes. Cost basis for coupon tax-exempt municipal securities, include securities subject to AMT, has been adjusted for mandatory amortization of bond premium. Estimates in the Unclassified section can not be classified as short term or long term because information is missing, or the product is one in which the gain/loss calculation is not provided.

Long-term capital gains and losses

Security description	Method	Quantity or face value (\$)	Purchase date	Sale date	Purchase amount (\$)	Sale amount (\$)	Loss (\$)	Gain (\$)	Net gain or loss (\$)
PSEG PWR LLC INTERNOTES									
06 000% 011513 DTD012909	FIFO	50,000 000	Jan 23, 09	Apr 21, 10	50,000 00	50,000 00			
FC071509 MED TERM NTS	FIFO	200 000	Nov 20, 03	Mar 24, 10	8,755 34	7,069 58		1,685 76	
JPMORGAN CHASE & CO	FIFO	400 000	Nov 20, 03	Mar 24, 10	8,449 76	8,096 27		353 49	
LEGGETT & PLATT INC	FIFO	500 000	Dec 05, 03	Mar 24, 10	10,562 19	10,449 51		112 68	

continued next page



Member SIPC

00006437 00016057

APZ30001000324411 PZ3000034826 00002 1210 000000000 1 TX HP



Account name: B HOLMAN FOUNDATION
 Account number: TX 62890 HP

85

Realized gains and losses (continued)

Long-term capital gains and losses (continued)

Security description	Method	Quantity or face value (\$)	Purchase date	Sale date	Sale amount (\$)	Purchase amount (\$)	Loss (\$)	Gain (\$)	Net gain or loss (\$)
DWS RREEF REAL ESTATE FUND II	LIFO	1,700,000	Aug 26, 03	Jun 23, 10	1,949,900	25,500,000	-23,550,100		
	LIFO	1,500,000	Apr 06, 06	Jun 23, 10	1,720,500	26,069,050	-24,348,550		
	LIFO	1,400,000	Apr 07, 06	Jun 23, 10	1,605,800	24,156,820	-22,551,020		
AMERICAN FUNDS GROWTH FUND OF AMERICA CLASS F	FIFO	96,254	Apr 17, 06	Oct 22, 10	2,763,450	3,094,570	-331,120		
	FIFO	92,484	Apr 17, 06	Jul 23, 10	2,462,850	2,973,360	-510,510		
	FIFO	35,430	Apr 17, 06	Apr 23, 10	1,033,140	1,139,070	-105,930		
LORD ABBETT AFFILIATED FUND CL A	FIFO	80,692	Apr 17, 06	Mar 04, 10	840,000	1,190,210	-350,210		
Total					\$90,142.93	\$159,738.44	-\$71,747.44	\$2,151.93	-\$69,595.51
Net capital gains/losses:									-\$69,595.51

Application for Extension of Time To File an Exempt Organization Return

OMB No 1545-1709

▶ File a separate application for each return.

- If you are filing for an Automatic 3-Month Extension, complete only Part I and check this box
 - If you are filing for an Additional (Not Automatic) 3-Month Extension, complete only Part II (on page 2 of this form).
- Do not complete Part II unless you have already been granted an automatic 3-month extension on a previously filed Form 8868*

Part I Automatic 3-Month Extension of Time. Only submit original (no copies needed)

A corporation required to file Form 990-T and requesting an automatic 6-month extension—check this box and complete Part I only

All other corporations (including 1120-C filers), partnerships, REMICs, and trusts must use Form 7004 to request an extension of time to file income tax returns

Electronic Filing (e-file). Generally, you can electronically file Form 8868 if you want a 3-month automatic extension of time to file one of the returns noted below (6 months for a corporation required to file Form 990-T). However, you cannot file Form 8868 electronically if (1) you want the additional (not automatic) 3-month extension or (2) you file Forms 990-BL, 6069, or 8870, group returns, or a composite or consolidated Form 990-T. Instead, you must submit the fully completed and signed page 2 (Part II) of Form 8868. For more details on the electronic filing of this form, visit www.irs.gov/efile and click on e-file for Charities & Nonprofits.

Type or print	Name of Exempt Organization The B. Holman Foundation	Employer identification number 75 2910322
File by the due date for filing your return. See instructions.	Number, street, and room or suite no. If a P.O. box, see instructions 10000 N. Central Expy., Suite 1400	
	City, town or post office, state, and ZIP code. For a foreign address, see instructions Dallas, TX 75231	

Check type of return to be filed (file a separate application for each return):

- | | | |
|---|--|------------------------------------|
| <input type="checkbox"/> Form 990 | <input type="checkbox"/> Form 990-T (corporation) | <input type="checkbox"/> Form 4720 |
| <input type="checkbox"/> Form 990-BL | <input type="checkbox"/> Form 990-T (sec 401(a) or 408(a) trust) | <input type="checkbox"/> Form 5227 |
| <input type="checkbox"/> Form 990-EZ | <input type="checkbox"/> Form 990-T (trust other than above) | <input type="checkbox"/> Form 6069 |
| <input checked="" type="checkbox"/> Form 990-PF | <input type="checkbox"/> Form 1041-A | <input type="checkbox"/> Form 8870 |

• The books are in the care of ▶

Telephone No. ▶ (.....) FAX No. ▶ (.....)

- If the organization does not have an office or place of business in the United States, check this box
- If this is for a Group Return, enter the organization's four digit Group Exemption Number (GEN) If this is for the whole group, check this box . If it is for part of the group, check this box and attach a list with the names and EINs of all members the extension will cover.

1 I request an automatic 3-month (6 months for a corporation required to file Form 990-T) extension of time until August 15, 2011, to file the exempt organization return for the organization named above. The extension is for the organization's return for:

- ▶ calendar year 2010 or
- ▶ tax year beginning, 20....., and ending, 20.....

2 If this tax year is for less than 12 months, check reason Initial return Final return Change in accounting period

3a If this application is for Form 990-BL, 990-PF, 990-T, 4720, or 6069, enter the tentative tax, less any nonrefundable credits. See instructions.	3a	\$ 1,240.
3b If this application is for Form 990-PF or 990-T, enter any refundable credits and estimated tax payments made. Include any prior year overpayment allowed as a credit.	3b	\$ 1,240.
3c Balance Due. Subtract line 3b from line 3a. Include your payment with this form, or, if required, deposit with FTD coupon or, if required, by using EFTPS (Electronic Federal Tax Payment System). See instructions.	3c	\$ -0-

Caution. If you are going to make an electronic fund withdrawal with this Form 8868, see Form 8453-EO and Form 8879-EO for payment instructions

- If you are filing for an Additional (Not Automatic) 3-Month Extension, complete only Part II and check this box **Note.** Only complete Part II if you have already been granted an automatic 3-month extension on a previously filed Form 8868.
- If you are filing for an Automatic 3-Month Extension, complete only Part I (on page 1)

Part II Additional (Not Automatic) 3-Month Extension of Time. Only file the original (no copies needed)

Type or print File by the extended due date for filing the return See instructions	Name of Exempt Organization The B. Holman Foundation	Employer identification number 75 : 2910322
	Number, street, and room or suite no. If a P O box, see instructions 10,000 N. Central Expy., Suite 1400	For IRS use only
	City, town or post office, state, and ZIP code For a foreign address, see instructions Dallas, TX 75231	

Check type of return to be filed (File a separate application for each return)

- | | | | |
|--------------------------------------|--|--------------------------------------|------------------------------------|
| <input type="checkbox"/> Form 990 | <input checked="" type="checkbox"/> Form 990-PF | <input type="checkbox"/> Form 1041-A | <input type="checkbox"/> Form 6069 |
| <input type="checkbox"/> Form 990-BL | <input type="checkbox"/> Form 990-T (sec 401(a) or 408(a) trust) | <input type="checkbox"/> Form 4720 | <input type="checkbox"/> Form 8870 |
| <input type="checkbox"/> Form 990-EZ | <input type="checkbox"/> Form 990-T (trust other than above) | <input type="checkbox"/> Form 5227 | |

STOP! Do not complete Part II if you were not already granted an automatic 3-month extension on a previously filed Form 8868.

- The books are in the care of ▶ _____
Telephone No. ▶ (_____) _____ FAX No. ▶ (_____) _____
- If the organization does not have an office or place of business in the United States, check this box
- If this is for a Group Return, enter the organization's four digit Group Exemption Number (GEN) _____. If this is for the whole group, check this box . If it is for part of the group, check this box and attach a list with the names and EINs of all members the extension is for.

- 4 I request an additional 3-month extension of time until November 15, 2011.
- 5 For calendar year 2010, or other tax year beginning _____, 20____, and ending _____, 20_____.
- 6 If this tax year is for less than 12 months, check reason: Initial return Final return Change in accounting period
- 7 State in detail why you need the extension Taxpayer's accountants have had abnormal problems including a number of income tax examinations by the IRS, considerable time involved in complying with technical provisions of tax legislation and handling of various estate matters.

8a If this application is for Form 990-BL, 990-PF, 990-T, 4720, or 6069, enter the tentative tax, less any nonrefundable credits. See instructions.	8a	\$ 1,240.
b If this application is for Form 990-PF, 990-T, 4720, or 6069, enter any refundable credits and estimated tax payments made. Include any prior year overpayment allowed as a credit and any amount paid previously with Form 8868.	8b	\$ 1,240.
c Balance Due. Subtract line 8b from line 8a. Include your payment with this form, or, if required, deposit with FTD coupon or, if required, by using EFTPS (Electronic Federal Tax Payment System) See instructions	8c	\$ 0

Signature and Verification

Under penalties of perjury, I declare that I have examined this form, including accompanying schedules and statements, and to the best of my knowledge and belief, it is true, correct, and complete, and that I am authorized to prepare this form

Signature ▶ Michael Mcgrin CPA Title ▶ _____ Date ▶ 8-11-2011