



See a Social Security Number? Say Something!
Report Privacy Problems to <https://public.resource.org/privacy>
Or call the IRS Identity Theft Hotline at 1-800-908-4490



Return of Private Foundation
or Section 4947(a)(1) Nonexempt Charitable Trust
Treated as a Private Foundation

2010

Department of the Treasury
Internal Revenue Service

Note The foundation may be able to use a copy of this return to satisfy state reporting requirements.

For calendar year 2010, or tax year beginning _____, and ending _____

G Check all that apply: Initial return Initial return of a former public charity Final return
 Amended return Address change Name change

Name of foundation THE MARY FREEMAN WISDOM FOUNDATION		A Employer identification number 72-6123208
Number and street (or P O box number if mail is not delivered to street address) 1839 CALHOUN STREET	Room/suite	B Telephone number 504-831-4949
City or town, state, and ZIP code NEW ORLEANS, LA 70118		C If exemption application is pending, check here <input type="checkbox"/>
H Check type of organization: <input checked="" type="checkbox"/> Section 501(c)(3) exempt private foundation <input type="checkbox"/> Section 4947(a)(1) nonexempt charitable trust <input type="checkbox"/> Other taxable private foundation		D 1. Foreign organizations, check here <input type="checkbox"/> 2. Foreign organizations meeting the 85% test, check here and attach computation <input type="checkbox"/>
I Fair market value of all assets at end of year (from Part II, col. (c), line 16) ▶ \$ 4,452,689. (Part I, column (d) must be on cash basis)	J Accounting method: <input checked="" type="checkbox"/> Cash <input type="checkbox"/> Accrual <input type="checkbox"/> Other (specify) _____	E If private foundation status was terminated under section 507(b)(1)(A), check here <input type="checkbox"/>
		F If the foundation is in a 60-month termination under section 507(b)(1)(B), check here <input type="checkbox"/>

Part I Analysis of Revenue and Expenses <small>(The total of amounts in columns (b), (c), and (d) may not necessarily equal the amounts in column (a))</small>	(a) Revenue and expenses per books	(b) Net investment income	(c) Adjusted net income	(d) Disbursements for charitable purposes (cash basis only)
1 Contributions, gifts, grants, etc., received			N/A	
2 Check <input checked="" type="checkbox"/> if the foundation is not required to attach Sch B				
3 Interest on savings and temporary cash investments	3.	3.		STATEMENT 1
4 Dividends and interest from securities	125,978.	125,978.		STATEMENT 2
5a Gross rents				
b Net rental income or (loss)				
6a Net gain or (loss) from sale of assets not on line 10	142,647.			
b Gross sales price for all assets on line 6a	1,420,573.			
7 Capital gain net income (from Part IV, line 2)		142,647.		
8 Net short-term capital gain				
9 Income modifications				
10a Gross sales less returns and allowances				
b Less Cost of goods sold				
c Gross profit or (loss)				
11 Other income				
12 Total. Add lines 1 through 11.	268,628.	268,628.		
13 Compensation of officers, directors, trustees, etc.	0.	0.		0.
14 Other employee salaries and wages				
15 Pension plans, employee benefits				
16a Legal fees				
b Accounting fees	5,300.	0.		5,300.
c Other professional fees				
17 Interest				
18 Taxes	60,686.	3,436.		0.
19 Depreciation and depletion				
20 Occupancy				
21 Travel, conferences, and meetings				
22 Printing and publications				
23 Other expenses	40,153.	36,336.		3,817.
24 Total operating and administrative expenses. Add lines 13 through 23	106,139.	39,772.		9,117.
25 Contributions, gifts, grants paid	237,000.			237,000.
26 Total expenses and disbursements. Add lines 24 and 25	343,139.	39,772.		246,117.
27 Subtract line 26 from line 12:				
a Excess of revenue over expenses and disbursements	-74,511.			
b Net investment income (if negative, enter -0-)		228,856.		
c Adjusted net income (if negative, enter -0-)			N/A	

SCANNED JUL 29 2011

15

Part II Balance Sheets		Attached schedules and amounts in the description column should be for end-of-year amounts only		
		Beginning of year	End of year	
		(a) Book Value	(b) Book Value	(c) Fair Market Value
Assets	1 Cash - non-interest-bearing	1,979.	849.	849.
	2 Savings and temporary cash investments	134,862.	107,363.	107,363.
	3 Accounts receivable ▶			
	Less: allowance for doubtful accounts ▶			
	4 Pledges receivable ▶			
	Less: allowance for doubtful accounts ▶			
	5 Grants receivable			
	6 Receivables due from officers, directors, trustees, and other disqualified persons			
	7 Other notes and loans receivable ▶			
	Less: allowance for doubtful accounts ▶			
	8 Inventories for sale or use			
	9 Prepaid expenses and deferred charges			
	10a Investments - U.S. and state government obligations			
	b Investments - corporate stock STMT 6	3,723,922.	3,678,040.	4,344,477.
	c Investments - corporate bonds			
11 Investments - land, buildings, and equipment basis ▶				
Less accumulated depreciation ▶				
12 Investments - mortgage loans				
13 Investments - other				
14 Land, buildings, and equipment: basis ▶				
Less accumulated depreciation ▶				
15 Other assets (describe ▶ _____)				
16 Total assets (to be completed by all filers)	3,860,763.	3,786,252.	4,452,689.	
Liabilities	17 Accounts payable and accrued expenses			
	18 Grants payable			
	19 Deferred revenue			
	20 Loans from officers, directors, trustees, and other disqualified persons			
	21 Mortgages and other notes payable			
	22 Other liabilities (describe ▶ _____)			
23 Total liabilities (add lines 17 through 22)	0.	0.		
Net Assets or Fund Balances	Foundations that follow SFAS 117, check here ▶ <input type="checkbox"/>			
	and complete lines 24 through 26 and lines 30 and 31.			
	24 Unrestricted			
	25 Temporarily restricted			
	26 Permanently restricted			
	Foundations that do not follow SFAS 117, check here ▶ <input checked="" type="checkbox"/>			
	and complete lines 27 through 31.			
	27 Capital stock, trust principal, or current funds	2,000,000.	2,000,000.	
28 Paid-in or capital surplus, or land, bldg., and equipment fund	0.	0.		
29 Retained earnings, accumulated income, endowment, or other funds	1,860,763.	1,786,252.		
30 Total net assets or fund balances	3,860,763.	3,786,252.		
31 Total liabilities and net assets/fund balances	3,860,763.	3,786,252.		

Part III Analysis of Changes in Net Assets or Fund Balances

1 Total net assets or fund balances at beginning of year - Part II, column (a), line 30 (must agree with end-of-year figure reported on prior year's return)	1	3,860,763.
2 Enter amount from Part I, line 27a	2	-74,511.
3 Other increases not included in line 2 (itemize) ▶ _____	3	0.
4 Add lines 1, 2, and 3	4	3,786,252.
5 Decreases not included in line 2 (itemize) ▶ _____	5	0.
6 Total net assets or fund balances at end of year (line 4 minus line 5) - Part II, column (b), line 30	6	3,786,252.

Part IV Capital Gains and Losses for Tax on Investment Income

(a) List and describe the kind(s) of property sold (e.g., real estate, 2-story brick warehouse; or common stock, 200 shs. MLC Co.)	(b) How acquired P - Purchase D - Donation	(c) Date acquired (mo., day, yr.)	(d) Date sold (mo., day, yr.)
1a PUBLICLY TRADED SECURITIES	P		
b CAPITAL GAINS DIVIDENDS			
c			
d			
e			

(e) Gross sales price	(f) Depreciation allowed (or allowable)	(g) Cost or other basis plus expense of sale	(h) Gain or (loss) (e) plus (f) minus (g)
a 1,407,854.		1,277,926.	129,928.
b 12,719.			12,719.
c			
d			
e			

Complete only for assets showing gain in column (h) and owned by the foundation on 12/31/69			(l) Gains (Col. (h) gain minus col. (k), but not less than -0-) or Losses (from col. (h))
(i) F.M.V. as of 12/31/69	(j) Adjusted basis as of 12/31/69	(k) Excess of col. (i) over col. (j), if any	
a			129,928.
b			12,719.
c			
d			
e			

2 Capital gain net income or (net capital loss)	{ If gain, also enter in Part I, line 7 If (loss), enter -0- in Part I, line 7	2	142,647.
3 Net short-term capital gain or (loss) as defined in sections 1222(5) and (6): If gain, also enter in Part I, line 8, column (c). If (loss), enter -0- in Part I, line 8		3	N/A

Part V Qualification Under Section 4940(e) for Reduced Tax on Net Investment Income

(For optional use by domestic private foundations subject to the section 4940(a) tax on net investment income.)

If section 4940(d)(2) applies, leave this part blank.

Was the foundation liable for the section 4942 tax on the distributable amount of any year in the base period?

Yes No

If "Yes," the foundation does not qualify under section 4940(e). Do not complete this part.

1 Enter the appropriate amount in each column for each year; see instructions before making any entries.

(a) Base period years Calendar year (or tax year beginning in)	(b) Adjusted qualifying distributions	(c) Net value of noncharitable-use assets	(d) Distribution ratio (col. (b) divided by col. (c))
2009			
2008			
2007			
2006			
2005			

2 Total of line 1, column (d)	2	
3 Average distribution ratio for the 5-year base period - divide the total on line 2 by 5, or by the number of years the foundation has been in existence if less than 5 years	3	
4 Enter the net value of noncharitable-use assets for 2010 from Part X, line 5	4	
5 Multiply line 4 by line 3	5	
6 Enter 1% of net investment income (1% of Part I, line 27b)	6	
7 Add lines 5 and 6	7	
8 Enter qualifying distributions from Part XII, line 4	8	

If line 8 is equal to or greater than line 7, check the box in Part VI, line 1b, and complete that part using a 1% tax rate. See the Part VI instructions.

Part VI Excise Tax Based on Investment Income (Section 4940(a), 4940(b), 4940(e), or 4948 - see instructions)

1a	Exempt operating foundations described in section 4940(d)(2), check here <input type="checkbox"/> and enter "N/A" on line 1. Date of ruling or determination letter: _____ (attach copy of letter if necessary-see instructions)		
b	Domestic foundations that meet the section 4940(e) requirements in Part V, check here <input type="checkbox"/> and enter 1% of Part I, line 27b	1	4,577.
c	All other domestic foundations enter 2% of line 27b. Exempt foreign organizations enter 4% of Part I, line 12, col. (b).		
2	Tax under section 511 (domestic section 4947(a)(1) trusts and taxable foundations only. Others enter -0-)	2	0.
3	Add lines 1 and 2	3	4,577.
4	Subtitle A (income) tax (domestic section 4947(a)(1) trusts and taxable foundations only. Others enter -0-)	4	0.
5	Tax based on investment income. Subtract line 4 from line 3. If zero or less, enter -0-	5	4,577.
6	Credits/Payments:		
6a	2010 estimated tax payments and 2009 overpayment credited to 2010	6a	7,070.
6b	Exempt foreign organizations - tax withheld at source	6b	
6c	Tax paid with application for extension of time to file (Form 8868)	6c	
6d	Backup withholding erroneously withheld	6d	
7	Total credits and payments. Add lines 6a through 6d	7	7,070.
8	Enter any penalty for underpayment of estimated tax. Check here <input type="checkbox"/> if Form 2220 is attached	8	
9	Tax due If the total of lines 5 and 8 is more than line 7, enter amount owed	9	
10	Overpayment. If line 7 is more than the total of lines 5 and 8, enter the amount overpaid	10	2,493.
11	Enter the amount of line 10 to be: Credited to 2011 estimated tax <input type="checkbox"/> 2,493. Refunded <input type="checkbox"/> 0.	11	0.

Part VII-A Statements Regarding Activities

	Yes	No
1a		X
1b		X
1c		X
2		X
3		X
4a		X
4b		X
5		X
6	X	
7	X	
8a		
8b	X	
9		X
10		X

N/A

Part VII-A Statements Regarding Activities (continued)

11	At any time during the year, did the foundation, directly or indirectly, own a controlled entity within the meaning of section 512(b)(13)? If "Yes," attach schedule (see instructions)	11		X
12	Did the foundation acquire a direct or indirect interest in any applicable insurance contract before August 17, 2008?	12		X
13	Did the foundation comply with the public inspection requirements for its annual returns and exemption application? Website address ► N/A	13	X	
14	The books are in care of ► BOURGEOIS BENNETT, LLC Telephone no. ► 504-831-4949 Located at ► P.O. BOX 60600, NEW ORLEANS, LA ZIP+4 ► 70160-0600			
15	Section 4947(a)(1) nonexempt charitable trusts filing Form 990-PF in lieu of Form 1041 - Check here and enter the amount of tax-exempt interest received or accrued during the year ► 15 N/A			
16	At any time during calendar year 2010, did the foundation have an interest in or a signature or other authority over a bank, securities, or other financial account in a foreign country? See page 20 of the instructions for exceptions and filing requirements for Form TD F 90-22.1. If "Yes," enter the name of the foreign country ►	16	Yes	No X

Part VII-B Statements Regarding Activities for Which Form 4720 May Be Required

File Form 4720 if any item is checked in the "Yes" column, unless an exception applies.

		Yes	No
1a	During the year did the foundation (either directly or indirectly):		
(1)	Engage in the sale or exchange, or leasing of property with a disqualified person? <input type="checkbox"/> Yes <input checked="" type="checkbox"/> No		
(2)	Borrow money from, lend money to, or otherwise extend credit to (or accept it from) a disqualified person? <input type="checkbox"/> Yes <input checked="" type="checkbox"/> No		
(3)	Furnish goods, services, or facilities to (or accept them from) a disqualified person? <input type="checkbox"/> Yes <input checked="" type="checkbox"/> No		
(4)	Pay compensation to, or pay or reimburse the expenses of, a disqualified person? <input type="checkbox"/> Yes <input checked="" type="checkbox"/> No		
(5)	Transfer any income or assets to a disqualified person (or make any of either available for the benefit or use of a disqualified person)? <input type="checkbox"/> Yes <input checked="" type="checkbox"/> No		
(6)	Agree to pay money or property to a government official? (Exception Check "No" if the foundation agreed to make a grant to or to employ the official for a period after termination of government service, if terminating within 90 days.) <input type="checkbox"/> Yes <input checked="" type="checkbox"/> No		
b	If any answer is "Yes" to 1a(1)-(6), did any of the acts fail to qualify under the exceptions described in Regulations section 53.4941(d)-3 or in a current notice regarding disaster assistance (see page 22 of the instructions)? Organizations relying on a current notice regarding disaster assistance check here N/A <input type="checkbox"/>	1b	
c	Did the foundation engage in a prior year in any of the acts described in 1a, other than excepted acts, that were not corrected before the first day of the tax year beginning in 2010?	1c	X
2	Taxes on failure to distribute income (section 4942) (does not apply for years the foundation was a private operating foundation defined in section 4942(j)(3) or 4942(j)(5)):		
a	At the end of tax year 2010, did the foundation have any undistributed income (lines 6d and 6e, Part XIII) for tax year(s) beginning before 2010? <input type="checkbox"/> Yes <input checked="" type="checkbox"/> No If "Yes," list the years ►		
b	Are there any years listed in 2a for which the foundation is not applying the provisions of section 4942(a)(2) (relating to incorrect valuation of assets) to the year's undistributed income? (If applying section 4942(a)(2) to all years listed, answer "No" and attach statement - see instructions.) N/A	2b	
c	If the provisions of section 4942(a)(2) are being applied to any of the years listed in 2a, list the years here. ►		
3a	Did the foundation hold more than a 2% direct or indirect interest in any business enterprise at any time during the year? <input type="checkbox"/> Yes <input checked="" type="checkbox"/> No		
b	If "Yes," did it have excess business holdings in 2010 as a result of (1) any purchase by the foundation or disqualified persons after May 26, 1969; (2) the lapse of the 5-year period (or longer period approved by the Commissioner under section 4943(c)(7)) to dispose of holdings acquired by gift or bequest; or (3) the lapse of the 10-, 15-, or 20-year first phase holding period? (Use Schedule C, Form 4720, to determine if the foundation had excess business holdings in 2010.) N/A	3b	
4a	Did the foundation invest during the year any amount in a manner that would jeopardize its charitable purposes?	4a	X
b	Did the foundation make any investment in a prior year (but after December 31, 1969) that could jeopardize its charitable purpose that had not been removed from jeopardy before the first day of the tax year beginning in 2010?	4b	X

Part VII-B Statements Regarding Activities for Which Form 4720 May Be Required (continued)

5a During the year did the foundation pay or incur any amount to:

(1) Carry on propaganda, or otherwise attempt to influence legislation (section 4945(e))? Yes No

(2) Influence the outcome of any specific public election (see section 4955); or to carry on, directly or indirectly, any voter registration drive? Yes No

(3) Provide a grant to an individual for travel, study, or other similar purposes? Yes No

(4) Provide a grant to an organization other than a charitable, etc., organization described in section 509(a)(1), (2), or (3), or section 4940(d)(2)? Yes No

(5) Provide for any purpose other than religious, charitable, scientific, literary, or educational purposes, or for the prevention of cruelty to children or animals? Yes No

b If any answer is "Yes" to 5a(1)-(5), did any of the transactions fail to qualify under the exceptions described in Regulations section 53.4945 or in a current notice regarding disaster assistance (see instructions)? Yes No **N/A** 5b

Organizations relying on a current notice regarding disaster assistance check here

c If the answer is "Yes" to question 5a(4), does the foundation claim exemption from the tax because it maintained expenditure responsibility for the grant? Yes No **N/A**

If "Yes," attach the statement required by Regulations section 53.4945-5(d).

6a Did the foundation, during the year, receive any funds, directly or indirectly, to pay premiums on a personal benefit contract? Yes No

b Did the foundation, during the year, pay premiums, directly or indirectly, on a personal benefit contract? Yes No 6b **X**

If "Yes" to 6b, file Form 8870

7a At any time during the tax year, was the foundation a party to a prohibited tax shelter transaction? Yes No

b If "Yes," did the foundation receive any proceeds or have any net income attributable to the transaction? Yes No **N/A** 7b

Part VIII Information About Officers, Directors, Trustees, Foundation Managers, Highly Paid Employees, and Contractors

1 List all officers, directors, trustees, foundation managers and their compensation.

(a) Name and address	(b) Title, and average hours per week devoted to position	(c) Compensation (If not paid, enter -0-)	(d) Contributions to employee benefit plans and deferred compensation	(e) Expense account, other allowances
SEE STATEMENT 7		0.	0.	0.

2 Compensation of five highest-paid employees (other than those included on line 1). If none, enter "NONE."

(a) Name and address of each employee paid more than \$50,000	(b) Title, and average hours per week devoted to position	(c) Compensation	(d) Contributions to employee benefit plans and deferred compensation	(e) Expense account, other allowances
NONE				

Total number of other employees paid over \$50,000 ▶ 0

Part VIII Information About Officers, Directors, Trustees, Foundation Managers, Highly Paid Employees, and Contractors (continued)

3 Five highest-paid independent contractors for professional services. If none, enter "NONE."

(a) Name and address of each person paid more than \$50,000	(b) Type of service	(c) Compensation
NONE		

Total number of others receiving over \$50,000 for professional services ▶ 0

Part IX-A Summary of Direct Charitable Activities

List the foundation's four largest direct charitable activities during the tax year. Include relevant statistical information such as the number of organizations and other beneficiaries served, conferences convened, research papers produced, etc.	Expenses
1 N/A	
2	0.
3	
4	

Part IX-B Summary of Program-Related Investments

Describe the two largest program-related investments made by the foundation during the tax year on lines 1 and 2.	Amount
1 N/A	
2	
3 All other program-related investments. See instructions.	
Total. Add lines 1 through 3 ▶	0.

Part X Minimum Investment Return (All domestic foundations must complete this part. Foreign foundations, see instructions.)

1	Fair market value of assets not used (or held for use) directly in carrying out charitable, etc., purposes:		
a	Average monthly fair market value of securities	1a	4,020,645.
b	Average of monthly cash balances	1b	114,473.
c	Fair market value of all other assets	1c	
d	Total (add lines 1a, b, and c)	1d	4,135,118.
e	Reduction claimed for blockage or other factors reported on lines 1a and 1c (attach detailed explanation)	1e	0.
2	Acquisition indebtedness applicable to line 1 assets	2	0.
3	Subtract line 2 from line 1d	3	4,135,118.
4	Cash deemed held for charitable activities. Enter 1 1/2% of line 3 (for greater amount, see instructions)	4	62,027.
5	Net value of noncharitable-use assets. Subtract line 4 from line 3. Enter here and on Part V, line 4	5	4,073,091.
6	Minimum investment return. Enter 5% of line 5	6	203,655.

Part XI Distributable Amount (see instructions) (Section 4942(j)(3) and (j)(5) private operating foundations and certain foreign organizations check here and do not complete this part.)

1	Minimum investment return from Part X, line 6	1	203,655.
2a	Tax on investment income for 2010 from Part VI, line 5	2a	4,577.
b	Income tax for 2010. (This does not include the tax from Part VI.)	2b	
c	Add lines 2a and 2b	2c	4,577.
3	Distributable amount before adjustments. Subtract line 2c from line 1	3	199,078.
4	Recoveries of amounts treated as qualifying distributions	4	0.
5	Add lines 3 and 4	5	199,078.
6	Deduction from distributable amount (see instructions)	6	0.
7	Distributable amount as adjusted. Subtract line 6 from line 5. Enter here and on Part XIII, line 1	7	199,078.

Part XII Qualifying Distributions (see instructions)

1	Amounts paid (including administrative expenses) to accomplish charitable, etc., purposes:		
a	Expenses, contributions, gifts, etc. - total from Part I, column (d), line 26	1a	246,117.
b	Program-related investments - total from Part IX-B	1b	0.
2	Amounts paid to acquire assets used (or held for use) directly in carrying out charitable, etc., purposes	2	
3	Amounts set aside for specific charitable projects that satisfy the:		
a	Suitability test (prior IRS approval required)	3a	
b	Cash distribution test (attach the required schedule)	3b	
4	Qualifying distributions. Add lines 1a through 3b. Enter here and on Part V, line 8, and Part XIII, line 4	4	246,117.
5	Foundations that qualify under section 4940(e) for the reduced rate of tax on net investment income. Enter 1% of Part I, line 27b	5	0.
6	Adjusted qualifying distributions. Subtract line 5 from line 4	6	246,117.

Note. The amount on line 6 will be used in Part V, column (b), in subsequent years when calculating whether the foundation qualifies for the section 4940(e) reduction of tax in those years.

Part XIII Undistributed Income (see instructions)

	(a) Corpus	(b) Years prior to 2009	(c) 2009	(d) 2010
1 Distributable amount for 2010 from Part XI, line 7				199,078.
2 Undistributed income, if any, as of the end of 2010				
a Enter amount for 2009 only			112,380.	
b Total for prior years:		0.		
3 Excess distributions carryover, if any, to 2010:				
a From 2005				
b From 2006				
c From 2007				
d From 2008				
e From 2009				
f Total of lines 3a through e	0.			
4 Qualifying distributions for 2010 from Part XII, line 4: ▶ \$ 246,117.				
a Applied to 2009, but not more than line 2a			112,380.	
b Applied to undistributed income of prior years (Election required - see instructions)		0.		
c Treated as distributions out of corpus (Election required - see instructions)	0.			
d Applied to 2010 distributable amount				133,737.
e Remaining amount distributed out of corpus	0.			
5 Excess distributions carryover applied to 2010 (If an amount appears in column (d), the same amount must be shown in column (a).)	0.			0.
6 Enter the net total of each column as indicated below:				
a Corpus Add lines 3f, 4c, and 4e Subtract line 5	0.			
b Prior years' undistributed income. Subtract line 4b from line 2b		0.		
c Enter the amount of prior years' undistributed income for which a notice of deficiency has been issued, or on which the section 4942(a) tax has been previously assessed		0.		
d Subtract line 6c from line 6b. Taxable amount - see instructions		0.		
e Undistributed income for 2009. Subtract line 4a from line 2a. Taxable amount - see instr.			0.	
f Undistributed income for 2010. Subtract lines 4d and 5 from line 1. This amount must be distributed in 2011				65,341.
7 Amounts treated as distributions out of corpus to satisfy requirements imposed by section 170(b)(1)(F) or 4942(g)(3)	0.			
8 Excess distributions carryover from 2005 not applied on line 5 or line 7	0.			
9 Excess distributions carryover to 2011. Subtract lines 7 and 8 from line 6a	0.			
10 Analysis of line 9:				
a Excess from 2006				
b Excess from 2007				
c Excess from 2008				
d Excess from 2009				
e Excess from 2010				

Part XIV Private Operating Foundations (see instructions and Part VII-A, question 9)

N/A

1 a If the foundation has received a ruling or determination letter that it is a private operating foundation, and the ruling is effective for 2010, enter the date of the ruling

b Check box to indicate whether the foundation is a private operating foundation described in section 4942(j)(3) or 4942(j)(5)

2 a Enter the lesser of the adjusted net income from Part I or the minimum investment return from Part X for each year listed

b 85% of line 2a

c Qualifying distributions from Part XII, line 4 for each year listed

d Amounts included in line 2c not used directly for active conduct of exempt activities

e Qualifying distributions made directly for active conduct of exempt activities.

Tax year (a) 2010	Prior 3 years			(e) Total
	(b) 2009	(c) 2008	(d) 2007	

3 Complete 3a, b, or c for the alternative test relied upon:

a "Assets" alternative test - enter:

(1) Value of all assets

(2) Value of assets qualifying under section 4942(j)(3)(B)(i)

b "Endowment" alternative test - enter 2/3 of minimum investment return shown in Part X, line 6 for each year listed

c "Support" alternative test - enter:

(1) Total support other than gross investment income (interest, dividends, rents, payments on securities loans (section 512(a)(5)), or royalties)

(2) Support from general public and 5 or more exempt organizations as provided in section 4942(j)(3)(B)(iii)

(3) Largest amount of support from an exempt organization

(4) Gross investment income

Part XV Supplementary Information (Complete this part only if the foundation had \$5,000 or more in assets at any time during the year-see the instructions.)

1 Information Regarding Foundation Managers:

a List any managers of the foundation who have contributed more than 2% of the total contributions received by the foundation before the close of any tax year (but only if they have contributed more than \$5,000). (See section 507(d)(2).)

NONE

b List any managers of the foundation who own 10% or more of the stock of a corporation (or an equally large portion of the ownership of a partnership or other entity) of which the foundation has a 10% or greater interest.

NONE

2 Information Regarding Contribution, Grant, Gift, Loan, Scholarship, etc., Programs:

Check here if the foundation only makes contributions to preselected charitable organizations and does not accept unsolicited requests for funds. If the foundation makes gifts, grants, etc. (see instructions) to individuals or organizations under other conditions, complete items 2a, b, c, and d.

a The name, address, and telephone number of the person to whom applications should be addressed:

MATT WISDOM, 504-831-4949
 P.O. BOX 13647, NEW ORLEANS, LA 70185-3647

b The form in which applications should be submitted and information and materials they should include:

PLEASE SEE ATTACHED SCHEDULE A (2 PAGES)

c Any submission deadlines:

NO DEADLINE TO SUBMIT REQUESTS

d Any restrictions or limitations on awards, such as by geographical areas, charitable fields, kinds of institutions, or other factors:

PLEASE SEE ATTACHED SCHEDULE B

Part XV Supplementary Information (continued)

3 Grants and Contributions Paid During the Year or Approved for Future Payment				
Recipient	If recipient is an individual, show any relationship to any foundation manager or substantial contributor	Foundation status of recipient	Purpose of grant or contribution	Amount
Name and address (home or business)				
<i>a Paid during the year</i>				
SEE ATTACHED SCHEDULE C		PUBLIC	CHARITABLE	237,000.
Total			▶ 3a	237,000.
<i>b Approved for future payment</i>				
NONE				
Total			▶ 3b	0.

Part XVI-A Analysis of Income-Producing Activities

Enter gross amounts unless otherwise indicated.

	Unrelated business income		Excluded by section 512, 513, or 514		(e) Related or exempt function income
	(a) Business code	(b) Amount	(c) Exclu- sion code	(d) Amount	
1 Program service revenue:					
a					
b					
c					
d					
e					
f					
g Fees and contracts from government agencies					
2 Membership dues and assessments					
3 Interest on savings and temporary cash investments			14	3.	
4 Dividends and interest from securities			14	125,978.	
5 Net rental income or (loss) from real estate:					
a Debt-financed property					
b Not debt-financed property					
6 Net rental income or (loss) from personal property					
7 Other investment income					
8 Gain or (loss) from sales of assets other than inventory			18	142,647.	
9 Net income or (loss) from special events					
10 Gross profit or (loss) from sales of inventory					
11 Other revenue:					
a					
b					
c					
d					
e					
12 Subtotal. Add columns (b), (d), and (e)		0.		268,628.	0.
13 Total. Add line 12, columns (b), (d), and (e)				13 268,628.	

(See worksheet in line 13 instructions to verify calculations.)

Part XVI-B Relationship of Activities to the Accomplishment of Exempt Purposes

Line No.	Explain below how each activity for which income is reported in column (e) of Part XVI-A contributed importantly to the accomplishment of the foundation's exempt purposes (other than by providing funds for such purposes).
8 (E)	PROCEEDS FROM SALES OF SECURITIES WERE USED FOR GRANTS AND CONTRIBUTIONS SHOWN ON PART XV.

Part XVII Information Regarding Transfers To and Transactions and Relationships With Noncharitable Exempt Organizations

- 1 Did the organization directly or indirectly engage in any of the following with any other organization described in section 501(c) of the Code (other than section 501(c)(3) organizations) or in section 527, relating to political organizations?
- a Transfers from the reporting foundation to a noncharitable exempt organization of:
- (1) Cash 1a(1) Yes No
- (2) Other assets 1a(2) Yes No
- b Other transactions:
- (1) Sales of assets to a noncharitable exempt organization 1b(1) Yes No
- (2) Purchases of assets from a noncharitable exempt organization 1b(2) Yes No
- (3) Rental of facilities, equipment, or other assets 1b(3) Yes No
- (4) Reimbursement arrangements 1b(4) Yes No
- (5) Loans or loan guarantees 1b(5) Yes No
- (6) Performance of services or membership or fundraising solicitations 1b(6) Yes No
- c Sharing of facilities, equipment, mailing lists, other assets, or paid employees 1c Yes No
- d If the answer to any of the above is "Yes," complete the following schedule. Column (b) should always show the fair market value of the goods, other assets, or services given by the reporting foundation. If the foundation received less than fair market value in any transaction or sharing arrangement, show in column (d) the value of the goods, other assets, or services received.

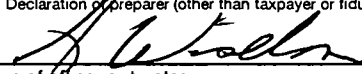
(a) Line no	(b) Amount involved	(c) Name of noncharitable exempt organization	(d) Description of transfers, transactions, and sharing arrangements
		N/A	

2a Is the foundation directly or indirectly affiliated with, or related to, one or more tax-exempt organizations described in section 501(c) of the Code (other than section 501(c)(3)) or in section 527? Yes No

b If "Yes," complete the following schedule.

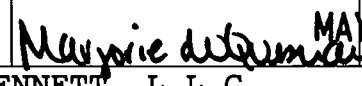
(a) Name of organization	(b) Type of organization	(c) Description of relationship
N/A		

Under penalties of perjury, I declare that I have examined this return, including accompanying schedules and statements, and to the best of my knowledge and belief, it is true, correct, and complete. Declaration of preparer (other than taxpayer or fiduciary) is based on all information of which preparer has any knowledge.

Sign Here  | 7-19-11 | **PRESIDENT**

Signature of officer or trustee | Date | Title

Paid Preparer Use Only

Print/Type preparer's name: MARJORIE W DUQUESNAY | Preparer's signature:  | Date: MAY 12 2011 | Check if self-employed | PTIN: _____

Firm's name: BOURGEOIS BENNETT, L.L.C. | Firm's EIN: _____

Firm's address: METAIRIE, LA 70005 | Phone no.: 504.831.4949

FORM 990-PF INTEREST ON SAVINGS AND TEMPORARY CASH INVESTMENTS STATEMENT 1

SOURCE	AMOUNT
SCHWAB - 3636-2186	1.
SCHWAB - 5790-6961	1.
SCHWAB - 6695-9443	1.
TOTAL TO FORM 990-PF, PART I, LINE 3, COLUMN A	3.

FORM 990-PF DIVIDENDS AND INTEREST FROM SECURITIES STATEMENT 2

SOURCE	GROSS AMOUNT	CAPITAL GAINS DIVIDENDS	COLUMN (A) AMOUNT
MISCELLANEOUS	47.	0.	47.
PERSHING, LLC - DAVIDSON MANAGED (19C-004900)	2,934.	0.	2,934.
PERSHING, LLC - DOMESTIC FIXED ACCOUNT (5PN-004882)	32,859.	0.	32,859.
PERSHING, LLC - EATON VANCE MANAGED (19C-004868)	7,130.	0.	7,130.
PERSHING, LLC - LAZARD MANAGED (19C-004926)	13,704.	0.	13,704.
PERSHING, LLC - TIPS ACCOUNT (5PN-004890)	2,315.	0.	2,315.
PERSHING, LLC - TRADEWINDS MANAGED (19C-004918)	20,356.	0.	20,356.
PERSHING, LLC - TRANSAMERICA MANAGED (19C-004876)	3,756.	0.	3,756.
SCHWAB - 1031-7034	48,557.	12,693.	35,864.
SCHWAB - 3336-7087	1,335.	13.	1,322.
SCHWAB - 3636-2186	384.	0.	384.
SCHWAB - 5790-6961	4,338.	13.	4,325.
SCHWAB - 6317-0408	561.	0.	561.
SCHWAB - 6695-9443	421.	0.	421.
TOTAL TO FM 990-PF, PART I, LN 4	138,697.	12,719.	125,978.

FORM 990-PF		ACCOUNTING FEES		STATEMENT	3
DESCRIPTION	(A) EXPENSES PER BOOKS	(B) NET INVEST- MENT INCOME	(C) ADJUSTED NET INCOME	(D) CHARITABLE PURPOSES	
ACCOUNTING FEES	5,300.	0.		5,300.	
TO FORM 990-PF, PG 1, LN 16B	5,300.	0.		5,300.	

FORM 990-PF		TAXES		STATEMENT	4
DESCRIPTION	(A) EXPENSES PER BOOKS	(B) NET INVEST- MENT INCOME	(C) ADJUSTED NET INCOME	(D) CHARITABLE PURPOSES	
FOREIGN TAXES	3,436.	3,436.		0.	
EXCISE TAX	57,250.	0.		0.	
TO FORM 990-PF, PG 1, LN 18	60,686.	3,436.		0.	

FORM 990-PF		OTHER EXPENSES		STATEMENT	5
DESCRIPTION	(A) EXPENSES PER BOOKS	(B) NET INVEST- MENT INCOME	(C) ADJUSTED NET INCOME	(D) CHARITABLE PURPOSES	
BANK FEES	60.	60.		0.	
INVESTMENT FEES	36,276.	36,276.		0.	
ADMINISTRATIVE EXPENSES	3,817.	0.		3,817.	
TO FORM 990-PF, PG 1, LN 23	40,153.	36,336.		3,817.	

FORM 990-PF		CORPORATE STOCK		STATEMENT	6
DESCRIPTION		BOOK VALUE	FAIR MARKET VALUE		
SEE ATTACHED STATEMENT		3,678,040.	4,344,477.		
TOTAL TO FORM 990-PF, PART II, LINE 10B		3,678,040.	4,344,477.		

FORM 990-PF

PART VIII - LIST OF OFFICERS, DIRECTORS
TRUSTEES AND FOUNDATION MANAGERS

STATEMENT 7

NAME AND ADDRESS	TITLE AND AVRG HRS/WK	COMPEN- SATION	EMPLOYEE BEN PLAN CONTRIB	EXPENSE ACCOUNT
NED BENJAMIN 1823 PALMER NEW ORLEANS, LA 70118	PRESIDENT 1.00	0.	0.	0.
ARTHUR WISDOM 1839 CALHOUN NEW ORLEANS, LA 70118	TREASURER 1.00	0.	0.	0.
STUART BENJAMIN 12 PASCAL WAY DURHAM, NC 27705	RECORDING SECRETARY 1.00	0.	0.	0.
HELEN WISDOM 1734 PALMER NEW ORLEANS, LA 70118	TRUSTEE 1.00	0.	0.	0.
MATT WISDOM 1115 HENRY CLAY AVENUE NEW ORLEANS, LA 70118	TRUSTEE 1.00	0.	0.	0.
ADELAIDE W. BENJAMIN 1837 PALMER NEW ORLEANS, LA 70118	TRUSTEE 1.00	0.	0.	0.
TOTALS INCLUDED ON 990-PF, PAGE 6, PART VIII		0.	0.	0.

Application for Extension of Time To File an Exempt Organization Return

▶ **File a separate application for each return.**

- If you are filing for an **Automatic 3-Month Extension**, complete only **Part I** and check this box
- If you are filing for an **Additional (Not Automatic) 3-Month Extension**, complete only **Part II** (on page 2 of this form).

Do not complete Part II unless you have already been granted an automatic 3-month extension on a previously filed Form 8868

Electronic filing (e-file). You can electronically file Form 8868 if you need a 3-month automatic extension of time to file (6 months for a corporation required to file Form 990-T), or an additional (not automatic) 3-month extension of time. You can electronically file Form 8868 to request an extension of time to file any of the forms listed in Part I or Part II with the exception of Form 8870, Information Return for Transfers Associated With Certain Personal Benefit Contracts, which must be sent to the IRS in paper format (see instructions) For more details on the electronic filing of this form, visit www.irs.gov/efile and click on *e-file for Charities & Nonprofits*.

Part I Automatic 3-Month Extension of Time. Only submit original (no copies needed).

A corporation required to file Form 990-T and requesting an automatic 6-month extension - check this box and complete Part I only

All other corporations (including 1120-C filers), partnerships, REMICs, and trusts must use Form 7004 to request an extension of time to file income tax returns.

Type or print	Name of exempt organization THE MARY FREEMAN WISDOM FOUNDATION	Employer identification number 72-6123208
File by the due date for filing your return See instructions	Number, street, and room or suite no. If a P O box, see instructions 1839 CALHOUN STREET	
	City, town or post office, state, and ZIP code For a foreign address, see instructions NEW ORLEANS, LA 70118	

Enter the Return code for the return that this application is for (file a separate application for each return)

0 | 4

Application Is For	Return Code	Application Is For	Return Code
Form 990	01	Form 990-T (corporation)	07
Form 990-BL	02	Form 1041-A	08
Form 990-EZ	03	Form 4720	09
Form 990-PF	04	Form 5227	10
Form 990-T (sec 401(a) or 408(a) trust)	05	Form 6069	11
Form 990-T (trust other than above)	06	Form 8870	12

BOURGEOIS BENNETT, LLC

- The books are in the care of ▶ **P.O. BOX 60600 - NEW ORLEANS, LA 70160-0600**
Telephone No. ▶ **504-831-4949** FAX No ▶ **504-833-9093**
- If the organization does not have an office or place of business in the United States, check this box
- If this is for a Group Return, enter the organization's four digit Group Exemption Number (GEN) _____. If this is for the whole group, check this box . If it is for part of the group, check this box and attach a list with the names and EINs of all members the extension is for.

1 I request an automatic 3-month (6 months for a corporation required to file Form 990-T) extension of time until **AUGUST 15, 2011**, to file the exempt organization return for the organization named above. The extension is for the organization's return for
▶ calendar year **2010** or
▶ tax year beginning _____, and ending _____.

2 If the tax year entered in line 1 is for less than 12 months, check reason Initial return Final return
 Change in accounting period

3a If this application is for Form 990-BL, 990-PF, 990-T, 4720, or 6069, enter the tentative tax, less any nonrefundable credits. See instructions	3a	\$	4,577.
b If this application is for Form 990-PF, 990-T, 4720, or 6069, enter any refundable credits and estimated tax payments made. Include any prior year overpayment allowed as a credit.	3b	\$	7,070.
c Balance due. Subtract line 3b from line 3a. Include your payment with this form, if required, by using EFTPS (Electronic Federal Tax Payment System) See instructions	3c	\$	0.

Caution. If you are going to make an electronic fund withdrawal with this Form 8868, see Form 8453-EO and Form 8879-EO for payment instructions

LHA For Paperwork Reduction Act Notice, see Instructions.

Mary Freeman Wisdom Foundation
 72-6123208
 Attachment to Form 990-PF, Part II, line 10B

Name of Fund	Brokerage Account No.	Book (at Cost) Value	Market Value
Pershing - Davidson Managed	Pershing 19C-004900	-	-
Pershing - Domestic Fixed Account	Pershing 5PN-004882	-	-
Pershing - Eaton Vance Managed	Pershing 19C-004868	-	-
Pershing - Lazard Managed	Pershing 19C-004926	-	-
Pershing - Natural Resources Account	Pershing 5PN-004908	-	-
Pershing - TIPS Account	Pershing 5PN-004890	-	-
Pershing - Tradewinds Managed	Pershing 19C-004918	-	-
Pershing - Transamerica Managed	Pershing 19C-004876	-	-
Schwab 1031-7034	Schwab 1031-7034	1,298,577.93	1,447,610.19
Schwab 2688-9434	Schwab 2688-9434	-	-
Schwab 3336-7087	Schwab 3336-7087	359,558.40	424,686.24
Schwab 3636-2186	Schwab 3636-2186	389,107.98	478,940.76
Schwab 5790-6961	Schwab 5790-6961	561,624.80	704,813.50
Schwab 6317-0408	Schwab 6317-0408	350,522.81	474,394.38
Schwab 6695-9443	Schwab 6695-9443	718,648.49	814,031.97
Total Funds		<u>3,678,040.41</u>	<u>4,344,477.04</u>

Mary Freeman Wisdom Foundation
 Federal ID No. 72-6123208
 Attachment to 2010 Form 990-PF, Part II, Line 10B
 ARTHUR WISDOM TTEE MARY F
 WISDOM FOUNDATION INVESTMENT
 ACCOUNT U/A DTD 12/07/1986

Charles SCHWAB
 INSTITUTIONAL

Account Number
 1031-7034

Statement Period
 December 1-31, 2010

Year to Date

This Period

	Federally Tax-Exempt	Federally Taxable	Federally Tax-Exempt	Federally Taxable
Cash Dividends	0.00	29,727.87	0.00	35,864.34
Total Capital Gains	0.00	12,692.76	0.00	12,692.76

Investment Detail - Mutual Funds

Accounting Method
 Mutual Funds: Average

Bond Funds	Quantity	Market Price	Market Value	% of Account Assets	Average Cost Basis	Cost Basis	Unrealized Gain or (Loss)
LOOMIS SAYLES INVESTMENT GRADE BD CL Y SYMBOL: LSIX	35,308.1080	12.1300	428,287.35	30%	11.30	398,886.10 ¹	29,401.25
PIMCO TOTAL RETURN FUND INSTL CL SYMBOL: PTRX	49,554.0700	10.8500	537,661.66	37%	N/A	please provide 531,550.29	N/A
VANGUARD INFLATION PROTECTED SECURITIES FD SYMBOL: VIPX	15,468.6570	13.0000	201,092.54	14%	12.22	189,069.24 ¹	12,023.30

G000001290352

Schwab has provided accurate gain and loss information wherever possible for most investments. Cost basis data may be incomplete or unavailable for some of your holdings. Please see "Endnotes for Your Account" section for an explanation of the endnote codes and symbols on this statement.

CTCC2101-000128 16899

© 2008 Charles Schwab & Co., Inc. All rights reserved. Member SIPC. Schwab Institutional is a division of Charles Schwab & Co., Inc. ("Schwab"). This statement is furnished solely for your account at Schwab. Except as noted in this statement's Terms and Conditions, Investment Advisors whose names appear in this statement are not affiliated with Schwab. Please see Terms and Conditions. (2002-2115, 2002-240) STP26266R1-02



Mary Freeman Wisdom Foundation
 Federal ID No. 72-6123208
 Attachment to 2010 Form 990-PF, Part II, Line 10B

Charles SCHWAB
 INSTITUTIONAL

ARTHUR WISDOM TTEE MARY F
 WISDOM FOUNDATION INVESTMENT
 ACCOUNT U/A DTD 12/07/1986

Account Number
 1031-7034

Statement Period
 December 1-31, 2010

Investment Detail - Mutual Funds (continued)

Equity Funds	Quantity	Market Price	Market Value	% of Account Assets	Average Cost Basis	Cost Basis	Unrealized Gain or (Loss)
PRUDENTIAL JENNISON ^o NATURAL RES Z SYMBOL: PNRZX	4,784.4060	58.5200	280,588.64	19%	37.35	179,072.31 ¹	101,496.33

[REDACTED]

1,447,610.19

[REDACTED]

1,298,577.93

[REDACTED]

This Period Year to Date

Income Summary	Federally Tax-Exempt	Federally Taxable	Federally Tax-Exempt	Federally Taxable
Cash Dividends	0.00	1,216.74	0.00	1,290.01

Investment Detail - Cash

Cash	Market Value	% of Account Assets
Cash	10,344.51	2%

Investment Detail - Equities

Equities	Quantity	Market Price	Market Value	Cost Basis	Acquired	% of Account Assets	Unrealized Gain or (Loss)	Estimated Yield	Estimated Annual Income	Holding Period	Accounting Method	
											Equities: First In First Out [FIFO]	Equities: First In First Out [FIFO]
A T & T INC NEW	158.0000	29.3800	4,642.04	4,039.80	08/20/09	1%	602.24	5.71%	265.44	Long-Term		
SYMBOL: T	158.0000	25.5683	4,039.80	4,039.80	08/20/09	1%	602.24	4.98%	265.44	Long-Term		
ABBOTT LABORATORIES	161.0000	47.9100	7,713.51	7,713.51	08/20/09	2%	194.67	3.67%	283.36	Long-Term		
SYMBOL: ABT	109.0000	45.3600	4,944.24	4,944.24	08/20/09	2%	277.95	4.98%	283.36	Long-Term		
	30.0000	48.1780	1,445.34	1,445.34	06/15/10	1%	(8.04)	1.99%	199	Short-Term		
	22.0000	51.3300	1,129.26	1,129.26	10/27/10	1%	(75.24)	6.5%	65	Short-Term		
Cost Basis			7,518.84	7,518.84								
ACCENTURE PLC CL A F	55.0000	48.4900	2,666.95	2,666.95	04/26/10	<1%	234.38	1.85%	49.50	Short-Term		
SYMBOL: ACN	55.0000	44.2285	2,432.57	2,432.57	04/26/10	<1%	234.38	2.49%	49.50	Short-Term		

Schwab has provided accurate gain and loss information wherever possible for most investments. Cost basis data may be incomplete or unavailable for some of your holdings. Please see "Endnotes for Your Account" section for an explanation of the endnote codes and symbols on this statement.

© 2008 Charles Schwab & Co., Inc. All rights reserved. Member SIPC. Schwab Institutional is a division of Charles Schwab & Co., Inc. ("Schwab"). This statement is furnished solely for your account at Schwab. Except as noted in this statement's Terms and Conditions, Investment Advisors whose names appear in this statement are not affiliated with Schwab. Please see Terms and Conditions (2002-2116, 2002-240) STP25265R-1-02

Mary Freeman Wisdom Foundation
 Federal ID No. 72-6123208
 Attachment to 2010 Form 990-PF, Part II, Line 10B

Charles SCHWAB
 INSTITUTIONAL

ARTHUR WISDOM TTEE
 U/W MARY F WISDOM
 MGR: EATON VANCE MANAGEMENT

Account Number
 3336-7087

Statement Period
 December 1-31, 2010

Accounting Method
 Equities, First In First Out [FIFO]

Investment Detail - Equities (continued)

Equities (continued)	Quantity Units Purchased	Market Price Cost Per Share	Market Value Cost Basis	% of Account Assets Acquired	Unrealized Gain or (Loss)	Estimated Yield	Estimated Holding Days	Estimated Annual Income	Holding Period
AIR PROD & CHEMICALS INC SYMBOL: APD	36,000 36,000	90.9500 74.4400	3,274.20 2,679.84	<1% 08/20/09	594.36 594.36	2.15% 498		70.56 Long-Term	
AMER ELECTRIC PWR CO INC SYMBOL: AEP	176,000 176,000	35.9800 31.0280	6,332.48 5,460.93	1% 08/20/09	871.55 871.55	5.11% 498		323.84 Long-Term	
AMERICAN EXPRESS COMPANY SYMBOL: AXP	106,000 6,000	42.9200 32.3900	4,549.52 194.34	1% 09/02/09	865.48 63.18	1.67% 485		76.32 Long-Term	
<i>Cost Basis</i>	100,000	34.8970	3,489.70	10/22/09	802.30	435		Long-Term	
			3,684.04						
AMGEN INCORPORATED SYMBOL: AMGN	110,000 66,000	54.9000 60.5800	6,039.00 3,998.28	1% 08/20/09	(407.17) (374.88)	0.00% 498		0.00 Long-Term	
<i>Cost Basis</i>	29,000	55.0979	1,597.84	06/15/10	(5.74)	199		Short-Term	
	15,000	56.6700	850.05	10/27/10	(26.55)	65		Short-Term	
			6,446.17						
APACHE CORP SYMBOL: APA	86,000 49,000	119.2300 85.9600	10,253.78 4,212.04	2% 08/20/09	2,367.09 1,630.23	0.50% 498		51.60 Long-Term	
<i>Cost Basis</i>	26,000	96.4788	2,508.45	10/06/09	591.53	451		Long-Term	
	11,000	106.0181	1,166.20	03/17/10	145.33	289		Short-Term	
			7,886.69						
BANK OF AMERICA CORP SYMBOL: BAC	652,000 576,000	13.3400 17.0676	8,697.68 9,830.94	2% 08/20/09	(2,349.84) (2,147.10)	0.29% 498		26.08 Long-Term	
<i>Cost Basis</i>	76,000	16.0076	1,216.58	11/13/09	(202.74)	413		Long-Term	
			11,047.52						
BEST BUY INC SYMBOL: BBY	86,000 86,000	34.2900 36.7979	2,948.94 3,164.62	<1% 08/20/09	(215.66) (215.68)	1.74% 498		51.60 Long-Term	

Schwab has provided accurate gain and loss information wherever possible for most investments. Cost basis data may be incomplete or unavailable for some of your holdings. Please see "Endnotes for Your Account" section for an explanation of the endnote codes and symbols on this statement.

CTCC2101-000128 16914

© 2009 Charles Schwab & Co., Inc. All rights reserved. Member SIPC. Schwab Institutional is a division of Charles Schwab & Co., Inc. ("Schwab"). This statement is furnished solely for your account at Schwab. Except as noted in this statement's Terms and Conditions, Investment Advisors whose names appear in this statement are not affiliated with Schwab. Please see Terms and Conditions (2009-2115, 2009-2440) STP25265R1-02

SIPC

Mary Freeman Wisdom Foundation
 Federal ID No. 72-6123208
 Attachment to 2010 Form 990-PF, Part II, Line 10B

Charles SCHWAB
 INSTITUTIONAL

ARTHUR WISDOM TTEE
 U/W MARY F WISDOM
 MGR: EATON VANCE MANAGEMENT

Account Number
 3336-7087

Statement Period
 December 1-31, 2010

Accounting Method
 Equities: First In First Out [FIFO]

Investment Detail - Equities (continued)

Equities (continued)	Quantity	Market Price	Market Value	Cost Basis	Acquired	% of Account Assets	Unrealized Gain or (Loss)	Estimated Yield	Holding Days	Estimated Annual Income	Holding Period
BHP BILLITON LTD ADR F	74,000	92.9200	6,876.08	6,876.08	08/20/09	2%	2,257.74	0.00%	498	0.00	Long-Term
SPONSORED ADR	74,000	62.4100	4,618.34	4,618.34	08/20/09		2,257.74				
1 ADR REP 2 ORD											
SYMBOL: BHP											
BOEING CO	36,000	65.2600	2,349.36	2,349.36	01/20/10	<1%	185.13	2.57%	345	60.48	Short-Term
SYMBOL: BA	36,000	60.1175	2,164.23	2,164.23	01/20/10		185.13				
C V S CAREMARK CORP	141,000	34.7700	4,902.57	4,902.57	06/07/10	1%	505.37	1.00%	207	49.35	Short-Term
SYMBOL: CVS	70,000	31.0081	2,170.57	2,170.57	06/07/10		263.33				
	31,000	32.1880	997.83	997.83	06/15/10		80.04				Short-Term
	40,000	30.7200	1,228.80	1,228.80	10/27/10		162.00				Short-Term
Cost Basis			4,397.20								
CARNIVAL CORP NEW F	83,000	46.1100	3,827.13	3,827.13	08/20/09	<1%	1,312.39	0.86%	498	33.20	Long-Term
PAIRED STK	83,000	30.2980	2,514.74	2,514.74	08/20/09		1,312.39				
SPECIAL VTG TR											
SYMBOL: CCL											
CATERPILLAR INC	29,000	93.6600	2,716.14	2,716.14	11/13/09	<1%	1,011.52	1.87%	413	51.04	Long-Term
SYMBOL: CAT	29,000	58.7800	1,704.62	1,704.62	11/13/09		1,011.52				
CISCO SYSTEMS INC	102,000	20.2300	2,063.46	2,063.46	08/20/09	<1%	(165.95)	0.00%	498	0.00	Long-Term
SYMBOL: CSCO	102,000	21.8569	2,229.41	2,229.41	08/20/09		(165.95)				
CITIGROUP INC	628,000	4.7300	2,970.44	2,970.44	12/20/10	<1%	6.15	0.00%	11	0.00	Short-Term
SYMBOL: C	628,000	4.7202	2,964.29	2,964.29	12/20/10		6.15				
CONOCOPHILLIPS	166,000	68.1000	11,304.60	11,304.60	04/15/10	3%	2,169.49	3.23%	260	365.20	Short-Term
SYMBOL: COP	99,000	57.1480	5,657.66	5,657.66	04/15/10		1,084.24				Short-Term
	42,000	50.4880	2,120.50	2,120.50	05/26/10		739.70				Short-Term
	25,000	54.2780	1,356.95	1,356.95	06/15/10		345.55				Short-Term
Cost Basis			9,135.11								

G000001291152

Schwab has provided accurate gain and loss information wherever possible for most investments. Cost basis data may be incomplete or unavailable for some of your holdings. Please see "Endnotes for Your Account" section for an explanation of the endnote codes and symbols on this statement.

CTCC2101-000129 18915

© 2008 Charles Schwab & Co., Inc. All rights reserved. Member SIPC. Schwab Institutional is a division of Charles Schwab & Co., Inc. ("Schwab"). This statement is furnished solely for your account at Schwab. Except as noted in this statement's Terms and Conditions, investment advisers whose names appear in this statement are not affiliated with Schwab. Please see Terms and Conditions (2002-2116, 2002-240) STP25265R1-02

Mary Freeman Wisdom Foundation
 Federal ID No. 72-6123208
 Attachment to 2010 Form 990-PF, Part II, Line 10B

charles SCHWAB
 INSTITUTIONAL

ARTHUR WISDOM TTEE
 U/W MARY F WISDOM
 MGR: EATON VANCE MANAGEMENT

Account Number
 3336-7087

Statement Period
 December 1-31, 2010

Accounting Method:
 Equities: First In First Out (FIFO)

Investment Detail - Equities (continued)

Equities (continued)	Quantity	Market Price	Market Value	Cost Basis	Acquired	% of Account Assets	Unrealized Gain or (Loss)	Estimated Yield	Holding Days	Estimated Annual Income	Holding Period
COVIDIEN PLC F	92,000	45.6600	4,200.72	4,200.72	<1%	<1%	425.73	1.75%		73.60	Long-Term
SYMBOL: COV	42,000	40.2400	1,690.08	1,690.08	08/20/09		227.64	498			Long-Term
	50,000	41.6982	2,084.91	2,084.91	06/15/10		198.09	199			Short-Term
Cost Basis			3,774.99								
DISNEY WALT CO	66,000	37.5100	2,475.66	2,475.66	<1%	<1%	386.21	1.06%		26.40	Short-Term
SYMBOL: DIS	66,000	31.6583	2,089.45	2,089.45	03/03/10		386.21	303			Short-Term
ERICSSON TEL ADR B NEW F	180,000	11.5300	2,075.40	2,075.40	<1%	<1%	363.96	0.00%		0.00	Long-Term
CL B SPONSORED ADR	180,000	9.5080	1,711.44	1,711.44	08/20/09		363.96	498			Long-Term
1 ADR REP 10 ORD											
SYMBOL: ERIC											
EXXON MOBIL CORPORATION	124,000	73.1200	9,066.88	9,066.88	2%	2%	1,040.41	2.40%		218.24	Long-Term
SYMBOL: XOM	65,000	68.6883	4,464.74	4,464.74	06/20/09		288.06	498			Long-Term
	27,000	64.9885	1,754.69	1,754.69	02/23/10		219.55	311			Short-Term
	32,000	56.4700	1,807.04	1,807.04	07/02/10		532.80	182			Short-Term
Cost Basis			8,026.47								
FIFTH THIRD BANCORP	299,000	14.6800	4,389.32	4,389.32	1%	1%	1,024.19	0.27%		11.96	Long-Term
SYMBOL: FITB	197,000	10.3980	2,048.41	2,048.41	06/20/09		843.55	498			Long-Term
	102,000	12.9090	1,316.72	1,316.72	10/27/10		180.64	65			Short-Term
Cost Basis			3,365.13								
FREEPORT MCMORAN COPPER	67,000	120.0900	8,046.03	8,046.03	2%	2%	3,558.78	0.99%		80.40	Long-Term
SYMBOL: FCX	51,000	62.3100	3,177.81	3,177.81	06/20/09		2,946.78	498			Long-Term
	16,000	81.8400	1,309.44	1,309.44	11/13/09		612.00	413			Long-Term
Cost Basis			4,487.25								
GENERAL DYNAMICS CORP	74,000	70.9600	5,251.04	5,251.04	1%	1%	709.70	2.36%		124.32	Long-Term
SYMBOL: GD	37,000	55.7800	2,063.86	2,063.86	06/20/09		561.66	498			Long-Term
	37,000	66.9589	2,477.48	2,477.48	10/22/09		148.04	435			Long-Term
Cost Basis			4,541.34								

Schwab has provided accurate gain and loss information wherever possible for most investments. Cost basis data may be incomplete or unavailable for some of your holdings. Please see "Endnotes for Your Account" section for an explanation of the endnote codes and symbols on this statement.

CTCC2101-000128 16816

© 2008 Charles Schwab & Co., Inc. All rights reserved. Member SIPC. Schwab Institutional is a division of Charles Schwab & Co., Inc. ("Schwab"). This statement is furnished solely for your account at Schwab. Except as noted in this statement's Terms and Conditions, investment advice whose names appear in this statement are not affiliated with Schwab. Please see Terms and Conditions (2002-2115, 2002-2440) STP25265R1-02



Mary Freeman Wisdom Foundation
 Federal ID No. 72-6123208
 Attachment to 2010 Form 990-PF, Part II, Line 10B

Charles SCHWAB
 INSTITUTIONAL

ARTHUR WISDOM TTEE
 U/W MARY F WISDOM
 MGR: EATON VANCE MANAGEMENT

Account Number
 3336-7087

Statement Period
 December 1-31, 2010

Accounting Method
 Equities: First In First Out [FIFO]

Investment Detail - Equities (continued)

Equities (continued)	Quantity	Market Price Cost Per Share	Market Value Cost Basis	% of Account Assets Acquired	Unrealized Gain or (Loss)	Estimated Yield	Estimated Annual Income	Holding Days	Estimated Annual Income	Holding Period
GENERAL ELECTRIC COMPANY	462,000	18.2900	8,449.98	2%	1,583.24	3.06%	258.72			
SYMBOL GE	238,000	13.8583	3,298.28	08/20/09	1,054.74	498	Long-Term			
	71,000	15.7200	1,116.12	11/13/09	182.47	413	Long-Term			
	89,000	16.0200	1,425.78	02/23/10	202.03	311	Short-Term			
	64,000	16.0400	1,026.56	10/27/10	144.00	65	Short-Term			
Cost Basis			6,866.74							
GOLDMAN SACHS GROUP INC	49,000	168.1600	8,239.84	2%	318.00	0.83%	68.60			
SYMBOL GS	40,000	162.1500	6,486.00	08/20/09	240.40	498	Long-Term			
	9,000	159.5377	1,435.84	09/02/09	77.60	485	Long-Term			
Cost Basis			7,921.84							
HESS CORPORATION	132,000	76.5400	10,103.28	2%	3,190.43	0.52%	52.80			
SYMBOL HES	89,000	50.7079	4,513.01	08/20/09	2,299.05	498	Long-Term			
	24,000	56.2000	1,348.80	09/22/09	488.16	465	Long-Term			
	19,000	55.3178	1,051.04	06/15/10	403.22	199	Short-Term			
Cost Basis			6,912.85							
HEWLETT-PACKARD COMPANY	114,000	42.1000	4,799.40	1%	(200.41)	0.76%	36.48			
SYMBOL HPQ	114,000	43.8579	4,999.81	08/20/09	(200.41)	498	Long-Term			
INTEL CORP	122,000	21.0300	2,565.66	<1%	131.73	2.99%	76.86			
SYMBOL INTC	67,000	19.6400	1,315.88	09/02/09	93.13	485	Long-Term			
	55,000	20.3281	1,118.05	06/07/10	38.60	207	Short-Term			
Cost Basis			2,433.93							
INTL BUSINESS MACHINES	42,000	146.7600	6,163.92	1%	1,166.34	1.77%	109.20			
SYMBOL IBM	42,000	118.9900	4,997.58	08/20/09	1,166.34	498	Long-Term			

G000001291252

Schwab has provided accurate gain and loss information wherever possible for most investments. Cost basis data may be incomplete or unavailable for some of your holdings. Please see "Endnotes for Your Account" section for an explanation of the endnote codes and symbols on this statement.

CTCC2101-000128 15917

© 2008 Charles Schwab & Co., Inc. All rights reserved. Member SIPC. Schwab Institutional is a division of Charles Schwab & Co., Inc. ("Schwab"). This statement is furnished solely for your account at Schwab. Except as noted in this statement's Terms and Conditions, Investment Advisors whose names appear in this statement are not affiliated with Schwab. Please see Terms and Conditions (2002-2115, 2002-240) STP25255R1-02

Mary Freeman Wisdom Foundation
 Federal ID No. 72-6123208
 Attachment to 2010 Form 990-PF, Part II, Line 10B

Charles SCHWAB
 INSTITUTIONAL

ARTHUR WISDOM TTEE
 U/W MARY F WISDOM
 MGR: EATON VANCE MANAGEMENT

Account Number 3336-7087
 Statement Period December 1-31, 2010

Accounting Method
 Equities: First In First Out (FIFO)

Investment Detail - Equities (continued)

Equities (continued)	Quantity	Market Price	Market Value	Cost Basis	Acquired	% of Account Assets	Unrealized Gain or (Loss)	Estimated Yield	Holding Days	Estimated Annual Income	Holding Period
JOHNSON & JOHNSON SYMBOL: JNJ	160,000	61.8500	9,896.00	9,896.00	2%	2%	14.37	3.49%		345.60	Short-Term
	30,000	64.9786	1,949.36	1,949.36	04/09/10		(93.86)	266			Short-Term
	19,000	64.8278	1,231.73	1,231.73	04/26/10		(56.58)	249			Short-Term
	57,000	60.3880	3,442.12	3,442.12	05/26/10		83.33	219			Short-Term
	18,000	60.5300	1,089.54	1,089.54	07/09/10		23.76	175			Short-Term
	26,000	59.0184	1,534.48	1,534.48	08/10/10		73.62	143			Short-Term
	10,000	63.4400	634.40	634.40	10/27/10		(15.90)	65			Short-Term
Cost Basis			9,881.63								
JPMORGAN CHASE & CO SYMBOL: JPM	250,000	42.4200	10,605.00	10,605.00	2%	2%	20.50	0.47%		50.00	Long-Term
	250,000	42.3380	10,584.50	10,584.50	08/20/09		20.50	498			Long-Term
KELLOGG COMPANY SYMBOL: K	60,000	51.0800	3,064.80	3,064.80	<1%	<1%	(143.72)	3.17%		97.20	Long-Term
	43,000	53.0386	2,280.66	2,280.66	12/01/09		(84.22)	395			Short-Term
	17,000	54.5800	927.86	927.86	06/15/10		(59.50)	199			Short-Term
Cost Basis			3,208.52								
KEYCORP INC NEW SYMBOL: KEY	436,000	8.8500	3,858.60	3,858.60	<1%	<1%	554.09	0.45%		17.44	Short-Term
	274,000	7.3600	2,016.64	2,016.64	01/28/10		408.26	337			Short-Term
	162,000	7.8880	1,277.87	1,277.87	05/26/10		155.83	219			Short-Term
Cost Basis			3,294.51								
KIMBERLY-CLARK CORP SYMBOL: KMB	49,000	63.0400	3,088.96	3,088.96	<1%	<1%	51.23	4.18%		129.36	Short-Term
	20,000	60.9580	1,219.16	1,219.16	05/26/10		41.64	219			Short-Term
	16,000	63.0581	1,008.93	1,008.93	06/15/10		(0.29)	199			Short-Term
	13,000	62.2800	809.64	809.64	10/27/10		9.88	65			Short-Term
Cost Basis			3,037.73								
KRAFT FOODS INC SYMBOL: KFT	96,000	31.5100	3,024.96	3,024.96	<1%	<1%	221.89	3.68%		111.36	Short-Term
	96,000	29.1986	2,803.07	2,803.07	08/23/10		221.89	130			Short-Term

Schwab has provided accurate gain and loss information wherever possible for most investments. Cost basis data may be incomplete or unavailable for some of your holdings. Please see "Endnotes for Your Account" section for an explanation of the endnote codes and symbols on this statement.

CTCC2101-000129 10/18

© 2008 Charles Schwab & Co. Inc. All rights reserved. Member SIPC. Schwab Institutional is a division of Charles Schwab & Co. Inc. ("Schwab"). This statement is furnished solely for your account at Schwab. Except as noted in this statement's Terms and Conditions, Investment Advisors whose names appear in this statement are not affiliated with Schwab. Please see Terms and Conditions (2002-2115, 2002-2140) S1TP23265R1-02

SIPC

Mary Freeman Wisdom Foundation
 Federal ID No. 72-6123208
 Attachment to 2010 Form 990-PF, Part II, Line 10B

Charles SCHWAB
 INSTITUTIONAL

ARTHUR WISDOM TTEE
 U/W MARY F WISDOM
 MGR: EATON VANCE MANAGEMENT

Account Number
 3336-7087

Statement Period
 December 1-31, 2010

Accounting Method
 Equities: First In First Out [FIFO]

Investment Detail - Equities (continued)

Equities (continued)	Quantity Units Purchased	Market Price Cost Per Share	Market Value Cost Basis	% of Account Assets Acquired	Unrealized Gain or (Loss)	Estimated Yield	Estimated Holding Days	Estimated Annual Income Holding Period
LINCOLN NATIONAL CORP SYMBOL: LNC	146,000 98,000 48,000	27.8100 23.8200 27.9281	4,060.26 2,334.36 1,340.55 3,674.91	<1% 08/20/09 06/15/10	385.35 391.02 (5.67)	0.14% 498 199		5.84 Long-Term Short-Term
<i>Cost Basis</i>								
MASTERCARD INC SYMBOL: MA	19,000 15,000 4,000	224.1100 202.4200 251.7600	4,258.09 3,036.30 1,007.04 4,043.34	<1% 08/20/09 01/28/10	214.75 325.35 (110.60)	0.26% 498 337		11.40 Long-Term Short-Term
<i>Cost Basis</i>								
MC DONALDS CORP SYMBOL: MCD	106,000 80,000 26,000	76.7600 56.2280 61.9784	8,136.56 4,498.24 1,611.44 6,109.68	2% 08/20/09 01/07/10	2,026.88 1,642.56 384.32	3.17% 498 358		258.64 Long-Term Short-Term
<i>Cost Basis</i>								
MERCK & CO INC NEW SYMBOL: MRK	225,000 132,000 25,000 39,000 29,000	36.0400 31.3180 38.1500 32.8082 34.8786 7,378.73	8,109.00 4,133.98 953.75 1,279.52 1,011.48 7,378.73	2% 08/20/09 01/28/10 08/28/10 08/23/10	730.27 623.30 (52.75) 126.04 33.68	4.21% 498 337 219 130		342.00 Long-Term Short-Term Short-Term Short-Term
<i>Cost Basis</i>								
METLIFE INC SYMBOL: MET	173,000 108,000 31,000 34,000	44.4400 37.5979 34.3200 35.8085 6,341.99	7,688.12 4,060.58 1,063.92 1,217.49 6,341.99	2% 08/20/09 11/13/09 01/28/10	1,346.13 738.94 313.72 293.47	1.66% 498 413 337		128.02 Long-Term Long-Term Short-Term
<i>Cost Basis</i>								
MICROSOFT CORP SYMBOL: MSFT	155,000 155,000	27.9100 23.6969	4,326.05 3,673.03	<1% 08/20/09	653.02 653.02	2.29% 498		99.20 Long-Term

G000001291352

Schwab has provided accurate gain and loss information wherever possible for most investments. Cost basis data may be incomplete or unavailable for some of your holdings. Please see "Endnotes for Your Account" section for an explanation of the endnote codes and symbols on this statement.

CTCC2101-000128 18819

© 2008 Charles Schwab & Co., Inc. All rights reserved. Member SIPC. Schwab Institutional is a division of Charles Schwab & Co., Inc. ("Schwab"). This statement is furnished solely for your account at Schwab. Except as noted in this statement's Terms and Conditions, investment advisors whose names appear in this statement are not affiliated with Schwab. Please see Terms and Conditions (2002-2116, 2002-240) sTP25256R1-02

Mary Freeman Wisdom Foundation
 Federal ID No. 72-6123208
 Attachment to 2010 Form 990-PF, Part II, Line 10B

Charles SCHWAB
 INSTITUTIONAL

ARTHUR WISDOM TTEE
 U/W MARY F WISDOM
 MGR: EATON VANCE MANAGEMENT

Account Number
 3336-7087

Statement Period
 December 1-31, 2010

Accounting Method
 Equities: First In First Out [FIFO]

Investment Detail - Equities (continued)

Equities (continued)	Quantity	Market Price Cost Per Share	Market Value Cost Basis	Account Assets Acquired	Unrealized Gain or (Loss)	Estimated Yield Holding Days	Estimated Annual Income Holding Period
NATIONAL GRID PLC ADR F	56,000	44.3800	2,485.28	<1%	80.70	2.30%	57.34
SPONSORED ADR	56,000	42.9389	2,404.58	09/08/10	80.70	114	Short-Term
1 ADR REPS 5 ORD SYMBOL: NSRG							
NESTLE S A REG B ADR F	152,000	58.7383	8,928.22	2%	2,509.01	0.00%	0.00
1 ADR REPS 1 ORD	131,000	40.3900	5,291.09	08/20/09	2,403.63	498	Long-Term
SYMBOL: NSRGY	21,000	53.7200	1,128.12	10/27/10	105.38	65	Short-Term
Cost Basis			6,419.21				
NORTHERN TRUST CORP	51,000	55.4100	2,825.91	<1%	(281.01)	2.02%	57.12
SYMBOL: NTRS	51,000	60.9200	3,106.92	08/20/09	(281.01)	498	Long-Term
OCCIDENTAL PETE CORP	115,000	98.1000	11,281.50	3%	2,962.63	1.54%	174.80
SYMBOL: OXY	115,000	72.3380	8,318.87	08/20/09	2,962.63	498	Long-Term
ORACLE CORPORATION	91,000	31.3000	2,848.30	<1%	855.40	0.63%	18.20
SYMBOL: ORCL	91,000	21.9000	1,992.90	08/20/09	855.40	498	Long-Term
P G & E CORP	135,000	47.8400	6,458.40	1%	751.68	3.80%	245.70
SYMBOL: PCG	135,000	42.2720	5,706.72	10/22/09	751.68	435	Long-Term
PACCAR INC	48,000	57.3400	2,752.32	<1%	870.91	0.83%	23.04
SYMBOL: PCAR	32,000	38.1590	1,253.09	10/22/09	581.79	435	Long-Term
Cost Basis	16,000	39.2700	628.32	07/02/10	289.12	182	Short-Term
			1,881.41				
PARKER-HANNIFIN CORP	36,000	86.3000	3,106.80	<1%	788.81	1.34%	41.76
SYMBOL: PH	36,000	64.3886	2,317.99	08/10/10	788.81	143	Short-Term

Schwab has provided accurate gain and loss information wherever possible for most investments. Cost basis data may be incomplete or unavailable for some of your holdings. Please see "Endnotes for Your Account" section for an explanation of the endnote codes and symbols on this statement.

CTCC2101-000129 16920

© 2005 Charles Schwab & Co., Inc. All rights reserved. Member SIPC. Schwab Institutional is a division of Charles Schwab & Co., Inc. ("Schwab"). This statement is furnished solely for your account at Schwab. Except as noted in this statement's Terms and Conditions, Investment Advisors whose names appear in this statement are not affiliated with Schwab. Please see Terms and Conditions. (2002-2115, 2002-240) STP2525R1-02

Mary Freeman Wisdom Foundation
Federal ID No. 72-6123208

Attachment to 2010 Form 990-PF, Part II, Line 10B

Charles SCHWAB
INSTITUTIONAL

ARTHUR WISDOM TTEE
U/W MARY F WISDOM
MGR: EATON VANCE MANAGEMENT

Account Number
3336-7087

Statement Period
December 1-31, 2010

Accounting Method
Equities: First In First Out (FIFO)

Investment Detail - Equities (continued)

Equities (continued)	Quantity	Market Price	Market Value	Cost Basis	Acquired	% of Assets	Unrealized Gain or (Loss)	Estimated Yield	Holding Days	Estimated Annual Income
PEABODY ENERGY CORP SYMBOL: BTU	146,000	63.9800	9,341.08	9,341.08	2%	01/07/10	2,708.11	0.53%	358	49.64
	65,000	50.8081	3,302.53	3,302.53	2%	03/03/10	856.17		303	Short-Term
	24,000	48.3379	1,160.11	1,160.11	2%	06/07/10	375.41		199	Short-Term
	34,000	35.5782	1,209.66	1,209.66	2%	08/20/09	965.66		498	Short-Term
	23,000	41.7682	960.67	960.67	2%	10/27/10	510.87		65	Short-Term
Cost Basis			6,632.97							
PEPSICO INCORPORATED SYMBOL: PEP	70,000	65.3300	4,573.10	4,573.10	1%	08/20/09	586.60	2.93%	498	134.40
	70,000	56.9500	3,986.50	3,986.50	1%	08/20/09	586.60		498	Long-Term
PFIZER INCORPORATED SYMBOL: PFE	588,000	17.5100	9,945.88	9,945.88	2%	08/20/09	772.76	4.11%	498	408.96
	455,000	16.2376	7,388.11	7,388.11	2%	06/07/10	578.94		207	Long-Term
	60,000	14.5181	871.09	871.09	2%	10/27/10	179.51		65	Short-Term
	53,000	17.2400	913.72	913.72	2%	10/27/10	14.31		498	Short-Term
Cost Basis			9,172.92							
PNC FINL SERVICES GP INC SYMBOL: PNC	152,000	60.7200	9,229.44	9,229.44	2%	08/20/09	2,914.15	0.65%	498	60.80
	152,000	41.5479	6,315.29	6,315.29	2%	08/20/09	2,914.15		498	Long-Term
PRUDENTIAL FINANCIAL INC SYMBOL: PRU	153,000	58.7100	8,982.63	8,982.63	2%	08/20/09	1,602.21	1.95%	498	175.95
	153,000	48.2380	7,380.42	7,380.42	2%	08/20/09	1,602.21		498	Long-Term
PUB SVC ENT GROUP INC SYMBOL: PEG	76,000	31.8100	2,417.56	2,417.56	<1%	07/28/10	(134.32)	4.30%	158	104.12
	56,000	33.9764	1,902.68	1,902.68	<1%	10/27/10	(121.32)		65	Short-Term
	20,000	32.4600	649.20	649.20	<1%	10/27/10	(13.00)		32	Short-Term
Cost Basis			2,551.88							
REYNOLDS AMERICAN INC SYMBOL: RAI	83,000	32.6200	2,707.46	2,707.46	<1%	11/29/10	91.48	6.00%	32	162.68
	83,000	31.5178	2,615.98	2,615.98	<1%	11/29/10	91.48		32	Short-Term

G000001291452

Schwab has provided accurate gain and loss information wherever possible for most investments. Cost basis data may be incomplete or unavailable for some of your holdings. Please see "Endnotes for Your Account" section for an explanation of the endnote codes and symbols on this statement.

CTCC2101-000129 18921
© 2008 Charles Schwab & Co., Inc. All rights reserved. Member SIPC. Schwab Institutional is a division of Charles Schwab & Co., Inc. ("Schwab"). This statement is furnished solely for your account at Schwab. Except as noted in this statement's Terms and Conditions, Investment Advisors whose names appear in this statement are not affiliated with Schwab. Please see Terms and Conditions (0002-116), (2002-240), STP26266R1-02

Mary Freeman Wisdom Foundation
Federal ID No. 72-6123208
Attachment to 2010 Form 990-PF, Part II, Line 10B

charles SCHWAB
INSTITUTIONAL

ARTHUR WISDOM TTEE
U/W MARY F WISDOM
MGR: EATON VANCE MANAGEMENT

Account Number
3336-7087

Statement Period
December 1-31, 2010

Accounting Method
Equities: First In First Out (FIFO)

Investment Detail - Equities (continued)

Equities (continued)	Quantity	Market Price	Market Value	Account	Unrealized	Estimated	Estimated	Estimated
	Units Purchased	Cost Per Share	Cost Basis	% of Assets Acquired	Gain or (Loss)	Yield	Yield	Annual Income
						Days	Days	Period
ROGERS COMMUN INC CL B F	63,000	34.6300	2,181.69	<1%	168.61	3.61%		78.84
CLASS B	19,000	31.0426	589.81	02/03/10	68.16	331		Short-Term
SYMBOL: RCI	44,000	32.3470	1,423.27	02/23/10	100.45	311		Short-Term
Cost Basis			2,013.08					
SEMPRA ENERGY	85,000	52.4800	4,460.80	1%	266.15	2.97%		132.60
SYMBOL: SRE	85,000	49.3488	4,194.65	04/29/10	266.15	246		Short-Term
STAPLES INC	112,000	22.7700	2,550.24	<1%	116.71	1.58%		40.32
SYMBOL: SPLS	112,000	21.7279	2,433.53	08/20/09	116.71	498		Long-Term
T J X COS INC	109,000	44.3900	4,838.51	1%	751.27	1.35%		65.40
SYMBOL: TJX	84,000	35.5600	2,987.04	08/20/09	741.72	498		Long-Term
Cost Basis	25,000	44.0080	1,100.20	06/07/10	9.55	207		Short-Term
Cost Basis			4,087.24					
TARGET CORPORATION	98,000	60.1300	5,892.74	1%	1,457.45	1.66%		96.00
SYMBOL: TGT	98,000	45.2580	4,435.29	08/20/09	1,457.45	498		Long-Term
THERMO FISHER SCIENTIFIC	52,000	55.3600	2,878.72	<1%	517.92	0.00%		0.00
SYMBOL: TMO	52,000	45.4000	2,360.80	08/20/09	517.92	498		Long-Term
TRAVELERS COMPANIES INC	41,000	55.7100	2,284.11	<1%	325.13	2.58%		59.04
SYMBOL: TRV	41,000	47.7800	1,958.98	08/20/09	325.13	498		Long-Term
TYCO INTL LTD NEW F	58,000	41.4400	2,403.52	<1%	360.21	2.22%		53.52
SYMBOL: TYC	58,000	35.2294	2,043.31	10/22/09	360.21	435		Long-Term
U S BANCORP DEL NEW	244,000	26.9700	6,580.68	2%	853.55	0.74%		48.80
SYMBOL: USB	126,000	22.0680	2,780.57	08/20/09	617.65	498		Long-Term
	71,000	24.1981	1,718.07	01/07/10	196.80	358		Short-Term
Cost Basis	47,000	26.1360	1,228.49	03/17/10	39.10	289		Short-Term
Cost Basis			5,727.13					

Schwab has provided accurate gain and loss information wherever possible for most investments. Cost basis data may be incomplete or unavailable for some of your holdings. Please see "Endnotes for Your Account" section for an explanation of the endnote codes and symbols on this statement.

CTCC2101-000128 16922

© 2008 Charles Schwab & Co., Inc. All rights reserved. Member SIPC. Schwab Institutional is a division of Charles Schwab & Co., Inc. ("Schwab"). This statement is furnished solely for your account at Schwab. Except as noted in this statement's Terms and Conditions, Investment Advisors whose names appear in this statement are not affiliated with Schwab. Please see Terms and Conditions (2008-2115, 2002-240) STP25266R1-02

Mary Freeman Wisdom Foundation
 Federal ID No. 72-6123208
 Attachment to 2010 Form 990-PF, Part II, Line 10B

Charles SCHWAB
 INSTITUTIONAL

ARTHUR WISDOM TTEE
 U/W MARY F WISDOM
 MGR: EATON VANCE MANAGEMENT

Account Number
 3336-7087

Statement Period
 December 1-31, 2010

Accounting Method
 Equities: First In First Out [FIFO]

Investment Detail - Equities (continued)

Equities (continued)	Quantity Units Purchased	Market Price Cost Per Share	Market Value Cost Basis	% of Account Assets Acquired	Unrealized Gain or (Loss)	Estimated Yield	Estimated Holding Days	Estimated Annual Income Holding Period
UNION PACIFIC CORP SYMBOL: UNP	79,000 79,000	92.6600 63.3964	7,320.14 5,008.32 ¹	2% 11/13/09	2,311.82 2,311.82	1.64% 413		120.08 Long-Term
UNITED STATES STEEL CORP SYMBOL: X	67,000 67,000	58.4200 39.7076	3,914.14 2,660.41 ¹	<1% 11/13/09	1,253.73 1,253.73	0.34% 413		13.40 Long-Term
UNITED TECHNOLOGIES CORP SYMBOL: UTX	74,000 74,000	78.7200 57.1181	5,825.28 4,226.74 ¹	1% 08/20/09	1,598.54 1,598.54	2.15% 498		125.80 Long-Term
UNITEDHEALTH GROUP INC SYMBOL: UNH	71,000 71,000	36.1100 28.4778	2,563.81 2,021.93 ¹	<1% 08/20/09	541.88 541.88	1.46% 498		37.63 Long-Term
VERIZON COMMUNICATIONS SYMBOL: VZ	124,000 124,000	35.7800 28.8878	4,436.72 3,582.09 ¹	1% 08/20/09	854.63 854.63	5.44% 498		241.80 Long-Term
VODAFONE GROUP NEW ADR F SPONSORED ADR 1 ADR REP 10 ORD SYMBOL: VOD	75,000 75,000	26.4400 26.4500	1,983.00 1,983.75	<1% 10/27/10	(0.75) (0.75)	1.75% 65		34.78 Short-Term
WAL-MART STORES INC SYMBOL: WMT	173,000 58,000	53.9300 51.7200	9,329.89 2,999.76 ¹	2% 08/20/09	428.32 128.18	2.24% 498		209.33 Long-Term
	23,000	50.7082	1,166.29 ¹	06/07/10	74.10	207		Short-Term
	21,000	51.5880	1,083.35 ¹	06/15/10	49.18	199		Short-Term
	23,000	49.2500	1,132.75 ¹	07/09/10	107.64	175		Short-Term
	23,000	51.0291	1,173.67 ¹	07/26/10	66.72	158		Short-Term
	25,000	53.8300	1,345.75	10/27/10	2.50	65		Short-Term
Cost Basis			8,901.57					
WASTE MANAGEMENT INC DEL SYMBOL: WM	86,000 86,000	36.8700 29.8880	3,170.82 2,570.37 ¹	<1% 08/20/09	600.45 600.45	3.41% 498		108.36 Long-Term

G000001291552

Schwab has provided accurate gain and loss information wherever possible for most investments. Cost basis data may be incomplete or unavailable for some of your holdings. Please see "Endnotes for Your Account" section for an explanation of the endnote codes and symbols on this statement.

CTCC2101-000128 16823

© 2008 Charles Schwab & Co., Inc. All rights reserved. Member SIPC. Schwab Institutional is a division of Charles Schwab & Co., Inc. ("Schwab"). This statement is furnished solely for your account at Schwab. Except as noted in this statement's Terms and Conditions, Investment Advisors whose names appear in this statement are not affiliated with Schwab. Please see Terms and Conditions [2002-2115, 2002-240] STP25265R1-02

Mary Freeman Wisdom Foundation
 Federal ID No. 72-6123208
 Attachment to 2010 Form 990-PF, Part II, Line 10B
 ARTHUR WISDOM TTEE
 U/W MARY F WISDOM
 MGR: EATON VANCE MANAGEMENT

Charles SCHWAB
 INSTITUTIONAL

Account Number
 3336-7087

Statement Period
 December 1-31, 2010

Investment Detail - Equities (continued)

Equities (continued)	Quantity Purchased	Market Price Cost Per Share	Market Value Cost Basis	% of Account Assets Acquired	Accounting Method Equities, First In First Out (FIFO)		
					Unrealized Gain or (Loss)	Estimated Yield	Estimated Annual Income Holding Period
WELLS FARGO & CO NEW	375.0000	30.9900	11,621.25	3%	1,331.25	0.64%	75.00
SYMBOL: WFC	375.0000	27.4400	10,290.00	08/20/09	1,331.25	498	Long-Term

[REDACTED]

Estimated Annual Income ("EAI") and Estimated Yield ("EY") calculations are for informational purposes only. The actual income and yield might be lower or higher than the estimated amounts. EY is based upon EAI and the current price of the security and will fluctuate. For certain types of securities, the calculations could include a return of principal or capital gains in which case EAI and EY would be overstated. EY and EAI are not promptly updated to reflect when an issuer has missed a regular payment or announced changes to future payments, in which case EAI and EY will continue to display at a prior rate.

Investment Detail - Other Assets

Other Assets	Quantity Purchased	Market Price Cost Per Share	Market Value Cost Basis	% of Account Assets Acquired	Accounting Method Other Assets, First In First Out (FIFO)		
					Unrealized Gain or (Loss)	Holding Days	Holding Period
AVALONBAY CMINTYS INC REIT	51.0000	112.5500	5,740.05	1%	2,464.83		498
SYMBOL: AYB	51.0000	64.2200	3,275.22	08/20/09	2,464.83		Long-Term
BOSTON PROPERTIES INC SYMBOL: BXP	32.0000	86.1000	2,755.20	<1%	902.72		498
	32.0000	57.8900	1,852.48	08/20/09	902.72		Long-Term
VORNADO REALTY TRUST REIT	48.0000	83.3300	3,999.84	<1%	1,122.31		435
SYMBOL: VNO	48.0000	59.9485	2,877.53	10/22/09	1,122.31		Long-Term

[REDACTED]

Schwab has provided accurate gain and loss information wherever possible for most investments. Cost basis data may be incomplete or unavailable for some of your holdings. Please see "Endnotes for Your Account" section for an explanation of the endnote codes and symbols on this statement.

CTCC2101-000129 16924

© 2008 Charles Schwab & Co., Inc. All rights reserved. Member SIPC. Schwab Institutional is a division of Charles Schwab & Co., Inc. ("Schwab"). This statement is furnished solely for your account at Schwab. Except as noted in this statement's Terms and Conditions, investment advisors whose names appear in this statement are not affiliated with Schwab. Please see Terms and Conditions (2002-2116, 2002-240) STP26266R1-02

charles SCHWAB
INSTITUTIONAL

Mary Freeman Wisdom Foundation
Federal ID No. 72-6123208
Attachment to 2010 Form 990-PF, Part II, Line 10B
ARTHUR WISDOM TTEE
U/W MARY F WISDOM
MGR: EATON VANCE MANAGEMENT

Account Number
3336-7087

Statement Period
December 1-31, 2010

Investment Detail - Total



G000001291652

charles SCHWAB
INSTITUTIONAL

Mary Freeman Wisdom Foundation
Federal ID No. 72-6123208

Attachment to 2010 Form 990-PF, Part II, Line 10B

ARTHUR WISDOM TTEE
U/W MARY F WISDOM
MGR: LAZARD ASSET MANAGEMENT

Account Number
3636-2186

Statement Period
December 1-31, 2010

This Period Year to Date

	Federally Tax-Exempt	Federally Taxable	Federally Tax-Exempt	Federally Taxable
Schwab One Interest	0.00	0.23	0.00	0.61
Cash Dividends	0.00	436.75	0.00	577.67

Investment Detail - Cash

	Market Value	% of Account Assets
Cash	2,918.96	<1%

Investment Detail - Equities

Equities	Quantity	Market Price	Market Value	Account Assets Acquired	Accounting Method		Estimated Annual Income	Holding Period
					Unrealized Gain or (Loss)	Estimated Yield		
ADV SEMICNDCTOR ENG ADRF	1,721.0000	5.7400	9,878.54	2%	4,089.22	0.00%	0.00	Long-Term
FUNGIBLE	1,721.0000	3.3639	5,789.32	08/24/09	4,089.22	494		
SPON ADR 1 ADR REP 5 ORD								
SYMBOL: ASX								
AKBANK T A S ADR F	854.0000	11.1501	9,522.19	2%	1,559.89	0.00%	0.00	Long-Term
SPONSORED ADR	356.6665	8.9775	3,201.98	08/24/09	774.89	494		
1 ADR REP 2 ORD	337.3335	8.9190	3,008.70	12/18/09	752.60	378		
SYMBOL: AKBTY	160.0000	10.9476	1,751.62	12/23/10	32.40	8		Short-Term
Cost Basis			7,962.30					

Schwab has provided accurate gain and loss information wherever possible for most investments. Cost basis data may be incomplete or unavailable for some of your holdings. Please see "Endnotes for Your Account" section for an explanation of the endnote codes and symbols on this statement.

CTCC2101-000128 16833

© 2009 Charles Schwab & Co., Inc. All rights reserved. Member SIPC. Schwab Institutional is a division of Charles Schwab & Co., Inc. ("Schwab"). This statement is furnished solely for your account at Schwab. Except as noted in this statement's Terms and Conditions, Investment Advisors whose names appear in this statement are not affiliated with Schwab. Please see Terms and Conditions (2009-2-116, 2002-2-40) STP25285R1-02

Mary Freeman Wisdom Foundation
Federal ID No. 72-6123208

Attachment to 2010 Form 990-PF, Part II, Line 10B
ARTHUR WISDOM TTEE
U/W MARY F WISDOM
MGR: LAZARD ASSET MANAGEMENT

Charles SCHWAB
INSTITUTIONAL

Account Number
3636-2186

Statement Period
December 1-31, 2010

Accounting Method
Equities: First In First Out (FIFO)

Investment Detail - Equities (continued)

Equities (continued)	Quantity	Market Price	Market Value	% of Account Assets Acquired	Unrealized Gain or (Loss)	Estimated Yield	Estimated Annual Income	Holding Period
	Units Purchased	Cost Per Share	Cost Basis			Days		
AMERICA MOVIL SAB L ADRF	250.0000	57.3400	14,335.00	3%	2,403.01	0.00%	0.00	Long-Term
SPONSORED ADR	250.0000	47.7279	11,931.99	08/24/09	2,403.01	494		
1 ADR REP 20 L SHS								
SYMBOL: AMX								
BANCO DO BRASIL ADR F	737.0000	18.9277	13,949.71	3%	2,004.20	0.00%	0.00	Short-Term
SPONSORED ADR	277.0000	17.6707	4,894.81	01/05/10	348.16	360		
1 ADR REPS 1 ORD	460.0000	15.3276	7,050.70	01/29/10	1,656.04	336		
SYMBOL: BDORY								
Cost Basis			11,945.51					
BANCO MACRO SA ADR F	206.0000	50.2000	10,341.20	2%	6,210.90	0.00%	0.00	Long-Term
SPONSORED ADR	206.0000	20.0500	4,130.30	08/24/09	6,210.90	494		
1 ADR REP 10 ORD								
SYMBOL: BMA								
CHINA CONSTR BANK ADR F	450.0000	17.9324	8,069.58	2%	695.09	0.00%	0.00	Short-Term
UNSPONSORED ADR	20.0000	16.8285	336.57	04/21/10	22.08	254		
1 ADR REPS 50 ORD	217.5000	16.6149	3,613.76	04/30/10	286.54	245		
SYMBOL: CICHY	110.0000	16.2713	1,789.85	05/11/10	182.71	234		
Cost Basis	102.5000	15.9444	1,634.31	08/01/10	203.76	213		
			7,374.49					
CIA DE BEBIDAS PFD ADR F	325.0000	31.0300	10,084.75	2%	604.75	0.00%	0.00	Short-Term
SPONSORED ADR	325.0000	29.1692	9,480.00	12/20/10	604.75	11		
1 ADR REP 1 PFD SHS								
SYMBOL: ABV								
CIA ENER DE MINAS ADR F	840.0000	16.5900	13,935.60	3%	1,484.68	4.75%	682.66	Long-Term
SPONSORED ADR	452.3000	13.6167	6,158.87	08/24/09	1,344.79	494		
1 ADR REPS 1 PFD SH	216.7000	15.3307	3,322.17	04/01/10	272.88	274		
SYMBOL: CIG	171.0000	17.3677	2,969.88	11/19/10	(132.99)	42		
Cost Basis			12,450.92					

Schwab has provided accurate gain and loss information wherever possible for most investments. Cost basis data may be incomplete or unavailable for some of your holdings. Please see "Endnotes for Your Account" section for an explanation of the endnote codes and symbols on this statement.

CTCC2101-000129 16934

© 2008 Charles Schwab & Co., Inc. All rights reserved. Member SIPC. Schwab Institutional is a division of Charles Schwab & Co., Inc. ("Schwab"). This statement is furnished solely for your account at Schwab. Except as noted in this statement's Terms and Conditions, Investment Advisors whose names appear in this statement are not affiliated with Schwab. Please see Terms and Conditions (2002-2116, 2002-240) & TP25266R1-02

Mary Freeman Wisdom Foundation
Federal ID No. 72-6123208

Attachment to 2010 Form 990-PF, Part II, Line 10B

charles SCHWAB
INSTITUTIONAL

ARTHUR WISDOM TTEE

U/W MARY F WISDOM

MGR: LAZARD ASSET MANAGEMENT

Account Number
3636-2186

Statement Period
December 1-31, 2010

Accounting Method
Equities: First In First Out [FIFO]

Investment Detail - Equities (continued)

Equities (continued)	Quantity	Market Price	Market Value	Account Assets	Unrealized Gain or (Loss)	Estimated Yield	Estimated Annual Income	Holding Period
	Units Purchased	Cost Per Share	Cost Basis	Acquired		Holding Days		
CIA SIDERURGICA SPN ADRF	722.0000	16.6700	12,035.74	2%	1,254.90	0.00%	0.00	
SPONSORED ADR	388.0000	14.4907	5,622.40	01/28/10	845.56	337	Short-Term	
1 ADR REPS 1 ORD	134.0000	14.2598	1,910.82	02/05/10	322.96	329	Short-Term	
SYMBOL: SID	200.0000	16.2381	3,247.62	12/16/10	86.38	15	Short-Term	
Cost Basis			10,780.84					
CIELO S A ADR F	2,322.0000	8.1024	18,813.77	4%	(2,647.12)	0.00%	0.00	
SPONSORED ADR	798.0000	10.1654	8,112.06	05/17/10	(1,646.34)	228	Short-Term	
1 ADR REPS 1 ORD	1.0000	8.2400	8.24	05/25/10	(0.14)	220	Short-Term	
SYMBOL: CIOXY	72.0000	9.0100	648.72	06/03/10	(65.35)	211	Short-Term	
	621.0000	8.8500	5,495.85	06/07/10	(464.26)	207	Short-Term	
	343.0000	9.4900	3,255.07	10/14/10	(475.95)	78	Short-Term	
	487.0000	8.0922	3,940.95	12/20/10	4.92	11	Short-Term	
Cost Basis			21,460.89					
COMMERCIAL INTL BK ADR F	1,896.0000	8.1654	15,481.60	3%	5,290.60	0.00%	0.00	
SPONSORED ADR	1,896.0000	5.3750	10,191.00	08/24/09	5,290.60	494	Long-Term	
1 ADR REP 1 ORD								
SYMBOL: CIBEY								
FOMENTO ECO MEX SAB ADRF	179.0000	55.9200	10,009.68	2%	2,946.70	0.00%	0.00	
SPON ADR REP 10 UTS -	179.0000	39.4579	7,062.98	08/24/09	2,946.70	494	Long-Term	
1UT = 1B + 4D SHS								
SYMBOL: FMX								
GRUPO TELEVISA SA DE CVF	442.0000	25.9300	11,461.06	2%	3,402.34	0.00%	0.00	
GLOBAL DEP RCPT REP ORD	430.0000	18.2280	7,838.04	08/24/09	3,311.86	494	Long-Term	
PARTN CTF 1 DEP = 5 CPO	12.0000	18.3900	220.68	09/17/09	90.48	470	Long-Term	
SYMBOL: TV								
Cost Basis			8,058.72					

G000001292152

Schwab has provided accurate gain and loss information wherever possible for most investments. Cost basis data may be incomplete or unavailable for some of your holdings. Please see "Endnotes for Your Account" section for an explanation of the endnote codes and symbols on this statement.

CTCC2101-000129 16935

© 2008 Charles Schwab & Co., Inc. All rights reserved. Member SIPC. Schwab Institutional is a division of Charles Schwab & Co., Inc. ("Schwab"). This statement is furnished solely for your account at Schwab. Except as noted in this statement's Terms and Conditions, Investment Advisors whose names appear in this statement are not affiliated with Schwab. Please see Terms and Conditions (2002-2115, 2002-240) STP25265R 1-02

Mary Freeman Wisdom Foundation
 Federal ID No. 72-6123208
 Attachment to 2010 Form 990-PF, Part II, Line 10B

Charles SCHWAB
 INSTITUTIONAL

ARTHUR WISDOM TTEE
 U/W MARY F WISDOM
 MGR: LAZARD ASSET MANAGEMENT

Account Number
 3636-2186

Statement Period
 December 1-31, 2010

Accounting Method
 Equities: First In First Out [FIFO]

Investment Detail - Equities (continued)

Equities (continued)	Quantity Units Purchased	Market Price Cost Per Share	Market Value Cost Basis	% of Account Assets Acquired	Unrealized Gain or (Loss)	Estimated Yield	Estimated Annual Income	Holding Days	Estimated Annual Income	Holding Period
HOMEX DEVELOPMENT CORP F SYMBOL: HXM	242,000 97,000 37,000 108,000	33.8100 36.0379 33.3624 34.5513	8,182.02 3,495.68 1,234.41 3,731.55 8,461.64	2% 08/24/09 11/06/09 11/30/09	(279.62) (216.11) 16.56 (80.07)	0.00% 494 420 396	0.00 Long-Term Long-Term Long-Term			
<i>Cost Basis</i>										
INFOSYS TECH SPON ADR F SPONSORED ADR 1 ADR REP 1 ORD SYMBOL: INFY	137,000 137,000	76.0800 42.6779	10,422.96 5,846.88	2% 08/24/09	4,576.08 4,576.08	0.00% 494	0.00 Long-Term			
KIMBERLY CLARK DE ADR F SPONSORED ADR 1 ADR REP 5 CL A ORD SYMBOL: KCDMY	310,000 310,000	30.5456 22.6000	9,469.14 7,006.00	2% 08/24/09	2,463.14 2,463.14	0.00% 494	0.00 Long-Term			
KOC HOLDINGS AS ADR F UNSPONSORED ADR 1 ADR REPS 5 ORD SYMBOL: KHOLY	275,000 149,000 126,000	24.4314 13.6500 13.9970	6,718.64 2,033.85 1,763.63 3,797.48	1% 08/24/09 12/18/09	2,921.16 1,606.43 1,314.73	0.00% 494 378	0.00 Long-Term Long-Term			
<i>Cost Basis</i>										
KUMBA IRON ORE LTD ADR F SPONSORED ADR 1 ADR REPS 1 ORD SYMBOL: KIROY	154,000 154,000	64.1651 33.6600	9,881.43 5,183.64	2% 08/24/09	4,697.79 4,697.79	0.00% 494	0.00 Long-Term			
LUKOIL OIL CO SPON ADR F SPONSORED ADR 1 ADR REP 1 ORD SYMBOL: LUKOY	156,000 156,000	56.4000 51.7500	8,798.40 8,073.00	2% 08/24/09	725.40 725.40	0.00% 494	0.00 Long-Term			

Schwab has provided accurate gain and loss information wherever possible for most investments. Cost basis data may be incomplete or unavailable for some of your holdings. Please see "Endnotes for Your Account" section for an explanation of the endnote codes and symbols on this statement.

CTCC2101-000129 16936

© 2008 Charles Schwab & Co., Inc. All rights reserved. Member SIPC. Schwab Institutional is a division of Charles Schwab & Co., Inc. ("Schwab"). This statement is furnished solely for your account at Schwab. Except as noted in this statement's Terms and Conditions, Investment Advisors whose names appear in this statement are not affiliated with Schwab. Please see Terms and Conditions (2002-2116, 2002-240) STP25255R1-02

Mary Freeman Wisdom Foundation
 Federal ID No. 72-6123208
 Attachment to 2010 Form 990-PF, Part II, Line 10B
 ARTHUR WISDOM TTEE
 U/W MARY F WISDOM
 MGR: LAZARD ASSET MANAGEMENT

Charles SCHWAB
 INSTITUTIONAL

Account Number
 3636-2186
 Statement Period
 December 1-31, 2010

Accounting Method
 Equities: First In First Out (FIFO)

Investment Detail - Equities (continued)

Equities (continued)	Quantity	Market Price	Market Value	Account Assets	Unrealized Gain or (Loss)	Estimated Yield	Estimated Annual Income	Holding Period
	Units Purchased	Cost Per Share	Cost Basis	Acquired		Holding Days		
MASSMART HOLDINGS ADR F	201.0000	44.3487	8,914.09	2%	4,761.17	0.00%	0.00	
UNSPONSORED ADR	181.0000	20.3900	3,690.59	08/24/09	4,336.52	494	Long-Term	
1 ADR REP 2 ORD	20.0000	23.1165	462.33	12/15/09	424.64	381	Long-Term	
SYMBOL: MMRTY								
Cost Basis			4,152.92					
MOBILE TELESYSTEMS ADR F	663.0000	20.8700	13,836.81	3%	968.13	0.00%	0.00	
SPONSORED ADR	368.0000	17.8439	6,566.59	08/24/09	1,113.57	494	Long-Term	
1 ADR REPS 2 ORD	295.0000	21.3630	6,302.09	11/15/10	(145.44)	46	Short-Term	
SYMBOL: MBT								
Cost Basis			12,868.68					
MURRAY & ROBERTS ADR F	980.0000	6.0719	5,950.46	1%	(194.67)	0.00%	0.00	
SPONSORED ADR	519.0000	6.2600	3,248.94	08/24/09	(97.62)	494	Long-Term	
1 ADR REPS 1 ORD	461.0000	6.2824	2,896.19	12/14/09	(97.04)	382	Long-Term	
SYMBOL: MURZY								
Cost Basis			6,145.13					
NEDBANK GROUP LTD ADR F	244.0000	39.4060	9,615.06	2%	2,392.66	0.00%	0.00	
SPONSORED ADR	244.0000	29.6000	7,222.40	08/24/09	2,392.66	494	Long-Term	
1 ADR REP 2 ORD								
SYMBOL: NDBKY								
NETEASE.COM INC ADR F	203.0000	36.1500	7,338.45	2%	(1,013.12)	0.00%	0.00	
SPONSORED ADR	133.0000	42.5380	5,657.56	08/24/09	(849.61)	494	Long-Term	
1 ADR REPS 25 ORD	32.0000	39.4190	1,261.41	11/05/09	(104.61)	421	Long-Term	
SYMBOL: NTES	38.0000	37.7000	1,432.60	12/16/09	(58.90)	380	Long-Term	
Cost Basis			8,351.57					
ORASCOM CONSTR INDS ADRF	197.0000	49.7500	9,800.75	2%	557.51	0.00%	0.00	
SPONSORED ADR	197.0000	46.9200	9,243.24	12/23/10	557.51	8	Short-Term	
1 ADR REPS 1 ORD								
SYMBOL: ORSCY								

Schwab has provided accurate gain and loss information wherever possible for most investments. Cost basis data may be incomplete or unavailable for some of your holdings. Please see "Endnotes for Your Account" section for an explanation of the endnote codes and symbols on this statement.

CTCC2101-000128 16937

© 2008 Charles Schwab & Co., Inc. All rights reserved. Member SIPC. Schwab Institutional is a division of Charles Schwab & Co., Inc. ("Schwab"). This statement is furnished solely for your account at Schwab. Except as noted in this statement's Terms and Conditions, Investment Advisors whose names appear in this statement are not affiliated with Schwab. Please see Terms and Conditions (2002-2116, 2002-240) STP-2626SR1-02

G000001292252

Mary Freeman Wisdom Foundation
 Federal ID No. 72-6123208
 Attachment to 2010 Form 990-PF, Part II, Line 10B

Charles SCHWAB
 INSTITUTIONAL

ARTHUR WISDOM TTEE
 U/W MARY F WISDOM
 MGR: LAZARD ASSET MANAGEMENT

Account Number
 3636-2186

Statement Period
 December 1-31, 2010

Accounting Method
 Equities: First In First Out (FIFO)

Investment Detail - Equities (continued)

Equities (continued)	Quantity	Market Price Cost Per Share	Market Value Cost Basis	% of Account Assets Acquired	Unrealized Gain or (Loss)	Estimated Yield Holding Days	Estimated Annual Income Holding Period
ORIFLAME COSMETICS ADR F	520.0000	26.3281	13,690.61	3%	155.80	0.00%	0.00
SPONSORED ADR	294.0000	24.5000	7,203.00	08/24/09	537.46	494	Long-Term
1 ADR REPS 0.5 ORD	101.0000	27.4493	2,772.38	09/01/10	(113.24)	121	Short-Term
SYMBOL: OFLMY	125.0000	28.4754	3,559.43	11/09/10	(268.42)	52	Short-Term
Cost Basis			13,534.81				
PERUSAHAAN PERSEROAN F	378.0000	35.6450	13,473.81	3%	496.48	0.33%	45.08
PERSERO PT TELEKOM INDO	256.0000	33.1479	8,485.88	08/24/09	639.24	494	Long-Term
1 SPON ADR REP 40 B ORD	122.0000	36.8151	4,491.45	11/16/10	(142.76)	45	Short-Term
SYMBOL: TLK			12,977.33				
Cost Basis							
PHILIPPINE LONG DST ADRF	257.0000	58.2700	14,975.39	3%	1,315.93	0.00%	0.00
1 ADR REP 1 ORD SHS	197.0000	52.1179	10,267.24	08/24/09	1,211.95	494	Long-Term
SYMBOL: PHI	60.0000	56.5370	3,392.22	11/09/10	103.98	52	Short-Term
Cost Basis			13,659.46				
PRETORIA PORTLAND ADR F	719.0000	10.5657	7,596.74	2%	1,952.59	0.00%	0.00
UNSPONSORED ADR	719.0000	7.8500	5,644.15	08/24/09	1,952.59	494	Long-Term
1 ADR REPS 2 ORD							
SYMBOL: PPCYY							
PT BK MANDIRI PRSRO ADRF	709.0000	7.2142	5,114.87	1%	2,186.40	0.30%	15.46
UNSPONSORED ADR	709.0000	4.1304	2,928.47	08/26/09	2,186.40	492	Long-Term
1 ADR REPS 100 ORD							
SYMBOL: PPERY							
PT UTD TRACTORS TBK ADRF	288.0000	52.8302	15,215.10	3%	7,007.10	0.00%	0.00
UNSPONSORED	288.0000	28.5000	8,208.00	08/24/09	7,007.10	494	Long-Term
1 ADR REPS 20 ORD							
SYMBOL: PUTKY							

Schwab has provided accurate gain and loss information wherever possible for most investments. Cost basis data may be incomplete or unavailable for some of your holdings. Please see "Endnotes for Your Account" section for an explanation of the endnote codes and symbols on this statement.

CTCC2101-000129 18938

© 2008 Charles Schwab & Co., Inc. All rights reserved. Member SIPC. Schwab Institutional is a division of Charles Schwab & Co., Inc. ("Schwab"). This statement is furnished solely for your account at Schwab. Except as noted in this statement's Terms and Conditions, investment advisors whose names appear in this statement are not affiliated with Schwab. Please see Terms and Conditions (2008-2115, 2002-240) S1P25256R1-02



Mary Freeman Wisdom Foundation
Federal ID No. 72-6123208

Attachment to 2010 Form 990-PF, Part II, Line 10B

Charles SCHWAB
INSTITUTIONAL

ARTHUR WISDOM TTEE

U/W MARY F WISDOM

MGR: LAZARD ASSET MANAGEMENT

Account Number
3636-2186

Statement Period
December 1-31, 2010

Accounting Method
Equities: First In First Out (FIFO)

Investment Detail - Equities (continued)

Equities (continued)	Quantity	Market Price	Market Value	Account Assets	% of Assets	Unrealized Gain or (Loss)	Estimated Yield	Holding Days	Estimated Annual Income	Holding Period
SANLAM LTD NEW ADR F	531.0000	21.1012	11,204.74	2%	2%	4,036.24	0.00%	494	0.00	Long-Term
SPONSORED ADR	531.0000	13.5000	7,168.50	08/24/09		4,036.24				
1 ADR REPS										
SYMBOL: SLLDY										
SEMIEN GRESIK ADR F	255.0000	52.4417	13,372.63	3%		(124.65)	0.61%		81.96	Short-Term
UNSPONSORED ADR	165.0000	N/A	please provide	10/22/10		N/A	70			Short-Term
1 ADR REPS 50 ORD	90.0000	53.8266	4,844.40	11/24/10		(124.65)	37			Short-Term
SYMBOL: PSGTY										
Cost Basis			1344.54							
SHINHAN FINL GROUP ADR F	159.0000	93.8200	14,917.38	3%		3,487.11	0.00%		0.00	Long-Term
SPONSORED ADR	102.0000	69.2580	7,064.32	08/24/09		2,505.32	494			Long-Term
1 ADR REPS 2 ORD	35.0000	80.1722	2,806.03	12/16/09		477.67	380			Long-Term
SYMBOL: SHG	4.0000	68.5950	274.38	01/27/10		100.90	338			Short-Term
Cost Basis	18.0000	71.4188	1,285.54	01/29/10		403.22	336			Short-Term
			11,430.27							
SHOPRITE HLDNGS ADR F	291.0000	30.1251	8,766.40	2%		4,114.53	0.00%		0.00	Long-Term
UNSPONSORED ADR	291.0000	15.9858	4,651.87	11/04/09		4,114.53	422			Long-Term
1 ADR REPS 2 ORD										
SYMBOL: SRHGY										
STANDARD BANK GROUP ADR F	287.0000	32.5133	9,331.32	2%		2,041.52	0.00%		0.00	Long-Term
UNSPONSORED ADR	287.0000	25.4000	7,289.80	08/24/09		2,041.52	494			Long-Term
1 ADR REPS 2 ORD										
SYMBOL: SBGOY										
TAIWAN SEMICONDUCTR ADR F	1,301.0000	12.5400	16,314.54	3%		2,352.60	0.00%		0.00	Long-Term
SPONSORED ADR	1,181.0000	10.7400	12,683.94	08/24/09		2,125.80	494			Long-Term
1 ADR REPS 5 ORD	120.0000	10.6500	1,278.00	04/01/10		226.80	274			Short-Term
SYMBOL: TSM										
Cost Basis			13,961.94							

Schwab has provided accurate gain and loss information wherever possible for most investments. Cost basis data may be incomplete or unavailable for some of your holdings. Please see "Endnotes for Your Account" section for an explanation of the endnote codes and symbols on this statement.

CTCC2101-000129 16939

© 2008 Charles Schwab & Co., Inc. All rights reserved. Member SIPC. Schwab Institutional is a division of Charles Schwab & Co., Inc. ("Schwab"). This statement is furnished solely for your account at Schwab. Except as noted in this statement's Terms and Conditions, Investment Advisors whose names appear in this statement are not affiliated with Schwab. Please see Terms and Conditions (2002-2115, 2002-240) STP25265R1-02



G000001292352

Mary Freeman Wisdom Foundation
 Federal ID No. 72-6123208
 Attachment to 2010 Form 990-PF, Part II, Line 10B

Charles SCHWAB
 INSTITUTIONAL

ARTHUR WISDOM TTEE
 U/W MARY F WISDOM
 MGR: LAZARD ASSET MANAGEMENT

Account Number
 3636-2186

Statement Period
 December 1-31, 2010

Accounting Method
 Equities: First In First Out (FIFO)

Investment Detail - Equities (continued)

Equities (continued)	Quantity Units Purchased	Market Price Cost Per Share	Market Value Cost Basis	% of Account Assets Acquired	Unrealized Gain or (Loss)	Estimated Yield	Estimated Holding Days	Estimated Annual Income Holding Period
TIGER BRANDS ADR NEW F	286.0000	29.2680	8,370.65	2%	2,427.11	0.00%		0.00
SPONSORED ADR	199.0000	20.1000	3,999.90	08/24/09	1,824.43	494		Long-Term
1 ADR REP 1 ORD	87.0000	22.3406	1,943.64	12/17/09	602.68	379		Long-Term
SYMBOL: TBLMY			5,943.54					
Cost Basis								
TURKCELL ILETSM NEW ADR F	850.0000	17.1300	14,560.50	3%	704.71	0.00%		0.00
SPONSORED ADR	655.0000	17.1045	11,203.51	08/24/09	16.64	494		Long-Term
1 ADR REPS 2.5 ORD	70.0000	13.1161	918.13	05/26/10	280.97	219		Short-Term
SYMBOL: TKC	125.0000	13.8732	1,734.15	07/26/10	407.10	158		Short-Term
Cost Basis			13,855.79					
ULTRAPAR PART SPON ADR F	135.0000	64.6200	8,723.70	2%	2,697.16	0.00%		0.00
SPONSORED ADR	71.0000	42.6498	3,028.14	05/06/10	1,559.88	239		Short-Term
1 ADR REP 1 PFD	64.0000	46.8500	2,998.40	06/17/10	1,137.28	197		Short-Term
SYMBOL: UGP			6,026.54					
Cost Basis								
USINAS SIDE MINAS ADR F	992.0000	11.5422	11,449.86	2%	(1,757.38)	0.00%		0.00
SPONSORED ADR	956.0000	13.3250	12,738.70	08/24/09	(1,704.36)	494		Long-Term
1 ADR REPS 1 REG S PFD	36.0000	13.0150	468.54	09/21/09	(53.02)	466		Long-Term
SYMBOL: USNZY			13,207.24					
Cost Basis								
WEICHAJ POWER CO ADR F	130.0000	61.5541	8,002.03	2%	72.03	0.00%		0.00
UNSPONSORED ADR	130.0000	61.0000	7,930.00	10/27/10	72.03	65		Short-Term
1 ADR REPS 10 ORD								
SYMBOL: WEICY								

Schwab has provided accurate gain and loss information wherever possible for most investments. Cost basis data may be incomplete or unavailable for some of your holdings. Please see "Endnotes for Your Account" section for an explanation of the endnote codes and symbols on this statement.

CTCC2101-000129 16940

© 2009 Charles Schwab & Co., Inc. All rights reserved. Member SIPC. Schwab Institutional is a division of Charles Schwab & Co., Inc. ("Schwab"). This statement is furnished solely for your account at Schwab. Except as noted in this statement's Terms and Conditions, Investment Advisors whose names appear in this statement are not affiliated with Schwab. Please see Terms and Conditions, (2002-2115, 2002-240) STP25265R 1-02



Mary Freeman Wisdom Foundation
 Federal ID No. 72-6123208

Attachment to 2010 Form 990-PF, Part II, Line 10B

ARTHUR WISDOM TTEE

U/W MARY F WISDOM

MGR: LAZARD ASSET MANAGEMENT

Charles SCHWAB
 INSTITUTIONAL

Account Number
 3636-2186

Statement Period
 December 1-31, 2010

Investment Detail - Equities (continued)

Accounting Method
 Equities: First In First Out [FIFO]

Estimated Annual Income ("EAI") and Estimated Yield ("EY") calculations are for informational purposes only. The actual income and yield might be lower or higher than the estimated amounts. EY is based upon EAI and the current price of the security and will fluctuate. For certain types of securities, the calculations could include a return of principal or capital gains in which case EAI and EY would be overstated. EY and EAI are not promptly updated to reflect when an issuer has missed a regular payment or announced changes to future payments, in which case EAI and EY will continue to display at a prior rate.

Investment Detail - Other Assets

Accounting Method
 Other Assets: First In First Out [FIFO]

Other Assets	Quantity	Market Price	Market Value	% of Account Assets Acquired	Unrealized Gain or (Loss)	Holding Days	Holding Period
VALE SA SPN ADR F	563.0000	30.2200	17,013.86	4%	3,484.37		
SPONSORED ADR	253.0000	22.6730	5,736.27	02/10/10	1,909.39	324	Short-Term
1 ADR REP 1 CL A PFD SHS	89.0000	23.0553	2,051.93	02/11/10	637.65	323	Short-Term
SYMBOL: VALEP	133.0000	28.4200	3,779.86	04/07/10	239.40	268	Short-Term
Cost Basis	88.0000	22.2889	1,961.43	05/26/10	697.93	219	Short-Term
			13,629.49				

G000001292452

Mary Freeman Wisdom Foundation
 Federal ID No. 72-6123208
 Attachment to 2010 Form 990-PF, Part II, Line 10B

Charles SCHWAB
 INSTITUTIONAL

ARTHUR WISDOM TTEE
 U/W MARY F WISDOM
 MGR: DAVIDSON INVESTMENT

Account Number
 5790-6961

Statement Period
 December 1-31, 2010

This Period Year to Date

	Federally Tax-Exempt	Federally Taxable	Federally Tax-Exempt	Federally Taxable
Schwab One Interest	0.00	0.31	0.00	0.66
Cash Dividends	0.00	4,085.66	0.00	4,333.29

Investment Detail - Cash

	Market Value	% of Account Assets
Cash	26,344.54	4%

Investment Detail - Equities

Equities	Quantity Purchased	Market Price	Market Value	% of Account Assets Acquired	Accounting Method			
					Equities: First In First Out (FIFO)	Equities: First In First Out (FIFO)		
	Units Purchased	Cost Per Share	Cost Basis	Acquired	Unrealized Gain or (Loss)	Estimated Yield	Estimated Annual Income	Holding Period
AIRGAS INC	300.0000	62.4600	18,738.00	3%	158.70	1.60%	300.00	Short-Term
TENDER OFFER	300.0000	61.9310	18,579.30	12/23/10	158.70	8		
EXP 1/14/2011								
SYMBOL: ARG								
ALLEGHENY TECH INC NEW	260.0000	55.1800	14,346.80	2%	3,158.86	1.30%	187.20	Short-Term
SYMBOL: ATI	140.0000	44.4182	6,218.56	07/01/10	1,506.64	183		
	120.0000	41.4115	4,969.38	08/27/10	1,652.22	126		
Cost Basis			11,187.94					

Schwab has provided accurate gain and loss information wherever possible for most investments. Cost basis data may be incomplete or unavailable for some of your holdings. Please see "Endnotes for Your Account" section for an explanation of the endnote codes and symbols on this statement.

CTCC2101-000129 16951

© 2008 Charles Schwab & Co., Inc. All rights reserved. Member SIPC. Schwab Institutional is a division of Charles Schwab & Co., Inc. ("Schwab"). This statement is furnished solely for your account at Schwab. Except as noted in this statement's Terms and Conditions, Investment Advisors whose names appear in this statement are not affiliated with Schwab. Please see Terms and Conditions (2002-2115, 2002-240) STP25265R1-02

Mary Freeman Wisdom Foundation
 Federal ID No. 72-6123208
 Attachment to 2010 Form 990-PF, Part II, Line 10B

Charles SCHWAB
 INSTITUTIONAL

ARTHUR WISDOM TTEE
 U/W MARY F WISDOM
 MGR: DAVIDSON INVESTMENT

Account Number
 5790-6961

Statement Period
 December 1-31, 2010

Accounting Method
 Equities, First In First Out [FIFO]

Investment Detail - Equities (continued)

Equities (continued)	Quantity	Market Price	Market Value	% of Account Assets Acquired	Unrealized Gain or (Loss)	Estimated Yield	Estimated Annual Income	Holding Period
	Units Purchased	Cost Per Share	Cost Basis			Holding Days		
ALLIANCE DATA SYSTEMS	490,000	71.0300	34,804.70	5%	6,983.99	0.00%	0.00	
SYMBOL: ADS	375,000	55.7269	20,897.62	08/20/09	5,738.63	498	Long-Term	
Cost Basis	115,000	60.2007	6,923.09	06/29/10	1,245.36	185	Short-Term	
			27,820.71					
ALLOS THERAPEUTICS INC	1,730,000	4.6100	7,975.30	1%	(4,698.94)	0.00%	0.00	
SYMBOL: ALTH	700,000	8.0150	5,610.50	04/29/10	(2,383.50)	246	Short-Term	
Cost Basis	1,030,000	6.8580	7,063.74	05/20/10	(2,315.44)	225	Short-Term	
			12,674.24					
BLUE NILE INC	480,000	57.0600	27,388.80	4%	2,525.39	0.00%	0.00	
SYMBOL: NILE	95,000	56.7162	5,388.04	11/24/09	32.66	402	Long-Term	
	90,000	55.8447	5,026.03	01/20/10	109.37	345	Short-Term	
	80,000	54.8365	4,387.08	01/29/10	177.72	336	Short-Term	
	115,000	50.8004	5,842.05	02/11/10	719.85	323	Short-Term	
Cost Basis	100,000	42.2021	4,220.21	10/07/10	1,485.79	85	Short-Term	
			24,863.41					
CAPELLA EDUCATION CO	495,000	66.5800	32,957.10	5%	2,322.85	0.00%	0.00	
SYMBOL: CPLA	60,000	63.7880	3,827.28	08/20/09	167.52	498	Long-Term	
	115,000	62.1970	7,152.66	09/04/09	504.04	483	Long-Term	
	70,000	69.2795	4,849.57	10/30/09	(188.97)	427	Long-Term	
	95,000	67.2120	6,385.14	10/14/10	(60.04)	78	Short-Term	
Cost Basis	155,000	54.3200	8,419.60	11/17/10	1,900.30	44	Short-Term	
			30,634.25					

Schwab has provided accurate gain and loss information wherever possible for most investments. Cost basis data may be incomplete or unavailable for some of your holdings. Please see "Endnotes for Your Account" section for an explanation of the endnote codes and symbols on this statement.

CTCC2101-000129 16982

© 2009 Charles Schwab & Co., Inc. All rights reserved. Member SIPC. Schwab Institutional is a division of Charles Schwab & Co., Inc. ("Schwab"). This statement is furnished solely for your account at Schwab. Except as noted in this statement's Terms and Conditions, Investment Advisors whose names appear in this statement are not affiliated with Schwab. Please see Terms and Conditions (2002-2116, 2002-240) S1P25265R1-02

Mary Freeman Wisdom Foundation
Federal ID No. 72-6123208
Attachment to 2010 Form 990-PF, Part II, Line 10B

Charles SCHWAB
INSTITUTIONAL

ARTHUR WISDOM TTEE
U/W MARY F WISDOM
MGR: DAVIDSON INVESTMENT

Account Number
5790-6961

Statement Period
December 1-31, 2010

Accounting Method
Equities: First In First Out [FIFO]

Investment Detail - Equities (continued)

Equities (continued)	Quantity Units Purchased	Market Price Cost Per Share	Market Value Cost Basis	% of Account Assets Acquired	Unrealized Gain or (Loss)	Estimated Yield Holding Days	Estimated Annual Income Holding Period
COBIZ FINANCIAL INC	2,565,000	6.0800	15,595.20	2%	(264.31)	0.65%	102.60
SYMBOL: COBZ	930,000	6.9066	6,423.14	05/19/10	(768.74)	226	Short-Term
	890,000	6.4607	5,750.11	07/12/10	(338.91)	172	Short-Term
	45,000	4.9480	222.66	11/17/10	50.94	44	Short-Term
	100,000	4.9480	494.80	11/17/10	113.20	44	Short-Term
	100,000	4.9480	494.80	11/17/10	113.20	44	Short-Term
	500,000	4.9480	2,474.00	11/17/10	566.00	44	Short-Term
<i>Cost Basis</i>			15,859.51				
F E I COMPANY	755,000	26.4100	19,939.55	3%	3,353.57	0.00%	0.00
SYMBOL: FEIC	755,000	21.9881	16,585.98	08/20/09	3,353.57	498	Long-Term
FIRST CASH FINL SVCS INC	925,000	30.9900	28,665.75	4%	12,247.01	0.00%	0.00
SYMBOL: FCFS	530,000	17.7659	9,426.57	08/20/09	6,998.13	498	Long-Term
	395,000	17.7016	6,992.17	09/18/09	5,248.88	469	Long-Term
<i>Cost Basis</i>			16,418.74				
FLIR SYSTEMS INC	905,000	29.7500	26,923.75	4%	5,300.98	0.00%	0.00
SYMBOL: FLIR	555,000	22.4980	12,486.39	08/20/09	4,024.86	498	Long-Term
	250,000	26.7316	6,682.90	03/10/10	754.60	296	Short-Term
	100,000	24.5348	2,453.48	10/08/10	521.52	84	Short-Term
<i>Cost Basis</i>			21,622.77				
GEOEYE INC	450,000	42.3900	19,075.50	3%	7,305.02	0.00%	0.00
SYMBOL: GEOY	195,000	25.9087	5,052.20	09/24/09	3,213.85	463	Long-Term
	255,000	26.3461	6,718.28	05/07/10	4,091.17	238	Short-Term
<i>Cost Basis</i>			11,770.48				
GREEN DOT INC CL A	360,000	56.7400	20,426.40	3%	187.66	0.00%	0.00
SYMBOL: GDOT	165,000	63.1541	10,420.43	12/06/10	(1,058.33)	25	Short-Term
	195,000	50.3503	9,818.31	12/28/10	1,245.99	3	Short-Term
<i>Cost Basis</i>			20,238.74				

G000001293052

Schwab has provided accurate gain and loss information wherever possible for most investments. Cost basis data may be incomplete or unavailable for some of your holdings. Please see "Endnotes for Your Account" section for an explanation of the endnote codes and symbols on this statement.

CTCC2101-000129 16853

© 2008 Charles Schwab & Co., Inc. All rights reserved. Member SIPC. Schwab Institutional is a division of Charles Schwab & Co., Inc. ("Schwab"). This statement is furnished solely for your account at Schwab. Except as noted in this statement's Terms and Conditions, Investment Advisors whose names appear in this statement are not affiliated with Schwab. Please see Terms and Conditions (2002-2115; 2002-240) STP25265R1-02

Mary Freeman Wisdom Foundation
 Federal ID No. 72-6123208
 Attachment to 2010 Form 990-PF, Part II, Line 10B
 ARTHUR WISDOM TTEE
 U/W MARY F WISDOM
 MGR: DAVIDSON INVESTMENT

Charles SCHWAB
 INSTITUTIONAL

Account Number
 5790-6961

Statement Period
 December 1-31, 2010

Investment Detail - Equities (continued)

Equities (continued)	Quantity	Market Price	Market Value	Account Assets Acquired	Unrealized Gain or (Loss)	Estimated Yield	Estimated Annual Income	Holding Days	Holding Period	Accounting Method
										Equities: First In First Out (FIFO)
HERBALIFE LTD F	355,000	68.3700	24,271.35	3%	4,922.72	1.46%	355.00			
SYMBOL: HLF	135,000	48.1248	6,496.85	04/23/10	2,733.10	252	Short-Term			
	145,000	55.1082	7,990.69	08/03/10	1,922.96	150	Short-Term			
	75,000	64.8145	4,861.09	10/18/10	266.66	74	Short-Term			
Cost Basis			19,348.63							
HOUSTON WIRE & CABLE CO	1,655,000	13.4400	22,243.20	3%	3,402.48	2.52%	562.70			
SYMBOL: HWCC	1,155,000	10.7467	12,412.47	08/20/09	3,110.73	498	Long-Term			
	500,000	12.8565	6,428.25	03/11/10	291.75	295	Short-Term			
Cost Basis			18,840.72							
IMAX CORP F	305,000	28.0700	8,561.35	1%	1,459.12	0.00%	0.00			
SYMBOL: IMAX	305,000	23.2860	7,102.23	11/17/10	1,459.12	44	Short-Term			
INNERWORKING INC	2,555,000	6.5500	16,735.25	2%	2,202.71	0.00%	0.00			
SYMBOL: INWK	1,065,000	6.1124	6,509.78	08/20/09	465.97	498	Long-Term			
	1,490,000	5.3844	8,022.76	03/26/10	1,736.74	280	Short-Term			
Cost Basis			14,532.54							
LINCOLN ELEC HLDGS INC	325,000	65.2700	21,212.75	3%	4,012.33	1.89%	493.00			
SYMBOL: LECO	220,000	49.4538	10,879.84	08/31/10	3,479.56	122	Short-Term			
	105,000	60.1960	6,320.58	11/17/10	532.77	44	Short-Term			
Cost Basis			17,200.42							
MADDEN STEVEN LTD	435,000	41.7200	18,148.20	2%	7,890.96	0.00%	0.00			
SYMBOL: SHOO	262,000	21.0728	5,531.61	08/20/09	5,419.89	498	Long-Term			
	172,500	27.3949	4,725.63	02/23/10	2,471.07	311	Short-Term			
Cost Basis			10,257.24							
MARTIN MARIETTA MATRLS	115,000	92.2400	10,607.60	1%	115.76	1.73%	184.00			
SYMBOL: MLM	50,000	93.5824	4,679.12	05/19/10	(67.12)	226	Short-Term			
	65,000	89.4264	5,812.72	06/04/10	192.88	210	Short-Term			
Cost Basis			10,491.84							

Schwab has provided accurate gain and loss information wherever possible for most investments. Cost basis data may be incomplete or unavailable for some of your holdings. Please see "Endnotes for Your Account" section for an explanation of the endnote codes and symbols on this statement.

CTCC2101-000128 16954

© 2008 Charles Schwab & Co., Inc. All rights reserved. Member SIPC. Schwab Institutional is a division of Charles Schwab & Co., Inc. ("Schwab"). This statement is furnished solely for your account at Schwab. Except as noted in this statement's Terms and Conditions, Investment Advisors whose names appear in this statement are not affiliated with Schwab. Please see Terms and Conditions (2002-2116, 2002-240) STP25265R1-02

Mary Freeman Wisdom Foundation
 Federal ID No. 72-6123208
 Attachment to 2010 Form 990-PF, Part II, Line 10B
 ARTHUR WISDOM TTEE
 U/W MARY F WISDOM
 MGR: DAVIDSON INVESTMENT

Charles SCHWAB
 INSTITUTIONAL

Account Number
 5790-6961

Statement Period
 December 1-31, 2010

Accounting Method
 Equities - First In First Out (FIFO)

Investment Detail - Equities (continued)

Equities (continued)	Quantity	Market Price	Market Value	Account Assets	Unrealized Gain or (Loss)	Estimated Yield	Estimated Annual Income
	Units Purchased	Cost Per Share	Cost Basis	Acquired		Holding Days	Holding Period
MASIMO CORP NEW	750.0000	29.0700	21,802.50	3%	1,587.12	0.00%	0.00
SYMBOL: MASI	175.0000	28.0416	4,907.28	12/16/09	179.97	380	Long-Term
	240.0000	28.2835	6,788.04	01/14/10	188.76	351	Short-Term
	335.0000	25.4330	8,520.06	04/09/10	1,218.39	266	Short-Term
Cost Basis			20,215.38				
N V E CORPORATION NEW	280.0000	57.8300	16,192.40	2%	3,918.70	0.00%	0.00
SYMBOL: NVEC	130.0000	44.7755	5,820.82	01/11/10	1,697.08	354	Short-Term
	150.0000	43.0192	6,452.88	01/22/10	2,221.62	343	Short-Term
Cost Basis			12,273.70				
OPTIONSPRESS HOLDINGS	705.0000	15.6700	11,047.35	2%	(367.12)	0.00%	0.00
SYMBOL: OXPS	315.0000	17.6219	5,550.90	09/18/09	(614.85)	469	Long-Term
	390.0000	15.0347	5,863.57	12/04/09	247.73	392	Long-Term
Cost Basis			11,414.47				
PEGASYSTEMS INC	710.0000	36.6300	26,007.30	4%	3,153.66	0.32%	85.20
SYMBOL: PEGA	120.0000	36.0339	4,324.07	03/01/10	71.53	305	Short-Term
	170.0000	38.7771	6,592.12	03/25/10	(365.02)	281	Short-Term
	225.0000	34.0727	7,666.36	04/23/10	575.39	252	Short-Term
	195.0000	21.9030	4,271.09	08/27/10	2,871.76	126	Short-Term
Cost Basis			22,853.64				
RIGHTNOW TECHS NEW	1,555.0000	23.6700	36,806.85	5%	17,373.60	0.00%	0.00
SYMBOL: RNOW	1,555.0000	12.4972	19,433.25	08/20/09	17,373.60	498	Long-Term
RITCHE BROS AUCTIONEERF	305.0000	23.0500	7,030.25	<1%	1,226.90	1.82%	128.10
SYMBOL: RBA	25.0000	21.8540	546.35	03/10/10	29.90	296	Short-Term
	280.0000	18.7750	5,257.00	06/29/10	1,197.00	185	Short-Term
Cost Basis			5,803.35				

G000001293152

Schwab has provided accurate gain and loss information wherever possible for most investments. Cost basis data may be incomplete or unavailable for some of your holdings. Please see "Endnotes for Your Account" section for an explanation of the endnote codes and symbols on this statement.

CTCC2101-000129 16865

© 2008 Charles Schwab & Co., Inc. All rights reserved. Member SIPC. Schwab Institutional is a division of Charles Schwab & Co., Inc. ("Schwab"). This statement is furnished solely for your account at Schwab. Except as noted in this statement's Terms and Conditions, Investment Advisors whose names appear in this statement are not affiliated with Schwab. Please see Terms and Conditions (2002-2115, 2002-240) STP25255R1-02

Mary Freeman Wisdom Foundation
 Federal ID No. 72-6123208
 Attachment to 2010 Form 990-PF, Part II, Line 10B

Charles SCHWAB
 INSTITUTIONAL

ARTHUR WISDOM TTEE
 U/W MARY F WISDOM
 MGR: DAVIDSON INVESTMENT

Account Number
 5790-6961

Statement Period
 December 1-31, 2010

Accounting Method
 Equities, First In First Out (FIFO)

Investment Detail - Equities (continued)

Equities (continued)	Quantity Units Purchased	Market Price Cost Per Share	Market Value Cost Basis	% of Account Assets Acquired	Unrealized Gain or (Loss)	Estimated Yield	Holding Days	Estimated Annual Income
SUPERIOR ENERGY SERVICES	740,000	34.9900	25,892.60	4%	10,940.54	0.00%		0.00
SYMBOL: SPN	195,000	18.1880	3,546.66	08/20/09	3,276.39	498		Long-Term
	255,000	18.0663	4,606.93	08/31/09	4,315.52	487		Long-Term
	290,000	23.4430	6,798.47	02/02/10	3,348.63	332		Short-Term
Cost Basis			14,952.06					
SVB FINANCIAL GROUP INC	505,000	53.0500	26,790.25	4%	7,787.97	0.00%		0.00
SYMBOL: SIVB	505,000	37.6282	19,002.28	08/20/09	7,787.97	498		Long-Term
TERRENO REALTY CORP	460,000	17.9300	8,247.80	1%	(833.53)	0.00%		0.00
SYMBOL: TRNO	295,000	19.4560	5,739.52	03/24/10	(450.17)	282		Short-Term
	165,000	20.2533	3,341.81	03/31/10	(383.36)	275		Short-Term
Cost Basis			9,081.33					
THOR INDUSTRIES INC	335,000	33.9600	11,376.60	2%	431.61	1.17%		134.00
SYMBOL: THO	335,000	32.6716	10,944.99	12/15/10	431.61	16		Short-Term
TRANSCEND SERVICES NEW	645,000	19.5900	12,635.55	2%	3,534.54	0.00%		0.00
SYMBOL: TRCR	645,000	14.1100	9,101.01	08/03/10	3,534.54	150		Short-Term
TRUE RELIGION APPAREL	1,130,000	22.2600	25,153.80	3%	(2,020.58)	0.00%		0.00
SYMBOL: TRLG	350,000	28.5936	10,007.76	05/11/10	(2,216.76)	234		Short-Term
	345,000	22.2811	7,686.98	06/30/10	(7.28)	184		Short-Term
	250,000	21.3584	5,339.62	08/18/10	225.38	135		Short-Term
	185,000	22.3784	4,140.02	10/07/10	(21.92)	85		Short-Term
Cost Basis			27,174.38					
WESTERN DIGITAL CORP	375,000	33.9000	12,712.50	2%	1,067.34	0.00%		0.00
SYMBOL: WDC	205,000	30.7847	6,310.88	07/01/10	638.62	183		Short-Term
	170,000	31.3781	5,334.28	07/16/10	428.72	168		Short-Term
Cost Basis			11,645.16					

Schwab has provided accurate gain and loss information wherever possible for most investments. Cost basis data may be incomplete or unavailable for some of your holdings. Please see "Endnotes for Your Account" section for an explanation of the endnote codes and symbols on this statement.

CTCC2101-000129 16956

© 2008 Charles Schwab & Co., Inc. All rights reserved. Member SIPC. Schwab Institutional is a division of Charles Schwab & Co., Inc. ("Schwab"). This statement is furnished solely for your account at Schwab. Except as noted in this statement's Terms and Conditions, Investment Advisors whose names appear in this statement are not affiliated with Schwab. Please see Terms and Conditions (2002-2115, 2002-240) S1P25265R1-02

Mary Freeman Wisdom Foundation
Federal ID No. 72-6123208

Attachment to 2010 Form 990-PF, Part II, Line 10B
ARTHUR WISDOM TTEE
U/W MARY F WISDOM
MGR: DAVIDSON INVESTMENT

charles SCHWAB
INSTITUTIONAL

Account Number
5790-6961

Statement Period
December 1-31, 2010

Investment Detail - Equities (continued)

Accounting Method
Equities, First In First Out [FIFO]

Equities (continued)	Quantity	Market Price	Market Value	% of Account Assets Acquired	Unrealized Gain or (Loss)	Estimated Yield	Estimated Annual Income	Holding Period
WHITING PETROLEUM CORP SYMBOL: WLL	220.0000 220.0000	117.1900 48.2080	25,781.80 10,605.76	4% 08/20/09	15,176.04 15,176.04	0.00% 498	0.00 Long-Term	
ZOLL MEDICAL CORP SYMBOL: ZOLL	780.0000 270.0000 215.0000 295.0000	37.2300 18.3988 22.9081 24.2054	29,039.40 4,967.15 4,924.83 7,140.62	4% 08/20/09 11/11/09 07/21/10	12,006.80 5,084.95 3,079.62 3,842.23	0.00% 498 415 163	0.00 Long-Term Long-Term Short-Term	
Cost Basis			17,032.60					

Estimated Annual Income ("EAI") and Estimated Yield ("EY") calculations are for informational purposes only. The actual income and yield might be lower or higher than the estimated amounts EY is based upon EAI and the current price of the security and will fluctuate. For certain types of securities, the calculations could include a return of principal or capital gains in which case EAI and EY would be overstated. EY and EAI are not promptly updated to reflect when an issuer has missed a regular payment or announced changes to future payments, in which case EAI and EY will continue to display at a prior rate.

G000001293252

Schwab has provided accurate gain and loss information wherever possible for most investments. Cost basis data may be incomplete or unavailable for some of your holdings. Please see "Endnotes for Your Account" section for an explanation of the endnote codes and symbols on this statement.

CTCC2101-000129 16957

© 2008 Charles Schwab & Co. Inc. All rights reserved. Member SIPC. Schwab Institutional is a division of Charles Schwab & Co. Inc. ("Schwab"). This statement is furnished solely for your account at Schwab. Except as noted in this statement, Terms and Conditions, Investment Advice whose names appear in this statement are not affiliated with Schwab. Please see Terms and Conditions (2002-2115), 2002-2400 STP25265R1-02



Mary Freeman Wisdom Foundation
 Federal ID No. 72-6123208
 Attachment to 2010 Form 990-PF, Part II, Line 10B
 ARTHUR WISDOM TTEE
 U/W MARY F WISDOM
 MGR: DAVIDSON INVESTMENT

Charles SCHWAB
 INSTITUTIONAL

Account Number 5790-6961
 Statement Period December 1-31, 2010

Accounting Method
 Other Assets - First In First Out (FIFO)

Investment Detail - Other Assets

Other Assets	Quantity	Market Price	Market Value	% of Account Assets Acquired	Unrealized Gain or (Loss)	Holding Days	Holding Period
VENTAS INC REIT	375.0000	52.4800	19,680.00	3%	5,618.25	498	Long-Term
SYMBOL: VTR	375.0000	37.4980	14,061.75	08/20/09	5,618.25		

VENTAS INC REIT (VTR) is a publicly traded real estate investment trust (REIT) that owns and operates a portfolio of commercial real estate properties. The company's primary focus is on the ownership and management of high-quality, long-term commercial real estate assets. VTR's portfolio includes a diverse mix of property types, including office buildings, retail centers, and multi-family residential properties. The company's strategy is to generate stable, long-term cash flow through rental income and property appreciation. VTR is listed on the New York Stock Exchange (NYSE) under the ticker symbol VTR.

VENTAS INC REIT (VTR) is a publicly traded real estate investment trust (REIT) that owns and operates a portfolio of commercial real estate properties. The company's primary focus is on the ownership and management of high-quality, long-term commercial real estate assets. VTR's portfolio includes a diverse mix of property types, including office buildings, retail centers, and multi-family residential properties. The company's strategy is to generate stable, long-term cash flow through rental income and property appreciation. VTR is listed on the New York Stock Exchange (NYSE) under the ticker symbol VTR.

VENTAS INC REIT (VTR) is a publicly traded real estate investment trust (REIT) that owns and operates a portfolio of commercial real estate properties. The company's primary focus is on the ownership and management of high-quality, long-term commercial real estate assets. VTR's portfolio includes a diverse mix of property types, including office buildings, retail centers, and multi-family residential properties. The company's strategy is to generate stable, long-term cash flow through rental income and property appreciation. VTR is listed on the New York Stock Exchange (NYSE) under the ticker symbol VTR.

This Period Year to Date

Income Summary	Federally Tax-Exempt	Federally Taxable	Federally Tax-Exempt	Federally Taxable
Cash Dividends	0.00	481.68	0.00	555.76

Investment Detail - Cash

	Market Value	% of Account Assets
Cash	8,189.86	2%

Investment Detail - Equities

Equities	Quantity	Market Price	Market Value	Account Assets Acquired	Unrealized Gain or (Loss)	Estimated Yield	Estimated Annual Income	Accounting Method
AMAZON COM INC	161,000	180.0000	28,980.00	6%	15,721.98	0.00%	0.00	Equities: First In First Out (FIFO)
SYMBOL: AMZN	161,000	82.3479	13,258.02	08/19/09	15,721.98	499	Long-Term	
APPLE INC	80,000	322.5600	25,804.80	5%	12,660.96	0.00%	0.00	Equities: First In First Out (FIFO)
SYMBOL: AAPL	80,000	164.2980	13,143.84	08/19/09	12,660.96	499	Long-Term	
ARM HOLDINGS PLC ADR F	418,000	20.7500	8,673.50	2%	1,071.01	0.00%	0.00	Equities: First In First Out (FIFO)
1 ADR REP 3 ORD	217,000	18.7581	4,070.52	09/13/10	492.23	109	Short-Term	
SYMBOL: ARMH	122,000	17.1790	2,095.84	11/02/10	435.66	59	Short-Term	
	79,000	18.1788	1,436.13	11/23/10	203.12	38	Short-Term	
Cost Basis			7,602.49					

Schwab has provided accurate gain and loss information wherever possible for most investments. Cost basis data may be incomplete or unavailable for some of your holdings. Please see "Endnotes for Your Account" section for an explanation of the endnote codes and symbols on this statement.

© 2008 Charles Schwab & Co., Inc. All rights reserved. Member SIPC. Schwab Institutional is a division of Charles Schwab & Co., Inc. ("Schwab"). This statement is furnished solely for your account at Schwab. Except as noted in this statement's Terms and Conditions, Investment Advisors whose names appear in this statement are not affiliated with Schwab. Please see Terms and Conditions (2002-2115, 2002-240) STP25255R1-02

G000001293752

Mary Freeman Wisdom Foundation
Federal ID No. 72-6123208

Attachment to 2010 Form 990-PF, Part II, Line 10B
ARTHUR WISDOM TTEE
U/W MARY F WISDOM
MGR: TRANSAMERICA

Charles SCHWAB
INSTITUTIONAL

Account Number
6317-0408

Statement Period
December 1-31, 2010

Accounting Method
Equities First In First Out [FIFO]

Investment Detail - Equities (continued)

Equities (continued)	Units Purchased	Quantity	Market Price Cost Per Share	Market Value Cost Basis	Account Assets Acquired	% of Assets Acquired	Unrealized Gain or (Loss)	Estimated Yield	Estimated Annual Income	Holding Period
BORG WARNER INC SYMBOL: BWA	314,000	72.3600	22,721.04	7,153,571	5%	11,678.13	0.00%	0.00	Long-Term	
	137,000	30.3180	4,153.57	5,759.75	08/19/09	499			Short-Term	
	51,000	35.5949	1,815.34	1,875.02	01/13/10	352			Short-Term	
	41,000	37.6490	1,543.61	1,423.15	01/19/10	346			Short-Term	
	23,000	37.0386	851.89	812.39	02/18/10	316			Short-Term	
	31,000	38.1541	1,182.78	1,060.38	04/08/10	267			Short-Term	
	31,000	48.2490	1,495.72	747.44	09/13/10	109			Short-Term	
Cost Basis			11,042.91							
C H ROBINSON WORLDWD NEW SYMBOL: CHR	117,000	80.1900	9,382.23	1,578.17	2%	1,578.17	1.44%	135.72	Short-Term	
	62,000	66.0469	4,094.91	876.87	08/03/10	150			Short-Term	
	55,000	67.4390	3,709.15	701.30	09/03/10	119			Short-Term	
Cost Basis			7,804.06							
CATERPILLAR INC SYMBOL: CAT	65,000	93.6600	6,087.90	3,020.56	1%	3,020.56	1.87%	114.40	Long-Term	
	57,000	45.1482	2,573.45	2,765.17	08/19/09	499			Short-Term	
	8,000	61.7362	493.89	255.39	01/13/10	352			Short-Term	
Cost Basis			3,067.34							
CORE LABORATORIES N V F SYMBOL: CLB	133,000	89.0500	11,843.65	184.72	2%	184.72	0.26%	31.92	Short-Term	
	54,000	83.2755	4,496.88	311.82	11/23/10	38			Short-Term	
	26,000	89.6360	2,330.59	(15.29)	12/06/10	25			Short-Term	
	53,000	91.1596	4,831.46	(111.81)	12/17/10	14			Short-Term	
Cost Basis			11,658.93							
DEERE & CO SYMBOL: DE	120,000	83.0500	9,966.00	690.78	2%	690.78	1.68%	168.00	Short-Term	
	86,000	77.5105	6,665.91	476.39	11/02/10	59			Short-Term	
	34,000	76.7444	2,609.31	214.39	11/12/10	49			Short-Term	
Cost Basis			9,275.22							

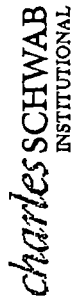
Schwab has provided accurate gain and loss information wherever possible for most investments. Cost basis data may be incomplete or unavailable for some of your holdings. Please see "Endnotes for Your Account" section for an explanation of the endnote codes and symbols on this statement.

CTCC2101-000129 16968

© 2008 Charles Schwab & Co. Inc. All rights reserved. Member SIPC. Schwab Institutional is a division of Charles Schwab & Co. Inc. ("Schwab"). This statement is furnished solely for your account at Schwab. Except as noted in this statement's Terms and Conditions, Investment Advisors whose names appear in this statement are not affiliated with Schwab. Please see Terms and Conditions (2002-2115, 2002-240) STP25266R1-02

Mary Freeman Wisdom Foundation
Federal ID No. 72-6123208

Attachment to 2010 Form 990-PF, Part II, Line 10B



ARTHUR WISDOM TTEE
U/W MARY F WISDOM
MGR: TRANSAMERICA

Account Number
6317-0408

Statement Period
December 1-31, 2010

Accounting Method
Equities: First In First Out (FIFO)

Investment Detail - Equities (continued)

Equities (continued)	Quantity	Market Price	Market Value	% of Account Assets	Unrealized Gain or (Loss)	Estimated Yield	Estimated Annual Income
	Units Purchased	Cost Per Share	Cost Basis	Acquired	Holding Days	Holding Period	
DISNEY WALT CO	391,000	37.5100	14,666.41	3%	4,118.72	1.06%	156.40
SYMBOL: DIS	287,000	25.4679	7,309.31	08/19/09	3,456.06	499	Long-Term
Cost Basis	104,000	31.1382	3,238.38	01/13/10	662.66	352	Short-Term
			10,547.69				
EMERSON ELECTRIC CO	320,000	57.1700	18,284.40	4%	6,809.63	2.41%	441.60
SYMBOL: EMR	266,000	34.5560	9,192.43	08/19/09	6,014.79	499	Long-Term
	18,000	40.7861	734.15	09/17/09	294.91	470	Long-Term
	18,000	39.0677	703.22	10/08/09	325.84	449	Long-Term
Cost Basis	18,000	47.4983	854.97	02/23/10	174.09	311	Short-Term
			11,484.77				
EXPEDITORS INTL WASH	355,000	54.6000	19,383.00	4%	6,908.54	0.73%	142.00
SYMBOL: EXPD	162,000	31.7980	5,151.28	08/19/09	3,693.92	499	Long-Term
	17,000	36.2582	616.39	09/17/09	311.81	470	Long-Term
	102,000	34.8000	3,549.60	12/16/09	2,019.60	380	Long-Term
	25,000	41.2592	1,031.48	05/05/10	333.52	240	Short-Term
Cost Basis	40,000	42.0345	1,681.38	05/12/10	502.62	233	Short-Term
	9,000	49.3700	444.33	11/02/10	47.07	59	Short-Term
			12,474.46				
GOOGLE INC CLASS A	25,000	593.9700	14,849.25	3%	2,576.86	0.00%	0.00
SYMBOL: GOOG	17,000	442.5600	7,523.52	08/19/09	2,573.97	499	Long-Term
	4,000	582.7575	2,331.03	11/23/10	44.85	38	Short-Term
Cost Basis	4,000	604.4600	2,417.84	12/23/10	(41.96)	8	Short-Term
			12,272.39				
ILLUMINA INC	182,000	63.3400	11,527.88	2%	3,089.35	0.00%	0.00
SYMBOL: ILMN	96,000	43.1971	4,146.93	06/09/10	1,933.71	205	Short-Term
	41,000	44.7143	1,833.29	07/30/10	763.65	154	Short-Term
Cost Basis	45,000	54.6291	2,458.31	11/02/10	391.99	59	Short-Term
			8,438.53				

Schwab has provided accurate gain and loss information wherever possible for most investments. Cost basis data may be incomplete or unavailable for some of your holdings. Please see "Endnotes for Your Account" section for an explanation of the endnote codes and symbols on this statement.

CTCC2101-000129 16989

© 2008 Charles Schwab & Co., Inc. All rights reserved. Member SIPC. Schwab Institutional is a division of Charles Schwab & Co., Inc. ("Schwab"). This statement is furnished solely for your account at Schwab. Except as noted in this statement's terms and conditions, investment advisors whose names appear in this statement are not affiliated with Schwab. Please see terms and conditions (2002-2115, 2002-240) S1P26266R1-02



G000001293852

Mary Freeman Wisdom Foundation
Federal ID No. 72-6123208

Attachment to 2010 Form 990-PF, Part II, Line 10B
ARTHUR WISDOM TTEE
U/W MARY F WISDOM
MGR: TRANSAMERICA

Charles SCHWAB
INSTITUTIONAL

Account Number
6317-0408

Statement Period
December 1-31, 2010

Accounting Method
Equities: First In First Out [FIFO]

Investment Detail - Equities (continued)

Equities (continued)	Quantity Units Purchased	Market Price Cost Per Share	Market Value Cost Basis	Account Assets Acquired	Unrealized Gain or (Loss)	Estimated Yield	Estimated Holding Days	Estimated Annual Income	Estimated Holding Period
INTUIT INC SYMBOL: INTU	348,000	49.3000	17,156.40	4%	4,688.60	0.00%	0.00	0.00	Short-Term
	113,000	35.8784	4,054.27	05/11/10	1,516.63	234	234	Short-Term	
	35,000	36.7957	1,287.85	05/12/10	437.65	233	233	Short-Term	
	35,000	35.7560	1,251.53	05/17/10	473.97	228	228	Short-Term	
	24,000	36.9637	887.13	05/18/10	296.07	227	227	Short-Term	
	45,000	35.1777	1,583.00	05/21/10	635.50	224	224	Short-Term	
	33,000	35.5581	1,173.42	05/27/10	453.48	218	218	Short-Term	
	41,000	35.5663	1,458.22	06/09/10	563.08	205	205	Short-Term	
	22,000	35.1081	772.38	06/30/10	312.22	184	184	Short-Term	
Cost Basis			12,467.80						
INTUITIVE SURGICAL NEW SYMBOL: ISRG	53,000	257.7500	13,660.75	3%	(2,122.83)	0.00%	0.00	0.00	Long-Term
	12,000	256.3475	3,076.17	10/06/09	16.83	451	451	Long-Term	
	14,000	299.8778	4,198.29	12/23/09	(589.79)	373	373	Long-Term	
	4,000	364.1675	1,456.67	04/13/10	(425.67)	262	262	Short-Term	
	5,000	325.2780	1,626.39	05/07/10	(337.64)	238	238	Short-Term	
	4,000	328.5375	1,314.15	05/27/10	(283.15)	218	218	Short-Term	
	4,000	324.9975	1,299.99	06/09/10	(268.99)	205	205	Short-Term	
	4,000	280.9875	1,123.95	09/03/10	(92.95)	119	119	Short-Term	
	6,000	281.3283	1,687.97	09/13/10	(141.47)	109	109	Short-Term	
Cost Basis			15,783.58						
JOHNSON CONTROLS INC SYMBOL: JCI	487,000	38.2000	18,603.40	4%	5,773.50	1.67%	311.68	311.68	Long-Term
	364,000	25.3779	9,237.59	08/19/09	4,667.21	499	499	Long-Term	
	50,000	29.1286	1,456.43	09/03/10	453.57	119	119	Short-Term	
	73,000	29.2566	2,135.88	09/13/10	652.72	109	109	Short-Term	
Cost Basis			12,829.90						
LVMH MOET NEW ADR F 1 ADR REPS 1/5 ORD SYMBOL: LVMUY	140,000	33.0288	4,624.03	<1%	219.63	0.00%	0.00	0.00	Short-Term
	140,000	31.4600	4,404.40	11/23/10	219.63	38	38	Short-Term	

Schwab has provided accurate gain and loss information wherever possible for most investments. Cost basis data may be incomplete or unavailable for some of your holdings. Please see "Endnotes for Your Account" section for an explanation of the endnote codes and symbols on this statement.

CTCC2101-000129 16870

© 2009 Charles Schwab & Co., Inc. All rights reserved. Member SIPC. Schwab Institutional is a division of Charles Schwab & Co., Inc. ("Schwab"). This statement is furnished solely for your account at Schwab. Except as noted in this statement's Terms and Conditions, Investment Advisors whose names appear in this statement are not affiliated with Schwab. Please see Terms and Conditions (2002-2115, 2002-240) S1P25265R1-02

Mary Freeman Wisdom Foundation
 Federal ID No. 72-6123208
 Attachment to 2010 Form 990-PF, Part II, Line 10B
 ARTHUR WISDOM TTEE
 U/W MARY F WISDOM
 MGR: TRANSAMERICA

Charles SCHWAB
 INSTITUTIONAL

Account Number
 6317-0408
 Statement Period
 December 1-31, 2010

Accounting Method
 Equities: First In First Out (FIFO)

Investment Detail - Equities (continued)

Equities (continued)	Quantity Units Purchased	Market Price Cost Per Share	Market Value Cost Basis	% of Account Assets Acquired	Unrealized Gain or (Loss)	Estimated Yield Holding Days	Estimated Annual Income Holding Period
MARRIOTT INTL INC CL A	417.0000	41.5400	17,322.18	4%	2,657.94	0.84%	145.95
SYMBOL: MAR	104.0000	36.5240	3,798.50	05/12/10	521.66	233	Short-Term
	63.0000	36.6382	2,301.91	05/13/10	315.11	232	Short-Term
	95.0000	33.8377	3,214.59	05/27/10	731.71	218	Short-Term
	55.0000	33.1983	1,825.91	06/09/10	458.79	205	Short-Term
	23.0000	33.7086	775.30	08/16/10	180.12	137	Short-Term
	31.0000	35.2587	1,093.02	09/03/10	194.72	119	Short-Term
	46.0000	35.9784	1,655.01	09/13/10	255.83	109	Short-Term
<i>Cost Basis</i>			14,664.24				
PACCAR INC	105.0000	57.3400	6,020.70	1%	2,206.07	0.83%	50.40
SYMBOL: PCAR	73.0000	35.3179	2,578.21	08/19/09	1,607.61	499	Long-Term
	32.0000	38.6381	1,236.42	01/13/10	598.46	352	Short-Term
<i>Cost Basis</i>			3,814.63				
PRECISION CASTPARTS CORP	99.0000	139.2100	13,781.79	3%	129.42	0.09%	11.88
SYMBOL: PCP	48.0000	140.3966	6,739.04	11/02/10	(56.96)	59	Short-Term
	22.0000	132.9259	2,924.37	11/12/10	138.25	49	Short-Term
	18.0000	134.7861	2,426.15	11/23/10	79.63	38	Short-Term
	11.0000	142.0736	1,562.81	12/23/10	(31.50)	8	Short-Term
<i>Cost Basis</i>			13,652.37				
PRICELINE.COM INC NEW	60.0000	399.5500	23,973.00	5%	12,318.79	0.00%	0.00
SYMBOL: PCLN	32.0000	170.5343	5,457.10	10/06/09	7,328.50	451	Long-Term
	7.0000	263.8885	1,847.22	04/07/10	949.63	268	Short-Term
	8.0000	228.7250	1,829.80	05/07/10	1,366.60	238	Short-Term
	9.0000	180.3577	1,623.22	06/09/10	1,972.73	205	Short-Term
	4.0000	224.2175	896.87	07/30/10	701.33	154	Short-Term
<i>Cost Basis</i>			11,654.21				

G000001293952

Schwab has provided accurate gain and loss information wherever possible for most investments. Cost basis data may be incomplete or unavailable for some of your holdings. Please see "Endnotes for Your Account" section for an explanation of the endnote codes and symbols on this statement.

CTCC2101-000128 16971

© 2008 Charles Schwab & Co., Inc. All rights reserved. Member SIPC. Schwab Institutional is a division of Charles Schwab & Co., Inc. ("Schwab"). This statement is furnished solely for your account at Schwab. Except as noted in this statement's Terms and Conditions, Investment Advisors whose names appear in this statement are not affiliated with Schwab. Please see Terms and Conditions (2002-2116, 2002-240) STP2526SR1-02

Mary Freeman Wisdom Foundation
 Federal ID No. 72-6123208
 Attachment to 2010 Form 990-PF, Part II, Line 10B
 ARTHUR WISDOM TTEE
 U/W MARY F WISDOM
 MGR: TRANSAMERICA

Charles SCHWAB
 INSTITUTIONAL

Account Number
 6317-0408

Statement Period
 December 1-31, 2010

Accounting Method
 Equities: First In First Out (FIFO)

Investment Detail - Equities (continued)

Equities (continued)	Quantity	Market Price Cost Per Share	Market Value Cost Basis	% of Account Assets Acquired	Unrealized Gain or (Loss)	Estimated Yield	Estimated Holding Days	Estimated Annual Income	Holding Period
QUALCOMM INC	359,000	49.4900	17,766.91	4%	2,381.90	1.53%		272.84	
SYMBOL: QCOM	166,000	45.6669	7,580.72	08/19/09	634.62	499		Long-Term	
	71,000	42.5300	3,019.63	04/07/10	494.16	268		Short-Term	
	28,000	42.5075	1,190.21	04/08/10	195.51	267		Short-Term	
	94,000	38.2388	3,594.45	07/30/10	1,057.61	154		Short-Term	
Cost Basis			15,385.01						
ROWE T PRICE GROUP INC	287,000	64.5400	18,522.98	4%	5,499.29	1.67%		309.96	
SYMBOL: TROW	247,000	44.7180	11,045.35	08/19/09	4,896.03	499		Long-Term	
	40,000	49.4585	1,978.34	09/13/10	603.26	109		Short-Term	
Cost Basis			13,023.69						
SALESFORCE COM	91,000	132.0000	12,012.00	2%	3,201.62	0.00%		0.00	
SYMBOL: CRM	44,000	95.3277	4,194.42	06/11/10	1,613.58	203		Short-Term	
	11,000	86.3681	950.05	06/30/10	501.95	184		Short-Term	
	10,000	96.1180	961.18	08/16/10	358.82	137		Short-Term	
	26,000	104.0280	2,704.73	10/07/10	727.27	85		Short-Term	
Cost Basis			8,610.38						
SUNTRUST BANKS INC	576,000	29.5100	16,997.76	4%	3,175.54	0.13%		23.04	
SYMBOL: STI	268,000	22.6247	6,063.42	02/18/10	1,845.26	316		Short-Term	
	48,000	23.0483	1,106.32	02/19/10	310.16	315		Short-Term	
	77,000	23.6884	1,824.01	02/24/10	448.26	310		Short-Term	
	48,000	27.9781	1,342.95	03/18/10	73.53	288		Short-Term	
	100,000	25.9972	2,599.72	07/30/10	351.28	154		Short-Term	
	35,000	25.3085	885.80	09/13/10	147.05	109		Short-Term	
Cost Basis			13,822.22						

Schwab has provided accurate gain and loss information wherever possible for most investments. Cost basis data may be incomplete or unavailable for some of your holdings. Please see "Endnotes for Your Account" section for an explanation of the endnote codes and symbols on this statement.

© 2008 Charles Schwab & Co. Inc. All rights reserved. Member SIPC. Schwab Institutional is a division of Charles Schwab & Co. Inc. ("Schwab"). This statement is furnished solely for your account at Schwab. Except as noted in this statement's Terms and Conditions, investment advisors whose names appear in this statement are not affiliated with Schwab. Please see Terms and Conditions (2008-2115, 2002-240) STP26266R1-02

CTCC2101-000129 16872

Mary Freeman Wisdom Foundation
 Federal ID No. 72-6123208
 Attachment to 2010 Form 990-PF, Part II, Line 10B
 ARTHUR WISDOM TTEE
 U/W MARY F WISDOM
 MGR: TRANSAMERICA

charles SCHWAB
 INSTITUTIONAL

Account Number
 6317-0408

Statement Period
 December 1-31, 2010

Investment Detail - Equities (continued)

Accounting Method
 Equities: First In First Out (FIFO)

Equities (continued)	Quantity Units Purchased	Market Price Cost Per Share	Market Value Cost Basis	% of Account Assets Acquired	Unrealized Gain or (Loss)	Estimated Yield	Estimated Annual Income	Holding Period
TEVA PHARM INDS LTD ADR	142.0000	52.1300	7,402.46	2%	(556.69)	0.00%	0.00	Long-Term
SPONSORED ADR	16.0000	50.6268	810.03	09/17/09	24.05	470		Short-Term
1 ADR REP 10 ORD	43.0000	58.6881	2,523.59	02/19/10	(282.00)	315		Short-Term
SYMBOL: TEVA	12.0000	59.5783	714.94	02/23/10	(89.38)	311		Short-Term
	10.0000	59.5380	595.38	02/24/10	(74.08)	310		Short-Term
	45.0000	55.6380	2,503.71	05/27/10	(157.86)	218		Short-Term
	16.0000	50.7187	811.50	11/02/10	22.58	59		Short-Term
<i>Cost Basis</i>			7,959.15					
THE CHARLES SCHWAB CORP	858.0000	17.1100	14,680.38	3%	(551.74)	1.40%	205.92	Long-Term
SYMBOL SCHW	502.0000	17.7278	8,899.45	08/19/09	(310.23)	499		Short-Term
	220.0000	18.7800	4,131.50	02/19/10	(367.40)	315		Short-Term
	36.0000	13.9186	501.07	09/13/10	114.89	109		Short-Term
	100.0000	17.0000	1,700.00	12/23/10	11.00	8		Short-Term
<i>Cost Basis</i>			15,232.72					
UNION PACIFIC CORP	210.0000	92.6600	19,458.60	4%	6,018.51	1.64%	319.20	Long-Term
SYMBOL UNP	120.0000	59.7580	7,170.96	08/19/09	3,948.24	499		Short-Term
	67.0000	68.4382	4,585.36	02/25/10	1,822.86	309		Short-Term
	23.0000	73.2073	1,683.77	03/18/10	447.41	288		Short-Term
<i>Cost Basis</i>			13,440.09					
VALE SA ADR	498.0000	34.5700	17,215.86	4%	2,522.37	0.00%	0.00	Short-Term
SPONSORED ADR	151.0000	30.6794	4,632.60	04/27/10	587.47	248		Short-Term
1 ADR REP 1 ORD	110.0000	27.9191	3,071.11	07/30/10	731.59	154		Short-Term
SYMBOL VALE	60.0000	28.9091	1,734.55	08/18/10	339.65	135		Short-Term
	42.0000	28.1390	1,181.84	09/03/10	270.10	119		Short-Term
	71.0000	28.2490	2,005.68	09/13/10	448.79	109		Short-Term
	64.0000	32.3079	2,067.71	11/12/10	144.77	49		Short-Term
<i>Cost Basis</i>			14,693.49					

G000001294052

Schwab has provided accurate gain and loss information wherever possible for most investments. Cost basis data may be incomplete or unavailable for some of your holdings. Please see "Endnotes for Your Account" section for an explanation of the endnote codes and symbols on this statement.

CTCC2101-000129 16973

© 2008 Charles Schwab & Co., Inc. All rights reserved. Member SIPC. Schwab Institutional is a division of Charles Schwab & Co., Inc. ("Schwab"). This statement is furnished solely for your account at Schwab. Except as noted in this statement's Terms and Conditions, investment advisers whose names appear in this statement are not affiliated with Schwab. Please see Terms and Conditions (2008-2106) STP25265R1-02

Mary Freeman Wisdom Foundation
 Federal ID No. 72-6123208
 Attachment to 2010 Form 990-PF, Part II, Line 10B
 ARTHUR WISDOM TTEE
 U/W MARY F WISDOM
 MGR: TRANSAMERICA

Charles SCHWAB
 INSTITUTIONAL

Account Number
 6317-0408

Statement Period
 December 1-31, 2010

Accounting Method
 Equities: First In First Out (FIFO)

Investment Detail - Equities (continued)

Equities (continued)	Quantity	Market Price	Market Value	Cost Basis	Acquired	% of Account Assets	Unrealized Gain or (Loss)	Estimated Yield	Holding Days	Estimated Annual Income	Holding Period
WELLS FARGO & CO NEW	638.0000	30.9900	19,771.62	19,771.62	08/19/09	4%	2,705.90	0.64%	499	127.60	Long-Term
SYMBOL: WFC	569.0000	26.5900	15,129.71	1,936.01	01/21/10		2,503.60		344		Short-Term
Cost Basis			17,065.72								
YUM BRANDS INC	270.0000	49.0500	13,243.50	13,243.50	10/06/09	3%	3,494.34	2.03%	451	270.00	Long-Term
SYMBOL: YUM	161.0000	35.1906	5,665.69	2,166.81	10/09/09		2,231.36		448		Long-Term
Cost Basis	62.0000	34.9485	2,166.81	1,916.66	07/14/10		874.29		170		Short-Term
	47.0000	40.7800	1,916.66	9,749.76			388.69				

Estimated Annual Income ("EAI") and Estimated Yield ("EY") calculations are for informational purposes only. The actual income and yield might be lower or higher than the estimated amounts. EY is based upon EAI and the current price of the security and will fluctuate. For certain types of securities, the calculations could include a return of principal or capital gains in which case EAI and EY would be overstated. EY and EAI are not promptly updated to reflect when an issuer has missed a regular payment or announced changes to future payments. In which case EAI and EY will continue to display at a prior rate.

Mary Freeman Wisdom Foundation
 Federal ID No. 72-6123208
 Attachment to 2010 Form 990-PF, Part II, Line 10B

Charles SCHWAB
 INSTITUTIONAL

ARTHUR WISDOM TTEE
 U/W MARY F WISDOM
 MGR: TRADEWINDS

Account Number
 6695-9443

Statement Period
 December 1-31, 2010

This Period Year to Date

Income Summary	Federally Tax-Exempt	Federally Taxable	Federally Tax-Exempt	Federally Taxable
Schwab One Interest	0.00	0.31	0.00	0.66
Cash Dividends	0.00	400.02	0.00	400.02

Investment Detail - Cash

Cash	Market Value	% of Account Assets
Cash	38,902.89	5%

Investment Detail - Equities

Equities	Quantity	Market Price	Market Value	Account Assets Acquired	Unrealized Gain or (Loss)	Estimated Yield	Holding Days	Estimated Annual Income	Holding Period
ALCATEL LUCENT ADR F	4,376.0000	2.9600	12,952.96	2%	(2,363.04)	0.00%	494	0.00	Long-Term
SPONSORED ADR	4,376.0000	3.5000	15,316.00	08/24/09	(2,363.04)				
1 ADR REP 1 ORD									
SYMBOL: ALU									
ALLIANZ SE ADR F	729.0000	11.9344	8,700.18	1%	1,294.71	0.00%	224	0.00	Short-Term
SPONSORED ADR	729.0000	10.1563	7,405.47	05/21/10	1,294.71				
1 ADR REP 1/10 ORD									
SYMBOL: AZSEY									

Schwab has provided accurate gain and loss information wherever possible for most investments. Cost basis data may be incomplete or unavailable for some of your holdings. Please see "Endnotes for Your Account" section for an explanation of the endnote codes and symbols on this statement.

CTCC2101-000128 -6893
 © 2008 Charles Schwab & Co., Inc. All rights reserved. Member SIPC. Schwab Institutional is a division of Charles Schwab & Co., Inc. ("Schwab"). This statement is furnished solely for your account at Schwab. Except as noted in this statement's Terms and Conditions, Investment Advisors whose names appear in this statement are not affiliated with Schwab. Please see Terms and Conditions (2002-2115, 2002-240) S1P25265R1-02



G000001294552

Mary Freeman Wisdom Foundation
 Federal ID No. 72-6123208
 Attachment to 2010 Form 990-PF, Part II, Line 10B

Charles SCHWAB
 INSTITUTIONAL

ARTHUR WISDOM TTEE
 U/W MARY F WISDOM
 MGR: TRADEWINDS

Account Number
 6695-9443

Statement Period
 December 1-31, 2010

Accounting Method
 Equities: First In First Out (FIFO)

Investment Detail - Equities (continued)

Equities (continued)	Quantity Units Purchased	Market Price Cost Per Share	Market Value Cost Basis	Account Assets Acquired	% of Assets	Unrealized Gain or (Loss)	Estimated Yield	Estimated Holding Days	Estimated Annual Income Holding Period
ALUMINA LIMITED ADR F	1,048,000	10.1800	10,668.64	1%	4,869.74	0.00%	226	0.00	Short-Term
SPONSORED ADR	1,048,000	5.5333	5,798.90	05/19/10	4,869.74	0.00%	226	0.00	Short-Term
1 ADR REP 4 ORD									
SYMBOL: AWC									
ANGLOGOLD ASHANTI ADR F	420,000	49.2300	20,676.60	2%	4,928.51	0.00%	494	0.00	Long-Term
SPONSORED ADR	342,000	37.1340	12,699.85	08/24/09	4,136.81	0.00%	494	0.00	Long-Term
1 ADR REP 1 ORD	78,000	39.0800	3,048.24	01/21/10	791.70	0.00%	344	0.00	Short-Term
SYMBOL: AU									
Cost Basis			15,748.09						
ASTRAZENECA PLC ADR F	306,000	46.1900	14,134.14	2%	(331.59)	0.00%	354	0.00	Short-Term
SPONSORED ADR	117,000	47.7094	5,582.01	01/11/10	(177.78)	0.00%	354	0.00	Short-Term
1 ADR REP 1 ORD	87,000	49.2114	4,281.40	01/14/10	(262.87)	0.00%	351	0.00	Short-Term
SYMBOL: AZN	102,000	45.1207	4,602.32	04/22/10	109.06	0.00%	253	0.00	Short-Term
Cost Basis			14,465.73						
AXIS CAPITAL HLDG LTD F	349,000	35.8800	12,522.12	1%	2,168.23	2.56%	435	321.08	Long-Term
SYMBOL: AXS	201,000	30.5260	6,135.74	10/22/09	1,076.14	2.56%	435	321.08	Long-Term
Cost Basis	148,000	28.5010	4,218.15	02/04/10	1,092.09	2.56%	330	321.08	Short-Term
Cost Basis			10,353.89						
BARRICK GOLD CORP F	552,000	53.1800	29,355.36	3%	9,840.03	1.66%	494	485.76	Long-Term
SYMBOL: ABX	452,000	34.6214	15,648.90	08/24/09	8,388.46	1.66%	494	485.76	Long-Term
Cost Basis	100,000	38.6643	3,866.43	12/17/09	1,451.57	1.66%	379	485.76	Long-Term
Cost Basis			19,515.33						
CAMECO CORP F	548,000	40.3800	22,128.24	3%	7,615.79	0.68%	494	151.47	Long-Term
SYMBOL: CCJ	66,000	28.9780	1,912.55	08/24/09	752.53	0.68%	494	151.47	Long-Term
Cost Basis	188,000	27.0182	4,539.07	03/03/10	2,244.77	0.68%	303	151.47	Short-Term
Cost Basis	194,000	26.9917	5,236.40	04/06/10	2,597.32	0.68%	269	151.47	Short-Term
Cost Basis	120,000	23.5369	2,824.43	05/25/10	2,021.17	0.68%	220	151.47	Short-Term
Cost Basis			14,512.45						

Schwab has provided accurate gain and loss information wherever possible for most investments. Cost basis data may be incomplete or unavailable for some of your holdings. Please see "Endnotes for Your Account" section for an explanation of the endnote codes and symbols on this statement.

CTCC2101-000129 16984

© 2009 Charles Schwab & Co., Inc. All rights reserved. Member SIPC. Schwab Institutional is a division of Charles Schwab & Co., Inc. ("Schwab"). This statement is furnished solely for your account at Schwab. Except as noted in this statement's Terms and Conditions, Investment Advisors whose names appear in this statement are not affiliated with Schwab. Please see Terms and Conditions (2009-2115, 2002-240) STP-25285R-1-02

Mary Freeman Wisdom Foundation
 Federal ID No. 72-6123208
 Attachment to 2010 Form 990-PF, Part II, Line 10B
 ARTHUR WISDOM TTEE
 U/W MARY F WISDOM
 MGR: TRADEWINDS

Charles SCHWAB
 INSTITUTIONAL

Account Number
 6695-9443

Statement Period
 December 1-31, 2010

Accounting Method
 Equities: First In First Out (FIFO)

Investment Detail - Equities (continued)

Equities (continued)	Quantity	Market Price	Market Value	Cost Basis	Acquired	% of Account Assets	Unrealized Gain or (Loss)	Estimated Yield	Holding Days	Estimated Annual Income	Holding Period
CARREFOUR SA ADR F	2,094.0000	8.2773	17,332.67	17,332.67	2%	2%	(1,311.12)	0.00%	0.00%	0.00	Long-Term
UNSPONSORED ADR	260.0000	9.0590	2,355.34	2,355.34	09/25/09		(203.24)	462			Long-Term
1 ADR REPS. 2 ORD	446.0000	8.7384	3,897.37	3,897.37	10/05/09		(205.69)	452			Long-Term
SYMBOL: CRERY	410.0000	9.1587	3,755.07	3,755.07	10/22/09		(361.38)	435			Long-Term
	478.0000	8.7925	4,202.86	4,202.86	10/28/09		(246.31)	429			Long-Term
	500.0000	8.8663	4,433.15	4,433.15	12/03/10		(294.50)	28			Short-Term
Cost Basis			18,643.79								
DAI NIPPON PRTO NEW ADRF	1,644.0000	13.6366	22,418.57	22,418.57	3%	3%	(1,229.95)	0.00%	0.00%	0.00	Long-Term
SPONSORED ADR	1,644.0000	14.3847	23,648.52	23,648.52	08/24/09		(1,229.95)	494			Long-Term
1 ADR REP 1 ORD											
SYMBOL: DNPLY											
DAIWA HOUSE IND LTD ADRF	111.0000	123.0504	13,658.59	13,658.59	2%	2%	1,559.59	0.00%	0.00%	0.00	Long-Term
1 ADR REP 10 ORD	111.0000	109.0000	12,099.00	12,099.00	08/24/09		1,559.59	494			Long-Term
SYMBOL: DWAHY											
ELECTRICITE DE FRNC ADRF	1,432.0000	8.3873	12,010.61	12,010.61	1%	1%	(1,747.44)	1.78%		214.26	Short-Term
UNSPONSORED ADR	805.0000	10.2801	8,275.56	8,275.56	03/22/10		(1,523.78)	284			Short-Term
1 ADR REP 0.2 ORD	627.0000	8.7440	5,482.49	5,482.49	11/09/10		(223.65)	52			Short-Term
SYMBOL: ECIFY											
Cost Basis			13,758.05								
ELETOBRAS ADR F	777.0000	13.7500	10,683.75	10,683.75	1%	1%	(775.45)	0.00%	0.00%	0.00	Long-Term
SPONSORED ADR	777.0000	14.7480	11,459.20	11,459.20	08/24/09		(775.45)	494			Long-Term
1 ADR REPS 1 ORD											
SYMBOL: EBR											
EMBRAER SA ADR F	355.0000	29.4000	10,437.00	10,437.00	1%	1%	2,927.62	1.59%		166.32	Long-Term
SPONSORED ADR	13.0000	22.0546	286.71	286.71	10/30/09		95.49	427			Long-Term
1 ADR REPS 4 ORD	203.0000	20.1446	4,089.37	4,089.37	11/03/09		1,878.83	423			Long-Term
SYMBOL: ERJ	139.0000	22.5417	3,133.30	3,133.30	05/14/10		953.30	231			Short-Term
Cost Basis			7,509.38								

Schwab has provided accurate gain and loss information wherever possible for most investments. Cost basis data may be incomplete or unavailable for some of your holdings. Please see "Endnotes for Your Account" section for an explanation of the endnote codes and symbols on this statement.

CTCC2101-000129 16985

© 2008 Charles Schwab & Co., Inc. All rights reserved. Member SIPC. Schwab Institutional is a division of Charles Schwab & Co., Inc. ("Schwab"). This statement is furnished solely for your account at Schwab. Except as noted in this statement's Terms and Conditions, Investment Advisors whose names appear in this statement are not affiliated with Schwab. Please see Terms and Conditions (2002-2115, 2002-240) STP25265FR-1-02



G000001294652

Mary Freeman Wisdom Foundation
 Federal ID No. 72-6123208
 Attachment to 2010 Form 990-PF, Part II, Line 10B
 ARTHUR WISDOM TTEE
 U/W MARY F WISDOM
 MGR: TRADEWINDS

Charles SCHWAB
 INSTITUTIONAL

Account Number
 6695-9443

Statement Period
 December 1-31, 2010

Accounting Method
 Equities: First In First Out (FIFO)

Investment Detail - Equities (continued)

Equities (continued)	Quantity Units Purchased	Market Price Cost Per Share	Market Value Cost Basis	% of Account Assets Acquired	Unrealized Gain or (Loss)	Estimated Yield	Estimated Annual Income
FINMECCANICA SPA ADR F	2,735.0000	5.7049	15,602.90	2%	(434.59)	0.00%	0.00
UNSPONSORED ADR	651.0000	6.0270	3,923.64 ¹	05/13/10	(209.75)	232	Short-Term
1 ADR REPS 5 ORD	649.0000	5.6142	3,643.62 ¹	05/19/10	58.86	226	Short-Term
SYMBOL: FINMY	1,435.0000	5.9025	8,470.23 ¹	10/04/10	(283.70)	88	Short-Term
Cost Basis			16,037.49				
FUJIFILM HLDGS CORP ADRF	499.0000	36.2000	18,063.80	2%	4,270.89	0.00%	0.00
SPONSOR ADR	499.0000	27.6411	13,792.91 ¹	11/25/09	4,270.89	401	Long-Term
1 ADR REP 1 ORD							
SYMBOL: FUJUY							
GLAXOSMITHKLINE PLC ADRF	424.0000	39.2200	16,629.28	2%	(601.77)	5.17%	860.48
SPONSORED ADR	199.0000	41.1237	8,183.62 ¹	01/08/10	(378.84)	357	Short-Term
1 ADR REP 2 ORD	100.0000	41.9285	4,192.85 ¹	01/14/10	(270.85)	351	Short-Term
SYMBOL: GSK	125.0000	38.8366	4,854.58 ¹	04/22/10	47.92	253	Short-Term
Cost Basis			17,231.05				
GOLD FIELDS LTD NEW ADRF	1,058.0000	18.1300	19,181.54	2%	6,595.91	0.00%	0.00
SPONSORED ADR	863.0000	12.0700	10,416.41 ¹	08/24/09	5,229.78	494	Long-Term
1 ADR REP 1 ORD	195.0000	11.1242	2,169.22 ¹	02/04/10	1,366.13	330	Short-Term
SYMBOL: GFI							
Cost Basis			12,585.63				
HACHIJUNI BANK LTD ADR F	121.0000	55.9768	6,773.19	<1%	124.24	0.00%	0.00
1 ADR REP 10 ORD	121.0000	54.9500	6,648.95 ¹	08/24/09	124.24	494	Long-Term
SYMBOL: HACBY							
IMPALA PLATINUM ADR F	300.0000	35.2129	10,563.87	1%	2,899.47	0.00%	0.00
SPONSORED ADR	300.0000	25.5480	7,664.40 ¹	09/15/10	2,899.47	107	Short-Term
1 ADR REPS 1 ORD							
SYMBOL: IMPUY							

Schwab has provided accurate gain and loss information wherever possible for most investments. Cost basis data may be incomplete or unavailable for some of your holdings. Please see "Endnotes for Your Account" section for an explanation of the endnote codes and symbols on this statement.

CTCC2101-000129 18986

© 2008 Charles Schwab & Co., Inc. All rights reserved. Member SIPC. Schwab Institutional is a division of Charles Schwab & Co., Inc. ("Schwab"). This statement is furnished solely for your account at Schwab. Except as noted in this statement's Terms and Conditions, Investment Advisors whose names appear in this statement are not affiliated with Schwab. Please see Terms and Conditions (2002-2116, 2002-240) STP252866R1-02

Mary Freeman Wisdom Foundation
Federal ID No. 72-6123208

Attachment to 2010 Form 990-PF, Part II, Line 10B
ARTHUR WISDOM TTEE
U/W MARY F WISDOM
MGR: TRADEWINDS

Charles SCHWAB
INSTITUTIONAL

Account Number
6695-9443

Statement Period
December 1-31, 2010

Accounting Method
Equities: First In First Out (FIFO)

Investment Detail - Equities (continued)

Equities (continued)	Quantity	Market Price Cost Per Share	Market Value Cost Basis	Account Assets Acquired	Unrealized Gain or (Loss)	Estimated Yield	Estimated Holding Days	Estimated Annual Income	Holding Period
KAO CORP NEW ADR F	740.0000	26.9774	19,963.28	2%	1,981.28	0.00%	494	0.00	Long-Term
SPONSORED ADR 1 ADR REP 10 ORD SYMBOL: KCRPY	740.0000	24.3000	17,982.00	08/24/09	1,981.28				
KINROSS GOLD CORP NEW F	1,032.0000	18.9600	19,566.72	2%	928.68	0.52%		102.84	Long-Term
SYMBOL: KGC	453.0000	19.2900	8,738.37	08/24/09	(149.49)	494			
	299.0000	18.2638	5,460.88	10/30/09	208.16	427			Long-Term
	103.0000	16.5293	1,702.52	02/04/10	250.36	330			Short-Term
	177.0000	15.4591	2,736.27	08/18/10	619.65	135			Short-Term
<i>Cost Basis</i>			<i>18,638.04</i>						
KOREA ELEC POWER CP ADRF	943.0000	13.5100	12,739.93	1%	812.86	0.00%		0.00	Long-Term
1 ADR REP 1/2 ORD SYMBOL: KEP	943.0000	12.6480	11,927.07	08/26/09	812.86	492			
MAGNA INTL INC F	82.0000	52.0000	4,264.00	<1%	2,406.37	2.76%		118.08	Long-Term
SYMBOL: MGA	82.0000	22.6540	1,857.63	08/24/09	2,406.37	494			
MS&AD INS GRP HLDGS ADRF	1,354.0000	12.5455	16,986.61	2%	(358.33)	0.00%		0.00	Long-Term
SPONSORED ADR	854.0000	13.7805	11,768.63	08/27/09	(1,054.77)	491			Long-Term
1 ADR REP 0.5 ORD	143.0000	11.3746	1,626.57	08/04/10	167.44	149			Short-Term
SYMBOL: MSADY	357.0000	11.0636	3,949.74	08/12/10	529.00	141			Short-Term
<i>Cost Basis</i>			<i>17,344.94</i>						
NEWCREST MINING ADR F	478.0000	41.4531	19,856.03	2%	8,105.52	0.00%		0.00	Long-Term
SPONSORED ADR 1 ADR REP 1 ORD SYMBOL: NCMGY	478.0000	24.5313	11,750.51	08/24/09	8,105.52	494			

G000001294752

Schwab has provided accurate gain and loss information wherever possible for most investments. Cost basis data may be incomplete or unavailable for some of your holdings. Please see "Endnotes for Your Account" section for an explanation of the endnote codes and symbols on this statement.

CTCC2101-000129 16987

© 2008 Charles Schwab & Co. Inc. All rights reserved. Member SIPC. Schwab Institutional is a division of Charles Schwab & Co. Inc. ("Schwab"). This statement is furnished solely for your account at Schwab. Except as noted in this statement's Terms and Conditions, Investment Advice whose names appear in this statement are not affiliated with Schwab. Please see Terms and Conditions (2002-2115, 2002-240) STP25255R1-02

Mary Freeman Wisdom Foundation
 Federal ID No. 72-6123208
 Attachment to 2010 Form 990-PF, Part II, Line 10B
 ARTHUR WISDOM TTEE
 U/W MARY F WISDOM
 MGR: TRADEWINDS

Charles SCHWAB
 INSTITUTIONAL

Account Number
 6695-9443

Statement Period
 December 1-31, 2010

Accounting Method
 Equities: First In First Out [FIFO]

Investment Detail - Equities (continued)

Equities (continued)	Quantity	Market Price	Market Value	% of Account Assets Acquired	Unrealized Gain or (Loss)	Estimated Yield	Estimated Annual Income	Holding Period
	Units Purchased	Cost Per Share	Cost Basis			Holding Days		
NEXEN INC F	881.0000	22.9000	20,174.90	2%	1,173.27	0.85%	172.22	Long-Term
SYMBOL: NXY	534.0000	21.4900	11,475.66	08/24/09	752.94	494		Long-Term
	159.0000	21.9554	3,490.91	10/28/09	150.19	429		Long-Term
	188.0000	21.4630	4,035.06	05/18/10	270.14	227		Short-Term
Cost Basis			19,007.63					
NINTENDO LTD ADR F	379.0000	36.7271	13,919.57	2%	1,891.50	0.00%	0.00	Long-Term
8 ADR REP 1 ORD	294.0000	31.7400	9,331.56	08/24/09	1,466.21	494		Long-Term
SYMBOL: NTDY	85.0000	31.7236	2,696.51	10/04/10	425.29	88		Short-Term
Cost Basis			12,028.07					
NIPPON TELE & TEL ADR F	1,301.0000	22.9400	29,844.94	3%	1,890.38	0.00%	0.00	Long-Term
SPONSORED ADR	1,173.0000	21.3497	25,043.25	08/24/09	1,865.36	494		Long-Term
1 ADR REP 0.5 ORD	128.0000	22.7445	2,911.30	12/15/10	25.02	16		Short-Term
SYMBOL: NTT			27,954.56					
Cost Basis								
NOKIA CORP SPON ADR F	1,356.0000	10.3200	13,993.92	2%	(3,382.61)	0.00%	0.00	Long-Term
1 ADR REP 1 NOKIA CORPS	914.0000	12.6100	11,525.54	08/24/09	(2,093.06)	494		Long-Term
SYMBOL: NOK	266.0000	13.9504	3,710.83	11/18/09	(965.71)	408		Long-Term
	176.0000	12.1600	2,140.16	04/30/10	(323.84)	245		Short-Term
Cost Basis			17,376.53					
OAO GAZPROM SPON ADR F	383.0000	25.2300	9,663.09	1%	1,450.38	0.00%	0.00	Short-Term
SPONSORED ADR	383.0000	21.4431	8,212.71	10/15/10	1,450.38	77		Short-Term
1 ADR REP 4 ORD								
SYMBOL: OGZPY								
PANASONIC CORP ADR F	876.0000	14.1000	12,351.60	1%	(80.88)	0.00%	0.00	Long-Term
SPONSORED ADR	566.0000	14.4237	8,163.87	10/20/09	(183.27)	437		Long-Term
1 ADR REP 1 ORD	310.0000	13.7697	4,268.61	09/27/10	102.39	95		Short-Term
SYMBOL: PC								
Cost Basis			12,432.48					

Schwab has provided accurate gain and loss information wherever possible for most investments. Cost basis data may be incomplete or unavailable for some of your holdings. Please see "Endnotes for Your Account" section for an explanation of the endnote codes and symbols on this statement.

CTCC2101-000129 16888

© 2008 Charles Schwab & Co., Inc. All rights reserved. Member SIPC. Schwab Institutional is a division of Charles Schwab & Co., Inc. ("Schwab"). This statement is furnished solely for your account at Schwab. Except as noted in this statement's Terms and Conditions, Investment Advisors whose names appear in this statement are not affiliated with Schwab. Please see Terms and Conditions. (2002-2115, 2002-240) STP-25285R-1-02

Mary Freeman Wisdom Foundation
 Federal ID No. 72-6123208
 Attachment to 2010 Form 990-PF, Part II, Line 10B
 ARTHUR WISDOM TTEE
 U/W MARY F WISDOM
 MGR: TRADEWINDS

Charles SCHWAB
 INSTITUTIONAL

Account Number
 6895-9443

Statement Period
 December 1-31, 2010

Investment Detail - Equities (continued)

Accounting Method
 Equities: First In First Out [FIFO]

Equities (continued)	Quantity Units Purchased	Market Price Cost Per Share	Market Value Cost Basis	% of Account Assets Acquired	Unrealized Gain or (Loss)	Estimated Yield	Estimated Annual Income	Holding Period
ROHM CO LTD ADR F	424.0000	32.6737	13,853.65	2%	132.05	0.00%	0.00	
UNSPONSORED ADR	232.0000	34.4000	7,980.80	08/24/09	(400.50)	494	Long-Term	
1 ADR REPS 0.5 ORD	192.0000	29.9000	5,740.80	11/09/10	532.55	52	Short-Term	
SYMBOL: ROHCY								
Cost Basis			13,721.60					
ROYAL DUTCH SHELL B ADRF	336.0000	66.6700	22,401.12	3%	4,368.06	5.03%	1,128.96	
SPONSORED ADR	336.0000	53.6698	18,033.06	08/24/09	4,368.06	494	Long-Term	
1 ADR REPS 2 CL B ORD								
SYMBOL: RDSB								
S K TELECOM LTD ADR F	1,387.0000	18.6300	25,839.81	3%	4,134.24	0.00%	0.00	
SPONSORED ADR	1,387.0000	15.6492	21,705.57	08/24/09	4,134.24	494	Long-Term	
1 ADR REP 1/9 ORD								
SYMBOL SKM								
SANOFI AVENTIS ADR F	612.0000	32.2300	19,724.76	2%	(974.66)	0.00%	0.00	
SPONSORED ADR	612.0000	33.8225	20,699.42	08/24/09	(974.66)	494	Long-Term	
2 ADR REP 1 ORD								
SYMBOL: SNY								
SEKISUI HOMES SPONS ADRF	1,245.0000	10.1227	12,602.76	1%	849.96	0.00%	0.00	
SPONSORED ADR	1,245.0000	9.4400	11,752.80	08/24/09	849.96	494	Long-Term	
1 ADR REP 1 ORD								
SYMBOL: SKHSY								
SEVEN & I HLDG CO ADR F	397.0000	53.5109	21,243.83	2%	1,912.98	0.00%	0.00	
UNSPONSORED ADR	397.0000	48.6923	19,330.85	08/24/09	1,912.98	494	Long-Term	
1 ADR REP 2 ORD								
SYMBOL: SVNDY								

G000001294852

Schwab has provided accurate gain and loss information wherever possible for most investments. Cost basis data may be incomplete or unavailable for some of your holdings. Please see "Endnotes for Your Account" section for an explanation of the endnote codes and symbols on this statement.

CTCC2101-000129 18989

© 2008 Charles Schwab & Co., Inc. All rights reserved. Member SIPC. Schwab Institutional is a division of Charles Schwab & Co., Inc. ("Schwab"). This statement is furnished solely for your account at Schwab. Except as noted in this statement's Terms and Conditions, Investment Advisors whose names appear in this statement are not affiliated with Schwab. Please see Terms and Conditions (2008-2116, 2002-240) STP252656F-1-02

Mary Freeman Wisdom Foundation
 Federal ID No. 72-6123208
 Attachment to 2010 Form 990-PF, Part II, Line 10B
 ARTHUR WISDOM TTEE
 U/W MARY F WISDOM
 MGR: TRADEWINDS

charlesSCHWAB
 INSTITUTIONAL

Account Number
 6695-9443

Statement Period
 December 1-31, 2010

Accounting Method
 Equities: First In First Out (FIFO)

Investment Detail - Equities (continued)

Equities (continued)	Units Purchased	Market Price Cost Per Share	Market Value Cost Basis	% of Account Assets Acquired	Unrealized Gain or (Loss)	Estimated Yield	Estimated Annual Income
SHISEIDO LTD SPON ADR F	656.0000	21.8729	14,348.62	2%	3,426.22	0.00%	0.00
SPONSORED ADR	656.0000	16.6500	10,922.40	08/24/09	3,426.22	494	Long-Term
1 ADR REP 1 ORD							
SYMBOL: SDOY							
SIEMENS A G ADR F	152.0000	124.2500	18,886.00	2%	6,071.18	0.00%	0.00
1 ADR REP 1 ORD	152.0000	84.3080	12,814.82	08/24/09	6,071.18	494	Long-Term
SYMBOL: SI							
SOCIETE GENERALE SPN ADR F	652.0000	10.7914	7,035.99	<1%	(384.12)	0.00%	0.00
SPONSORED ADR	253.0000	15.3900	3,893.67	08/24/09	(1,163.45)	494	Long-Term
1 ADR REP .20 ORD	399.0000	8.8381	3,526.44	05/17/10	779.33	228	Short-Term
SYMBOL: SCGLY							
Cost Basis			7,420.11				
STATOIL ASA ADR F	397.0000	23.7700	9,436.69	1%	966.30	0.00%	0.00
SPONSORED ADR	198.0000	21.2823	4,213.90	11/09/10	492.56	52	Short-Term
1 ADR REPS 1 ORD	199.0000	21.3893	4,256.49	11/10/10	473.74	51	Short-Term
SYMBOL: STO							
Cost Basis			8,470.39				
SUMITOMO TR & BKG ADR F	1,643.0000	6.3128	10,371.93	1%	546.79	0.00%	0.00
SPONSORED ADR	1,643.0000	5.9800	9,825.14	08/24/09	546.79	494	Long-Term
1 ADR REP 1 ORD							
SYMBOL: STBUY							
SUNCOR ENERGY INC NEW F	469.0000	38.2900	17,958.01	2%	4,377.64	1.04%	187.04
SPONSORED ADR	469.0000	28.9560	13,580.37	05/21/10	4,377.64	224	Short-Term
1 ADR REP 1 ORD							
SYMBOL: SCMWY							
SWISSCOM AG ADR F	401.0000	44.1047	17,685.98	2%	4,253.76	0.00%	0.00
SPONSORED ADR	401.0000	33.4968	13,432.22	05/06/10	4,253.76	239	Short-Term
1 ADR REPS 1/10 ORD							
SYMBOL: SCMWY							

Schwab has provided accurate gain and loss information wherever possible for most investments. Cost basis data may be incomplete or unavailable for some of your holdings. Please see "Endnotes for Your Account" section for an explanation of the endnote codes and symbols on this statement.

CTCC2101-000129 16990

© 2008 Charles Schwab & Co. Inc. All rights reserved. Member SIPC. Schwab Institutional is a division of Charles Schwab & Co. Inc. ("Schwab"). This statement is furnished solely for your account at Schwab. Except as noted in this statement's Terms and Conditions, investment advisors whose names appear in this statement are not affiliated with Schwab. Please see Terms and Conditions. (2008-2119, 2002-240) STP25265R1-02

Investment Detail - Equities (continued)

Accounting Method
Equities: First In First Out (FIFO)

Equities (continued)	Quantity Units Purchased	Market Price Cost Per Share	Market Value Cost Basis	% of Account Assets Acquired	Unrealized Gain or (Loss)	Estimated Yield Holding Days	Estimated Annual Income Holding Period
TAKEDA PHARMA CO ADR F	187.0000	24.5286	4,605.55	<1%	575.89	0.00%	0.00
SPONSORED ADR	187.0000	21.5489	4,029.66	05/12/10	575.89	233	Short-Term
1 ADR REPS 0.5 ORD SYMBOL: TKPY							
TELECOM ITALIA NEW ADR F	2,075.0000	10.9400	22,700.50	3%	(86.64)	0.00%	0.00
SPONSORED ADR	2,075.0000	10.9817	22,787.14	08/24/09	(86.64)	494	Long-Term
1 ADR REPS 10 SVGS SHS SYMBOL: TIA							
TOYOTA MOTOR CP ADR NEWF	160.0000	78.6300	12,580.80	1%	941.15	0.00%	0.00
SPONSORED ADR	83.0000	69.9162	5,803.05	09/09/10	723.24	113	Short-Term
1 ADR REP 2 ORD	25.0000	70.8288	1,770.72	09/13/10	195.03	109	Short-Term
SYMBOL: TM	52.0000	78.1900	4,065.88	12/16/10	22.88	15	Short-Term
Cost Basis			11,639.65				
UBS AG NEW F	694.0000	16.4700	11,430.18	1%	(197.36)	0.00%	0.00
SYMBOL: UBS	543.0000	17.4400	9,469.92	08/24/09	(526.71)	494	Long-Term
Cost Basis	151.0000	14.2888	2,157.62	01/22/10	329.35	343	Short-Term
			11,627.54				
VODAFONE GROUP NEW ADR F	736.0000	26.4400	19,459.84	2%	3,570.74	1.75%	341.34
SPONSORED ADR	736.0000	21.5884	15,889.10	08/24/09	3,570.74	494	Long-Term
1 ADR REP 10 ORD SYMBOL: VOD							
WACOAL HLDGS CORP ADR F	237.0000	72.5500	17,194.35	2%	2,133.00	0.00%	0.00
SYMBOL: WACL	237.0000	63.5500	15,061.35	08/24/09	2,133.00	494	Long-Term

G000001294952

Schwab has provided accurate gain and loss information wherever possible for most investments. Cost basis data may be incomplete or unavailable for some of your holdings. Please see "Endnotes for Your Account" section for an explanation of the endnote codes and symbols on this statement.

CTCC2101-000128 16891

© 2008 Charles Schwab & Co., Inc. All rights reserved. Member SIPC. Schwab Institutional is a division of Charles Schwab & Co., Inc. ("Schwab"). This statement is furnished solely for your account at Schwab. Except as noted in this statement's Terms and Conditions, Investment Advisors whose names appear in this statement are not affiliated with Schwab. Please see Terms and Conditions (2002-2115, 2002-240) STP25266R-1-02

Mary Freeman Wisdom Foundation
 Federal ID No. 72-6123208
 Attachment to 2010 Form 990-PF, Part II, Line 10B
 ARTHUR WISDOM TTEE
 U/W MARY F WISDOM
 MGR: TRADEWINDS

Charles SCHWAB
 INSTITUTIONAL

Account Number
 6895-9443

Statement Period
 December 1-31, 2010

Accounting Method
 Equities: First In First Out [FIFO]

Investment Detail - Equities (continued)

Equities (continued)	Quantity Units Purchased	Market Price Cost Per Share	Market Value Cost Basis	% of Account Assets Acquired	Unrealized Gain or (Loss)	Estimated Yield	Estimated Holding Days	Estimated Annual Income	Estimated Holding Period
WOLTERS KLUWER SPON ADRF	766.0000	22.0013	16,853.00	2%	1,647.90	0.00%			0.00
SPONSORED ADR	766.0000	19.8500	15,205.10	08/24/09	1,647.90		494		Long-Term
1 ADR REP 1 ORD									
SYMBOL WTKWY									

[REDACTED]

Estimated Annual Income ("EAI") and Estimated Yield ("EY") calculations are for informational purposes only. The actual income and yield might be lower or higher than the estimated amounts. EY is based upon EAI and the current price of the security and will fluctuate. For certain types of securities, the calculations could include a return of principal or capital gains in which case EAI and EY would be overstated. EY and EAI are not promptly updated to reflect when an issuer has missed a regular payment or announced changes to future payments. In which case EAI and EY will continue to display at a prior rate.

[REDACTED]

[REDACTED]

Application for Grant
(Not for use by individuals)

To:	From:
The Mary Freeman Wisdom Foundation	
<u>c/o Matt Wisdom</u> <u>P.O. Box 13647</u> <u>New Orleans, LA 70185-3647</u>	(Name of Applicant)
	(Street Address)
	(City, State, and ZIP code)

Part I, Information about the Applicant

Is the applicant organized as a nonprofit organization under State laws governing charitable organizations? Yes No
 If yes, what State or Commonwealth governs? _____
 If no, please explain: _____

Has the applicant received a ruling or determination letter from the Internal Revenue Service about any of the following?

(a) Exempt status	<input type="checkbox"/> Yes	<input type="checkbox"/> No
(b) Private foundation status	<input type="checkbox"/> Yes	<input type="checkbox"/> No
(c) Grant-making procedures	<input type="checkbox"/> Yes	<input type="checkbox"/> No

Attach photocopy of each such letter. (a)
 If any item is marked no, explain: (b) and (c).

- (a) Attach a copy of the applicant's proposed budget for the year in which the grant funds are to be used.
- (b) If this grant will be a substantial and material part of the total budget, attach a copy of the latest information return (Form 990 or 990-PF) filed by the applicant with the Internal Revenue Service.
- (c) Describe the applicant's purposes and activities in general.

Application for Grant

4. Is the applicant controlled by, related to, connected with, or sponsored by another organization? YES No
If yes, identify the organization (including its purposes and activities) and explain the relationship:

5. List the name, address and title of each member of the applicant's governing board:

(Name)	(Title or office)
(Street address)	(City, State, and ZIP code)
(Name)	(Title or office)
(Street address)	(City, State, and ZIP code)
(Name)	(Title or office)
(Street address)	(City, State, and ZIP code)

(If more space is needed attach a separate list)

6. Has the applicant (or any organization listed in 4, above) ever applied for or received a grant from this foundation? Yes No
If yes, give details:

Application for Grant

Part II, Use of the proposed grant

Show the amount requested and explain in detail how it will be used. State whether the grant is to be earmarked for the use or benefit of any one person, group, or class of people. If so, for whom?

Person to contact who will be administering the proposed program.

(Name)

(Title)

(Street address)

(City, State, and ZIP code)

(Area code and telephone number)

Describe this person's experience and qualifications to administer the program.

On my own knowledge, I state the information given in Parts I and II is correct. I, the applicant or organization has authorized me to make this application.

(Name)

(Date)

(Title or office)

Application for Grant

Part III. To be filled in by Grantor Foundation

9. Evaluation by grant or program officer:

10. Special supervisory or follow-up requirements, if any:

11. Remarks:

(Grant or program officer)

2. Action taken. (Person to approve action must initial and date)

- | | |
|---------------------------------------|-----------|
| (a) Approved as requested | (_____) |
| (b) Approved as modified, see Remarks | (_____) |
| (c) Denied | (_____) |
| (d) Date of grant agreement | (_____) |
| (e) Amount of grant \$ _____ | (_____) |
| (f) Date of grant _____ | (_____) |
| (g) Date of interim report _____ | (_____) |
| (h) Date of final report _____ | (_____) |
| (i) Date file closed _____ | (_____) |

SCHEDULE B
Attachment for Part XV. 2(d)
Form 990-PF Page 9

b. The organization was formed to provide a source of financial support for the following types of charitable activities, primarily in Louisiana and in particular in New Orleans:

- (1) The organization will promote educational opportunities for minorities and low income individuals by providing financial support for public libraries, scholarship funds (e.g., by making contributions to organizations such as the United Negro College Fund), and educational programs for the poor.
- (2) The organization will provide financial support to assist the development of the arts and cultural organizations in New Orleans by making contributions to organizations such as the New Orleans Symphony, the New Orleans Museum of Art and other similar organizations.
- (3) The organization will provide financial assistance to organizations and groups that seek to conserve and protect wildlife and nature areas, such as the Louisiana Nature Center, the Audubon Park and the New Orleans City Park and national and international organizations dedicated to these purposes.
- (4) The organization will provide financial assistance to religious organizations and other community service groups that provide shelter for the homeless and meals for the poor, and that are engaged through educational and rehabilitative programs to prevent and cure drug abuse.

The organization will provide financial support to other charitable organizations that are engaged in the activities described above, but may also make grants to individuals and groups to directly further the organizations, charitable purposes.

SCHEDULE B
Attachment for Part XV 2(d)
Form 990-PF

The Trustees will determine to which beneficiaries the Foundation will distribute funds available for distribution at the annual meeting of the Board of Trustees.

To receive a benefit of the Foundation, a person must be an exempt organization described in sections 501 (c) (3) or 170 (c) (2) of the Internal Revenue Code of 1954. No individuals or other groups will receive distributions.

(7) Publication The Foundation will notify by letter local organizations that are exempt under section 501 (c) (3) of the Internal Revenue Code that the Foundation intends to distribute funds to such organizations. The Foundation then may consider requests from such organizations to make contributions to their activities. The public will be made aware of the charitable activities of the Foundation through the activities of the organizations that receive distributions from the Foundation.

The Mary Freeman Wisdom Foundation
2010 Charitable Donations
72-6123208
Schedule C

Audubon Nature Institute 6500 Magazine Street New Orleans, LA 70118	\$ 17,000
Firstline Schools 3649 Laurel Street New Orleans, LA 70115	20,000
KID smART 1920 Cilo Street New Orleans, LA 70113	5,000
KIPP New Orleans Schools P.O. Box 2390 New Orleans, LA 70176	20,000
Louisiana Philharmonic Orchestra 305 Baronne Street, Suite 600 New Orleans, LA 70112	30,000
Metairie Park Country Day School 300 Park Road Metairie, LA 70005	30,000
New Orleans Ballet Association 1 Lee Circle New Orleans, LA 70130	2,500
New Orleans Outreach 3801 Monroe St New Orleans, LA 70118	5,000
New Orleans Police and Justice Foundation 400 Poydras St., Suite 2105 New Orleans, LA 70130	35,000
New Orleans Video Access Center 4840 Banks St New Orleans, LA 70119	7,500
New Schools for New Orleans 200 Broadway, Suite 108 New Orleans, LA 70118	50,000
Southern Institute for Education MR Box 1692 31 McAlister Drive New Orleans, LA 70118	7,500
Teach for America 313 Carondelet St., 11th Floor New Orleans, LA 70130	5,000

The Mary Freeman Wisdom Foundation
2010 Charitable Donations
72-6123208
Schedule C

Tulane University - For the Children 6823 St Charles Avenue New Orleans, LA 70118	2,500
---	-------

Total donations	<u>\$ 237,000</u>
-----------------	-------------------

TAX SUMMARY
9000 100