



See a Social Security Number? Say Something!  
Report Privacy Problems to <https://public.resource.org/privacy>  
Or call the IRS Identity Theft Hotline at 1-800-908-4490



**Return of Private Foundation  
or Section 4947(a)(1) Nonexempt Charitable Trust  
Treated as a Private Foundation**

**2010**

Department of the Treasury  
Internal Revenue Service

**Note.** The foundation may be able to use a copy of this return to satisfy state reporting requirements.

For calendar year 2010, or tax year beginning \_\_\_\_\_, and ending \_\_\_\_\_

G Check all that apply:  Initial return  Initial return of a former public charity  Final return  
 Amended return  Address change  Name change

Name of foundation <b>THE DONANT FOUNDATION</b>		A Employer identification number <b>68-0414080</b>
Number and street (or P O box number if mail is not delivered to street address) <b>P.O. BOX 255009</b>	Room/suite	B Telephone number <b>916-737-8640</b>
City or town, state, and ZIP code <b>SACRAMENTO, CA 95865-5009</b>		C If exemption application is pending, check here <input type="checkbox"/>
H Check type of organization: <input type="checkbox"/> Section 501(c)(3) exempt private foundation <input type="checkbox"/> Section 4947(a)(1) nonexempt charitable trust <input checked="" type="checkbox"/> Other taxable private foundation		D 1. Foreign organizations, check here <input type="checkbox"/> 2. Foreign organizations meeting the 85% test, check here and attach computation <input type="checkbox"/>
I Fair market value of all assets at end of year (from Part II, col (c), line 16) \$ <b>2,280,914.</b> (Part I, column (d) must be on cash basis.)	J Accounting method: <input checked="" type="checkbox"/> Cash <input type="checkbox"/> Accrual <input type="checkbox"/> Other (specify) _____	E If private foundation status was terminated under section 507(b)(1)(A), check here <input type="checkbox"/>
		F If the foundation is in a 60-month termination under section 507(b)(1)(B), check here <input type="checkbox"/>

<b>Part I Analysis of Revenue and Expenses</b> <small>(The total of amounts in columns (b), (c), and (d) may not necessarily equal the amounts in column (a))</small>		(a) Revenue and expenses per books	(b) Net investment income	(c) Adjusted net income	(d) Disbursements for charitable purposes (cash basis only)
<b>Revenue</b>	1 Contributions, gifts, grants, etc., received			<b>N/A</b>	
	2 Check <input checked="" type="checkbox"/> if the foundation is not required to attach Sch B				
	3 Interest on savings and temporary cash investments	7,035.	7,035.		<b>STATEMENT 1</b>
	4 Dividends and interest from securities	41,940.	41,940.		<b>STATEMENT 2</b>
	5a Gross rents				
	b Net rental income or (loss)				
	6a Net gain or (loss) from sale of assets not on line 10	30,818.			
	b Gross sales price for all assets on line 6a <b>283,767.</b>				
	7 Capital gain net income (from Part IV, line 2)		30,818.		
	8 Net short-term capital gain				
	9 Income modifications				
	10a Gross sales less returns and allowances				
b Less Cost of goods sold					
c Gross profit or (loss)					
11 Other income					
12 <b>Total.</b> Add lines 1 through 11	<b>79,793.</b>	<b>79,793.</b>			
<b>Operating and Administrative Expenses</b>	13 Compensation of officers, directors, trustees, etc	0.	0.		0.
	14 Other employee salaries and wages				
	15 Pension plans, employee benefits				
	16a Legal fees <b>STMT 3</b>	880.	0.		880.
	b Accounting fees <b>STMT 4</b>	2,474.	0.		2,474.
	c Other professional fees				
	17 Interest				
	18 Taxes <b>STMT 5</b>	1,389.	1,213.		176.
	19 Depreciation and depletion				
	20 Occupancy				
	21 Travel, conferences, and meetings				
	22 Printing and publications				
	23 Other expenses <b>STMT 6</b>	19,055.	5,977.		13,078.
	24 <b>Total operating and administrative expenses</b> Add lines 13 through 23	<b>23,798.</b>	<b>7,190.</b>		<b>16,608.</b>
	25 Contributions, gifts, grants paid	205,610.			205,610.
26 <b>Total expenses and disbursements.</b> Add lines 24 and 25	<b>229,408.</b>	<b>7,190.</b>		<b>222,218.</b>	
27 Subtract line 26 from line 12:					
a Excess of revenue over expenses and disbursements	<b>-149,615.</b>				
b <b>Net investment income</b> (if negative, enter -0-)		<b>72,603.</b>			
c <b>Adjusted net income</b> (if negative, enter -0-)			<b>N/A</b>		

SCANNED MAY 20 2011

Part II Balance Sheets		Attached schedules and amounts in the description column should be for end-of-year amounts only		
		Beginning of year (a) Book Value	End of year (b) Book Value (c) Fair Market Value	
Assets	1 Cash - non-interest-bearing			
	2 Savings and temporary cash investments	10,162.	1,977.	1,977.
	3 Accounts receivable ▶ 1.			
	Less: allowance for doubtful accounts ▶	1.	1.	1.
	4 Pledges receivable ▶			
	Less: allowance for doubtful accounts ▶			
	5 Grants receivable			
	6 Receivables due from officers, directors, trustees, and other disqualified persons			
	7 Other notes and loans receivable ▶			
	Less: allowance for doubtful accounts ▶			
	8 Inventories for sale or use			
	9 Prepaid expenses and deferred charges			
	10a Investments - U.S. and state government obligations			
	b Investments - corporate stock STMT 7	2,427,979.	2,286,942.	2,278,936.
	c Investments - corporate bonds			
11 Investments - land, buildings, and equipment basis ▶				
Less: accumulated depreciation ▶				
12 Investments - mortgage loans				
13 Investments - other				
14 Land, buildings, and equipment; basis ▶				
Less: accumulated depreciation ▶				
15 Other assets (describe ▶)				
<b>16 Total assets (to be completed by all filers)</b>	<b>2,438,142.</b>	<b>2,288,920.</b>	<b>2,280,914.</b>	
Liabilities	17 Accounts payable and accrued expenses			
	18 Grants payable			
	19 Deferred revenue			
	20 Loans from officers, directors, trustees, and other disqualified persons			
	21 Mortgages and other notes payable			
	22 Other liabilities (describe ▶)			
<b>23 Total liabilities (add lines 17 through 22)</b>	<b>0.</b>	<b>0.</b>		
Net Assets or Fund Balances	<b>Foundations that follow SFAS 117, check here ▶ <input checked="" type="checkbox"/></b> <b>and complete lines 24 through 26 and lines 30 and 31.</b>			
	24 Unrestricted	2,438,142.	2,288,920.	
	25 Temporarily restricted			
	26 Permanently restricted			
	<b>Foundations that do not follow SFAS 117, check here ▶ <input type="checkbox"/></b> <b>and complete lines 27 through 31.</b>			
	27 Capital stock, trust principal, or current funds			
	28 Paid-in or capital surplus, or land, bldg., and equipment fund			
	29 Retained earnings, accumulated income, endowment, or other funds			
<b>30 Total net assets or fund balances</b>	<b>2,438,142.</b>	<b>2,288,920.</b>		
<b>31 Total liabilities and net assets/fund balances</b>	<b>2,438,142.</b>	<b>2,288,920.</b>		

**Part III Analysis of Changes in Net Assets or Fund Balances**

1 Total net assets or fund balances at beginning of year - Part II, column (a), line 30 (must agree with end-of-year figure reported on prior year's return)	1	2,438,142.
2 Enter amount from Part I, line 27a	2	-149,615.
3 Other increases not included in line 2 (itemize) ▶ <u>NON-INCOME DISTRIBUTIONS</u>	3	393.
4 Add lines 1, 2, and 3	4	2,288,920.
5 Decreases not included in line 2 (itemize) ▶	5	0.
6 Total net assets or fund balances at end of year (line 4 minus line 5) - Part II, column (b), line 30	6	2,288,920.

**Part IV Capital Gains and Losses for Tax on Investment Income**

(a) List and describe the kind(s) of property sold (e.g., real estate, 2-story brick warehouse; or common stock, 200 shs. MLC Co.)	(b) How acquired P - Purchase D - Donation	(c) Date acquired (mo., day, yr.)	(d) Date sold (mo., day, yr.)
1a			
b <b>SEE ATTACHED STATEMENT</b>			
c			
d			
e			

(e) Gross sales price	(f) Depreciation allowed (or allowable)	(g) Cost or other basis plus expense of sale	(h) Gain or (loss) (e) plus (f) minus (g)
a			
b			
c			
d			
e <b>283,767.</b>		<b>252,949.</b>	<b>30,818.</b>

Complete only for assets showing gain in column (h) and owned by the foundation on 12/31/69			(i) Gains (Col. (h) gain minus col. (k), but not less than -0-) or Losses (from col. (h))
(i) F.M.V. as of 12/31/69	(j) Adjusted basis as of 12/31/69	(k) Excess of col. (i) over col. (j), if any	
a			
b			
c			
d			
e			<b>30,818.</b>

2 Capital gain net income or (net capital loss)	{ If gain, also enter in Part I, line 7 If (loss), enter -0- in Part I, line 7                 }	2	<b>30,818.</b>
3 Net short-term capital gain or (loss) as defined in sections 1222(5) and (6): If gain, also enter in Part I, line 8, column (c). If (loss), enter -0- in Part I, line 8		3	<b>N/A</b>

**Part V Qualification Under Section 4940(e) for Reduced Tax on Net Investment Income**

(For optional use by domestic private foundations subject to the section 4940(a) tax on net investment income.)

If section 4940(d)(2) applies, leave this part blank.

Was the foundation liable for the section 4942 tax on the distributable amount of any year in the base period?  Yes  No  
 If "Yes," the foundation does not qualify under section 4940(e). Do not complete this part.

1 Enter the appropriate amount in each column for each year; see instructions before making any entries.

(a) Base period years Calendar year (or tax year beginning in)	(b) Adjusted qualifying distributions	(c) Net value of noncharitable-use assets	(d) Distribution ratio (col. (b) divided by col. (c))
2009	<b>126,957.</b>	<b>2,045,065.</b>	<b>.062080</b>
2008	<b>145,214.</b>	<b>2,539,210.</b>	<b>.057189</b>
2007	<b>144,599.</b>	<b>2,968,498.</b>	<b>.048711</b>
2006	<b>118,333.</b>	<b>2,605,465.</b>	<b>.045417</b>
2005	<b>26,103.</b>	<b>918,414.</b>	<b>.028422</b>

2 Total of line 1, column (d)	2	<b>.241819</b>
3 Average distribution ratio for the 5-year base period - divide the total on line 2 by 5, or by the number of years the foundation has been in existence if less than 5 years	3	<b>.048364</b>
4 Enter the net value of noncharitable-use assets for 2010 from Part X, line 5	4	<b>2,123,662.</b>
5 Multiply line 4 by line 3	5	<b>102,709.</b>
6 Enter 1% of net investment income (1% of Part I, line 27b)	6	<b>726.</b>
7 Add lines 5 and 6	7	<b>103,435.</b>
8 Enter qualifying distributions from Part XII, line 4 If line 8 is equal to or greater than line 7, check the box in Part VI, line 1b, and complete that part using a 1% tax rate. See the Part VI instructions.	8	<b>222,218.</b>

**Part VI Excise Tax Based on Investment Income (Section 4940(a), 4940(b), 4940(e), or 4948 - see instructions)**

1a Exempt operating foundations described in section 4940(d)(2), check here <input type="checkbox"/> and enter "N/A" on line 1. Date of ruling or determination letter: _____ (attach copy of letter if necessary-see instructions)			
b Domestic foundations that meet the section 4940(e) requirements in Part V, check here <input checked="" type="checkbox"/> and enter 1% of Part I, line 27b		1	726.
c All other domestic foundations enter 2% of line 27b. Exempt foreign organizations enter 4% of Part I, line 12, col. (b).			
2 Tax under section 511 (domestic section 4947(a)(1) trusts and taxable foundations only. Others enter -0-)		2	0.
3 Add lines 1 and 2		3	726.
4 Subtitle A (income) tax (domestic section 4947(a)(1) trusts and taxable foundations only. Others enter -0-)		4	0.
5 Tax based on investment income. Subtract line 4 from line 3. If zero or less, enter -0-		5	726.
6 Credits/Payments:			
a 2010 estimated tax payments and 2009 overpayment credited to 2010	6a	440.	
b Exempt foreign organizations - tax withheld at source	6b		
c Tax paid with application for extension of time to file (Form 8868)	6c		
d Backup withholding erroneously withheld	6d		
7 Total credits and payments. Add lines 6a through 6d		7	440.
8 Enter any penalty for underpayment of estimated tax. Check here <input type="checkbox"/> if Form 2220 is attached		8	
9 Tax due. If the total of lines 5 and 8 is more than line 7, enter amount owed		9	286.
10 Overpayment. If line 7 is more than the total of lines 5 and 8, enter the amount overpaid		10	
11 Enter the amount of line 10 to be: Credited to 2011 estimated tax <input type="checkbox"/> Refunded <input checked="" type="checkbox"/>		11	

**Part VII-A Statements Regarding Activities**

	Yes	No
1a During the tax year, did the foundation attempt to influence any national, state, or local legislation or did it participate or intervene in any political campaign?		X
b Did it spend more than \$100 during the year (either directly or indirectly) for political purposes (see instructions for definition)? If the answer is "Yes" to 1a or 1b, attach a detailed description of the activities and copies of any materials published or distributed by the foundation in connection with the activities.		X
c Did the foundation file Form 1120-POL for this year?		X
d Enter the amount (if any) of tax on political expenditures (section 4955) imposed during the year: (1) On the foundation. <input type="checkbox"/> \$ 0. (2) On foundation managers. <input type="checkbox"/> \$ 0.		
e Enter the reimbursement (if any) paid by the foundation during the year for political expenditure tax imposed on foundation managers. <input type="checkbox"/> \$ 0.		
2 Has the foundation engaged in any activities that have not previously been reported to the IRS? If "Yes," attach a detailed description of the activities		X
3 Has the foundation made any changes, not previously reported to the IRS, in its governing instrument, articles of incorporation, or bylaws, or other similar instruments? If "Yes," attach a conformed copy of the changes		X
4a Did the foundation have unrelated business gross income of \$1,000 or more during the year?		X
b If "Yes," has it filed a tax return on Form 990-T for this year?	N/A	
5 Was there a liquidation, termination, dissolution, or substantial contraction during the year? If "Yes," attach the statement required by General Instruction T.		X
6 Are the requirements of section 508(e) (relating to sections 4941 through 4945) satisfied either: • By language in the governing instrument, or • By state legislation that effectively amends the governing instrument so that no mandatory directions that conflict with the state law remain in the governing instrument?	X	
7 Did the foundation have at least \$5,000 in assets at any time during the year? If "Yes," complete Part II, col (c), and Part XV	X	
8a Enter the states to which the foundation reports or with which it is registered (see instructions) <input type="checkbox"/> CA		
b If the answer is "Yes" to line 7, has the foundation furnished a copy of Form 990-PF to the Attorney General (or designate) of each state as required by General Instruction G? If "No," attach explanation	X	
9 Is the foundation claiming status as a private operating foundation within the meaning of section 4942(j)(3) or 4942(j)(5) for calendar year 2010 or the taxable year beginning in 2010 (see instructions for Part XIV)? If "Yes," complete Part XIV		X
10 Did any persons become substantial contributors during the tax year? If "Yes," attach a schedule listing their names and addresses		X

Part VII-A Statements Regarding Activities (continued)

11 At any time during the year, did the foundation, directly or indirectly, own a controlled entity within the meaning of section 512(b)(13)? If "Yes," attach schedule (see instructions)
12 Did the foundation acquire a direct or indirect interest in any applicable insurance contract before August 17, 2008?
13 Did the foundation comply with the public inspection requirements for its annual returns and exemption application?
14 The books are in care of RALPH YERXA Telephone no. 916-737-8640
15 Section 4947(a)(1) nonexempt charitable trusts filing Form 990-PF in lieu of Form 1041 - Check here and enter the amount of tax-exempt interest received or accrued during the year
16 At any time during calendar year 2010, did the foundation have an interest in or a signature or other authority over a bank, securities, or other financial account in a foreign country?

Part VII-B Statements Regarding Activities for Which Form 4720 May Be Required

File Form 4720 if any item is checked in the "Yes" column, unless an exception applies.

1a During the year did the foundation (either directly or indirectly):
(1) Engage in the sale or exchange, or leasing of property with a disqualified person?
(2) Borrow money from, lend money to, or otherwise extend credit to (or accept it from) a disqualified person?
(3) Furnish goods, services, or facilities to (or accept them from) a disqualified person?
(4) Pay compensation to, or pay or reimburse the expenses of, a disqualified person?
(5) Transfer any income or assets to a disqualified person (or make any of either available for the benefit or use of a disqualified person)?
(6) Agree to pay money or property to a government official?
b If any answer is "Yes" to 1a(1)-(6), did any of the acts fail to qualify under the exceptions described in Regulations section 53.4941(d)-3 or in a current notice regarding disaster assistance (see page 22 of the instructions)?
c Did the foundation engage in a prior year in any of the acts described in 1a, other than excepted acts, that were not corrected before the first day of the tax year beginning in 2010?
2 Taxes on failure to distribute income (section 4942) (does not apply for years the foundation was a private operating foundation defined in section 4942(j)(3) or 4942(j)(5)):
a At the end of tax year 2010, did the foundation have any undistributed income (lines 6d and 6e, Part XIII) for tax year(s) beginning before 2010?
b Are there any years listed in 2a for which the foundation is not applying the provisions of section 4942(a)(2) (relating to incorrect valuation of assets) to the year's undistributed income?
c If the provisions of section 4942(a)(2) are being applied to any of the years listed in 2a, list the years here.
3a Did the foundation hold more than a 2% direct or indirect interest in any business enterprise at any time during the year?
b If "Yes," did it have excess business holdings in 2010 as a result of (1) any purchase by the foundation or disqualified persons after May 26, 1969; (2) the lapse of the 5-year period (or longer period approved by the Commissioner under section 4943(c)(7)) to dispose of holdings acquired by gift or bequest; or (3) the lapse of the 10-, 15-, or 20-year first phase holding period?
4a Did the foundation invest during the year any amount in a manner that would jeopardize its charitable purposes?
b Did the foundation make any investment in a prior year (but after December 31, 1969) that could jeopardize its charitable purpose that had not been removed from jeopardy before the first day of the tax year beginning in 2010?

**Part VII-B** Statements Regarding Activities for Which Form 4720 May Be Required (continued)

5a During the year did the foundation pay or incur any amount to:

(1) Carry on propaganda, or otherwise attempt to influence legislation (section 4945(e))?  Yes  No

(2) Influence the outcome of any specific public election (see section 4955); or to carry on, directly or indirectly, any voter registration drive?  Yes  No

(3) Provide a grant to an individual for travel, study, or other similar purposes?  Yes  No

(4) Provide a grant to an organization other than a charitable, etc., organization described in section 509(a)(1), (2), or (3), or section 4940(d)(2)?  Yes  No

(5) Provide for any purpose other than religious, charitable, scientific, literary, or educational purposes, or for the prevention of cruelty to children or animals?  Yes  No

b If any answer is "Yes" to 5a(1)-(5), did any of the transactions fail to qualify under the exceptions described in Regulations section 53.4945 or in a current notice regarding disaster assistance (see instructions)? **N/A**  **5b**

Organizations relying on a current notice regarding disaster assistance check here

c If the answer is "Yes" to question 5a(4), does the foundation claim exemption from the tax because it maintained expenditure responsibility for the grant? **N/A**  Yes  No

If "Yes," attach the statement required by Regulations section 53.4945-5(d)

6a Did the foundation, during the year, receive any funds, directly or indirectly, to pay premiums on a personal benefit contract?  Yes  No

b Did the foundation, during the year, pay premiums, directly or indirectly, on a personal benefit contract? **6b**  Yes  No **X**

If "Yes" to 6b, file Form 8870

7a At any time during the tax year, was the foundation a party to a prohibited tax shelter transaction?  Yes  No

b If "Yes," did the foundation receive any proceeds or have any net income attributable to the transaction? **N/A** **7b**

**Part VIII** Information About Officers, Directors, Trustees, Foundation Managers, Highly Paid Employees, and Contractors

**1** List all officers, directors, trustees, foundation managers and their compensation.

(a) Name and address	(b) Title, and average hours per week devoted to position	(c) Compensation (If not paid, enter -0-)	(d) Contributions to employee benefit plans and deferred compensation	(e) Expense account, other allowances
MICHAEL P. LIEN P.O. BOX 255009 SACRAMENTO, CA 958655009	PRESIDENT 1.00	0.	0.	0.
NORMAN LIEN P.O. BOX 255009 SACRAMENTO, CA 958655009	SECRETARY & CFO 1.00	0.	0.	0.
TIMOTHY S. LIEN P.O. BOX 255009 SACRAMENTO, CA 958655009	VICE-PRESIDENT & ASST SEC. 1.00	0.	0.	0.
DOROTHY P. LIEN P.O. BOX 255009 SACRAMENTO, CA 958655009	DIRECTOR 1.00	0.	0.	0.

**2** Compensation of five highest-paid employees (other than those included on line 1). If none, enter "NONE."

(a) Name and address of each employee paid more than \$50,000	(b) Title, and average hours per week devoted to position	(c) Compensation	(d) Contributions to employee benefit plans and deferred compensation	(e) Expense account, other allowances
NONE				

Total number of other employees paid over \$50,000 **0**

**Part VIII** Information About Officers, Directors, Trustees, Foundation Managers, Highly Paid Employees, and Contractors (continued)

**3** Five highest-paid independent contractors for professional services. If none, enter "NONE."

(a) Name and address of each person paid more than \$50,000	(b) Type of service	(c) Compensation
NONE		

Total number of others receiving over \$50,000 for professional services ▶ 0

**Part IX-A** Summary of Direct Charitable Activities

List the foundation's four largest direct charitable activities during the tax year. Include relevant statistical information such as the number of organizations and other beneficiaries served, conferences convened, research papers produced, etc.	Expenses
1 N/A	
2	
3	
4	

**Part IX-B** Summary of Program-Related Investments

Describe the two largest program-related investments made by the foundation during the tax year on lines 1 and 2.	Amount
1 N/A	
2	
All other program-related investments. See instructions.	
3	
<b>Total.</b> Add lines 1 through 3 <span style="float: right;">▶</span>	<b>0.</b>

**Part X** Minimum Investment Return (All domestic foundations must complete this part. Foreign foundations, see instructions)

<b>1</b>	Fair market value of assets not used (or held for use) directly in carrying out charitable, etc., purposes:		
<b>a</b>	Average monthly fair market value of securities	<b>1a</b>	2,147,558.
<b>b</b>	Average of monthly cash balances	<b>1b</b>	8,444.
<b>c</b>	Fair market value of all other assets	<b>1c</b>	
<b>d</b>	<b>Total</b> (add lines 1a, b, and c)	<b>1d</b>	2,156,002.
<b>e</b>	Reduction claimed for blockage or other factors reported on lines 1a and 1c (attach detailed explanation)	<b>1e</b>	0.
<b>2</b>	Acquisition indebtedness applicable to line 1 assets	<b>2</b>	0.
<b>3</b>	Subtract line 2 from line 1d	<b>3</b>	2,156,002.
<b>4</b>	Cash deemed held for charitable activities. Enter 1 1/2% of line 3 (for greater amount, see instructions)	<b>4</b>	32,340.
<b>5</b>	<b>Net value of noncharitable-use assets.</b> Subtract line 4 from line 3. Enter here and on Part V, line 4	<b>5</b>	2,123,662.
<b>6</b>	<b>Minimum investment return.</b> Enter 5% of line 5	<b>6</b>	106,183.

**Part XI** Distributable Amount (see instructions) (Section 4942(j)(3) and (j)(5) private operating foundations and certain foreign organizations check here  and do not complete this part.)

<b>1</b>	Minimum investment return from Part X, line 6	<b>1</b>	106,183.
<b>2a</b>	Tax on investment income for 2010 from Part VI, line 5	<b>2a</b>	726.
<b>b</b>	Income tax for 2010. (This does not include the tax from Part VI.)	<b>2b</b>	
<b>c</b>	Add lines 2a and 2b	<b>2c</b>	726.
<b>3</b>	Distributable amount before adjustments. Subtract line 2c from line 1	<b>3</b>	105,457.
<b>4</b>	Recoveries of amounts treated as qualifying distributions	<b>4</b>	0.
<b>5</b>	Add lines 3 and 4	<b>5</b>	105,457.
<b>6</b>	Deduction from distributable amount (see instructions)	<b>6</b>	0.
<b>7</b>	<b>Distributable amount as adjusted.</b> Subtract line 6 from line 5. Enter here and on Part XIII, line 1	<b>7</b>	105,457.

**Part XII** Qualifying Distributions (see instructions)

<b>1</b>	Amounts paid (including administrative expenses) to accomplish charitable, etc., purposes:		
<b>a</b>	Expenses, contributions, gifts, etc. - total from Part I, column (d), line 26	<b>1a</b>	222,218.
<b>b</b>	Program-related investments - total from Part IX-B	<b>1b</b>	0.
<b>2</b>	Amounts paid to acquire assets used (or held for use) directly in carrying out charitable, etc., purposes	<b>2</b>	
<b>3</b>	Amounts set aside for specific charitable projects that satisfy the:		
<b>a</b>	Suitability test (prior IRS approval required)	<b>3a</b>	
<b>b</b>	Cash distribution test (attach the required schedule)	<b>3b</b>	
<b>4</b>	<b>Qualifying distributions.</b> Add lines 1a through 3b. Enter here and on Part V, line 8, and Part XIII, line 4	<b>4</b>	222,218.
<b>5</b>	Foundations that qualify under section 4940(e) for the reduced rate of tax on net investment income. Enter 1% of Part I, line 27b	<b>5</b>	726.
<b>6</b>	<b>Adjusted qualifying distributions.</b> Subtract line 5 from line 4	<b>6</b>	221,492.

**Note** The amount on line 6 will be used in Part V, column (b), in subsequent years when calculating whether the foundation qualifies for the section 4940(e) reduction of tax in those years.

Form 990-PF (2010)

**Part XIII Undistributed Income** (see instructions)

	(a) Corpus	(b) Years prior to 2009	(c) 2009	(d) 2010
1 Distributable amount for 2010 from Part XI, line 7				105,457.
2 Undistributed income, if any, as of the end of 2010				
a Enter amount for 2009 only			3,989.	
b Total for prior years:		0.		
3 Excess distributions carryover, if any, to 2010:				
a From 2005				
b From 2006				
c From 2007				
d From 2008				
e From 2009				
f Total of lines 3a through e	0.			
4 Qualifying distributions for 2010 from Part XII, line 4: ▶ \$ 222,218.				
a Applied to 2009, but not more than line 2a			3,989.	
b Applied to undistributed income of prior years (Election required - see instructions)		0.		
c Treated as distributions out of corpus (Election required - see instructions)	0.			
d Applied to 2010 distributable amount				105,457.
e Remaining amount distributed out of corpus	112,772.			
5 Excess distributions carryover applied to 2010 (If an amount appears in column (d), the same amount must be shown in column (a))	0.			0.
6 Enter the net total of each column as indicated below:				
a Corpus Add lines 3f, 4c, and 4e Subtract line 5	112,772.			
b Prior years' undistributed income. Subtract line 4b from line 2b		0.		
c Enter the amount of prior years' undistributed income for which a notice of deficiency has been issued, or on which the section 4942(a) tax has been previously assessed		0.		
d Subtract line 6c from line 6b. Taxable amount - see instructions		0.		
e Undistributed income for 2009. Subtract line 4a from line 2a. Taxable amount - see instr.			0.	
f Undistributed income for 2010. Subtract lines 4d and 5 from line 1. This amount must be distributed in 2011				0.
7 Amounts treated as distributions out of corpus to satisfy requirements imposed by section 170(b)(1)(F) or 4942(g)(3)	0.			
8 Excess distributions carryover from 2005 not applied on line 5 or line 7	0.			
9 Excess distributions carryover to 2011. Subtract lines 7 and 8 from line 6a	112,772.			
10 Analysis of line 9:				
a Excess from 2006				
b Excess from 2007				
c Excess from 2008				
d Excess from 2009				
e Excess from 2010	112,772.			

**Part XIV Private Operating Foundations** (see instructions and Part VII-A, question 9)

N/A

1 a If the foundation has received a ruling or determination letter that it is a private operating foundation, and the ruling is effective for 2010, enter the date of the ruling

b Check box to indicate whether the foundation is a private operating foundation described in section  4942(j)(3) or  4942(j)(5)

2 a Enter the lesser of the adjusted net income from Part I or the minimum investment return from Part X for each year listed

	Tax year		Prior 3 years		(e) Total
	(a) 2010	(b) 2009	(c) 2008	(d) 2007	
b 85% of line 2a					
c Qualifying distributions from Part XII, line 4 for each year listed					
d Amounts included in line 2c not used directly for active conduct of exempt activities					
e Qualifying distributions made directly for active conduct of exempt activities. Subtract line 2d from line 2c					
3 Complete 3a, b, or c for the alternative test relied upon:					
a "Assets" alternative test - enter:					
(1) Value of all assets					
(2) Value of assets qualifying under section 4942(j)(3)(B)(i)					
b "Endowment" alternative test - enter 2/3 of minimum investment return shown in Part X, line 6 for each year listed					
c "Support" alternative test - enter:					
(1) Total support other than gross investment income (interest, dividends, rents, payments on securities loans (section 512(a)(5)), or royalties)					
(2) Support from general public and 5 or more exempt organizations as provided in section 4942(j)(3)(B)(iii)					
(3) Largest amount of support from an exempt organization					
(4) Gross investment income					

**Part XV Supplementary Information (Complete this part only if the foundation had \$5,000 or more in assets at any time during the year-see the instructions.)**

1 **Information Regarding Foundation Managers:**

a List any managers of the foundation who have contributed more than 2% of the total contributions received by the foundation before the close of any tax year (but only if they have contributed more than \$5,000). (See section 507(d)(2).)

NONE

b List any managers of the foundation who own 10% or more of the stock of a corporation (or an equally large portion of the ownership of a partnership or other entity) of which the foundation has a 10% or greater interest.

NONE

2 **Information Regarding Contribution, Grant, Gift, Loan, Scholarship, etc., Programs:**

Check here  if the foundation only makes contributions to preselected charitable organizations and does not accept unsolicited requests for funds. If the foundation makes gifts, grants, etc. (see instructions) to individuals or organizations under other conditions, complete items 2a, b, c, and d.

a The name, address, and telephone number of the person to whom applications should be addressed:

b The form in which applications should be submitted and information and materials they should include:

c Any submission deadlines:

d Any restrictions or limitations on awards, such as by geographical areas, charitable fields, kinds of institutions, or other factors:







THE DONANT FOUNDATION

Part IV Capital Gains and Losses for Tax on Investment Income

(a) List and describe the kind(s) of property sold, e.g., real estate, 2-story brick warehouse; or common stock, 200 shs. MLC Co.	(b) How acquired P - Purchase D - Donation	(c) Date acquired (mo., day, yr.)	(d) Date sold (mo., day, yr.)
1a FRED ALGER - SEE ATTACHED	P		
b FRED ALGER - SEE ATTACHED	P		
c ISHARES	P	05/25/10	09/14/10
d KAYNE SMALL VALUE - SEE ATTACHED	P		
e HOME DEPOT INC - SR NOTES	P	01/30/07	11/05/10
f DAMLER AG	P	02/19/10	09/20/10
g BRANDES GLOBAL - SEE ATTACHED	P		
h SYSTEMATIC MID VALUE - SEE ATTACHED	P		
i SYSTEMATIC MID VALUE - SEE ATTACHED	P		
j CAPITAL GAIN DIVIDENDS	P		
k			
l			
m			
n			
o			

(e) Gross sales price	(f) Depreciation allowed (or allowable)	(g) Cost or other basis plus expense of sale	(h) Gain or (loss) (e) plus (f) minus (g)
a 23,430.		21,310.	2,120.
b 22,990.		18,864.	4,126.
c 3,450.		3,387.	63.
d 27,038.		21,798.	5,240.
e 28,639.		24,345.	4,294.
f 2,371.		1,735.	636.
g 61,810.		59,904.	1,906.
h 97,289.		87,543.	9,746.
i 16,741.		14,063.	2,678.
j 9.			9.
k			
l			
m			
n			
o			

Complete only for assets showing gain in column (h) and owned by the foundation on 12/31/69			(l) Losses (from col. (h)) Gains (excess of col. (h) gain over col. (k), but not less than "-0-")
(i) F.M.V. as of 12/31/69	(j) Adjusted basis as of 12/31/69	(k) Excess of col. (i) over col. (j), if any	
a			2,120.
b			4,126.
c			63.
d			5,240.
e			4,294.
f			636.
g			1,906.
h			9,746.
i			2,678.
j			9.
k			
l			
m			
n			
o			

2 Capital gain net income or (net capital loss) { If gain, also enter in Part I, line 7 If (loss), enter "-0-" in Part I, line 7 }	2	30,818.
3 Net short-term capital gain or (loss) as defined in sections 1222(5) and (6): If gain, also enter in Part I, line 8, column (c). If (loss), enter "-0-" in Part I, line 8	3	N/A

**Realized Gain/Loss**

Amended Date: 3/04/11

MAR 14 2011

Account Number: 4907-7582  
 Command Account Number: 9078716338  
 DONANT FOUNDATION  
 FRED ALGER SMALL/MID GROWTH

**Important Realized Gain/Loss Information**

This information is provided for courtesy purposes only. Each individual taxpayer should consult with a tax advisor as to any additional reporting requirements or adjustments. NO COST BASIS OR REALIZED GAIN/LOSS INFORMATION IS PROVIDED TO THE IRS, NOR IS THIS INFORMATION VERIFIED OR GUARANTEED BY FIRST CLEARING, LLC TO BE ACCURATE FOR EACH TAXPAYER'S UNIQUE REPORTING REQUIREMENTS. THEREFORE, YOU SHOULD NEVER ASSUME THIS STATEMENT IS ACCURATE IN LIEU OF COMPLETING SCHEDULE D OF YOUR TAX RETURN AND CONSULTING WITH YOUR TAX ADVISOR.

Federal tax reporting requirements will create differences between the information presented here and what appears on your Form 1099-B, including but not limited to the following situations:

- Cost basis for many fixed income tax lots has been amortized (for securities purchased at a premium) or accreted (for securities purchased at a discount), when possible, for applicable securities. For securities that were purchased at an Original Issue Discount (OID), only those positions whose cost basis has been adjusted will reflect the impacts of the OID accruals on the original cost basis. The original issue discount amount reported on your Form 1099-OID is not adjusted for market discount, acquisition premium or bond premium. Therefore, the amortization and accretion adjustments used on this statement may not be consistent with the Form 1099-OID amount because the reporting requirements on the Form 1099-OID are different.
- The Original Price represents the unadjusted price of the security. The Original Price can be used to calculate the original unadjusted cost of the security.
- Short sales are reportable on Form 1099-B before the position is closed.
- Long-term capital gains reported by a RIC or REIT appear on Form 1099-DIV only, as noted in the instructions for that form.
- Lots closed due to transfers or journals will not be reflected in the Realized Gain/Loss Statement, or on the Form 1099-B.

**Realized Gain/Loss Summary**

	THIS YEAR GAIN	THIS YEAR LOSS	THIS YEAR NET
Short term	4,061.55	-1,941.97	2,119.58
Long term	6,618.26	-2,489.17	4,129.09
<b>Total - Realized Gain/Loss</b>	<b>\$10,679.81</b>	<b>-\$4,431.14</b>	<b>\$6,248.67</b>

**Realized Gain/Loss Detail for Year**


DESCRIPTION	QUANTITY	ADJ PRICE/ ORIG PRICE	DATE ACQUIRED	DATE CLOSED	PROCEEDS	ADJ COST/ ORIG COST	GAIN/LOSS
ACERGY SA-SPON ADR	10.00000	12.5570	09/28/09	06/03/10	146.11	125.58	20.53
	12.00000	12.5570	09/28/09	09/16/10	201.23	150.69	50.54
<b>Subtotal</b>	<b>22.00000</b>				<b>347.34</b>	<b>276.27</b>	<b>71.07</b>
AEROPOSTALE INC	4.33334	34.5379	05/26/09	03/30/10	124.09	103.61	20.48
	0.50000	0.0000	03/05/10	03/05/10	12.79	0.01	12.78



# Realized Gain/Loss

Page 17 of 29

Amended Date: 3/04/11



Account Number: 4907-7562  
 Command Account Number: 9078716338  
 DONANT FOUNDATION  
 FRIED ALGER SMALL/MID GROWTH

Short Term DESCRIPTION	Quantity	ADJ PRICE/ ORIG PRICE	DATE ACQUIRED	CLOSE DATE	PROCEEDS	ADJ COST/ ORIG COST	GAIN/LOSS
<i>Continued</i>							
Subtotal	4,83334				136.88	103.62	33.26
AMERN EAGLE OUTFITTERS INC NEW	11.00000	16.7938	09/24/09	05/18/10	189.66	184.74	-15.08
	20.00000	16.7938	09/24/09	06/28/10	239.50	335.87	-96.37
	8.00000	17.2041	01/08/10	06/28/10	95.80	137.63	-41.83
	7.00000	18.1041	04/15/10	08/28/10	83.83	126.73	-42.90
Subtotal	46.00000				588.79	784.97	-196.18
ARTIO GLOBAL INVESTORS INC-CLASS A	15.00000	26.3138	01/13/10	05/11/10	307.07	394.71	-87.64
AVAGO TECHNOLOGIES LTD	7.00000	17.5077	09/24/09	01/13/10	129.49	122.56	6.93
	6.00000	17.5077	09/24/09	03/04/10	112.02	105.05	6.97
	22.00000	17.5077	09/24/09	04/01/10	446.99	385.16	61.83
Subtotal	35.00000				688.50	612.77	75.73
BALLY TECHNOLOGIES INC	10.00000	37.8063	09/28/09	06/09/10	388.80	378.06	10.74
	5.00000	38.7916	09/29/09	06/09/10	194.41	193.96	0.45
Subtotal	15.00000				583.21	572.02	11.19
BROCADE COMMUNICATIONS SYSTEMS	14.00000	5.5903	04/29/09	01/05/10	110.05	78.27	31.78
BUCYRUS INTERNATIONAL INC	4.00000	48.2914	10/23/09	10/14/10	297.36	193.17	104.19
	3.00000	55.1540	05/11/10	12/06/10	267.60	165.46	102.14
Subtotal	7.00000				564.96	358.63	206.33
CAL DIVE INTERNATIONAL INC	18.00000	7.1943	03/12/10	11/22/10	93.95	129.50	-35.55
CEPHALON INC	2.00000	58.0767	09/24/09	04/27/10	129.43	116.15	13.28
CHOICE HOTELS INTL INC	12.00000	31.1383	09/17/09	03/09/10	415.90	373.66	42.24

**Realized Gain/Loss**

Amended Date: 3/04/11

APR 1 4 2011

Account Number: 4907-7562  
 Command Account Number: 9078716338  
 DONANT FOUNDATION  
 FRED ALGER SMALL/MID GROWTH

Short Term Description	Quantity	Adj Price/Orig Price	Date Acquired	Date Close	Proceeds	Adj Cost/Orig Cost	Gain/Loss
CLIFFS NATURAL RESOURCES	9.00000	0.0000	06/02/10	06/03/10	0.01	NOT PROVIDED	N/A
CLIFFS NATURAL RESOURCES	3.00000	28.7119	08/13/09	03/09/10	178.96	86.14	92.82
CLIFFS NATURAL RESOURCES	8.00000	28.7119	08/13/09	03/31/10	568.03	229.70	338.33
CLIFFS NATURAL RESOURCES	3.00000	57.3758	05/11/10	09/24/10	186.83	172.13	14.70
<b>Subtotal</b>	<b>14.00000</b>				<b>933.82</b>	<b>487.97</b>	<b>445.85</b>
COLDWATER CREEK INC	28.00000	5.0659	09/22/10	12/08/10	77.84	141.85	-64.01
CONCHO RESOURCES INC	2.00000	53.4191	04/13/10	08/12/10	122.31	106.84	15.47
CONCHO RESOURCES INC	3.00000	53.4191	04/13/10	09/16/10	192.03	160.26	31.77
<b>Subtotal</b>	<b>5.00000</b>				<b>314.34</b>	<b>267.10</b>	<b>47.24</b>
DISCOVERY COMMUNICATIONS INC A	10.00000	16.0603	03/25/09	03/23/10	330.56	160.60	169.96
DISCOVERY COMMUNICATIONS INC A	6.00000	19.2983	04/29/09	03/23/10	198.34	115.79	82.55
<b>Subtotal</b>	<b>16.00000</b>				<b>528.90</b>	<b>276.39</b>	<b>252.51</b>
DUPONT FABROS TECHNOLOGY INC	12.00000	26.0028	06/28/10	11/04/10	288.69	312.03	-23.34
DUPONT FABROS TECHNOLOGY INC	4.00000	24.5382	07/20/10	11/04/10	96.23	98.15	-1.92
DUPONT FABROS TECHNOLOGY INC	5.00000	25.5317	08/10/10	11/04/10	120.29	127.66	-7.37
<b>Subtotal</b>	<b>21.00000</b>				<b>505.21</b>	<b>537.84</b>	<b>-32.63</b>
EMERGENCY MEDICAL SERVICES A	3.00000	56.6838	06/03/10	12/15/10	190.15	170.06	20.09
FINISAR CORPORATION	13.00000	15.4860	03/23/10	09/14/10	210.70	201.32	9.38
FTI CONSULTING INC	3.00000	39.4743	03/17/10	11/04/10	104.75	118.42	-13.67
FTI CONSULTING INC	4.00000	39.7403	03/31/10	11/04/10	139.67	158.96	-19.29
<b>Subtotal</b>	<b>7.00000</b>				<b>244.42</b>	<b>277.38</b>	<b>-32.96</b>
F5 NETWORKS INC	4.00000	49.0433	02/08/10	09/24/10	417.37	196.18	221.19
F5 NETWORKS INC	4.00000	49.0433	02/08/10	09/27/10	409.91	196.17	213.74



**Realized Gain/Loss**

Amended Date: 3/04/11



APR 3 2011

Account Number: 4907-7562  
 Command Account Number: 9078716338  
 DONANT FOUNDATION  
 FRED ALGER SMALL/MID GROWTH

Short Term DESCRIPTION	Quantity	ADJ PRICE/ ORIG PRICE	DATE ACQUIRED	CLOSE DATE	PROCEEDS	ADJ COST/ ORIG COST	GAIN/LOSS
<i>Continued</i>							
<b>Subtotal</b>	<b>8.00000</b>				<b>827.28</b>	<b>392.35</b>	<b>434.93</b>
GENWORTH FINANCIAL INC CL-A	11.00000	7.2987	06/29/09	01/05/10	137.34	80.29	57.05
	31.00000	7.2987	06/29/09	04/15/10	578.96	226.26	352.70
	2.00000	7.2987	06/29/09	04/29/10	35.76	14.59	21.17
	31.00000	8.7441	08/13/09	04/29/10	554.43	271.07	283.36
<b>Subtotal</b>	<b>75.00000</b>				<b>1,306.49</b>	<b>592.21</b>	<b>714.28</b>
HOST HOTELS & RESORTS	14.00000	8.7770	05/06/09	01/13/10	173.16	122.88	50.28
	13.00000	8.7770	05/06/09	03/11/10	164.05	114.10	49.95
	25.00000	8.7770	05/06/09	03/17/10	335.02	219.42	115.60
	1.00000	0.0000	12/18/09	03/17/10	13.41	10.46	2.95
<b>Subtotal</b>	<b>53.00000</b>				<b>685.64</b>	<b>466.86</b>	<b>218.78</b>
IBERIABANK CORP	6.00000	60.2852	03/12/10	09/20/10	298.92	361.71	-62.79
	2.00000	60.1789	03/23/10	09/20/10	99.65	120.36	-20.71
<b>Subtotal</b>	<b>8.00000</b>				<b>398.57</b>	<b>482.07</b>	<b>-83.50</b>
INVERNESS MED INNOVATION INC	11.00000	35.5450	06/30/09	06/09/10	305.85	391.00	-85.15
	7.00000	35.5450	06/30/09	06/22/10	201.46	248.81	-47.35
	6.00000	34.8049	08/13/09	06/22/10	172.68	208.83	-36.15
<b>Subtotal</b>	<b>24.00000</b>				<b>679.99</b>	<b>848.64</b>	<b>-168.65</b>
IPC THE HOSPITALIST CO	5.00000	31.5416	12/10/09	06/24/10	133.69	157.71	-24.02
J CREW GROUP INC	4.00000	20.3340	05/06/09	03/02/10	169.43	81.34	88.09
KNIGHT CAPITAL GROUP INC CL A	21.00000	17.7114	10/27/09	09/14/10	264.41	371.94	-107.53
	8.00000	16.1445	03/17/10	09/14/10	100.74	129.16	-28.42
<b>Subtotal</b>	<b>29.00000</b>				<b>365.15</b>	<b>501.10</b>	<b>-135.95</b>

# Realized Gain/Loss

Amended Date: 3/04/11

MAR 14 2011

Account Number: 4907-7562  
 Command Account Number: 9078716338  
 DONANT FOUNDATION  
 FRED ALGER SMALL/MID GROWTH

Short Term Description	Quantity	Adj. Price/Orig Price	Date Acquired	Close Date	Proceeds	Adj. Cost/Orig Cost	Gain/Loss
LAMAR ADVERTISING CO CL A	9.00000	29.5719	10/23/09	08/05/10	274.82	266.15	8.67
	4.00000	29.5719	10/23/09	09/10/10	118.14	118.28	-2.14
	4.00000	35.1504	03/23/10	09/10/10	116.15	140.60	-24.45
<b>Subtotal</b>	<b>17.00000</b>				<b>507.11</b>	<b>525.03</b>	<b>-17.92</b>
LINCOLN NATL CORP IND	4.00000	24.9992	08/24/09	06/08/10	96.76	100.00	-3.24
	22.00000	24.9992	08/24/09	06/28/10	582.27	549.97	32.30
<b>Subtotal</b>	<b>26.00000</b>				<b>679.03</b>	<b>649.97</b>	<b>29.06</b>
MASIMO CORP	14.00000	26.7228	09/29/09	06/03/10	305.36	374.12	-68.76
NALCO HOLDING CO	20.00000	21.7423	10/08/09	01/08/10	513.13	434.84	78.29
NETLOGIC MICROSYSTEMS INC	3.00000	43.9834	09/15/09	02/08/10	146.37	131.98	14.41
NUVASIVE INC	4.00000	39.5855	02/13/09	01/29/10	110.94	158.35	-47.41
OPENTABLE INC	1.00000	36.3539	03/12/10	09/22/10	64.53	36.36	28.17
PALL CORP	4.00000	26.7310	06/30/09	03/04/10	162.90	106.93	55.97
PEGASYS INC	6.00000	31.9518	12/14/09	08/16/10	128.28	191.72	-63.44
	5.00000	31.9518	12/14/09	10/13/10	133.49	159.76	-26.27
	4.00000	31.9518	12/14/09	10/26/10	104.40	127.80	-23.40
	5.00000	34.6486	01/05/10	11/11/10	150.26	173.24	-22.98
	4.00000	37.7439	03/31/10	11/11/10	120.20	150.98	-30.78
	5.00000	32.7809	04/27/10	11/11/10	150.27	163.90	-13.63
<b>Subtotal</b>	<b>29.00000</b>				<b>788.90</b>	<b>967.40</b>	<b>-180.50</b>
PEOPLE'S UNITED FINANCL	10.00000	16.2487	09/17/09	06/29/10	137.18	162.49	-25.31
PMI GROUP INC	89.00000	5.8336	04/27/10	05/11/10	416.12	519.19	-103.07
GLOGIC CORP	12.00000	18.4349	12/23/09	10/07/10	197.92	221.22	-23.30
	8.00000	18.4349	12/23/09	10/26/10	134.56	147.48	-12.92



# Realized Gain/Loss

Amended Date: 3/04/11



Account Number: 4907-7562  
 Command Account Number: 9078716338  
 DONANT FOUNDATION  
 FRED ALGER SMALL/MID GROWTH

APR 14 2011

Short Term DESCRIPTION	Quantity	ADJ PRICE/ ORIG PRICE	DATE ACQUIRED	CLOSE DATE	PROCEEDS	ADJ COST/ ORIG COST	GAIN/LOSS
<i>Continued</i>							
	5.00000	18.4349	12/23/09	12/15/10	86.94	92.17	-5.23
	2.00000	18.5973	03/04/10	12/15/10	34.78	37.20	-2.42
	8.00000	18.5973	03/04/10	12/23/10	134.44	148.77	-14.33
	6.00000	20.6127	03/25/10	12/23/10	100.83	123.68	-22.85
	11.00000	16.1304	07/28/10	12/23/10	184.86	177.43	7.43
<b>Subtotal</b>	<b>52.00000</b>				<b>874.33</b>	<b>947.95</b>	<b>-73.62</b>
<b>QUICKSILVER RESOURCES INC</b>							
	2.00000	14.0550	02/08/10	10/21/10	30.34	28.11	2.23
	8.00000	9.9479	06/24/09	03/04/10	157.51	79.59	77.92
	4.00000	9.9479	06/24/09	03/11/10	74.35	39.79	34.56
	29.00000	9.9479	06/24/09	03/23/10	583.50	288.47	295.03
<b>Subtotal</b>	<b>41.00000</b>				<b>815.36</b>	<b>407.85</b>	<b>407.51</b>
<b>SIRONA DENTAL SYSTEMS INC</b>							
	5.00000	27.2563	08/24/09	08/10/10	174.37	136.29	38.08
	14.00000	10.7068	11/20/09	03/12/10	149.79	149.90	-0.11
	27.00000	10.7068	11/20/09	03/23/10	286.77	289.08	-2.31
	12.00000	10.6036	01/08/10	03/23/10	127.46	127.24	0.22
<b>Subtotal</b>	<b>53.00000</b>				<b>564.02</b>	<b>566.22</b>	<b>-2.20</b>
<b>SKYWORKS SOLUTIONS INC</b>							
	13.00000	10.1361	07/02/09	01/13/10	190.57	131.77	58.80
	24.00000	21.4839	12/04/09	06/29/10	394.91	515.61	-120.70
<b>Subtotal</b>	<b>37.00000</b>				<b>585.48</b>	<b>647.38</b>	<b>-61.90</b>
<b>SOLARWINDS INC</b>							
	11.00000	26.7602	09/24/09	01/29/10	284.65	294.36	-9.71
	6.00000	25.9138	12/10/09	06/10/10	95.68	155.49	-59.81
	11.00000	25.9138	12/10/09	06/28/10	164.50	285.04	-120.54
	6.00000	26.2835	12/14/09	06/28/10	89.73	157.70	-67.97
	8.00000	25.1755	01/05/10	06/28/10	119.64	201.40	-81.76
	6.00000	23.0997	03/31/10	06/28/10	89.73	138.60	-48.87

# Realized Gain/Loss

Amended Date: 3/04/11

MAR 14 2011

Account Number: 4907-7562  
 Command Account Number: 9078716338  
 DONANT FOUNDATION  
 FRED ALGER SMALL/MID GROWTH

Short Term Description	Quantity	Adj Price/Orig Price	Date Acquired	Close Date	Proceeds	Adj Cost/Orig Cost	Gain/Loss
<b>Subtotal</b>	<b>37.00000</b>				<b>559.28</b>	<b>938.23</b>	<b>-378.95</b>
SYNERSE HOLDINGS INC	17.00000	24.0682	09/24/10	11/15/10	516.62	409.17	107.45
	1.00000	24.0682	09/24/10	12/08/10	30.77	24.06	6.71
	7.00000	22.7931	10/07/10	12/08/10	215.46	159.55	55.91
	7.00000	23.6217	10/13/10	12/08/10	215.46	165.35	50.11
<b>Subtotal</b>	<b>32.00000</b>				<b>978.31</b>	<b>758.13</b>	<b>220.18</b>
TELLABS INC	34.00000	6.9798	06/14/10	08/02/10	238.01	237.31	0.70
TIFFANY & CO NEW	3.00000	47.6318	03/31/10	09/10/10	127.15	142.90	-15.75
	7.00000	47.6318	03/31/10	09/22/10	318.23	333.42	-15.19
<b>Subtotal</b>	<b>10.00000</b>				<b>445.38</b>	<b>476.32</b>	<b>-30.94</b>
UNITED THERAPEUTICS CORP	8.00000	44.8684	11/20/09	02/17/10	462.56	358.95	103.61
URBAN OUTFITTERS INC	5.00000	33.3308	03/02/10	12/15/10	183.63	166.65	16.98
	4.00000	35.9761	06/28/10	12/15/10	146.91	143.90	3.01
	3.00000	34.5190	09/24/10	12/15/10	110.19	103.56	6.63
<b>Subtotal</b>	<b>12.00000</b>				<b>440.73</b>	<b>414.11</b>	<b>26.62</b>
URS CORP NEW	3.00000	48.6331	07/24/09	01/13/10	144.39	145.90	-1.51
	3.00000	48.6331	07/24/09	03/04/10	146.35	145.90	0.45
	4.00000	48.6331	07/24/09	03/23/10	193.81	194.53	-0.72
	4.00000	41.2526	09/24/09	03/23/10	193.81	165.01	28.80
<b>Subtotal</b>	<b>14.00000</b>				<b>678.36</b>	<b>651.34</b>	<b>27.02</b>
WALTER ENERGY INC	3.00000	74.4871	08/16/10	12/10/10	347.64	223.47	124.17
WASTE CONNECTIONS INC	0.50000	0.0000	11/15/10	11/15/10	13.07	0.01	13.06
WHITING PETROLEUM CORP	5.00000	78.6845	03/09/10	09/16/10	455.16	393.42	61.74



# Realized Gain/Loss

Amended Date: 3/04/11



Account Number: 4907-7562  
 Command Account Number: 9078716338  
 DONANT FOUNDATION  
 FRED ALGER SMALL/MID GROWTH

MAR 14 2011

Short Term	Continued	DESCRIPTION	QUANTITY	ADJ PRICE/ ORIG PRICE	ACQUIRED DATE	CLOSE DATE	PROCEEDS	ADJ COST/ ORIG COST	GAIN/LOSS
		WOODWARD GOVERNOR CO	4.00000	20.4066	05/28/09	03/04/10	115.74	81.63	34.11
For some tax lots complete data is not available. Therefore, you may see N/A in the Proceeds or Gain / Loss column, or Not Provided in the Cost column. In these situations, you should determine the actual cost or proceeds and calculate the Gain / Loss. Please note that in these situations, the totals and subtotals will include any available cost or proceeds, even if the Gain / Loss is marked N/A.									
		<b>Total - Short Term</b>					<b>\$23,430.07 (A)</b>	<b>(C) \$21,310.48</b>	<b>\$2,119.58</b>

Long Term	DESCRIPTION	QUANTITY	ADJ PRICE/ ORIG PRICE	ACQUIRED DATE	CLOSE DATE	PROCEEDS	ADJ COST/ ORIG COST	GAIN/LOSS
	AEROPOSTALE INC	5.00000	14.7709	11/26/08	01/05/10	170.69	73.86	96.83
		5.00000	14.7709	11/26/08	03/02/10	172.80	73.85	98.95
		8.66666	14.7709	11/26/08	03/30/10	248.15	88.62	159.53
	<b>Subtotal</b>	<b>18.66666</b>				<b>591.64</b>	<b>236.33</b>	<b>355.31</b>

AFFILIATED MANAGERS GROUP	DESCRIPTION	QUANTITY	ADJ PRICE/ ORIG PRICE	ACQUIRED DATE	CLOSE DATE	PROCEEDS	ADJ COST/ ORIG COST	GAIN/LOSS
		3.00000	86.0747	08/01/08	01/13/10	209.69	258.23	-48.54
		2.00000	86.0747	08/01/08	03/09/10	154.83	172.15	-17.32
		1.00000	86.0747	08/01/08	07/28/10	72.60	86.07	-13.47
	<b>Subtotal</b>	<b>6.00000</b>				<b>437.12</b>	<b>516.45</b>	<b>-79.33</b>

AIRGAS INC	DESCRIPTION	QUANTITY	ADJ PRICE/ ORIG PRICE	ACQUIRED DATE	CLOSE DATE	PROCEEDS	ADJ COST/ ORIG COST	GAIN/LOSS
		5.00000	39.7927	10/14/08	02/05/10	301.29	198.97	102.32
		2.00000	39.7927	10/14/08	09/09/10	128.41	79.58	48.83
		4.00000	41.0581	04/24/09	09/09/10	256.84	164.23	92.61
	<b>Subtotal</b>	<b>11.00000</b>				<b>686.54</b>	<b>442.78</b>	<b>243.76</b>

AIRTRAN HLDGS INC	DESCRIPTION	QUANTITY	ADJ PRICE/ ORIG PRICE	ACQUIRED DATE	CLOSE DATE	PROCEEDS	ADJ COST/ ORIG COST	GAIN/LOSS
		75.00000	3.8663	11/19/08	09/09/10	327.63	289.97	37.66
	ALEXION PHARMACEUTICALS INC	2.00000	42.0005	09/11/08	12/08/10	154.46	84.00	70.46
		7.00000	42.0005	09/11/08	12/20/10	565.20	294.00	271.20
	<b>Subtotal</b>	<b>8.00000</b>				<b>719.66</b>	<b>378.00</b>	<b>341.66</b>
	AMERIGROUP CORP	7.00000	23.3666	11/26/08	04/27/10	246.13	163.57	82.56

# Realized Gain/Loss

Amended Date: 3/04/11

MAR 14 2011


Account Number: 4907-7562  
 Command Account Number: 9078716338  
 DONANT FOUNDATION  
 FRED ALGER SMALL/MID GROWTH

Long Term DESCRIPTION	Quantity	ADJ PRICE/ ORIG PRICE	DATE ACQUIRED	CLOSE DATE	PROCEEDS	ADJ COST/ ORIG COST	GAIN/LOSS
	3.00000	23.3666	11/26/08	06/08/10	105.65	70.10	35.55
<b>Subtotal</b>	<b>10.00000</b>				<b>351.78</b>	<b>233.67</b>	<b>118.11</b>
AMETEK INC NEW	0.50000	29.4025	09/28/07	12/22/10	19.74	0.00	19.74
ANNTAYLOR STORES CORP	6.00000	15.1421	10/23/09	11/15/10	137.79	90.86	46.93
	7.00000	15.1421	10/23/09	12/08/10	181.84	106.00	75.84
<b>Subtotal</b>	<b>13.00000</b>				<b>319.63</b>	<b>196.86</b>	<b>122.77</b>
ANSYS INC	2.00000	34.2294	09/28/07	10/13/10	89.06	68.46	20.60
	7.00000	34.2294	09/28/07	11/04/10	319.60	239.60	80.00
	5.00000	34.2294	09/28/07	11/19/10	242.05	171.14	70.91
	5.00000	27.2564	04/29/09	11/19/10	242.06	136.28	105.78
<b>Subtotal</b>	<b>19.00000</b>				<b>892.77</b>	<b>615.48</b>	<b>277.29</b>
ATHEROS COMMUNICATIONS	5.00000	30.1000	09/28/07	01/08/10	182.44	150.50	31.94
	4.00000	30.1000	09/28/07	09/22/10	105.86	120.40	-14.54
<b>Subtotal</b>	<b>9.00000</b>				<b>288.30</b>	<b>270.90</b>	<b>17.40</b>
AUXILIUM PHARMACEUTICALS INC	6.00000	26.7913	12/18/08	04/27/10	213.92	160.75	53.17
BE AEROSPACE INC	4.00000	41.2900	09/28/07	03/11/10	115.44	165.16	-49.72
	10.00000	41.2900	09/28/07	07/26/10	303.52	412.90	-109.38
	4.00000	41.2900	09/28/07	10/26/10	145.77	165.16	-19.39
<b>Subtotal</b>	<b>18.00000</b>				<b>564.73</b>	<b>743.22</b>	<b>-178.49</b>
BROCADE COMMUNICATIONS SYSTEMS	50.00000	5.5903	04/29/09	07/28/10	251.36	279.51	-28.15
	21.00000	7.1250	05/26/09	07/28/10	105.57	149.63	-44.06
	18.00000	7.4098	06/02/09	07/28/10	90.50	133.38	-42.88
<b>Subtotal</b>	<b>89.00000</b>				<b>447.43</b>	<b>562.52</b>	<b>-115.09</b>
BUGYRUS INTERNATIONAL INC	3.00000	48.2914	10/23/09	11/30/10	267.23	144.87	122.36



**Realized Gain/Loss**

Amended Date: 3/04/11



Account Number: 4807-7562  
 Command Account Number: 9078716338  
 DONANT FOUNDATION  
 FRED ALGER SMALL/MID GROWTH

MAR 14 2011

Long Term Description	Quantity	Adj Price/ Orig Price	Date Acquired	Close Date	Proceeds	Adj Cost/ Orig Cost	Gain/Loss
<i>Continued</i>							
Subtotal	2.00000	48.2914	10/23/09	12/06/10	178.39	96.58	81.81
CAL DIVE INTERNATIONAL INC	5.00000				445.62	241.45	204.17
Subtotal	40.00000	13.8738	05/27/08	11/22/10	208.75	554.95	-346.20
CENTRAL EURO DIST CORP	2.00000	54.4892	02/06/08	06/03/10	51.44	108.97	-57.53
	4.00000	10.4485	03/20/09	06/03/10	102.88	41.80	61.08
	14.00000	10.4485	03/20/09	06/08/10	319.42	146.27	173.15
Subtotal	20.00000				473.74	297.04	176.70
CEPHALON INC	2.00000	69.8746	10/17/08	01/05/10	126.15	139.75	-13.60
	3.00000	69.8746	10/17/08	04/27/10	194.13	209.62	-15.49
Subtotal	5.00000				320.28	349.37	-29.09
CHURCH & DWIGHT INC	2.00000	57.6748	11/26/08	03/09/10	134.85	115.35	19.50
CLIFFS NATURAL RESOURCES	4.00000	28.7119	08/13/09	09/10/10	262.55	114.84	147.71
	2.00000	28.7119	08/13/09	09/24/10	124.55	57.42	67.13
Subtotal	6.00000				387.10	172.26	214.84
COLDWATER CREEK INC	66.00000	7.5829	08/13/09	12/08/10	183.47	500.47	-317.00
COMMUNITY HEALTH SYS INC NEW	5.00000	36.4029	12/20/07	10/25/10	152.90	182.02	-29.12
CONCHO RESOURCES INC	4.00000	20.5802	02/06/08	02/08/10	180.44	82.32	98.12
	5.00000	20.5802	02/06/08	03/09/10	247.41	102.90	144.51
	12.00000	20.5802	02/06/08	03/30/10	595.08	246.96	348.12
Subtotal	21.00000				1,022.93	432.18	590.75
DARDEN RESTAURANTS	5.00000	37.5761	05/14/08	12/16/10	247.15	187.88	59.27
	5.00000	37.5761	05/14/08	12/20/10	250.55	187.88	62.67
Subtotal	10.00000				497.70	375.76	121.94
DISCOVERY COMMUNICATIONS INC A	4.00000	13.0703	02/24/09	03/23/10	132.22	52.28	79.94

# Realized Gain/Loss

Amended Date: 3/04/11

MAR 14 2011

Account Number: 4907-7562  
Command Account Number: 9078718338  
DONANT FOUNDATION  
FRED ALGER SMALL/MID GROWTH

Long Term Description	Quantity	Adj Price/Orig Price	Date Acquired	Close Date	Proceeds	Adj Cost/Orig Cost	Gain/Loss
EXPEDIA INC	10.00000	10.9706	04/24/08	09/05/10	240.09	109.70	130.39
	5.00000	10.9706	04/24/09	09/22/10	141.94	54.85	87.09
	15.00000	10.9706	04/24/09	09/27/10	434.16	164.55	269.61
<b>Subtotal</b>	<b>30.00000</b>				<b>816.19</b>	<b>329.10</b>	<b>487.09</b>
FTI CONSULTING INC	3.00000	50.7900	09/28/07	02/08/10	123.92	152.37	-28.45
	7.00000	50.7900	09/28/07	09/20/10	236.65	355.53	-118.88
	5.00000	50.7900	09/28/07	11/04/10	174.57	253.95	-79.38
<b>Subtotal</b>	<b>15.00000</b>				<b>535.14</b>	<b>761.85</b>	<b>-226.71</b>
GEO GROUP INC	8.00000	29.9300	09/28/07	10/13/10	197.79	239.44	-41.65
GSI COMMERCE INC	4.00000	10.9550	02/13/09	03/25/10	112.53	43.82	68.71
ILLUMINA INC	4.00000	25.9200	09/28/07	01/29/10	148.83	103.68	45.15
	3.00000	25.9200	09/28/07	07/20/10	129.26	77.76	51.50
	3.00000	25.9200	09/28/07	08/16/10	136.84	77.76	59.08
	6.00000	25.9200	09/28/07	09/24/10	299.78	155.52	144.26
<b>Subtotal</b>	<b>16.00000</b>				<b>714.71</b>	<b>414.72</b>	<b>299.99</b>
INFORMATICA CORP	4.00000	16.5160	09/11/08	08/16/10	125.89	66.07	59.82
	5.00000	16.5160	09/11/08	10/25/10	200.05	82.58	117.47
<b>Subtotal</b>	<b>9.00000</b>				<b>325.94</b>	<b>148.65</b>	<b>177.29</b>
IPC THE HOSPITALIST CO	6.00000	22.0774	05/27/08	06/03/10	181.33	132.46	48.87
	10.00000	22.0774	05/27/08	06/24/10	267.38	220.76	46.62
<b>Subtotal</b>	<b>16.00000</b>				<b>448.71</b>	<b>353.22</b>	<b>95.49</b>
ITT EDUCATIONAL SERVICES INC	2.00000	87.8501	06/20/08	01/05/10	190.08	175.70	14.38
J CREW GROUP INC	7.00000	20.3340	05/06/09	06/03/10	315.42	142.34	173.08
	9.00000	20.3340	05/06/09	09/24/10	291.28	183.00	108.28
<b>Subtotal</b>	<b>16.00000</b>				<b>606.70</b>	<b>325.34</b>	<b>281.36</b>



**Realized Gain/Loss**

Amended Date: 3/04/11



Account Number: 4907-7562  
 Command Account Number: 9078716338  
 DONANT FOUNDATION  
 FRED ALGER SMALL/MID GROWTH

MAR 14 2011

Long Term DESCRIPTION	Quantity	ADJ PRICE/ ORIG PRICE	DATE ACQUIRED	CLOSE DATE	PROCEEDS	ADJ COST/ ORIG COST	GAIN/LOSS
<i>Continued</i>							
LIFE TIME FITNESS INC	5.00000	61.3799	09/28/07	02/08/10	119.00	306.90	-187.90
	5.00000	61.3799	09/28/07	04/27/10	182.26	306.90	-124.64
	1.00000	20.3526	10/14/08	04/27/10	36.46	20.36	16.10
<b>Subtotal</b>	<b>11.00000</b>				<b>337.72</b>	<b>634.16</b>	<b>-296.44</b>
LQO CORP	6.00000	17.4963	09/28/07	03/11/10	123.11	104.98	18.13
LOUISIANA PACIFIC CORP	13.00000	7.1423	10/09/09	10/21/10	105.06	92.86	13.20
MACERICH CO REIT	2.00000	28.8800 30.3659	10/27/09	12/02/10	94.00	57.76 60.74	<del>36.24</del> 33.26
MEDICIS PHARMACEUTICAL CORP CL A NEW	4.00000	12.4235	03/20/09	06/08/10	85.59	49.70	35.89
MELLANOX TECHNOLOGY LTD	4.00000	20.2928	10/04/07	03/11/10	80.52	81.17	-0.65
	7.00000	20.2928	10/04/07	10/25/10	143.26	142.05	1.21
<b>Subtotal</b>	<b>11.00000</b>				<b>223.78</b>	<b>223.22</b>	<b>0.56</b>
<b>MONOLITHIC POWER SYSTEMS INC</b>							
	21.00000	12.4270	02/24/09	12/10/10	357.18	260.96	96.22
	8.00000	15.1135	03/11/09	12/10/10	136.08	120.91	15.17
<b>Subtotal</b>	<b>29.00000</b>				<b>493.26</b>	<b>381.87</b>	<b>111.39</b>
<b>MYLAN INC</b>							
	13.00000	13.0452	08/01/08	03/02/10	278.82	169.59	109.23
<b>NETLOGIC MICROSYSTEMS INC</b>							
	7.00000	21.9917	09/15/09	10/07/10	184.71	153.95	30.76
	10.00000	39.5855	02/13/09	11/30/10	236.10	395.85	-159.75
	3.00000	42.4312	09/15/09	11/30/10	70.84	127.29	-56.45
<b>Subtotal</b>	<b>13.00000</b>				<b>306.94</b>	<b>523.14</b>	<b>-216.20</b>
<b>OCWEN FINL CORP</b>							
	32.00000	11.5924	10/08/09	11/04/10	272.57	370.96	-98.39
<b>ON SEMI CONDUCTOR CORP</b>							
	22.00000	4.2262	01/07/09	06/30/10	146.34	92.98	53.36
<b>OSI PHARMACEUTICALS INC</b>							
	4.00000	48.2173	09/11/08	03/04/10	226.73	192.87	33.86

**Realized Gain/Loss**

Amended Date: 3/04/11

MAR 14 2011

Account Number: 4907-7562  
 Command Account Number: 9078716338  
 DONANT FOUNDATION  
 FRED ALGER SMALL/MID GROWTH

Long Term Description	Quantity	ADJ PRICE/ ORIG PRICE	DATE ACQUIRED	CLOSE DATE	PROCEEDS	ADJ COST/ ORIG COST	GAIN/LOSS
<i>Continued</i>							
Subtotal	9.00000	48.2173	09/1/08	05/26/10	516.41	433.95	82.46
PAREXEL INTL CORP	13.00000				743.14	626.82	116.32
Subtotal	6.00000	20.7100	09/28/07	02/09/10	118.09	124.26	-6.17
PEOPLE'S UNITED FINANCL	8.00000	20.7100	09/28/07	11/01/10	169.27	165.68	3.59
Subtotal	14.00000				287.36	289.94	-2.58
PLATINUM UNDERWRITERS HLDGS	14.00000	17.2838	02/26/08	06/29/10	194.45	241.97	-47.52
QUICKSILVER RESOURCES INC	18.00000	17.2838	02/26/08	06/29/10	246.91	311.10	-64.19
Subtotal	32.00000				441.36	553.07	-111.71
RED HAT INC	3.00000	29.8473	10/30/08	10/15/10	131.18	89.54	41.64
Subtotal	23.00000	11.9182	06/02/09	09/16/10	281.15	274.12	7.03
ROPER INDS INC NEW	11.00000	11.9182	06/02/09	10/19/10	162.43	131.10	31.33
Subtotal	5.00000	11.9182	06/02/09	10/21/10	75.82	59.58	16.24
SAVIENT PHARMACEUTICALS INC	39.00000	17.7817	04/29/09	09/16/10	519.40	464.80	54.60
Subtotal	4.00000	17.7817	04/29/09	09/16/10	152.01	71.13	80.88
Subtotal	4.00000	17.7817	04/29/09	09/24/10	164.96	71.13	93.83
Subtotal	6.00000	17.7817	04/29/09	12/10/10	287.65	106.69	180.96
Subtotal	16.00000	17.7817	04/29/09	12/20/10	764.51	284.50	480.01
Subtotal	30.00000				1,369.13	533.45	835.68
Subtotal	2.00000	65.6500	09/28/07	09/24/10	130.93	131.30	-0.37
Subtotal	9.00000	15.5559	07/24/09	09/16/10	178.73	140.01	38.72
Subtotal	5.00000	15.5559	07/24/09	09/24/10	113.80	77.78	36.02
Subtotal	5.00000	15.5559	07/24/09	10/21/10	107.85	77.78	30.07
Subtotal	19.00000				400.38	295.57	104.81



**Realized Gain/Loss**

Amended Date: 3/04/11



APR 14 2011

Account Number: 4907-7562  
 Command Account Number: 9078716338  
 DONANT FOUNDATION  
 FRED ALGER SMALL/MID GROWTH

Long Term DESCRIPTION	QUANTITY	ADJ PRICE/ ORIG PRICE	DATE ACQUIRED	CLOSE DATE	PROCEEDS	ADJ COST/ ORIG COST	GAIN/LOSS
SELECT MEDICAL HOLDINGS CORP	65.00000	10.4100	09/28/09	11/22/10	374.87	676.65	-301.78
SILGAN HOLDINGS INC	4.00000	53.6994	09/28/07	01/05/10	220.02	214.79	5.23
	8.00000	55.8308	05/27/08	01/05/10	440.04	446.65	-6.61
<b>Subtotal</b>	<b>12.00000</b>				<b>660.06</b>	<b>661.44</b>	<b>-1.38</b>
SIRONA DENTAL SYSTEMS INC	4.00000	27.2563	08/24/09	10/21/10	144.68	109.03	35.65
SKYWORKS SOLUTIONS INC	7.00000	10.1361	07/02/09	08/16/10	120.67	70.96	49.71
SOLERA HOLDINGS INC	3.00000	25.7358	02/11/08	01/05/10	107.64	77.21	30.43
TALEO CORP CL A	7.00000	19.6702	07/01/08	04/27/10	186.84	137.69	49.15
THORATEC CORPORATION	6.00000	20.7550	09/28/07	03/11/10	196.60	124.53	72.07
	4.00000	20.7550	09/28/07	08/29/10	171.15	83.02	88.13
<b>Subtotal</b>	<b>10.00000</b>				<b>367.75</b>	<b>207.55</b>	<b>160.20</b>
URBAN OUTFITTERS INC	3.00000	21.7200	09/28/07	08/08/10	105.42	65.16	40.26
	8.00000	21.7200	09/28/07	10/25/10	248.01	173.76	74.25
	6.00000	21.7200	09/28/07	12/02/10	230.46	130.32	100.14
<b>Subtotal</b>	<b>17.00000</b>				<b>583.89</b>	<b>369.24</b>	<b>214.65</b>
<b>Total - Long Term</b>					<b>\$22,990.42</b>	<b>\$18,861.33</b>	<b>\$4,129.09</b>
						<b>\$18,854.31</b>	

# Realized Gain/Loss

As of Date: 2/11/11

Account Number: 4405-4282  
 Command Account Number: 9078716030  
 DONANT FOUNDATION  
 KAYNE SMALL VALUE

Long Term DESCRIPTION	QUANTITY	ADJ PRICE/ ORIG PRICE	DATE ACQUIRED	CLOSE DATE	PROCEEDS	ADJ COST/ ORIG COST	GAIN/LOSS
ABM INDUSTRIES INC	39.00000	20.3200	09/27/07	06/08/10	783.43	792.48	-9.05
Subtotal	30.00000	23.0889	10/19/07	06/08/10	602.65	692.67	-90.02
ARES CAPITAL CORP	69.00000				1,386.08	1,485.15	-99.07
Subtotal	125.00000	16.4650	09/27/07	09/24/10	1,888.95	2,058.13	-169.18
CARBO CERAMICS INC	58.00000	28.9617	04/01/09	06/15/10	4,380.19	1,679.78	2,700.41
CHATTEM INCORPORATED XXX	31.00000	72.3800	09/27/07	02/10/10	2,898.50	2,243.78	654.72
Subtotal	20.00000	62.1771	06/19/08	02/10/10	1,870.00	1,243.54	626.46
Subtotal	14.00000	70.1900	08/29/08	02/10/10	1,309.00	982.66	326.34
Subtotal	65.00000				6,077.50	4,469.98	1,607.52
CHEROKEE INC DEL NEW	53.00000	38.7594	09/27/07	01/22/10	892.80	2,054.25	-1,161.45
Subtotal	47.00000	22.9600	08/29/08	01/22/10	791.73	1,079.12	-287.39
Subtotal	100.00000				1,684.53	3,133.37	-1,448.84
ENTERTAINMENT REIT PROPERTIES TRUST	10.00000	53.6070	08/29/08	09/23/10	430.87	536.07	-105.20
Subtotal	53.00000	54.8100	04/01/09	09/23/10	2,283.62	548.10	-117.23
Subtotal	63.00000	13.9758				740.72	+542.90
Subtotal	63.00000	15.1798				804.53	1,479.09
Subtotal	70.00000				2,714.49	1,276.79	+1,437.70
Subtotal	70.00000	28.5499	09/27/07	02/08/10	1,858.23	1,352.63	505.60
Subtotal	25.00000	24.8800	08/29/08	02/08/10	663.66	1,998.49	-140.26
Subtotal	95.00000				2,521.89	622.00	41.66
Subtotal						2,620.49	-98.60



# Realized Gain/Loss

As of Date: 2/11/11



Account Number: 4405-4282  
 Command Account Number: 9078716030  
 DONANT FOUNDATION  
 KAYNE SMALL VALUE

Long Term	Continued											
DESCRIPTION	QUANTITY	ADJ PRICE/ ORIG PRICE	DATE ACQUIRED	CLOSE DATE	PROCEEDS	ADJ COST/ ORIG COST	GAIN/LOSS					
MATTHEWS INTL CORP CL A	49.00000	44.0042	09/27/07	12/07/10	1,628.50	2,156.20	-527.70					
OWENS & MINOR INC NEW	0.50000	26.3859	09/27/07	04/01/10	15.16	0.00	15.16					
ROPER INDS INC NEW	74.00000	38.4163	12/15/08	09/17/10	4,740.88	2,842.81	1,898.07					
<b>Total - Long Term</b>					<b>\$27,038.17</b>	<b>\$21,722.70</b>	<b>-5,684.53</b>					
						<b>\$21,798.54</b>						

# Realized Gain/Loss

As of Date: 2/11/11


Account Number: 2712-4196  
 THE DONANT FOUNDATION  
 --BRANDES GLOBAL--

Long Term DESCRIPTION	QUANTITY	ADJ PRICE/ ORIG PRICE	DATE ACQUIRED	CLOSE DATE	PROCEEDS	ADJ COST/ ORIG COST	GAIN/LOSS
AKZO NOBEL NV ADR	10.00000	40.8300	05/24/05	07/22/10	570.52	408.30	162.22
	20.00000	59.1254	08/22/08	07/22/10	1,141.05	1,182.51	-41.46
	10.00000	59.1254	08/22/08	09/21/10	608.14	591.25	16.89
	35.00000	62.4500	09/02/08	09/21/10	2,128.52	2,185.75	-57.23
<b>Subtotal</b>	<b>75.00000</b>				<b>4,448.23</b>	<b>4,367.81</b>	<b>80.42</b>
AMERICAN EXPRESS COMPANY	70.00000	11.9846	03/13/09	10/27/10	2,844.62	838.92	2,005.70
BRISTOL MYERS SQUIBB CO	35.00000	24.0300	07/12/04	07/27/10	879.94	841.05	38.89
	15.00000	25.8300	05/24/05	07/27/10	377.13	387.45	-10.32
	25.00000	25.8300	05/24/05	08/19/10	647.18	645.75	1.43
	5.00000	21.6549	12/08/05	08/19/10	129.44	108.28	21.16
	75.00000	21.6549	12/08/05	08/24/10	1,955.14	1,624.11	331.03
<b>Subtotal</b>	<b>155.00000</b>				<b>3,988.83</b>	<b>3,606.64</b>	<b>382.19</b>
CISCO SYSTEMS INC	70.00000	18.0893	10/21/08	02/08/10	1,660.38	1,266.25	394.13
	25.00000	18.0893	10/21/08	03/15/10	650.92	452.23	198.69
	85.00000	15.9499	02/10/09	03/15/10	2,213.14	1,355.74	857.40
<b>Subtotal</b>	<b>180.00000</b>				<b>4,524.44</b>	<b>3,074.22</b>	<b>1,450.22</b>
DOW CHEMICAL COMPANY	25.00000	39.7187	01/05/07	11/08/10	807.52	992.96	-185.44
	20.00000	24.2280	10/21/08	11/08/10	646.03	484.56	161.47
	50.00000	24.2280	10/21/08	12/13/10	1,715.50	1,211.40	504.20
<b>Subtotal</b>	<b>95.00000</b>				<b>3,169.15</b>	<b>2,688.92</b>	<b>480.23</b>
DU PONT E.I. DE NEMOURS AND COMPANY	50.00000	27.0000	04/14/09	05/27/10	1,833.88	1,350.00	483.88
	45.00000	27.0000	04/14/09	09/13/10	1,924.74	1,215.00	709.74
	25.00000	27.5000	05/22/09	09/13/10	1,069.30	687.50	381.80
<b>Subtotal</b>	<b>120.00000</b>				<b>4,827.92</b>	<b>3,252.50</b>	<b>1,575.42</b>



# Realized Gain/Loss

As of Date: 2/11/11



Account Number: 2712-4196  
 THE DONANT FOUNDATION  
 -BRANDES GLOBAL-

Long Term Description	Quantity	Adj Price/Orig Price	Date Acquired	Close Date	Proceeds	Adj Cost/Orig Cost	Gain/Loss
EBAY INC	135.00000	14.0000	12/15/08	03/25/10	3,743.43	1,890.00	1,853.43
ERICSSON (LM) TEL-SP ADR NEW	110.00000	12.1466	01/17/08	06/15/10	1,200.32	1,336.13	-135.81
	70.00000	10.8504	02/13/08	06/15/10	763.84	759.53	4.31
<b>Subtotal</b>	<b>180.00000</b>				<b>1,964.16</b>	<b>2,095.66</b>	<b>-131.50</b>
<b>FRONTIER COMMUNICATIONS CORP</b>							
	0.22228	8.9655	07/12/04	07/01/10	1.60	1.99	-0.39
	9.37931	8.9655	07/12/04	07/07/10	67.12	84.09	-16.97
	0.33343	8.8522	05/24/05	07/01/10	2.40	2.95	-0.55
	14.06896	8.8522	05/24/05	07/07/10	100.69	124.54	-23.85
	0.25009	8.5501	09/17/08	07/01/10	1.80	2.14	-0.34
	10.55173	8.5501	09/17/08	07/07/10	75.53	90.21	-14.68
<b>Subtotal</b>	<b>34.80580</b>				<b>249.14</b>	<b>305.92</b>	<b>-56.78</b>
<b>HITACHI LTD ADR TO COM</b>							
	5.00000	59.4300	05/24/05	04/27/10	219.01	297.15	-78.14
	25.00000	59.5213	11/13/06	04/27/10	1,095.05	1,488.03	-392.98
	5.00000	51.7988	10/21/08	04/27/10	219.01	259.00	-39.99
	25.00000	51.7988	10/21/08	04/27/10	1,095.05	1,294.96	-199.91
<b>Subtotal</b>	<b>60.00000</b>				<b>2,628.12</b>	<b>3,339.14</b>	<b>-711.02</b>
<b>HOME DEPOT INC</b>							
	60.00000	32.9610	10/15/07	03/05/10	1,909.49	1,977.67	-68.18
	25.00000	32.9610	10/15/07	04/21/10	879.37	824.03	55.34
	25.00000	32.9610	10/15/07	04/23/10	901.16	824.02	77.14
	5.00000	32.9610	10/15/07	05/18/10	180.34	164.80	15.54
	75.00000	28.4395	12/11/07	05/18/10	2,705.21	2,132.96	572.25
<b>Subtotal</b>	<b>190.00000</b>				<b>6,575.57</b>	<b>5,923.48</b>	<b>652.09</b>
<b>KT CORP SP ADR</b>							
	85.00000	17.6000	07/12/04	02/17/10	1,738.93	1,496.00	242.93
<b>MERCK &amp; CO INC NEW</b>							
	105.00000	19.0830	09/02/08	07/21/10	3,735.29	1,992.90	1,742.39

# Realized Gain/Loss

As of Date: 2/11/11

Account Number: 2712-4196  
 THE DONANT FOUNDATION  
 -BRANDES GLOBAL-

Long Term Description	Quantity	Adj Price/ Orig Price	Date Acquired	Close Date	Proceeds	Adj Cost/ Orig Cost	Gain/Loss
<i>Continued</i>							
MICRON TECHNOLOGY INC	45.00000	11.4108	11/23/04	01/05/10	501.32	513.48	-12.16
	175.00000	10.7900	05/24/05	01/05/10	1,949.61	1,888.25	61.36
	25.00000	10.7900	05/24/05	01/14/10	271.02	289.75	1.27
	40.00000	12.8478	02/14/07	01/14/10	433.64	505.91	-72.27
	120.00000	11.3995	03/09/07	01/14/10	1,300.93	1,367.95	-67.02
	5.00000	11.3995	03/09/07	01/19/10	51.29	56.99	-5.70
<b>Subtotal</b>	<b>410.00000</b>				<b>4,507.81</b>	<b>4,602.33</b>	<b>-94.52</b>
MOTOROLA INCORPORATED	90.00000	17.6556	06/08/07	10/05/10	774.00	1,589.00	-815.00
	10.00000	17.6556	06/08/07	12/23/10	90.87	176.55	-85.68
	75.00000	16.9943	07/30/07	12/23/10	681.60	1,274.58	-592.98
<b>Subtotal</b>	<b>175.00000</b>				<b>1,546.47</b>	<b>3,040.13</b>	<b>-1,493.66</b>
PRIZER INCORPORATED	35.00000	28.7900	10/18/04	02/01/10	657.98	1,007.65	-349.67
	10.00000	28.7700	05/24/05	02/01/10	188.00	287.70	-99.70
<b>Subtotal</b>	<b>45.00000</b>				<b>845.98</b>	<b>1,295.35</b>	<b>-449.37</b>
ROYAL BANK OF SCOTLAND ADR	0.91406	217.0731	10/18/07	04/15/10	12.98	200.25	-187.27
	24.88281	155.5063	01/17/08	04/15/10	353.50	3,905.15	-3,551.65
	13.20313	90.9248	06/10/08	04/15/10	187.58	1,211.57	-1,023.99
<b>Subtotal</b>	<b>39.00000</b>				<b>554.06</b>	<b>5,316.97</b>	<b>-4,762.91</b>
SARA LEE CORP	60.00000	14.7545	08/02/06	04/12/10	856.78	885.27	-28.49
	90.00000	14.7545	06/02/06	06/14/10	1,349.07	1,327.91	21.16
	15.00000	14.7545	06/02/06	07/07/10	214.86	221.31	-6.45
	65.00000	16.7900	01/05/07	07/07/10	931.10	1,091.35	-160.25
	20.00000	16.7900	01/05/07	07/23/10	297.16	335.80	-38.64
	110.00000	16.4500	04/26/07	07/23/10	1,634.44	1,809.50	-175.06
<b>Subtotal</b>	<b>360.00000</b>				<b>5,283.41</b>	<b>5,671.14</b>	<b>-387.73</b>



**Realized Gain/Loss**



As of Date: 2/11/11

Account Number: 2712-4196  
 THE DONANT FOUNDATION  
 --BRANDES GLOBAL--

Long Term	Continued												
DESCRIPTION	QUANTITY	ADJ PRICE/ ORIG PRICE	DATE ACQUIRED	CLOSE DATE	PROCEEDS	ADJ COST/ ORIG COST	GAIN/LOSS						
TELEFONICA S A SPON ADR	12.00000	51.7800	05/24/05	10/29/10	971.31	606.79	364.52						
	3.00000	74.3200	09/02/08	10/29/10	242.84	222.96	19.88						
<b>Subtotal</b>	<b>15.00000</b>				<b>1,214.15</b>	<b>829.75</b>	<b>384.40</b>						
TENET HEALTHCARE CORP	120.00000	12.2000	07/12/04	12/20/10	807.43	1,464.00	-656.57						
	130.00000	12.1800	05/24/05	12/20/10	874.72	1,583.40	-708.68						
<b>Subtotal</b>	<b>250.00000</b>				<b>1,682.15</b>	<b>3,047.40</b>	<b>-1,365.25</b>						
TEXAS INSTRUMENTS INC	25.00000	21.8810	09/18/08	12/03/10	820.84	547.03	273.81						
UNILEVER N V ADR	30.00000	22.7233	05/24/05	03/15/10	917.72	681.70	236.02						
<b>Total - Long Term</b>					<b>\$61,810.42</b>	<b>\$59,903.91</b>	<b>\$1,906.51</b>						

# Realized Gain/Loss

MAR 14 2011

Amended Date: 3/04/11

Account Number: 1549-3933  
Command Account Number: 9078714776  
DONANT FOUNDATION  
SYSTEMATIC MID VALUE

## Important Realized Gain/Loss Information

This information is provided for courtesy purposes only. Each individual taxpayer should consult with a tax advisor as to any additional reporting requirements or adjustments. NO COST BASIS OR REALIZED GAIN/LOSS INFORMATION IS PROVIDED TO THE IRS, NOR IS THIS INFORMATION VERIFIED OR GUARANTEED BY FIRST CLEARING, LLC TO BE ACCURATE FOR EACH TAXPAYER'S UNIQUE REPORTING REQUIREMENTS. THEREFORE, YOU SHOULD NEVER ASSUME THIS STATEMENT IS ACCURATE IN LIEU OF COMPLETING SCHEDULE D OF YOUR TAX RETURN AND CONSULTING WITH YOUR TAX ADVISOR.

Federal tax reporting requirements will create differences between the information presented here and what appears on your Form 1099-B, including but not limited to the following situations:


- Cost basis for many fixed income tax lots has been amortized (for securities purchased at a premium) or accreted (for securities purchased at a discount), when possible, for applicable securities. For securities that were purchased at an Original Issue Discount (OID), only those positions whose cost basis has been adjusted will reflect the impacts of the OID accruals on the original cost basis. The original issue discount amount reported on your Form 1099-OID is not adjusted for market discount, acquisition premium or bond premium. Therefore, the amortization and accretion adjustments used on this statement may not be consistent with the Form 1099-OID amount because the reporting requirements on the Form 1099-OID are different.
- The Original Price represents the unadjusted price of the security. The Original Price can be used to calculate the original unadjusted cost of the security.
- Short sales are reportable on Form 1099-B before the position is closed.
- Long-term capital gains reported by a RIC or REIT appear on Form 1099-DIV only, as noted in the instructions for that form.
- Lots closed due to transfers or journals will not be reflected in the Realized Gain/Loss Statement, or on the Form 1099-B.

### Realized Gain/Loss Summary

	THIS YEAR GAIN	THIS YEAR LOSS	THIS YEAR NET
Short term	12,928.78	-3,154.82	9,773.96
Long term	3,639.29	-924.33	2,714.96
<b>Total - Realized Gain/Loss</b>	<b>\$16,568.07</b>	<b>-\$4,079.15</b>	<b>\$12,488.92</b>

### Realized Gain/Loss Detail for Year

DESCRIPTION	QUANTITY	ADJ PRICE/ ORIG PRICE	ACQUIRED DATE	CLOSE DATE	PROCEEDS	ADJ COST/ ORIG COST	GAIN/LOSS
AES CORP	27.00000	8.5443	05/15/09	01/27/10	346.67	230.70	115.97
	9.00000	8.5443	05/15/09	01/28/10	113.89	76.89	37.00
	25.00000	9.4717	05/19/09	01/28/10	316.39	236.80	79.59
	8.00000	9.4717	05/19/09	02/05/10	93.39	75.77	17.62
	23.00000	9.0721	05/27/09	02/05/10	268.51	208.66	59.85



001 /

80FO

**Realized Gain/Loss**

Amended Date: 3/04/11

MAR 14 2011

Account Number: 1548-3933  
 Command Account Number: 9078714776  
 DONANT FOUNDATION  
 SYSTEMATIC MID VALUE



Short Term DESCRIPTION	Quantity	ADJ PRICE/ ORIG PRICE	DATE ACQUIRED	CLOSE DATE	PROCEEDS	ADJ COST/ ORIG COST	GAIN/LOSS
<b>Subtotal</b>	13.00000	9.4500	05/28/09	02/05/10	151.77	122.85	28.92
AIRGAS INC	105.00000				1,290.62	951.67	338.95
<b>Subtotal</b>	8.00000	47.4788	10/01/09	01/29/10	338.96	379.83	-40.87
	4.00000	47.3822	10/02/09	01/29/10	169.48	189.53	-20.05
	7.00000	49.0982	10/22/09	01/29/10	296.59	343.69	-47.10
	5.00000	46.2393	10/29/09	01/29/10	211.86	231.20	-19.34
<b>Subtotal</b>	24.00000				1,016.89	1,144.25	-127.36
ALPHA NATURAL RESOURCES INC	4.00000	41.7449	11/18/09	01/08/10	202.73	166.98	35.75
	5.00000	41.7449	11/18/09	03/18/10	252.08	208.72	43.36
	2.00000	40.0810	11/19/09	03/18/10	100.84	80.17	20.67
	4.00000	40.0810	11/19/09	08/11/10	158.31	160.32	-2.01
	8.00000	40.0124	11/20/09	08/11/10	316.63	320.10	-3.47
	1.00000	40.0124	11/20/09	11/19/10	48.11	40.01	8.10
	5.00000	36.5388	12/08/09	11/19/10	240.58	182.69	57.89
	4.00000	40.5514	12/14/09	11/19/10	192.48	162.21	30.27
	1.00000	40.5514	12/14/09	11/23/10	50.58	40.55	10.03
	6.00000	44.3601	01/22/10	11/23/10	303.53	266.16	37.37
	6.00000	40.0836	02/05/10	11/23/10	303.54	240.50	63.04
	3.00000	44.1665	05/05/10	11/23/10	151.77	132.50	19.27
<b>Subtotal</b>	49.00000				2,321.18	2,000.91	320.27
AMDOCS LTD	20.00000	26.8754	11/24/09	08/12/10	531.88	537.51	-5.63
	1.00000	30.5251	03/10/10	08/12/10	26.60	30.53	-3.93
	8.00000	30.5251	03/10/10	08/24/10	206.42	244.20	-37.78
	4.00000	30.5251	03/10/10	10/25/10	120.68	122.10	-1.42
	10.00000	31.6168	04/23/10	10/25/10	301.73	316.17	-14.44

Realized Gain/Loss

Amended Date: 3/04/11

MAR 14 2011

Account Number: 1649-3933  
 Command Account Number: 9078714776  
 DONANT FOUNDATION  
 SYSTEMATIC MID VALUE

Short Term DESCRIPTION	Quantity	ADJ PRICE/ ORIG PRICE	DATE ACQUIRED	CLOSE DATE	PROCEEDS	ADJ COST/ ORIG COST	GAIN/LOSS
<i>Continued</i>							
Subtotal	43.00000				1,187.31	1,250.51	-83.20
AMERICAN ELECTRIC POWER INC	20.00000	31.9822	09/21/09	05/05/10	665.41	639.65	25.76
	4.00000	31.9822	09/21/09	05/11/10	133.29	127.92	5.37
	10.00000	30.7673	10/29/09	05/11/10	333.23	307.68	25.55
	2.00000	30.7673	10/29/09	05/17/10	66.10	61.53	4.57
	11.00000	30.5251	10/29/09	05/17/10	363.58	335.78	27.80
Subtotal	47.00000				1,561.61	1,472.56	89.05
AMERIPRISE FINANCIAL INC	20.00000	37.6881	10/22/09	07/27/10	773.85	753.76	20.09
	7.00000	36.7876	11/05/09	07/27/10	270.86	257.52	13.34
Subtotal	27.00000				1,044.71	1,011.28	33.43
AON CORP	10.00000	39.8991	02/08/10	05/05/10	418.94	398.99	19.95
	17.00000	38.0235	08/02/10	10/13/10	670.48	646.40	24.08
Subtotal	27.00000				1,089.42	1,045.39	44.03
ARCH CAP GROUP LTD	1.00000	45.9880	03/10/09	02/22/10	72.78	45.99	26.79
	2.00000	48.3449	03/11/09	02/22/10	145.56	96.69	48.87
	3.00000	56.8391	05/05/09	03/10/10	225.06	170.52	54.54
Subtotal	6.00000				443.40	313.20	130.20
ARCHER-DANIELS-MIDLND CO AUTOLIV INC	13.00000	30.4566	02/04/10	03/24/10	369.47	395.94	-26.47
	3.00000	34.3538	08/13/09	02/03/10	143.06	103.06	40.00
	3.00000	33.3407	08/25/09	02/03/10	143.07	100.02	43.05
	3.00000	33.3407	08/25/09	03/02/10	139.35	100.02	39.33
	2.00000	31.9529	08/28/09	03/02/10	92.91	63.91	29.00
	4.00000	31.9529	08/28/09	03/16/10	189.43	127.81	61.62
Subtotal	3.00000	35.3675	09/15/09	03/16/10	142.08	106.10	35.98



Realized Gain/Loss

Amended Date: 3/04/11

MAR 14 2011



Account Number: 1549-3833  
 Command Account Number: 9078714776  
 DONANT FOUNDATION  
 SYSTEMATIC MID VALUE

Short Term DESCRIPTION	Quantity	ADJ PRICE/ ORIG PRICE	DATE ACQUIRED	CLOSE DATE	PROCEEDS	ADJ COST/ ORIG COST	GAIN/LOSS
<b>Subtotal</b>	4.00000	34.2551	11/03/09	03/16/10	189.44	137.02	52.42
<b>Subtotal</b>	22.00000				1,039.34	737.94	301.40
<b>Subtotal</b>	5.00000	57.2642	07/26/10	12/31/10	340.94	286.33	54.61
<b>Subtotal</b>	28.00000	13.6912	11/11/09	01/15/10	506.50	383.35	123.15
<b>Subtotal</b>	19.00000	13.8170	11/12/09	01/15/10	343.71	262.52	81.19
<b>Subtotal</b>	47.00000				850.21	645.87	204.34
<b>Subtotal</b>	7.00000	49.9114	06/12/09	06/03/10	530.42	349.38	181.04
<b>Subtotal</b>	2.00000	50.3256				352.28	178.14
<b>Subtotal</b>	2.00000	61.0200	10/02/09	06/03/10	151.55	122.04	29.51
<b>Subtotal</b>	2.00000	61.4286				122.86	28.69
<b>Subtotal</b>	2.00000	66.7350	11/17/09	06/03/10	151.55	133.47	18.08
<b>Subtotal</b>	2.00000	67.1431				134.29	17.26
<b>Subtotal</b>	2.00000	66.7300	11/17/09	06/15/10	159.42	133.46	25.96
<b>Subtotal</b>	2.00000	67.1431				134.28	25.14
<b>Subtotal</b>	3.00000	66.4133	11/17/09	06/15/10	239.15	199.24	39.91
<b>Subtotal</b>	3.00000	66.8469				200.54	38.61
<b>Subtotal</b>	16.00000				1,232.09	937.59	294.50
<b>Subtotal</b>	16.00000					944.25	287.84
<b>Subtotal</b>	8.00000	57.0511	04/12/10	12/08/10	513.19	456.41	56.78
<b>Subtotal</b>	2.00000	58.6372	04/15/10	12/08/10	128.30	117.28	11.02
<b>Subtotal</b>	2.00000	58.6372	04/15/10	12/27/10	129.81	117.27	12.54
<b>Subtotal</b>	4.00000	57.7428	04/16/10	12/27/10	259.63	230.97	28.66
<b>Subtotal</b>	2.00000	58.5949	04/22/10	12/27/10	129.82	117.19	12.63
<b>Subtotal</b>	1.00000	58.5949	04/22/10	12/31/10	64.90	58.59	6.31
<b>Subtotal</b>	6.00000	58.4920	08/18/10	12/31/10	389.40	350.95	38.45
<b>Subtotal</b>	25.00000				1,615.05	1,448.66	166.39

CANADIAN PACIFIC RAILWAY LTD

Realized Gain/Loss

Amended Date: 3/04/11

MAR 14 2011

Account Number: 1549-3933  
 Command Account Number: 9078714776  
 DONANT FOUNDATION  
 SYSTEMATIC MID VALUE


Short Term DESCRIPTION	Continued	QUANTITY	ADJ PRICE/ ORIG PRICE	DATE ACQUIRED	CLOSE DATE	PROCEEDS	ADJ COST/ ORIG COST	GAIN/LOSS
CB RICHARD ELLIS GROUP INC		30.00000	14.5179	03/22/10	11/19/10	553.46	435.54	117.92
		16.00000	15.9096	03/31/10	11/19/10	295.18	254.55	40.63
		5.00000	17.2940	04/28/10	11/19/10	92.25	86.47	5.78
		13.00000	17.2940	04/28/10	12/15/10	265.18	224.82	40.36
		3.00000	17.2428	05/05/10	12/15/10	61.20	51.73	9.47
		10.00000	17.2428	05/05/10	12/16/10	204.42	172.43	31.99
		3.00000	17.2428	05/05/10	12/22/10	63.45	51.72	11.73
		8.00000	16.1847	07/29/10	12/22/10	169.20	129.48	39.72
		13.00000	18.1577	10/27/10	12/22/10	274.96	236.05	38.91
		101.00000				1,979.30	1,642.79	336.51
Subtotal								
CF INDUSTRIES HOLDINGS INC		5.00000	93.9268	03/29/10	08/31/10	459.22	468.64	-10.42
		1.00000	93.9268	03/29/10	09/01/10	93.09	93.92	-0.83
		1.00000	92.5348	04/09/10	09/01/10	93.09	92.54	0.55
		3.00000	92.5348	04/09/10	09/17/10	298.15	277.60	20.55
		10.00000				943.55	933.70	9.85
Subtotal								
CHESAPEAKE ENERGY CORP		15.00000	27.4620	02/22/10	09/09/10	315.66	411.93	-96.27
		5.00000	26.6400	03/01/10	09/09/10	105.22	133.20	-27.98
		3.00000	26.6400	03/01/10	10/25/10	64.20	79.92	-15.72
		8.00000	23.6305	05/05/10	10/25/10	171.20	189.04	-17.84
		9.00000	22.2513	08/04/10	10/25/10	192.61	200.26	-7.65
		40.00000				848.89	1,014.35	-165.46
Subtotal								
CLIFFS NATURAL RESOURCES	RTS	16.00000	0.0000	06/02/10	06/03/10	0.02	NOT PROVIDED	N/A
CLIFFS NATURAL RESOURCES		8.00000	34.0986	09/17/09	03/03/10	465.36	272.79	192.57



**Realized Gain/Loss**

Amended Date: 3/04/11

MAR 14 2011



Account Number: 1549-3933  
 Command Account Number: 9078714776  
 DONANT FOUNDATION  
 SYSTEMATIC MID VALUE

Short Term DESCRIPTION	Quantity	ADJ PRICE/ ORIG PRICE	DATE ACQUIRED	CLOSE DATE	PROCEEDS	ADJ COST/ ORIG COST	GAIN/LOSS
	1.00000	34.0986	09/17/09	03/18/10	64.47	34.09	30.38
	3.00000	32.8180	09/21/09	03/18/10	193.43	98.46	94.97
	3.00000	32.8180	09/21/09	04/06/10	224.05	98.45	125.60
	2.00000	39.1862	11/11/09	04/06/10	149.37	78.38	70.99
	3.00000	39.1862	11/11/09	04/06/10	227.39	117.56	109.83
	3.00000	39.1862	11/11/09	07/13/10	146.28	117.55	28.73
	4.00000	45.5458	01/21/10	07/13/10	195.04	182.18	12.86
	5.00000	40.2935	02/05/10	09/14/10	322.75	201.47	121.28
	4.00000	64.5098	04/29/10	09/14/10	258.21	258.04	0.17
<b>Subtotal</b>	<b>36.00000</b>				<b>2,245.35</b>	<b>1,458.97</b>	<b>787.38</b>
COMERICA INC	11.00000	34.8442	01/28/10	10/20/10	393.41	383.29	10.12
	6.00000	35.3252	02/01/10	10/20/10	214.58	211.95	2.63
	11.00000	34.9585	02/11/10	10/20/10	393.41	384.54	8.87
	6.00000	35.5592	02/19/10	10/20/10	214.59	213.36	1.23
	6.00000	36.2072	03/02/10	10/20/10	214.59	217.24	-2.65
	6.00000	37.8816	03/19/10	10/20/10	214.59	227.29	-12.70
<b>Subtotal</b>	<b>46.00000</b>				<b>1,645.17</b>	<b>1,637.67</b>	<b>7.50</b>
COMPLETE PRODUCTION SVCS	16.00000	14.8871	04/27/10	07/22/10	292.32	238.20	54.12
	15.00000	14.8871	04/27/10	11/03/10	370.05	223.30	146.75
	2.00000	13.7417	05/06/10	11/03/10	49.34	27.49	21.85
	9.00000	13.7417	05/06/10	12/07/10	286.52	123.67	162.85
	2.00000	12.7946	06/08/10	12/07/10	63.68	25.59	38.09
	13.00000	12.7946	06/08/10	12/08/10	393.60	166.34	227.26
<b>Subtotal</b>	<b>57.00000</b>				<b>1,455.51</b>	<b>804.59</b>	<b>650.92</b>
COOPER INDUSTRIES PLC CLASS A	4.00000	43.4789	02/12/10	07/23/10	180.73	173.92	6.81

**Realized Gain/Loss**

Amended Date: 3/04/11

MAR 14 2011

Account Number: 1549-3933  
 Command Account Number: 8078714778  
 DONANT FOUNDATION  
 SYSTEMATIC MID VALUE

Short Term	Continued	DESCRIPTION	QUANTITY	ADJ PRICE/ ORIG PRICE	ACQUIRED DATE	DATE CLOSE DATE	PROCEEDS	ADJ COST/ ORIG COST	GAIN/LOSS
		CRANE COMPANY	11.00000	35.8433	07/27/10	11/03/10	423.56	394.28	29.28
			1.00000	35.8433	07/27/10	11/18/10	38.03	35.84	2.19
			6.00000	35.2352	07/29/10	11/18/10	228.21	211.41	16.80
			6.00000	36.3902	08/02/10	11/18/10	228.23	218.34	9.89
		<b>Subtotal</b>	<b>24.00000</b>				<b>918.03</b>	<b>859.87</b>	<b>58.16</b>
		DARDEN RESTAURANTS	9.00000	40.5106	02/18/10	06/08/10	370.32	364.60	5.72
			1.00000	40.5106	02/18/10	06/16/10	44.39	40.51	3.88
			10.00000	42.4891	03/09/10	06/16/10	443.91	424.89	19.02
		<b>Subtotal</b>	<b>20.00000</b>				<b>858.62</b>	<b>830.00</b>	<b>28.62</b>
		DEL MONTE FOODS CO	24.00000	15.5061	04/08/10	08/26/10	310.22	372.15	-61.93
			5.00000	15.5061	04/08/10	08/27/10	65.25	77.53	-12.28
			8.00000	15.0312	05/19/10	08/27/10	104.41	120.25	-15.84
			20.00000	15.0312	05/19/10	09/09/10	249.19	300.62	-51.43
			14.00000	14.4813	05/24/10	09/09/10	174.44	202.74	-28.30
		<b>Subtotal</b>	<b>71.00000</b>				<b>903.51</b>	<b>1,073.29</b>	<b>-169.78</b>
		DR PEPPER SNAPPLE GROUP INC	4.00000	20.5972	05/21/09	01/08/10	115.04	82.38	32.66
			14.00000	27.3366	09/17/09	01/08/10	402.66	382.71	19.95
		<b>Subtotal</b>	<b>18.00000</b>				<b>517.70</b>	<b>465.09</b>	<b>52.61</b>
		DTE ENERGY CO	8.00000	38.1822	11/04/09	07/20/10	377.59	305.46	72.13
			11.00000	38.1822	11/04/09	07/22/10	523.79	420.00	103.79
			1.00000	40.3443	11/17/09	07/22/10	47.62	40.35	7.27
			5.00000	40.3443	11/17/09	08/02/10	230.64	201.72	28.92
			5.00000	42.7003	01/29/10	08/02/10	230.65	213.50	17.15
			3.00000	41.9038	02/08/10	08/02/10	138.39	125.72	12.67
		<b>Subtotal</b>	<b>6.00000</b>				<b>280.74</b>	<b>251.41</b>	<b>29.33</b>



Realized Gain/Loss

Amended Date: 3/04/11



Account Number: 1549-3933  
 Command Account Number: 9078714776  
 DONANT FOUNDATION  
 SYSTEMATIC MID VALUE

MAR 14 2011

Short Term DESCRIPTION	Quantity	ADJ PRICE/ ORIG PRICE	DATE ACQUIRED	CLOSE DATE	PROCEEDS	ADJ COST/ ORIG COST	GAIN/LOSS
	3.00000	45.2194	03/19/10	08/17/10	140.38	135.66	4.72
	3.00000	45.2194	03/19/10	09/07/10	141.18	135.66	5.52
	6.00000	45.3378	03/30/10	09/07/10	282.39	272.03	10.36
Subtotal	51.00000				2,393.37	2,101.51	291.86
DUPONT FABROS TECHNOLOGY INC	9.00000	24.2350	05/17/10	12/20/10	180.72	218.12	-37.40
	11.00000	23.2400	05/19/10	12/20/10	220.90	255.64	-34.74
Subtotal	20.00000				401.62	473.76	-72.14
EASTMAN CHEMICAL CO	3.00000	59.3957	11/18/09	11/08/10	238.17	178.19	59.98
	4.00000	60.6690	01/05/10	11/30/10	311.04	242.68	68.36
	4.00000	59.0180	01/29/10	12/07/10	329.38	236.07	93.31
	2.00000	63.6455	03/25/10	12/15/10	160.65	127.29	33.36
Subtotal	13.00000				1,039.24	784.23	255.01
EL PASO CORPORATION	11.00000	9.5910	06/04/09	01/27/10	115.48	105.50	9.98
	9.00000	10.1508	08/05/09	01/27/10	94.49	91.36	3.13
Subtotal	20.00000				209.97	196.86	13.11
ESTERLINE TECHNOLOGIES CORP	10.00000	39.7603	09/18/09	03/12/10	476.57	397.60	78.97
EVEREST RE GROUP LTD BERMUDA	6.00000	78.3306	08/04/10	12/03/10	506.02	469.98	36.04
	2.00000	78.8650	08/11/10	12/03/10	168.68	157.73	10.95
	1.00000	78.5289	08/12/10	12/03/10	84.34	78.53	5.81
Subtotal	9.00000				759.04	706.24	52.80
FLUOR CORP (NEW)	5.00000	52.9989	06/05/09	01/08/10	246.58	265.00	-18.42
	3.00000	52.9989	06/05/09	02/24/10	135.79	158.99	-23.20
	4.00000	51.0542	06/08/09	02/24/10	181.07	204.22	-23.15

# Realized Gain/Loss

Amended Date: 3/04/11

MAR 14 2011

Account Number: 1548-3933  
 Command Account Number: 9078714776  
 DONANT FOUNDATION  
 SYSTEMATIC MID VALUE

Short Term DESCRIPTION	Quantity	ADJ PRICE/ ORIG PRICE	DATE ACQUIRED	CLOSE DATE	PROCEEDS	ADJ COST/ ORIG COST	GAIN/LOSS
<i>Continued</i>							
	2.00000	51.0542	06/08/09	02/26/10	84.79	102.11	-17.32
	3.00000	48.6141	06/23/09	02/26/10	127.20	145.84	-18.64
	2.00000	48.1939	06/23/09	02/26/10	84.80	96.39	-11.59
<b>Subtotal</b>	<b>19.00000</b>				<b>860.23</b>	<b>972.55</b>	<b>-112.32</b>
FORTUNE BRANDS INC	11.00000	43.1609	05/05/09	02/01/10	460.15	474.77	-14.62
	12.00000	40.2803	10/29/09	02/01/10	502.00	483.36	18.64
<b>Subtotal</b>	<b>23.00000</b>				<b>962.15</b>	<b>958.13</b>	<b>4.02</b>
FULTON FINANCIAL CORP	46.00000	8.5138	10/23/09	01/25/10	418.25	391.63	26.62
	3.00000	7.9595	11/04/09	01/25/10	27.28	23.88	3.40
	20.00000	7.9595	11/04/09	02/08/10	170.07	159.19	10.88
	25.00000	8.1742	11/10/09	02/08/10	212.59	204.36	8.23
	17.00000	8.6050	11/16/09	02/08/10	144.57	146.29	-1.72
<b>Subtotal</b>	<b>111.00000</b>				<b>972.76</b>	<b>925.35</b>	<b>47.41</b>
GANNETT CO INC DEL	16.00000	8.6584	08/31/09	01/04/10	245.32	138.54	106.78
	12.00000	8.6584	08/31/09	01/05/10	193.87	103.90	89.97
	1.00000	8.6584	08/31/09	01/13/10	16.14	8.65	7.49
	12.00000	9.3823	09/24/09	01/13/10	193.72	112.59	81.13
	10.00000	9.3823	09/24/09	01/27/10	161.54	93.82	67.72
	15.00000	10.8906	10/29/09	03/31/10	249.31	163.36	85.95
<b>Subtotal</b>	<b>66.00000</b>				<b>1,059.90</b>	<b>620.86</b>	<b>439.04</b>
GENERAL CABLE CORP	14.00000	32.1379	05/11/10	10/12/10	353.79	449.93	-96.14
	2.00000	33.3463	05/12/10	10/12/10	50.55	66.70	-16.15
	1.00000	33.3463	05/12/10	10/27/10	27.99	33.34	-5.35
	6.00000	32.1583	05/14/10	10/27/10	168.00	192.95	-24.95
	5.00000	32.2552	05/17/10	10/27/10	140.00	161.28	-21.28
	6.00000	30.5095	05/24/10	10/27/10	168.00	183.06	-15.06



**Realized Gain/Loss**

Amended Date: 3/04/11

MAR 14 2011



Account Number: 1548-3933  
 Command Account Number: 9078714776  
 DONANT FOUNDATION  
 SYSTEMATIC MID VALUE

Short Term DESCRIPTION	Quantity	ADJ PRICE/ ORIG PRICE	DATE ACQUIRED	CLOSE DATE	PROCEEDS	ADJ COST/ ORIG COST	GAIN/LOSS
<b>Subtotal</b>	<b>34.00000</b>				<b>908.33</b>	<b>1,087.26</b>	<b>-178.93</b>
GENWORTH FINANCIAL INC CL-A	27.00000	13.8651	02/12/10	08/02/10	367.73	374.36	-6.63
	13.00000	15.4958	02/18/10	08/02/10	177.06	201.45	-24.39
	14.00000	15.8061	02/23/10	08/02/10	190.68	221.29	-30.61
	6.00000	18.2798	04/19/10	08/02/10	81.72	109.68	-27.96
	11.00000	17.8843	04/27/10	08/02/10	149.82	196.73	-46.91
<b>Subtotal</b>	<b>71.00000</b>				<b>967.01</b>	<b>1,103.51</b>	<b>-136.50</b>
GRAINGER W W INC	3.00000	93.8610	10/13/09	04/13/10	342.68	281.59	61.09
	2.00000	93.8610	10/13/09	04/14/10	225.88	187.72	38.16
	1.00000	99.4129	11/18/09	04/14/10	112.95	99.42	13.53
	3.00000	99.4129	11/18/09	04/15/10	325.33	298.23	27.10
<b>Subtotal</b>	<b>9.00000</b>				<b>1,006.84</b>	<b>866.96</b>	<b>139.88</b>
GUESS? INC	2.00000	38.9905	10/19/09	03/18/10	94.72	77.98	16.74
	4.00000	41.1045	10/26/09	03/18/10	189.45	164.42	25.03
	4.00000	38.0291	10/29/09	03/18/10	189.46	152.12	37.34
	3.00000	38.3839	11/04/09	03/18/10	142.10	115.15	26.95
<b>Subtotal</b>	<b>13.00000</b>				<b>615.73</b>	<b>509.67</b>	<b>106.06</b>
HEALTH MANAGEMENT ASSOC INC NEW CL A	56.00000	5.4160	05/22/09	03/22/10	495.58	303.30	192.28
	44.00000	5.7042	06/03/09	03/22/10	389.38	250.98	138.40
	23.00000	6.1642	07/29/09	03/22/10	203.55	141.78	61.77
	3.00000	6.1642	07/29/09	03/31/10	25.49	18.49	7.00
	8.00000	6.3950	08/07/09	03/31/10	68.00	51.17	16.83
	36.00000	6.3950	08/07/09	04/27/10	327.42	230.22	97.20
<b>Subtotal</b>	<b>170.00000</b>				<b>1,509.42</b>	<b>995.94</b>	<b>513.48</b>

Realized Gain/Loss

Amended Date: 3/04/11

MAR 14 2011

Account Number: 1549-3933  
 Command Account Number: 9078714776  
 DONANT FOUNDATION  
 SYSTEMATIC MID VALUE

Short Term Description	Quantity	Adj Price/Orig Price	Date Acquired	Close Date	Proceeds	Adj Cost/Orig Cost	Gain/Loss
<i>Continued</i>							
HEALTHSOUTH CORP	34.00000	16.6732	10/07/09	04/12/10	654.61	566.89	87.72
	11.00000	16.7101	10/21/09	04/12/10	211.79	183.81	27.98
	1.00000	16.0632	10/23/09	04/12/10	19.26	16.07	3.19
	15.00000	16.0632	10/23/09	04/20/10	302.61	240.94	61.67
	9.00000	17.8314	02/23/10	04/20/10	181.58	160.48	21.10
Subtotal	70.00000				1,369.85	1,168.19	201.66
HOLOGIC INC	22.00000	19.3832	03/16/10	06/11/10	312.86	426.43	-113.57
	14.00000	18.5190	04/01/10	06/11/10	199.10	259.27	-60.17
Subtotal	36.00000				511.96	685.70	-173.74
HUDSON CITY BANCORP INC	7.00000	12.3850	01/28/09	01/21/10	92.60	86.70	5.90
	9.00000	12.1687	02/04/09	01/21/10	119.06	109.52	9.54
	18.00000	12.1687	02/04/09	02/02/10	237.17	219.03	18.14
	20.00000	12.5180	04/16/09	02/19/10	262.99	250.36	12.63
	3.00000	12.7381	05/05/09	02/19/10	39.45	38.22	1.23
	6.00000	12.7381	05/05/09	04/22/10	84.04	76.42	7.62
	16.00000	13.7302	09/21/09	04/22/10	224.12	219.68	4.44
Subtotal	79.00000				1,059.43	989.83	59.50
INFORMATICA CORP	4.00000	23.2939	05/07/10	09/14/10	139.92	93.18	46.74
INGERSOLL-RAND PLC	12.00000	31.0208	08/25/09	02/12/10	376.26	372.25	3.17
SHARES		31.0911				373.09	4.04
	5.00000	32.7940	09/17/09	02/12/10	156.77	163.97	-7.20
	7.00000	32.8646	10/02/09	02/12/10	219.48	164.32	55.16
	8.00000	29.5885	10/08/09	02/12/10	250.84	207.12	43.72
		29.6585				207.61	11.87
		31.6337				253.07	-2.19
		31.7033				253.63	-2.69



Realized Gain/Loss

Amended Date: 3/04/11

Account Number: 1548-3833  
 Command Account Number: 9078714776  
 DONANT FOUNDATION  
 SYSTEMATIC MID VALUE



MAR 14 2011

Short Term DESCRIPTION	Quantity	ADJ PRICE/ ORIG PRICE	DATE ACQUIRED	CLOSE DATE	PROCEEDS	ADJ COST/ ORIG COST	GAIN/LOSS
	7.00000	32.1814	10/09/09	02/12/10	219.48	225.27	-6.28
		32.2513				225.76	-5.78
	5.00000	32.2900	10/29/09	02/12/10	156.78	161.45	-5.07
		32.3605				161.80	-4.07
	8.00000	33.2550	02/04/10	02/12/10	250.85	266.04	-15.19
		33.3255				266.60	-15.19
Subtotal	52.00000				1,630.46	1,649.17	-18.71
						1,652.81	-22.35
INTERNATIONAL PAPER CO	20.00000	26.1995	03/23/10	09/29/10	426.16	523.99	-97.83
	11.00000	25.1018	03/26/10	09/29/10	234.39	276.12	-41.73
	7.00000	26.8345	04/08/10	09/29/10	149.17	187.85	-38.68
	4.00000	26.8345	04/08/10	10/05/10	88.51	107.33	-18.82
	12.00000	26.9992	04/12/10	10/05/10	265.53	323.99	-58.46
	7.00000	25.0467	05/05/10	10/05/10	154.90	175.33	-20.43
	8.00000	21.7394	05/20/10	10/05/10	177.03	173.92	3.11
Subtotal	69.00000				1,495.69	1,768.53	-272.84
ITT CORP	6.00000	49.4445	07/31/09	01/05/10	294.72	296.67	-1.95
	5.00000	50.8498	10/30/09	08/12/10	219.80	254.25	-34.45
Subtotal	11.00000				514.52	550.92	-36.40
JM SMUCKER CO	7.00000	53.9704	09/29/09	05/12/10	406.14	377.79	28.35
	4.00000	54.4117	09/29/09	05/12/10	232.08	217.65	14.43
	3.00000	54.4117	09/29/09	05/19/10	174.01	163.23	10.78
	4.00000	53.1606	10/05/09	05/19/10	232.03	212.64	19.39
	2.00000	53.1606	10/05/09	06/01/10	109.74	106.32	3.42
	5.00000	56.1371	11/20/09	06/01/10	274.37	280.69	-6.32
Subtotal	25.00000				1,428.37	1,358.32	70.05
JARDEN CORP	7.00000	27.7714	09/30/09	01/08/10	229.99	194.41	35.58

Realized Gain/Loss

Amended Date: 3/04/11

MAR 14 2011

Account Number: 1548-3933  
Command Account Number: 9078714776  
DONANT FOUNDATION  
SYSTEMATIC MID VALUE

Short Term DESCRIPTION	Quantity	ADJ PRICE/ ORIG PRICE	DATE ACQUIRED	CLOSE DATE	PROCEEDS	ADJ COST/ ORIG COST	GAIN/LOSS
	4.00000	27.7714	09/30/09	01/21/10	120.93	111.08	9.85
	4.00000	28.3509	10/16/09	01/21/10	120.93	113.41	7.52
	7.00000	28.3509	10/16/09	01/22/10	207.95	198.45	9.50
	1.00000	26.6081	11/02/09	01/22/10	29.71	26.61	3.10
	3.00000	26.6081	11/02/09	03/16/10	103.65	79.82	23.83
	11.00000	28.9656	11/12/09	03/16/10	380.07	318.62	61.45
<b>Subtotal</b>	<b>37.00000</b>				<b>1,193.23</b>	<b>1,042.40</b>	<b>150.83</b>
JDS UNIPHASE CORP	30.00000	6.8885	11/09/09	01/12/10	256.24	206.66	49.58
	28.00000	6.8885	11/09/09	02/17/10	263.19	192.88	70.31
	20.00000	6.8885	11/09/09	03/03/10	229.59	137.77	91.82
	4.00000	6.8885	11/09/09	04/07/10	53.32	27.55	25.77
	9.00000	7.5851	11/13/09	04/07/10	119.98	68.27	51.71
	8.00000	7.5851	11/13/09	08/24/10	80.51	60.68	19.83
	10.00000	8.0898	12/09/09	08/24/10	100.85	80.90	19.75
	9.00000	8.0898	12/09/09	10/28/10	93.32	72.81	20.51
	14.00000	10.4873	05/07/10	10/28/10	145.17	146.82	-1.65
	13.00000	11.7428	05/17/10	10/28/10	134.81	152.66	-17.85
<b>Subtotal</b>	<b>145.00000</b>				<b>1,476.78</b>	<b>1,147.00</b>	<b>329.78</b>
KOHL'S CORP	6.00000	53.5526	01/05/10	10/18/10	316.12	321.32	-5.20
	3.00000	53.5526	01/05/10	11/04/10	149.30	160.65	-11.35
	4.00000	53.1668	01/08/10	11/04/10	199.07	212.67	-13.60
	5.00000	50.4796	01/29/10	11/04/10	248.85	252.40	-3.55
	4.00000	50.6403	02/04/10	11/04/10	199.08	202.56	-3.48
	2.00000	56.8580	04/08/10	11/04/10	99.54	113.72	-14.18
<b>Subtotal</b>	<b>24.00000</b>				<b>1,211.96</b>	<b>1,263.32</b>	<b>-51.36</b>
LEXMARK INTL INC	6.00000	29.5459	02/02/10	07/14/10	198.66	177.28	21.38



Realized Gain/Loss

MAR 14 2011

Amended Date: 3/04/11



Account Number: 1549-3933  
 Command Account Number: 9078714776  
 DONANT FOUNDATION  
 SYSTEMATIC MID VALUE

Short Term DESCRIPTION	Quantity	ADJ PRICE/ ORIG PRICE	DATE ACQUIRED	CLOSE DATE	PROCEEDS	ADJ COST/ ORIG COST	GAIN/LOSS
<i>Continued</i>							
LOEWS CORPORATION	8.00000	29.5459	02/02/10	07/15/10	264.19	236.36	27.83
Subtotal	14.00000				462.85	413.64	49.21
	11.00000	35.4805	11/13/09	02/11/10	386.51	390.29	-3.78
	7.00000	35.3105	12/04/09	02/11/10	245.97	247.18	-1.21
	4.00000	35.3105	12/04/09	02/16/10	143.91	141.24	2.67
	1.00000	35.9428	12/17/09	02/16/10	35.98	35.95	0.03
	7.00000	35.9428	12/17/09	02/17/10	252.82	251.59	1.23
	3.00000	37.1373	01/04/10	02/17/10	108.36	111.41	-3.05
Subtotal	33.00000				1,173.55	1,177.66	-4.11
M & T BANK CORP	9.00000	74.0578	01/08/10	03/09/10	706.69	666.53	40.16
	2.00000	74.0578	01/08/10	03/18/10	167.97	148.11	19.86
	2.00000	71.4494	01/13/10	03/18/10	167.98	142.90	25.08
	1.00000	71.4494	01/13/10	03/29/10	80.02	71.45	8.57
	3.00000	73.7589	01/15/10	03/29/10	240.09	221.28	18.81
Subtotal	17.00000				1,362.75	1,250.27	112.48
MACK CALI RLTY CORP REIT	12.00000	30.8708	11/23/09	07/23/10	371.40	370.45	0.95
	4.00000	31.2033	12/02/09	07/23/10	123.80	374.44	-3.04
	3.00000	32.3125	12/02/09	07/26/10	95.78	127.94	-4.14
	2.00000	31.9733	01/13/10	07/26/10	63.86	129.26	-5.46
	5.00000	34.6800	01/13/10	07/29/10	157.02	95.92	61.10
	1.00000	34.9016	01/27/10	07/29/10	31.41	96.93	-6.52
		33.4200				69.37	-36.37
		33.6356				69.81	-36.17
						173.40	-16.98
						174.50	-17.48
						33.42	-2.01
						33.64	-2.23

**Realized Gain/Loss**

Amended Date: 3/04/11

Account Number: 1548-9933  
 Command Account Number: 9078714778  
 DONANT FOUNDATION  
 SYSTEMATIC MID VALUE

**MAR 14 2011**

Short Term DESCRIPTION	Quantity	ADJ PRICE/ ORIG PRICE	DATE ACQUIRED	DATE CLOSE	PROCEEDS	ADJ COST/ ORIG COST	GAIN/LOSS
	8.00000	33.4087 33.6356	01/27/10	08/12/10	248.88	267.27 269.08	-18.39 -20.20
	6.00000	34.9666 35.0830	04/20/10	08/12/10	186.67	209.80 210.50	-23.13 -23.83
Subtotal	41.00000				1,278.82	1,347.57 1,358.16	-68.75 -79.34
MICRON TECHNOLOGY INC	71.00000	7.5790	11/12/09	09/20/10	480.91	538.11	-57.20
	14.00000	7.4400	11/13/09	09/20/10	94.83	104.16	-9.33
	5.00000	7.5400	11/23/09	09/20/10	33.87	37.70	-3.83
	31.00000	7.5400	11/23/09	10/05/10	215.13	233.74	-18.61
	26.00000	9.0827	02/01/10	10/05/10	180.43	236.15	-55.72
	9.00000	9.3331	05/05/10	10/05/10	62.46	84.00	-21.54
	30.00000	7.2549	08/10/10	10/05/10	208.20	217.65	-9.45
Subtotal	186.00000				1,275.83	1,451.51	-175.68
NAVISTAR INTL CORP NEW	10.00000	40.3390	02/18/10	04/07/10	470.79	403.40	67.39
	5.00000	40.3390	02/18/10	04/23/10	247.87	201.69	46.18
	6.00000	44.6737	03/09/10	04/23/10	297.45	268.04	29.41
	3.00000	41.9585	03/10/10	04/23/10	148.74	125.88	22.86
Subtotal	24.00000				1,164.85	989.01	165.84
NEWELL RUBBERMAID INC	15.00000	13.5900	08/19/09	04/28/10	254.17	203.85	50.32
	2.00000	15.2975	09/10/09	04/28/10	33.90	30.60	3.30
	13.00000	15.2975	09/10/09	06/11/10	213.78	198.86	14.92
	2.00000	15.5639	09/28/09	06/11/10	32.90	31.13	1.77
Subtotal	32.00000				534.75	464.44	70.31
NEWFIELD EXPLORATION COMPANY	10.00000	35.9994	06/04/09	03/02/10	528.28	360.00	168.28
NORTHERN TRUST CORP	12.00000	53.9947	01/21/10	04/22/10	657.63	647.94	9.69





# Realized Gain/Loss

Amended Date: 3/04/11

Account Number: 1549-3933  
 Command Account Number: 9078714778  
 DONANT FOUNDATION  
 SYSTEMATIC MID VALUE

MAR 14 2011

Short Term	Continued	DESCRIPTION	QUANTITY	ADJ PRICE/ ORIG PRICE	DATE ACQUIRED	CLOSE DATE	PROCEEDS	ADJ COST/ ORIG COST	GAIN/LOSS
		PHILLIPS-VAN HEUSEN CORP	10.00000	36.8679	08/24/09	03/19/10	534.79	368.68	166.11
			5.00000	37.1191	08/26/09	03/19/10	267.39	185.60	81.79
			9.00000	41.6920	09/11/09	03/19/10	481.32	375.23	106.09
			3.00000	41.7991	09/14/09	03/19/10	160.44	125.40	35.04
			4.00000	42.9600	09/23/09	03/19/10	213.92	171.84	42.08
			5.00000	41.9842	10/01/09	03/19/10	267.40	209.92	57.48
		<b>Subtotal</b>	<b>36.00000</b>				<b>1,925.26</b>	<b>1,436.67</b>	<b>488.59</b>
		PROGRESS ENERGY INC	11.00000	38.2571	06/02/10	11/02/10	491.48	420.83	70.65
			4.00000	38.6244	06/08/10	11/02/10	178.72	154.50	24.22
			6.00000	39.2000	06/15/10	11/05/10	269.88	235.20	34.68
			9.00000	42.7511	08/02/10	11/10/10	399.29	384.76	14.53
			6.00000	44.5130	09/22/10	11/10/10	266.20	267.08	-0.88
		<b>Subtotal</b>	<b>36.00000</b>				<b>1,605.57</b>	<b>1,462.37</b>	<b>143.20</b>
		PROSPERITY BANGSHS INC	5.00000	23.0474	03/05/09	01/05/10	198.46	115.23	83.23
			1.00000	27.7409	05/01/09	01/05/10	39.70	27.75	11.95
			6.00000	27.7409	05/01/09	01/06/10	237.71	166.44	71.27
			1.00000	28.5037	05/04/09	01/06/10	39.62	28.51	11.11
			4.00000	28.5037	05/04/09	01/11/10	158.21	114.01	44.20
			6.00000	29.7971	05/06/09	01/11/10	237.32	178.78	58.54
		<b>Subtotal</b>	<b>23.00000</b>				<b>911.02</b>	<b>630.72</b>	<b>280.30</b>
		PRUDENTIAL FINANCIAL INC	7.00000	39.1169	05/13/09	03/29/10	414.60	273.81	140.79
			1.00000	39.2206	06/10/09	03/29/10	59.23	39.23	20.00
			8.00000	39.2206	06/10/09	03/30/10	475.63	313.76	161.87
			1.00000	39.2206	06/10/09	04/08/10	62.20	39.22	22.98
			3.00000	37.3981	07/14/09	04/08/10	186.61	112.20	74.41
			1.00000	37.3981	07/14/09	04/15/10	64.39	37.39	27.00



**Realized Gain/Loss**

Amended Date: 3/04/11



Account Number: 1549-3933  
 Command Account Number: 9078714776  
 DONANT FOUNDATION  
 SYSTEMATIC MID VALUE

MAR 14 2011

Short Term DESCRIPTION	Quantity	ADJ PRICE/ ORIG PRICE	DATE ACQUIRED	CLOSE DATE	PROCEEDS	ADJ COST/ ORIG COST	GAIN/LOSS
<i>Continued</i>							
	4.00000	41.7568	07/23/09	04/15/10	257.57	167.03	90.54
	10.00000	44.3946	11/05/09	04/15/10	643.94	443.95	199.99
<b>Subtotal</b>	<b>35.00000</b>				<b>2,164.17</b>	<b>1,426.59</b>	<b>737.58</b>
QEP RESOURCES INC	13.00000	28.1673	12/18/09	07/07/10	370.54	366.17	4.37
	6.00000	28.1673	12/18/09	07/08/10	180.26	169.00	11.26
	3.00000	28.1694	02/16/10	07/08/10	90.14	84.51	5.63
	3.00000	28.1694	02/16/10	07/15/10	89.73	84.50	5.23
	5.00000	28.3336	02/17/10	07/15/10	149.56	141.66	7.90
	5.00000	30.1035	06/08/10	07/15/10	149.57	150.52	-0.95
<b>Subtotal</b>	<b>35.00000</b>				<b>1,029.80</b>	<b>996.36</b>	<b>33.44</b>
QWEST COMMUNICATIONS INTERNATIONAL INC	25.00000	3.9148	12/09/09	11/23/10	169.28	97.87	71.41
		4.1548				103.87	65.41
RALCORP HLDGS INC NEW	7.00000	66.9613	03/19/10	05/07/10	433.58	468.73	-35.15
	1.00000	67.6335	03/22/10	05/07/10	61.94	67.63	-5.69
	5.00000	67.1171	03/25/10	05/07/10	309.70	335.59	-25.89
	3.00000	67.0265	05/03/10	05/07/10	185.83	201.08	-15.25
<b>Subtotal</b>	<b>16.00000</b>				<b>991.05</b>	<b>1,073.03</b>	<b>-81.98</b>
RELIANCE STEEL & ALUMINUM CO	4.00000	46.6385	01/06/10	06/23/10	167.78	186.55	-18.77
	5.00000	47.5464	01/11/10	06/23/10	209.72	237.73	-28.01
	2.00000	46.5308	01/12/10	06/23/10	83.90	93.06	-9.16
	2.00000	46.5308	01/12/10	11/17/10	89.41	93.06	-3.65
	5.00000	45.9954	01/13/10	11/17/10	223.53	229.98	-6.45
	4.00000	44.6064	01/15/10	11/17/10	178.83	178.43	0.40
	7.00000	40.8682	01/29/10	12/01/10	323.52	286.08	37.44

Realized Gain/Loss

Amended Date: 3/04/11

Account Number: 1549-3933  
 Command Account Number: 9078714776  
 DONANT FOUNDATION  
 SYSTEMATIC MID VALUE

MAR 14 2011

Short Term DESCRIPTION	Quantity	ADJ PRICE/ ORIG PRICE	DATE ACQUIRED	DATE CLOSE	PROCEEDS	ADJ COST/ ORIG COST	GAIN/LOSS
<i>Continued</i>							
REYNOLDS AMERICAN INC	2.00000	53.3980	04/20/10	12/01/10	92.44	106.80	-14.36
Subtotal	31.00000				1,369.13	1,411.69	-42.56
	7.00000	52.8521	12/04/09	02/11/10	362.37	369.96	-7.59
	1.00000	52.5247	12/09/09	02/11/10	51.77	52.53	-0.76
	3.00000	52.5247	12/09/09	02/17/10	154.89	157.57	-2.68
	1.00000	53.6709	12/29/09	02/17/10	51.63	53.67	-2.04
	3.00000	53.6709	12/29/09	10/15/10	184.96	161.01	23.95
	4.00000	53.3367	12/31/09	10/15/10	246.63	213.35	33.28
	1.00000	53.9603	05/18/10	10/15/10	61.66	53.96	7.70
Subtotal	20.00000				1,113.91	1,062.05	51.86
RYLAND GROUP INC	17.00000	24.8126	03/10/10	05/07/10	333.55	421.81	-88.26
	10.00000	24.1833	03/16/10	05/07/10	196.22	241.83	-45.61
Subtotal	27.00000				529.77	663.64	-133.87
SCHWEITZER-MAUDUIT INT INC	5.00000	68.2852	12/14/09	05/13/10	287.79	341.43	-53.64
	3.00000	68.3418	12/16/09	05/13/10	172.68	205.03	-32.35
	2.00000	79.9812	01/15/10	05/21/10	101.17	159.96	-58.79
	2.00000	76.4155	01/27/10	05/21/10	101.17	152.83	-51.66
	4.00000	71.8365	02/03/10	05/21/10	202.36	287.35	-84.99
Subtotal	16.00000				865.17	1,146.60	-281.43
SIMON PROPERTY GROUP REIT INC NEW	7.00000	52.1700	05/07/09	04/29/10	642.99	365.19	277.80
	2.00000	52.2080	10/01/09	08/12/10	181.53	365.46	-277.93
	3.00000	67.8789	10/02/09	08/12/10	272.31	135.62	136.69
		66.7333				135.76	45.97
		66.8055				200.20	72.11
						200.42	71.89



Realized Gain/Loss

Amended Date: 3/04/11



Account Number: 1548-3933  
 Command Account Number: 9078714776  
 DONANT FOUNDATION  
 SYSTEMATIC MID VALUE

MAR 14 2011

Short Term DESCRIPTION	Quantity	ADJ PRICE/ ORIG PRICE	DATE ACQUIRED	CLOSE DATE	PROCEEDS	ADJ COST/ ORIG COST	GAIN/LOSS
<i>Continued</i>							
	2.00000	65.9150 66.0350	10/02/09	08/12/10	181.54	131.83 132.07	49.67 -19.77
Subtotal	14.00000				1,278.37	832.84 833.71	445.53 -444.66
SKECHERS USA INC	14.00000	29.8575	08/18/10	09/23/10	310.42	418.01	-107.59
	5.00000	28.1530	08/23/10	09/23/10	110.86	140.77	-29.91
	5.00000	26.9247	08/26/10	09/23/10	110.86	134.62	-23.76
	6.00000	26.0491	08/30/10	09/23/10	133.04	156.29	-23.25
Subtotal	33.00000	27.4631	09/03/10	09/23/10	66.53	82.39	-15.86
Subtotal	33.00000				731.71	932.08	-200.37
STANLEY BLACK & DECKER INC	15.00000	48.9957	11/06/09	06/23/10	764.09	734.94	29.15
	4.00000	53.9895	02/12/10	11/24/10	239.60	215.96	23.64
Subtotal	19.00000				1,003.69	950.90	52.79
STIFEL FINANCIAL CORP	5.00000	50.6838	07/31/09	06/15/10	224.58	253.42	-28.84
	4.00000	54.9414	10/12/09	06/15/10	179.67	219.77	-40.10
Subtotal	9.00000				404.25	473.19	-68.94
STR HOLDINGS INC	19.00000	24.6738	11/03/10	11/12/10	394.08	468.80	-74.72
	9.00000	25.8237	11/10/10	11/12/10	186.68	232.41	-45.73
Subtotal	28.00000				580.76	701.21	-120.45
TEMPLE INLAND INC	13.00000	11.9813	04/30/09	01/08/10	268.98	155.75	113.23
	7.00000	12.9537	05/30/09	01/08/10	144.85	90.68	54.17
	14.00000	12.9537	06/30/09	03/17/10	294.41	181.35	113.06
	1.00000	15.8603	07/30/09	03/17/10	21.03	15.86	5.17
	11.00000	15.8603	07/30/09	03/24/10	237.77	174.46	63.31
Subtotal	2.00000	16.7334	11/12/09	03/24/10	43.24	33.47	9.77

# Realized Gain/Loss

Amended Date: 3/04/11

Account Number: 1549-3933  
 Command Account Number: 9078714776  
 DONANT FOUNDATION  
 SYSTEMATIC MID VALUE

... 1 2011

MAR 14 2011


Short Term DESCRIPTION	Quantity	ADJ PRICE/ ORIG PRICE	DATE ACQUIRED	CLOSE DATE	PROCEEDS	ADJ COST/ ORIG COST	GAIN/LOSS
	12.00000	16.7334	11/12/09	04/07/10	259.46	200.80	58.66
	6.00000	18.4060	11/25/09	04/13/10	133.81	110.44	23.37
	11.00000	17.8132	01/22/10	04/13/10	245.34	195.95	49.39
<b>Subtotal</b>	<b>77.00000</b>				<b>1,648.89</b>	<b>1,158.76</b>	<b>490.13</b>
TERADYNE INCORPORATED	37.00000	10.8650	12/23/09	09/30/10	412.55	402.01	10.54
	34.00000	11.1256	01/05/10	09/30/10	379.11	378.28	0.83
	21.00000	11.1256	01/05/10	10/08/10	226.91	233.63	-6.72
	18.00000	9.5661	01/28/10	10/28/10	197.04	172.19	24.85
	7.00000	9.5294	02/01/10	10/28/10	76.63	66.71	9.92
	17.00000	11.2339	03/23/10	10/28/10	186.10	190.98	-4.88
	17.00000	11.1200	08/05/10	10/28/10	186.11	189.04	-2.93
<b>Subtotal</b>	<b>151.00000</b>				<b>1,664.45</b>	<b>1,632.84</b>	<b>31.61</b>
TEXTRON INC	13.00000	19.7448	10/27/09	01/26/10	271.45	256.69	14.76
	7.00000	19.7448	10/27/09	01/27/10	145.22	138.21	7.01
	3.00000	19.7448	10/27/09	01/28/10	58.73	59.23	-0.50
	13.00000	19.8258	11/20/09	01/28/10	254.54	257.74	-3.20
<b>Subtotal</b>	<b>36.00000</b>				<b>729.94</b>	<b>711.87</b>	<b>18.07</b>
THOMPSON CREEK METALS CO	6.00000	8.6271	05/26/09	01/08/10	84.56	51.76	32.80
	15.00000	10.9782	06/15/09	01/08/10	211.43	164.68	46.75
	2.00000	10.9782	06/15/09	01/21/10	26.68	21.95	4.73
	28.00000	10.6134	06/18/09	01/21/10	373.62	297.18	76.44
<b>Subtotal</b>	<b>51.00000</b>				<b>696.29</b>	<b>535.57</b>	<b>160.72</b>
TYCO ELECTRONICS LTD	18.00000	16.5042	07/08/09	02/03/10	457.24	297.08	160.16
SWITZERLAND SHS	10.00000	16.6456	07/10/09	02/19/10	263.79	166.46	97.33
	3.00000	18.3757	07/15/09	02/19/10	79.14	55.13	24.01



Realized Gain/Loss

Amended Date: 3/04/11

MAR 14 2011



Account Number: 1548-3933  
 Command Account Number: 9076714776  
 DONANT FOUNDATION  
 SYSTEMATIC MID VALUE

Short Term DESCRIPTION	QUANTITY	ADJ PRICE/ ORIG PRICE	DATE ACQUIRED	CLOSE DATE	PROCEEDS	ADJ COST/ ORIG COST	GAIN/LOSS
<i>Continued</i>							
TYSON FOODS INC CL A	3.00000	18.3757	07/15/09	03/03/10	78.16	55.12	23.04
	11.00000	19.2762	07/22/09	03/03/10	286.59	212.04	74.55
	4.00000	22.4654	08/10/09	03/03/10	104.22	89.87	14.35
	9.00000	22.4654	08/10/09	05/14/10	263.85	202.18	61.67
	8.00000	23.6363	09/16/09	05/14/10	234.54	189.09	45.45
	6.00000	23.7726	11/11/09	05/19/10	167.76	142.64	25.12
	12.00000	24.5876	01/05/10	05/19/10	335.54	295.05	40.49
<b>Subtotal</b>	<b>84.00000</b>				<b>2,270.83</b>	<b>1,704.66</b>	<b>566.17</b>
	19.00000	13.2562	01/08/10	02/17/10	315.37	251.87	63.50
	15.00000	13.2562	01/08/10	09/20/10	241.59	198.85	42.74
	13.00000	13.2562	01/08/10	10/08/10	193.04	172.32	20.72
	10.00000	13.6883	01/21/10	10/08/10	146.50	136.89	11.61
	4.00000	13.6883	01/21/10	10/12/10	58.96	54.75	4.21
	17.00000	13.8129	01/27/10	10/12/10	250.60	234.82	15.78
<b>Subtotal</b>	<b>78.00000</b>				<b>1,208.06</b>	<b>1,049.50</b>	<b>158.56</b>
UNITED NATURAL FOODS INC	10.00000	32.1416	07/16/10	12/17/10	373.93	321.42	52.51
UNITED STATIONERS INC	7.00000	55.8905	12/16/09	12/13/10	454.14	391.23	62.91
	2.00000	60.7928	01/08/10	12/13/10	129.76	121.59	8.17
<b>Subtotal</b>	<b>9.00000</b>				<b>583.90</b>	<b>512.82</b>	<b>71.08</b>
VALERO ENERGY CORP NEW (VALERO REFG & MKTING)	23.00000	17.9980	06/14/10	09/27/10	387.45	413.95	-26.50
	10.00000	17.8342	06/16/10	09/27/10	168.46	178.34	-9.88
<b>Subtotal</b>	<b>33.00000</b>				<b>555.91</b>	<b>592.29</b>	<b>-36.38</b>
VEECO INSTRUMENTS INC DEL	12.00000	39.9847	05/20/10	08/05/10	481.01	479.82	1.19

**Realized Gain/Loss**

Amended Date: 3/04/11

MAR 14 2011

Account Number: 1549-3933  
 Command Account Number: 8078714776  
 DONANT FOUNDATION  
 SYSTEMATIC MID VALUE

Short Term DESCRIPTION	Quantity	ADJ PRICE/ ORIG PRICE	DATE ACQUIRED	CLOSE DATE	PROCEEDS	ADJ COST/ ORIG COST	GAIN/LOSS
<i>Continued</i>							
<b>Subtotal</b>	5.00000	37.3527	06/14/10	08/05/10	200.43	186.76	13.67
WESTERN DIGITAL CORP	17.00000				681.44	666.58	14.86
<b>Subtotal</b>	8.00000	20.5126	04/06/09	03/26/10	315.66	164.10	151.56
WHIRLPOOL CORP	6.00000	21.0800	04/14/09	03/26/10	236.76	126.48	110.28
<b>Subtotal</b>	14.00000				552.42	290.58	261.84
WHIRLPOOL CORP	4.00000	82.2494	02/02/10	04/26/10	460.64	329.00	131.64
WHITING PETROLEUM CORP	1.00000	82.2494	02/02/10	09/13/10	71.25	82.25	-11.00
<b>Subtotal</b>	3.00000	91.9890	04/19/10	09/13/10	213.76	275.97	-62.21
WHITING PETROLEUM CORP	8.00000				745.65	687.22	58.43
<b>Subtotal</b>	3.00000	37.0100	06/17/09	01/27/10	204.20	111.03	93.17
WHITING PETROLEUM CORP	3.00000	37.2060	06/19/09	01/27/10	204.21	111.62	92.59
<b>Subtotal</b>	6.00000				408.41	222.65	185.76
WILLIAMS SONOMA INC	10.00000	22.4276	01/12/10	03/25/10	272.76	224.28	48.48
WYNDHAM WORLDWIDE CORP	12.00000	12.2037	05/07/09	03/17/10	288.01	146.45	141.56
<b>Subtotal</b>	9.00000	12.2037	05/07/09	03/29/10	232.24	109.83	122.41
WYNDHAM WORLDWIDE CORP	5.00000	13.6959	07/30/09	03/29/10	129.03	68.48	60.55
<b>Subtotal</b>	10.00000	13.6959	07/30/09	04/06/10	265.18	136.96	128.22
XL GROUP PLC SHS	7.00000	15.6903	08/13/09	08/10/10	179.22	109.83	69.39
<b>Subtotal</b>	43.00000				1,093.68	571.55	522.13
XL GROUP PLC SHS	5.00000	18.9530	12/28/09	11/22/10	99.52	94.77	4.75
<b>Total - Short Term</b>					\$97,289.50	\$87,515.52	\$9,773.98



Realized Gain/Loss

Amended Date: 3/04/11

MAR 14 2011



Account Number: 1549-3933  
 Command Account Number: 9078714776  
 DONANT FOUNDATION  
 SYSTEMATIC MID VALUE

Long Term DESCRIPTION	QUANTITY	ADJ PRICE/ ORIG PRICE	DATE ACQUIRED	CLOSE DATE	PROCEEDS	ADJ COST/ ORIG COST	GAIN/LOSS
ARCH CAP GROUP LTD	3.00000	72.1409	04/25/08	02/02/10	209.99	216.42	-6.43
	3.00000	73.6656	09/25/08	02/22/10	218.33	221.00	-2.67
	5.00000	65.7333	11/05/08	02/22/10	363.88	328.67	35.21
<b>Subtotal</b>	<b>11.00000</b>				<b>792.20</b>	<b>766.09</b>	<b>26.11</b>
<b>CELANESE CORPORATION</b>							
SERIES A	9.00000	11.8548	03/20/09	08/04/10	259.83	106.69	153.14
	12.00000	12.3380	03/23/09	08/04/10	346.46	148.06	198.40
<b>Subtotal</b>	<b>21.00000</b>				<b>606.29</b>	<b>254.75</b>	<b>351.54</b>
<b>GMS ENERGY CORP</b>							
	22.00000	10.4701	01/14/09	08/18/10	378.84	230.34	148.50
	5.00000	10.4701	01/14/09	08/30/10	88.03	52.35	35.68
	8.00000	10.7699	01/15/09	08/30/10	140.85	86.16	54.69
<b>Subtotal</b>	<b>35.00000</b>				<b>607.72</b>	<b>368.85</b>	<b>238.87</b>
<b>COOPER INDUSTRIES PLC</b>							
CLASS A	12.00000	51.0000	09/27/07	06/18/10	580.81	612.00	-31.19
	2.00000	51.0000	09/27/07	07/01/10	86.62	102.00	-15.38
	4.00000	48.5145	11/27/07	07/01/10	173.26	194.06	-20.80
	5.00000	39.9972	07/15/08	07/07/10	222.33	199.99	22.34
	4.00000	34.3404	06/09/09	07/07/10	177.88	137.36	40.52
	1.00000	34.3404	06/09/09	07/23/10	45.18	34.34	10.84
	4.00000	30.7710	06/24/09	07/23/10	180.72	123.08	57.64
<b>Subtotal</b>	<b>32.00000</b>				<b>1,466.80</b>	<b>1,402.83</b>	<b>63.97</b>
<b>DISCOVER FINANCIAL</b>							
	26.00000	14.0491	08/28/09	09/17/10	409.99	365.28	44.71
	8.00000	13.8384	09/08/09	09/17/10	126.15	110.71	15.44
	9.00000	14.6000	09/14/09	09/17/10	141.92	131.40	10.52
	2.00000	14.7498	09/15/09	09/17/10	31.54	29.50	2.04
<b>Subtotal</b>	<b>45.00000</b>				<b>709.60</b>	<b>636.89</b>	<b>72.71</b>

Realized Gain/Loss

Amended Date: 3/04/11

MAR 14 2011

Account Number: 1548-3933  
 Command Account Number: 8078714776  
 DONANT FOUNDATION  
 SYSTEMATIC MID VALUE

Long Term Description	Quantity	Adj Price/ Orig Price	Date Acquired	Close Date	Proceeds	Adj Cost/ Orig Cost	Gain/Loss
<i>Continued</i> EASTMAN CHEMICAL CO	7.00000	55.3650	10/27/09	11/08/10	555.70	387.56	168.14
	2.00000	59.3957	11/18/09	11/30/10	155.51	118.79	36.72
Subtotal	9.00000				711.21	506.35	204.86
EL PASO CORPORATION	29.00000	10.1508	08/05/09	11/04/10	382.63	294.37	88.26
	16.00000	10.5999	09/16/09	11/04/10	211.11	169.60	41.51
	20.00000	10.1500	10/06/09	11/04/10	263.90	203.00	60.90
Subtotal	65.00000				857.64	666.97	190.67
HEALTH CARE REIT INC REIT	4.00000	42.3826	11/04/08	01/13/10	176.07	169.53	6.54
	5.00000	36.0299	11/12/08	01/13/10	220.09	180.15	39.94
Subtotal	9.00000				396.16	349.68	46.48
HUDSON CITY BANCORP INC	25.00000	13.7904	01/13/09	01/21/10	330.70	344.76	-14.06
	15.00000	13.0286	01/15/09	01/21/10	198.42	195.43	2.99
Subtotal	40.00000				529.12	540.19	-11.07
INFORMATICA CORP	5.00000	16.7034	07/07/09	08/12/10	148.21	83.52	64.69
	1.00000	16.7034	07/07/09	09/14/10	34.97	16.70	18.27
	8.00000	18.2512	07/16/09	09/14/10	279.84	146.01	133.83
Subtotal	14.00000				463.02	246.23	216.79
ITT CORP	4.00000	49.4445	07/31/09	08/12/10	175.83	197.78	-21.95
KOHL'S CORP	2.00000	45.0515	04/22/09	07/08/10	94.61	90.10	4.51
	3.00000	42.8992	05/01/09	07/08/10	141.93	128.70	13.23
	6.00000	44.7495	05/07/09	07/08/10	283.86	268.50	15.36
	2.00000	44.7495	05/07/09	10/18/10	105.37	89.50	15.87
Subtotal	13.00000				625.77	576.80	48.97
LIFE TECHNOLOGIES CORP	4.00000	29.5386	10/22/08	05/24/10	193.96	118.15	75.81
	7.00000	24.2714	01/14/09	05/24/10	339.43	169.90	169.53



Realized Gain/Loss

Amended Date: 3/04/11

MAR 14 2011

Account Number: 1549-3933  
 Command Account Number: 9078714776  
 DONANT FOUNDATION  
 SYSTEMATIC MID VALUE



Long Term DESCRIPTION	Quantity	ADJ PRICE/ ORIG PRICE	DATE ACQUIRED	CLOSE DATE	PROCEEDS	ADJ COST/ ORIG COST	GAIN/LOSS
<b>Subtotal</b>	4.00000	27.7051	02/04/09	05/24/10	193.96	110.82	83.14
<b>Subtotal</b>	15.00000				727.35	398.87	328.48
NOBLE CORP BAAR	4.00000	48.4861	08/11/08	02/05/10	156.94	193.94	-37.00
NAMEN-AKT	4.00000	49.6300	08/19/08	02/05/10	156.94	198.52	-41.58
	2.00000	45.9447	09/04/08	02/05/10	78.47	91.89	-13.42
	1.00000	45.9447	09/04/08	06/08/10	27.08	45.94	-18.86
	4.00000	42.6612	09/18/08	06/08/10	108.33	170.64	-62.31
	4.00000	26.1200	04/21/09	06/08/10	108.34	104.48	3.86
		26.2997				105.20	3.14
	9.00000	27.6533	04/23/09	06/08/10	243.76	248.88	-5.12
		27.8353				250.52	-6.76
	6.00000	31.5366	05/27/09	06/08/10	162.52	189.22	-26.70
		31.7363				190.42	-27.90
<b>Subtotal</b>	34.00000				1,042.38	1,243.51	-201.13
						1,247.07	-204.69
NTELOS HOLDINGS CORP	11.00000	29.0000	09/27/07	02/17/10	183.22	319.00	-135.78
	8.00000	29.6154	11/09/07	02/17/10	133.26	236.92	-103.66
	2.00000	27.4841	11/28/07	02/17/10	33.32	54.97	-21.65
	7.00000	27.4841	11/28/07	09/21/10	113.56	192.39	-78.83
	5.00000	26.0754	12/05/07	09/21/10	81.11	130.38	-49.27
	5.00000	26.4560	01/09/08	09/21/10	81.11	132.28	-51.17
	23.00000	21.7452	02/01/08	09/21/10	373.15	500.14	-126.99
	7.00000	21.8684	10/29/08	09/21/10	113.57	153.08	-39.51
<b>Subtotal</b>	68.00000				1,112.30	1,719.16	-606.86
NV ENERGY INC	1.00000	9.3132	12/23/08	02/03/10	11.28	9.31	1.97
	24.00000	9.4517	12/26/08	02/03/10	270.85	226.84	44.01

Realized Gain/Loss

Amended Date: 3/04/11

MAR 14 2011

Account Number: 1549-3933  
 Command Account Number: 9078714776  
 DONANT FOUNDATION  
 SYSTEMATIC MID VALUE

Long Term Description	Quantity	ADJ PRICE/ ORIG PRICE	DATE ACQUIRED	CLOSE DATE	PROCEEDS	ADJ COST/ ORIG COST	GAIN/LOSS
<b>Subtotal</b>	11.00000	9.5302	12/30/08	02/03/10	124.14	104.83	19.31
<b>Subtotal</b>	36.00000				406.27	340.98	65.29
<b>Subtotal</b>	7.00000	36.1932	11/05/09	12/17/10	447.36	253.35	194.01
<b>Subtotal</b>	73.00000	3.9700	05/04/09	09/24/10	454.78	289.81	164.97
<b>Subtotal</b>	16.00000	4.2100	05/06/09	09/24/10	99.68	307.33	147.75
<b>Subtotal</b>	32.00000	4.3306	05/06/09	09/24/10	99.68	69.29	30.39
<b>Subtotal</b>	32.00000	4.5702	05/06/09	11/08/10	216.31	73.13	26.55
<b>Subtotal</b>	15.00000	4.3300	05/06/09	11/23/10	101.56	138.56	77.75
<b>Subtotal</b>	136.00000	4.5702	05/06/09	11/23/10	872.33	146.24	70.07
<b>Subtotal</b>	3.00000	49.4833	05/13/09	07/26/10	263.40	64.95	33.01
<b>Subtotal</b>	2.00000	49.5555	05/14/09	07/26/10	175.61	68.55	33.01
<b>Subtotal</b>	3.00000	49.0050	05/14/09	08/12/10	272.30	562.61	309.78
<b>Subtotal</b>	8.00000	49.0729	05/14/09	08/12/10	711.31	595.25	377.08
<b>Subtotal</b>	6.00000	48.9168	11/20/09	11/24/10	359.39	148.45	144.95
<b>Subtotal</b>	10.00000	44.3299	04/07/09	06/15/10	449.16	148.67	114.73
<b>Subtotal</b>	8.00000	43.7786	05/13/09	06/15/10	359.33	98.01	77.89
<b>Subtotal</b>	18.00000				808.49	98.15	77.46
<b>Subtotal</b>	20.00000	11.4202	03/20/09	05/05/10	483.05	146.99	125.09
<b>Subtotal</b>						147.21	125.09
<b>Subtotal</b>						393.45	317.86
<b>Subtotal</b>						394.03	317.28
<b>Subtotal</b>	6.00000	48.9168	11/20/09	11/24/10	359.39	293.50	65.89
<b>Subtotal</b>	10.00000	44.3299	04/07/09	06/15/10	449.16	443.30	5.86
<b>Subtotal</b>	8.00000	43.7786	05/13/09	06/15/10	359.33	350.23	9.10
<b>Subtotal</b>	18.00000				808.49	793.53	14.96
<b>Subtotal</b>	20.00000	11.4202	03/20/09	05/05/10	483.05	228.40	254.65



# Realized Gain/Loss

4 2011

Amended Date: 3/04/11



Account Number: 1548-3933  
 Command Account Number: 9078714776  
 DONANT FOUNDATION  
 SYSTEMATIC MID VALUE

Long Term	Continued	DESCRIPTION	QUANTITY	ADJ PRICE/ ORIG PRICE	DATE ACQUIRED	CLOSE DATE	PROCEEDS	ADJ COST/ ORIG COST	GAIN/LOSS
		WHITING PETROLEUM CORP	2.00000	37.2060	06/19/09	08/20/10	176.92	74.41	102.51
			3.00000	33.1236	06/23/09	08/20/10	265.39	99.37	166.02
		<b>Subtotal</b>	<b>5.00000</b>				<b>442.31</b>	<b>173.78</b>	<b>268.53</b>
		WYNDHAM WORLDWIDE CORP	12.00000	13.9959	07/30/09	08/10/10	307.23	164.35	142.88
		XL GROUP PLC SHS	31.00000	18.4529	10/14/09	11/09/10	653.50	572.04	81.46
			12.00000	17.8635	11/09/09	11/11/10	247.28	214.37	32.91
			9.00000	17.8635	11/09/09	11/22/10	179.12	160.76	18.36
		<b>Subtotal</b>	<b>52.00000</b>				<b>1,079.90</b>	<b>947.17</b>	<b>132.73</b>
		<b>Total - Long Term</b>					<b>\$16,741.03</b>	<b>\$14,026.07</b>	<b>\$2,714.96</b>
									<b>\$14,082.85</b>

FORM 990-PF INTEREST ON SAVINGS AND TEMPORARY CASH INVESTMENTS STATEMENT 1

SOURCE	AMOUNT
FARMERS AND MERCHANTS	8.
MECHANICS BANK	3,375.
WELLS FARGO BANK	3,652.
TOTAL TO FORM 990-PF, PART I, LINE 3, COLUMN A	7,035.

FORM 990-PF DIVIDENDS AND INTEREST FROM SECURITIES STATEMENT 2

SOURCE	GROSS AMOUNT	CAPITAL GAINS DIVIDENDS	COLUMN (A) AMOUNT
BRANDES GLOBAL	8,560.	0.	8,560.
FRED ALGER	296.	0.	296.
KAYNE SMALL VALUE	3,221.	0.	3,221.
MECHANICS BANK	15,477.	0.	15,477.
SYSTEMIC MID VALUE	1,255.	0.	1,255.
WELLS FARGO ADVISORS	13,131.	0.	13,131.
TOTAL TO FM 990-PF, PART I, LN 4	41,940.	0.	41,940.

FORM 990-PF LEGAL FEES STATEMENT 3

DESCRIPTION	(A) EXPENSES PER BOOKS	(B) NET INVEST- MENT INCOME	(C) ADJUSTED NET INCOME	(D) CHARITABLE PURPOSES
LEGAL FEES	880.	0.		880.
TO FM 990-PF, PG 1, LN 16A	880.	0.		880.

FORM 990-PF	ACCOUNTING FEES			STATEMENT 4
DESCRIPTION	(A) EXPENSES PER BOOKS	(B) NET INVEST- MENT INCOME	(C) ADJUSTED NET INCOME	(D) CHARITABLE PURPOSES
ACCOUNTING FEES	2,474.	0.		2,474.
TO FORM 990-PF, PG 1, LN 16B	2,474.	0.		2,474.

FORM 990-PF	TAXES			STATEMENT 5
DESCRIPTION	(A) EXPENSES PER BOOKS	(B) NET INVEST- MENT INCOME	(C) ADJUSTED NET INCOME	(D) CHARITABLE PURPOSES
REGISTRY OF CHARITABLE TRUST FEE	20.	0.		20.
STATE FILING FEE	10.	0.		10.
FOREIGN TAXES	1,213.	1,213.		0.
FEDERAL TAXES	146.	0.		146.
TO FORM 990-PF, PG 1, LN 18	1,389.	1,213.		176.

FORM 990-PF	OTHER EXPENSES			STATEMENT 6
DESCRIPTION	(A) EXPENSES PER BOOKS	(B) NET INVEST- MENT INCOME	(C) ADJUSTED NET INCOME	(D) CHARITABLE PURPOSES
MANAGEMENT FEE	16,230.	5,977.		10,253.
INSURANCE	1,250.	0.		1,250.
MISCELLANEOUS EXPENSE	1,575.	0.		1,575.
TO FORM 990-PF, PG 1, LN 23	19,055.	5,977.		13,078.

FORM 990-PF CORPORATE STOCK STATEMENT 7

DESCRIPTION	BOOK VALUE	FAIR MARKET VALUE
MECHANICS BANK ACCOUNT	846,839.	804,428.
WELLS FARGO ADVISORS	839,768.	848,637.
BRANDES GLOBAL ACCOUNT	327,675.	290,134.
FRED ALGER ACCOUNT	75,167.	96,230.
KAYNE SMALL VALUE ACCOUNT	112,695.	138,815.
SYSTEMATIC MID VALUE ACCOUNT	84,798.	100,692.
TOTAL TO FORM 990-PF, PART II, LINE 10B	2,286,942.	2,278,936.

FORM 990-PF GRANTS AND CONTRIBUTIONS PAID DURING THE YEAR STATEMENT 8

RECIPIENT NAME AND ADDRESS	RECIPIENT RELATIONSHIP AND PURPOSE OF GRANT	RECIPIENT STATUS	AMOUNT
CROCKER ART MUSEUM 216 O STREET SACRAMENTO, CA 95814	NONE SUPPORT THE ARTS	501 (C)(3)	150,000.
E. CLAIRE RALEY STUDIO PROJECT PERFORMING ARTS PRACTICE FACILITY - 1510 J STREET, SUITE 200 SACRAMENTO, CA 95620	NONE SUPPORT THE ARTS	501 (C)(3)	10,000.
FUTURE FOUNDATION 7405 GREENBACK LANE, SUITE 333 CITRUS HEIGHTS, CA 95610	NONE SUPPORT EDUCATION	501 (C)(3)	5,000.
JESUIT HIGH SCHOOL 1200 JACOB LANE CARMICHAEL, CA 95608	NONE SUPPORT EDUCATION	501 (C)(3)	15,000.
MUTUAL ASSISTANCE NETWORK OF DEL PASO HEIGHTS 811 GRAND AVENUE, A3 SACRAMENTO, CA 95838	NONE SUPPORT AFTER SCHOOL PROGRAM	501 (C)(3)	2,500.

THE DONANT FOUNDATION

68-0414080

SACRAMENTO SOCIETY FOR THE BLIND 2750 24TH STREET SACRAMENTO, CA 95818	NONE PROVIDES SERVICES TO THE BLIND AND VISUALLY IMPAIRED	501 (C)(3)	10,000.
SACRED HEART ELEMENTARY / MEGAN FURTH ACADEMY 2445 PINE STREET SAN FRANCISCO, CA 94115	NONE SUPPORT EDUCATION	501 (C)(3)	5,000.
VOLUNTEERS OF AMERICA GREATER SACRAMENTO 1900 POINT WEST WAY, SUITE 270 SACRAMENTO, CA 95815	NONE SUPPORT SACRAMENTO SENIOR SAFE HOUSE	501 (C)(3)	2,000.
CRISTO REY HIGH SCHOOL 6200 MCMAHON DR SACRAMENTO, CA 95824	NONE SUPPORT EDUCATION	501 (C)(3)	6,110.

TOTAL TO FORM 990-PF, PART XV, LINE 3A

205,610.