



See a Social Security Number? Say Something!
Report Privacy Problems to <https://public.resource.org/privacy>
Or call the IRS Identity Theft Hotline at 1-800-908-4490



Return of Private Foundation
or Section 4947(a)(1) Nonexempt Charitable Trust
Treated as a Private Foundation

2010

Note The foundation may be able to use a copy of this return to satisfy state reporting requirements.

For calendar year 2010, or tax year beginning , and ending

G Check all that apply: ☐ Initial return ☐ Amended return ☐ Initial return of a former public charity ☐ Address change ☐ Final return ☐ Name change

Name of foundation THE GIBNEY FAMILY FOUNDATION, INC		A Employer identification number 65-0286170
Number and street (or P.O. box number if mail is not delivered to street address) C/O KERKERING, BARBERIO, P.O. BOX 49348	Room/suite	B Telephone number (802) 383-0422
City or town, state, and ZIP code SARASOTA, FL 34230		C If exemption application is pending, check here <input type="checkbox"/>
H Check type of organization: <input checked="" type="checkbox"/> Section 501(c)(3) exempt private foundation <input type="checkbox"/> Section 4947(a)(1) nonexempt charitable trust <input type="checkbox"/> Other taxable private foundation		D 1. Foreign organizations, check here <input type="checkbox"/> 2. Foreign organizations meeting the 85% test, check here and attach computation <input type="checkbox"/>
I Fair market value of all assets at end of year (from Part II, col. (c), line 16) \$ 22,704,927.	J Accounting method: <input checked="" type="checkbox"/> Cash <input type="checkbox"/> Accrual <input type="checkbox"/> Other (specify)	E If private foundation status was terminated under section 507(b)(1)(A), check here <input type="checkbox"/>
(Part I, column (d) must be on cash basis)		F If the foundation is in a 60-month termination under section 507(b)(1)(B), check here <input type="checkbox"/>

Part I Analysis of Revenue and Expenses (The total of amounts in columns (b), (c), and (d) may not necessarily equal the amounts in column (a))		(a) Revenue and expenses per books	(b) Net investment income	(c) Adjusted net income	(d) Disbursements for charitable purposes (cash basis only)
1 Contributions, gifts, grants, etc., received				N/A	
2 Check <input checked="" type="checkbox"/> if the foundation is not required to attach Sch B					
3 Interest on savings and temporary cash investments		41,359.	41,359.		STATEMENT 1
4 Dividends and interest from securities		417,796.	417,796.		STATEMENT 2
5a Gross rents					
b Net rental income or (loss)					
6a Net gain or (loss) from sale of assets not on line 10		1,029,115.			
b Gross sales price for all assets on line 6a					
7 Capital gain net income (from Part IV, line 2)			1,029,115.		
8 Net short-term capital gain					
9 Income modifications					
10a Gross sales less returns and allowances					
b Less Cost of goods sold					
c Gross profit or (loss)					
11 Other income		4,208.	4,208.		STATEMENT 3
12 Total (Add lines 1 through 11)		1,492,478.	1,492,478.		
13 Compensation of officers, directors, trustees, etc		142,019.	9,500.		132,519.
14 Other employee salaries and wages		32,500.	0.		32,500.
15 Pension plans, employee benefits		44,196.	2,627.		41,569.
16a Legal fees					
b Accounting fees STMT 4		6,058.	0.		6,058.
c Other professional fees					
17 Interest					
18 Taxes STMT 5		4,997.	5,021.		61.
19 Depreciation and depletion		1,294.	0.		
20 Occupancy		7,222.	0.		7,222.
21 Travel, conferences, and meetings		20,276.	0.		20,276.
22 Printing and publications					
23 Other expenses STMT 6		110,104.	101,296.		8,808.
24 Total operating and administrative expenses. Add lines 13 through 23		368,666.	118,444.		249,013.
25 Contributions, gifts, grants paid		746,072.			746,072.
26 Total expenses and disbursements. Add lines 24 and 25		1,114,738.	118,444.		995,085.
27 Subtract line 26 from line 12:					
a Excess of revenue over expenses and disbursements		377,740.			
b Net investment income (if negative, enter -0-)			1,374,034.		
c Adjusted net income (if negative, enter -0-)				N/A	

Part II Balance Sheets		Attached schedules and amounts in the description column should be for end-of-year amounts only		Beginning of year	End of year	
		(a) Book Value	(b) Book Value	(c) Fair Market Value		
Assets	1 Cash - non-interest-bearing			112,724.	404,648.	404,648.
	2 Savings and temporary cash investments					
	3 Accounts receivable ▶					
	Less: allowance for doubtful accounts ▶					
	4 Pledges receivable ▶					
	Less: allowance for doubtful accounts ▶					
	5 Grants receivable					
	6 Receivables due from officers, directors, trustees, and other disqualified persons					
	7 Other notes and loans receivable ▶					
	Less: allowance for doubtful accounts ▶					
	8 Inventories for sale or use					
	9 Prepaid expenses and deferred charges					
	10a Investments - U.S. and state government obligations					
	b Investments - corporate stock STMT 7	15,010,521.	12,259,207.	13,611,479.		
	c Investments - corporate bonds STMT 8	4,189,329.	2,979,370.	3,012,344.		
11 Investments - land, buildings, and equipment basis ▶						
Less accumulated depreciation ▶						
12 Investments - mortgage loans						
13 Investments - other STMT 9	1,937,285.	5,984,587.	5,673,206.			
14 Land, buildings, and equipment basis ▶ 24,110.						
Less accumulated depreciation STMT 10 ▶ 20,860.	3,463.	3,250.	3,250.			
15 Other assets (describe ▶)						
16 Total assets (to be completed by all filers)	21,253,322.	21,631,062.	22,704,927.			
Liabilities	17 Accounts payable and accrued expenses					
	18 Grants payable					
	19 Deferred revenue					
	20 Loans from officers, directors, trustees, and other disqualified persons					
	21 Mortgages and other notes payable					
	22 Other liabilities (describe ▶)					
23 Total liabilities (add lines 17 through 22)	0.	0.				
Net Assets or Fund Balances	Foundations that follow SFAS 117, check here ▶ <input type="checkbox"/>					
	and complete lines 24 through 26 and lines 30 and 31.					
	24 Unrestricted					
	25 Temporarily restricted					
	26 Permanently restricted					
	Foundations that do not follow SFAS 117, check here ▶ <input checked="" type="checkbox"/>					
	and complete lines 27 through 31					
	27 Capital stock, trust principal, or current funds	0.	0.			
	28 Paid-in or capital surplus, or land, bldg., and equipment fund	0.	0.			
	29 Retained earnings, accumulated income, endowment, or other funds	21,253,322.	21,631,062.			
30 Total net assets or fund balances	21,253,322.	21,631,062.				
31 Total liabilities and net assets/fund balances	21,253,322.	21,631,062.				

Part III Analysis of Changes in Net Assets or Fund Balances

1 Total net assets or fund balances at beginning of year - Part II, column (a), line 30 (must agree with end-of-year figure reported on prior year's return)	1	21,253,322.
2 Enter amount from Part I, line 27a	2	377,740.
3 Other increases not included in line 2 (itemize) ▶	3	0.
4 Add lines 1, 2, and 3	4	21,631,062.
5 Decreases not included in line 2 (itemize) ▶	5	0.
6 Total net assets or fund balances at end of year (line 4 minus line 5) - Part II, column (b), line 30	6	21,631,062.

Form 990-PF (2010)

Part IV Capital Gains and Losses for Tax on Investment Income

(a) List and describe the kind(s) of property sold (e.g., real estate, 2-story brick warehouse; or common stock, 200 shs. MLC Co.)	(b) How acquired P - Purchase D - Donation	(c) Date acquired (mo., day, yr.)	(d) Date sold (mo., day, yr.)
1a			
b SEE ATTACHED STATEMENT			
c			
d			
e			

(e) Gross sales price	(f) Depreciation allowed (or allowable)	(g) Cost or other basis plus expense of sale	(h) Gain or (loss) (e) plus (f) minus (g)
a			
b			
c			
d			
e 6,812,059.		5,782,944.	1,029,115.

Complete only for assets showing gain in column (h) and owned by the foundation on 12/31/69

(i) F.M.V. as of 12/31/69	(j) Adjusted basis as of 12/31/69	(k) Excess of col. (i) over col. (j), if any	(l) Gains (Col. (h) gain minus col. (k), but not less than -0-) or Losses (from col. (h))
a			
b			
c			
d			
e			1,029,115.

2 Capital gain net income or (net capital loss)	<div> <div>If gain, also enter in Part I, line 7</div> <div>If (loss), enter -0- in Part I, line 7</div> </div>	2	1,029,115.
3 Net short-term capital gain or (loss) as defined in sections 1222(5) and (6): If gain, also enter in Part I, line 8, column (c). If (loss), enter -0- in Part I, line 8		3	N/A

Part V Qualification Under Section 4940(e) for Reduced Tax on Net Investment Income

(For optional use by domestic private foundations subject to the section 4940(a) tax on net investment income.)

If section 4940(d)(2) applies, leave this part blank.

Was the foundation liable for the section 4942 tax on the distributable amount of any year in the base period?

☐ Yes ☒ No

If "Yes," the foundation does not qualify under section 4940(e). Do not complete this part.

1 Enter the appropriate amount in each column for each year; see instructions before making any entries.

(a) Base period years Calendar year (or tax year beginning in)	(b) Adjusted qualifying distributions	(c) Net value of noncharitable-use assets	(d) Distribution ratio (col. (b) divided by col. (c))
2009	1,192,588.	18,830,787.	.063332
2008	1,406,037.	24,342,056.	.057762
2007	1,324,594.	28,468,636.	.046528
2006	1,180,154.	25,935,230.	.045504
2005	1,133,632.	24,098,638.	.047041

2 Total of line 1, column (d)	2	.260167
3 Average distribution ratio for the 5-year base period - divide the total on line 2 by 5, or by the number of years the foundation has been in existence if less than 5 years	3	.052033
4 Enter the net value of noncharitable-use assets for 2010 from Part X, line 5	4	21,173,389.
5 Multiply line 4 by line 3	5	1,101,715.
6 Enter 1% of net investment income (1% of Part I, line 27b)	6	13,740.
7 Add lines 5 and 6	7	1,115,455.
8 Enter qualifying distributions from Part XII, line 4	8	995,085.

If line 8 is equal to or greater than line 7, check the box in Part VI, line 1b, and complete that part using a 1% tax rate. See the Part VI instructions.

Part VI Excise Tax Based on Investment Income (Section 4940(a), 4940(b), 4940(e), or 4948 - see instructions)

1a Exempt operating foundations described in section 4940(d)(2), check here <input type="checkbox"/> and enter "N/A" on line 1. Date of ruling or determination letter: _____ (attach copy of letter if necessary-see instructions)		1	27,481.
b Domestic foundations that meet the section 4940(e) requirements in Part V, check here <input type="checkbox"/> and enter 1% of Part I, line 27b		2	0.
c All other domestic foundations enter 2% of line 27b. Exempt foreign organizations enter 4% of Part I, line 12, col. (b).		3	27,481.
2 Tax under section 511 (domestic section 4947(a)(1) trusts and taxable foundations only. Others enter -0-)		4	0.
3 Add lines 1 and 2		5	27,481.
4 Subtitle A (income) tax (domestic section 4947(a)(1) trusts and taxable foundations only. Others enter -0-)		6a	6,608.
5 Tax based on investment income. Subtract line 4 from line 3. If zero or less, enter -0-		6b	
6 Credits/Payments:		6c	14,451.
a 2010 estimated tax payments and 2009 overpayment credited to 2010		6d	
b Exempt foreign organizations - tax withheld at source		7	21,059.
c Tax paid with application for extension of time to file (Form 8868)		8	
d Backup withholding erroneously withheld		9	6,422.
7 Total credits and payments. Add lines 6a through 6d		10	
8 Enter any penalty for underpayment of estimated tax. Check here <input type="checkbox"/> if Form 2220 is attached		11	
9 Tax due. If the total of lines 5 and 8 is more than line 7, enter amount owed			
10 Overpayment. If line 7 is more than the total of lines 5 and 8, enter the amount overpaid			
11 Enter the amount of line 10 to be: Credited to 2011 estimated tax <input type="checkbox"/> Refunded <input type="checkbox"/>			

Part VII-A Statements Regarding Activities

	Yes	No
1a During the tax year, did the foundation attempt to influence any national, state, or local legislation or did it participate or intervene in any political campaign?		X
1b Did it spend more than \$100 during the year (either directly or indirectly) for political purposes (see instructions for definition)? If the answer is "Yes" to 1a or 1b, attach a detailed description of the activities and copies of any materials published or distributed by the foundation in connection with the activities.		X
1c Did the foundation file Form 1120-POL for this year?		X
d Enter the amount (if any) of tax on political expenditures (section 4955) imposed during the year: (1) On the foundation. <input type="checkbox"/> \$ 0. (2) On foundation managers. <input type="checkbox"/> \$ 0.		
e Enter the reimbursement (if any) paid by the foundation during the year for political expenditure tax imposed on foundation managers. <input type="checkbox"/> \$ 0.		
2 Has the foundation engaged in any activities that have not previously been reported to the IRS? If "Yes," attach a detailed description of the activities.		X
3 Has the foundation made any changes, not previously reported to the IRS, in its governing instrument, articles of incorporation, or bylaws, or other similar instruments? If "Yes," attach a conformed copy of the changes		X
4a Did the foundation have unrelated business gross income of \$1,000 or more during the year?		X
b If "Yes," has it filed a tax return on Form 990-T for this year?		
5 Was there a liquidation, termination, dissolution, or substantial contraction during the year? If "Yes," attach the statement required by General Instruction T.		X
6 Are the requirements of section 508(e) (relating to sections 4941 through 4945) satisfied either: • By language in the governing instrument, or • By state legislation that effectively amends the governing instrument so that no mandatory directions that conflict with the state law remain in the governing instrument?	X	
7 Did the foundation have at least \$5,000 in assets at any time during the year? If "Yes," complete Part II, col. (c), and Part XV.	X	
8a Enter the states to which the foundation reports or with which it is registered (see instructions) <input type="checkbox"/> FL		
b If the answer is "Yes" to line 7, has the foundation furnished a copy of Form 990-PF to the Attorney General (or designate) of each state as required by General Instruction G? If "No," attach explanation	X	
9 Is the foundation claiming status as a private operating foundation within the meaning of section 4942(j)(3) or 4942(j)(5) for calendar year 2010 or the taxable year beginning in 2010 (see instructions for Part XIV)? If "Yes," complete Part XIV		X
10 Did any persons become substantial contributors during the tax year? If "Yes," attach a schedule listing their names and addresses		X

N/A

Form 990-PF (2010)

Part VII-A Statements Regarding Activities (continued)

11	At any time during the year, did the foundation, directly or indirectly, own a controlled entity within the meaning of section 512(b)(13)? If "Yes," attach schedule (see instructions)	11		X
12	Did the foundation acquire a direct or indirect interest in any applicable insurance contract before August 17, 2008?	12		X
13	Did the foundation comply with the public inspection requirements for its annual returns and exemption application? Website address ► <u>HTTP://WWW.TGFF.ORG/</u>	13	X	
14	The books are in care of ► <u>ROBERT G. WHITTAKER</u> Telephone no. ► <u>(518) 863-2829</u> Located at ► <u>372 SEVEN HILLS ROAD, NORTHVILLE, NY</u> ZIP+4 ► <u>12134</u>			
15	Section 4947(a)(1) nonexempt charitable trusts filing Form 990-PF in lieu of Form 1041 - Check here and enter the amount of tax-exempt interest received or accrued during the year ► 15 N/A			
16	At any time during calendar year 2010, did the foundation have an interest in or a signature or other authority over a bank, securities, or other financial account in a foreign country? See page 20 of the instructions for exceptions and filing requirements for Form TD F 90-22.1. If "Yes," enter the name of the foreign country ►	16	Yes	No
				X

Part VII-B Statements Regarding Activities for Which Form 4720 May Be Required

File Form 4720 if any item is checked in the "Yes" column, unless an exception applies.

	Yes	No
1a During the year did the foundation (either directly or indirectly):		
(1) Engage in the sale or exchange, or leasing of property with a disqualified person?	<input type="checkbox"/> Yes <input checked="" type="checkbox"/> No	
(2) Borrow money from, lend money to, or otherwise extend credit to (or accept it from) a disqualified person?	<input type="checkbox"/> Yes <input checked="" type="checkbox"/> No	
(3) Furnish goods, services, or facilities to (or accept them from) a disqualified person?	<input type="checkbox"/> Yes <input checked="" type="checkbox"/> No	
(4) Pay compensation to, or pay or reimburse the expenses of, a disqualified person?	<input checked="" type="checkbox"/> Yes <input type="checkbox"/> No	
(5) Transfer any income or assets to a disqualified person (or make any of either available for the benefit or use of a disqualified person)?	<input type="checkbox"/> Yes <input checked="" type="checkbox"/> No	
(6) Agree to pay money or property to a government official? (Exception. Check "No" if the foundation agreed to make a grant to or to employ the official for a period after termination of government service, if terminating within 90 days.)	<input type="checkbox"/> Yes <input checked="" type="checkbox"/> No	
b If any answer is "Yes" to 1a(1)-(6), did any of the acts fail to qualify under the exceptions described in Regulations section 53.4941(d)-3 or in a current notice regarding disaster assistance (see page 22 of the instructions)? Organizations relying on a current notice regarding disaster assistance check here ► <input type="checkbox"/>	1b	X
c Did the foundation engage in a prior year in any of the acts described in 1a, other than excepted acts, that were not corrected before the first day of the tax year beginning in 2010?	1c	X
2 Taxes on failure to distribute income (section 4942) (does not apply for years the foundation was a private operating foundation defined in section 4942(j)(3) or 4942(j)(5)):		
a At the end of tax year 2010, did the foundation have any undistributed income (lines 6d and 6e, Part XIII) for tax year(s) beginning before 2010? If "Yes," list the years ► _____	<input type="checkbox"/> Yes <input checked="" type="checkbox"/> No	
b Are there any years listed in 2a for which the foundation is not applying the provisions of section 4942(a)(2) (relating to incorrect valuation of assets) to the year's undistributed income? (If applying section 4942(a)(2) to all years listed, answer "No" and attach statement - see instructions.)	N/A	2b
c If the provisions of section 4942(a)(2) are being applied to any of the years listed in 2a, list the years here ► _____		
3a Did the foundation hold more than a 2% direct or indirect interest in any business enterprise at any time during the year?	<input type="checkbox"/> Yes <input checked="" type="checkbox"/> No	
b If "Yes," did it have excess business holdings in 2010 as a result of (1) any purchase by the foundation or disqualified persons after May 26, 1969; (2) the lapse of the 5-year period (or longer period approved by the Commissioner under section 4943(c)(7)) to dispose of holdings acquired by gift or bequest; or (3) the lapse of the 10-, 15-, or 20-year first phase holding period? (Use Schedule C, Form 4720, to determine if the foundation had excess business holdings in 2010)	N/A	3b
4a Did the foundation invest during the year any amount in a manner that would jeopardize its charitable purposes?	4a	X
b Did the foundation make any investment in a prior year (but after December 31, 1969) that could jeopardize its charitable purpose that had not been removed from jeopardy before the first day of the tax year beginning in 2010?	4b	X

Form 990-PF (2010)

Part VII-B Statements Regarding Activities for Which Form 4720 May Be Required (continued)**5a** During the year did the foundation pay or incur any amount to:

(1) Carry on propaganda, or otherwise attempt to influence legislation (section 4945(e))?

☐ Yes ☒ No

(2) Influence the outcome of any specific public election (see section 4955); or to carry on, directly or indirectly, any voter registration drive?

☐ Yes ☒ No

(3) Provide a grant to an individual for travel, study, or other similar purposes?

☐ Yes ☒ No

(4) Provide a grant to an organization other than a charitable, etc., organization described in section 509(a)(1), (2), or (3), or section 4940(d)(2)?

☐ Yes ☒ No

(5) Provide for any purpose other than religious, charitable, scientific, literary, or educational purposes, or for the prevention of cruelty to children or animals?

☐ Yes ☒ No**b** If any answer is "Yes" to 5a(1)-(5), did any of the transactions fail to qualify under the exceptions described in Regulations section 53.4945 or in a current notice regarding disaster assistance (see instructions)?

N/A

5b

Organizations relying on a current notice regarding disaster assistance check here

☒**c** If the answer is "Yes" to question 5a(4), does the foundation claim exemption from the tax because it maintained expenditure responsibility for the grant?

N/A

☐ Yes ☐ No

If "Yes," attach the statement required by Regulations section 53.4945-5(d)

6a Did the foundation, during the year, receive any funds, directly or indirectly, to pay premiums on a personal benefit contract?☐ Yes ☒ No**b** Did the foundation, during the year, pay premiums, directly or indirectly, on a personal benefit contract?

If "Yes" to 6b, file Form 8870

6b

X

7a At any time during the tax year, was the foundation a party to a prohibited tax shelter transaction?☐ Yes ☒ No**b** If "Yes," did the foundation receive any proceeds or have any net income attributable to the transaction?

N/A

7b

Part VIII Information About Officers, Directors, Trustees, Foundation Managers, Highly Paid Employees, and Contractors**1** List all officers, directors, trustees, foundation managers and their compensation.

(a) Name and address	(b) Title, and average hours per week devoted to position	(c) Compensation (If not paid, enter -0-)	(d) Contributions to employee benefit plans and deferred compensation	(e) Expense account, other allowances
SEE STATEMENT 11		142,019.	25,380.	0.

2 Compensation of five highest-paid employees (other than those included on line 1). If none, enter "NONE."

(a) Name and address of each employee paid more than \$50,000	(b) Title, and average hours per week devoted to position	(c) Compensation	(d) Contributions to employee benefit plans and deferred compensation	(e) Expense account, other allowances
NONE				

Total number of other employees paid over \$50,000

0

Form 990-PF (2010)

Part VIII**Information About Officers, Directors, Trustees, Foundation Managers, Highly Paid Employees, and Contractors** (continued)**3 Five highest-paid independent contractors for professional services. If none, enter "NONE."**

(a) Name and address of each person paid more than \$50,000	(b) Type of service	(c) Compensation
NONE		

Total number of others receiving over \$50,000 for professional services

0

Part IX-A Summary of Direct Charitable Activities

List the foundation's four largest direct charitable activities during the tax year. Include relevant statistical information such as the number of organizations and other beneficiaries served, conferences convened, research papers produced, etc.

	Expenses
1 N/A	
2	
3	
4	

Part IX-B Summary of Program-Related Investments

Describe the two largest program-related investments made by the foundation during the tax year on lines 1 and 2.

	Amount
1 N/A	
2	
All other program-related investments. See instructions.	
3	

Total. Add lines 1 through 3

0.

Form 990-PF (2010)

Part X Minimum Investment Return (All domestic foundations must complete this part. Foreign foundations, see instructions.)

1	Fair market value of assets not used (or held for use) directly in carrying out charitable, etc., purposes:		
a	Average monthly fair market value of securities	1a	20,972,211.
b	Average of monthly cash balances	1b	523,615.
c	Fair market value of all other assets	1c	
d	Total (add lines 1a, b, and c)	1d	21,495,826.
e	Reduction claimed for blockage or other factors reported on lines 1a and 1c (attach detailed explanation)	1e	0.
2	Acquisition indebtedness applicable to line 1 assets	2	0.
3	Subtract line 2 from line 1d	3	21,495,826.
4	Cash deemed held for charitable activities. Enter 1 1/2% of line 3 (for greater amount, see instructions)	4	322,437.
5	Net value of noncharitable-use assets Subtract line 4 from line 3. Enter here and on Part V, line 4	5	21,173,389.
6	Minimum investment return. Enter 5% of line 5	6	1,058,669.

Part XI Distributable Amount (see instructions) (Section 4942(j)(3) and (j)(5) private operating foundations and certain foreign organizations check here ☐ and do not complete this part)

1	Minimum investment return from Part X, line 6	1	1,058,669.
2a	Tax on investment income for 2010 from Part VI, line 5	2a	27,481.
b	Income tax for 2010. (This does not include the tax from Part VI.)	2b	
c	Add lines 2a and 2b	2c	27,481.
3	Distributable amount before adjustments. Subtract line 2c from line 1	3	1,031,188.
4	Recoveries of amounts treated as qualifying distributions	4	0.
5	Add lines 3 and 4	5	1,031,188.
6	Deduction from distributable amount (see instructions)	6	0.
7	Distributable amount as adjusted. Subtract line 6 from line 5. Enter here and on Part XIII, line 1	7	1,031,188.

Part XII Qualifying Distributions (see instructions)

1	Amounts paid (including administrative expenses) to accomplish charitable, etc., purposes:		
a	Expenses, contributions, gifts, etc. - total from Part I, column (d), line 26	1a	995,085.
b	Program-related investments - total from Part IX-B	1b	0.
2	Amounts paid to acquire assets used (or held for use) directly in carrying out charitable, etc., purposes	2	
3	Amounts set aside for specific charitable projects that satisfy the:		
a	Suitability test (prior IRS approval required)	3a	
b	Cash distribution test (attach the required schedule)	3b	
4	Qualifying distributions. Add lines 1a through 3b. Enter here and on Part V, line 8, and Part XIII, line 4	4	995,085.
5	Foundations that qualify under section 4940(e) for the reduced rate of tax on net investment income. Enter 1% of Part I, line 27b	5	0.
6	Adjusted qualifying distributions Subtract line 5 from line 4	6	995,085.

Note. The amount on line 6 will be used in Part V, column (b), in subsequent years when calculating whether the foundation qualifies for the section 4940(e) reduction of tax in those years.

Form 990-PF (2010)

Part XIII Undistributed Income (see instructions)

	(a) Corpus	(b) Years prior to 2009	(c) 2009	(d) 2010
1 Distributable amount for 2010 from Part XI, line 7				1,031,188.
2 Undistributed income, if any, as of the end of 2010				
a Enter amount for 2009 only			715,142.	
b Total for prior years:		0.		
3 Excess distributions carryover, if any, to 2010:				
a From 2005				
b From 2006				
c From 2007				
d From 2008				
e From 2009				
f Total of lines 3a through e	0.			
4 Qualifying distributions for 2010 from Part XII, line 4. ► \$ 995,085.				
a Applied to 2009, but not more than line 2a			715,142.	
b Applied to undistributed income of prior years (Election required - see instructions)		0.		
c Treated as distributions out of corpus (Election required - see instructions)	0.			
d Applied to 2010 distributable amount				279,943.
e Remaining amount distributed out of corpus	0.			
5 Excess distributions carryover applied to 2010 (If an amount appears in column (d), the same amount must be shown in column (a).)	0.			0.
6 Enter the net total of each column as indicated below:				
a Corpus. Add lines 3f, 4c, and 4e. Subtract line 5	0.			
b Prior years' undistributed income. Subtract line 4b from line 2b		0.		
c Enter the amount of prior years' undistributed income for which a notice of deficiency has been issued, or on which the section 4942(a) tax has been previously assessed		0.		
d Subtract line 6c from line 6b. Taxable amount - see instructions		0.		
e Undistributed income for 2009. Subtract line 4a from line 2a. Taxable amount - see instr.			0.	
f Undistributed income for 2010. Subtract lines 4d and 5 from line 1. This amount must be distributed in 2011				751,245.
7 Amounts treated as distributions out of corpus to satisfy requirements imposed by section 170(b)(1)(F) or 4942(g)(3)	0.			
8 Excess distributions carryover from 2005 not applied on line 5 or line 7	0.			
9 Excess distributions carryover to 2011. Subtract lines 7 and 8 from line 6a	0.			
10 Analysis of line 9:				
a Excess from 2006				
b Excess from 2007				
c Excess from 2008				
d Excess from 2009				
e Excess from 2010				

Form 990 (2015)	THE SIDNEY HARRIS FOUNDATION, INC.
Part XIV	Private Operating Foundations (see instructions and Part VII-A, question 9)

N/A

- 1 a** If the foundation has received a ruling or determination letter that it is a private operating foundation, and the ruling is effective for 2010, enter the date of the ruling

▶

- b** Check box to indicate whether the foundation is a private operating foundation described in section

☐ 4942(j)(3) or ☐ 4942(j)(5)

- 2 a** Enter the lesser of the adjusted net income from Part I or the minimum investment return from Part X for each year listed

b 85% of line 2a

c Qualifying distributions from Part XII,
line 4 for each year listed

d Amounts included in line 2c not used directly for active conduct of exempt activities

e Qualifying distributions made directly for active conduct of exempt activities.

3 Subtract line 2d from line 2c
Complete 3a, b, or c for the
alternative test relied upon:

- a "Assets" alternative test - enter:
(1) Value of all assets

- (2) Value of assets qualifying under section 4942(j)(3)(B)(i)

- b** "Endowment" alternative test - enter 2/3 of minimum investment return shown in Part X, line 6 for each year listed

- c "Support" alternative test - enter:

- (1) Total support other than gross investment income (interest, dividends, rents, payments on securities loans (section 512(a)(5)), or royalties)

- (2) Support from general public and 5 or more exempt organizations as provided in section 4942(j)(3)(B)(iii)

- (3) Largest amount of support from an exempt organization**

- (4) Gross investment income

Part XV **Supplementary Information (Complete this part only if the foundation had \$5,000 or more in assets at any time during the year-see the instructions.)**

1 Information Regarding Foundation Managers:

- a** List any managers of the foundation who have contributed more than 2% of the total contributions received by the foundation before the close of any tax year (but only if they have contributed more than \$5,000). (See section 507(d)(2).)

NONE

- b** List any managers of the foundation who own 10% or more of the stock of a corporation (or an equally large portion of the ownership of a partnership or other entity) of which the foundation has a 10% or greater interest.

NONE

2 Information Regarding Contribution, Grant, Gift, Loan, Scholarship, etc., Programs:

Check here ☒ if the foundation only makes contributions to preselected charitable organizations and does not accept unsolicited requests for funds. If the foundation makes gifts, grants, etc. (see instructions) to individuals or organizations under other conditions, complete items 2a, b, c, and d.

- a** The name, address, and telephone number of the person to whom applications should be addressed:

- b The form in which applications should be submitted and information and materials they should include:**

- c Any submission deadlines:**

- d Any restrictions or limitations on awards, such as by geographical areas, charitable fields, kinds of institutions, or other factors:

Part XV Supplementary Information (continued)**3 Grants and Contributions Paid During the Year or Approved for Future Payment**

Recipient		If recipient is an individual, show any relationship to any foundation manager or substantial contributor	Foundation status of recipient	Purpose of grant or contribution	Amount
Name and address (home or business)					
a <i>Paid during the year</i> SEE ATTACHED					
Total					746,072.
b <i>Approved for future payment</i> NONE					
Total					0.

Part IV Capital Gains and Losses for Tax on Investment Income

(a) List and describe the kind(s) of property sold, e.g., real estate, 2-story brick warehouse; or common stock, 200 shs. MLC Co.		(b) How acquired P - Purchase D - Donation	(c) Date acquired (mo., day, yr.)	(d) Date sold (mo., day, yr.)
1a	VANGUARD-SEE ATTACHED	P	VARIOUS	VARIOUS
b	CHARLES SCHWAB-SEE ATTACHED	P	VARIOUS	VARIOUS
c	NORTHERN TRUST-SEE ATTACHED	P	VARIOUS	VARIOUS
d	NORTHERN TRUST-SEE ATTACHED	P	VARIOUS	VARIOUS
e	NORTHERN TRUST-SEE ATTACHED	P	VARIOUS	VARIOUS
f	NORTHERN TRUST-COMMON TRUST FUND	P	VARIOUS	VARIOUS
g	NORTHERN TRUST-COMMON TRUST FUND	P	VARIOUS	VARIOUS
h	INTL SECURITIES FUND K-1	P	VARIOUS	VARIOUS
i	INTL SECURITIES FUND K-1	P	VARIOUS	VARIOUS
j	PRIVATE EQUITY FUND K-1	P	VARIOUS	VARIOUS
k	PRIVATE EQUITY FUND K-1	P	VARIOUS	VARIOUS
l	CAPITAL GAINS DIVIDENDS			
m				
n				
o				

(e) Gross sales price	(f) Depreciation allowed (or allowable)	(g) Cost or other basis plus expense of sale	(h) Gain or (loss) (e) plus (f) minus (g)
a 2,501,669.		2,213,889.	287,780.
b 383,318.		390,175.	-6,857.
c 285,139.		285,817.	-678.
d 534,997.		529,602.	5,395.
e 2,724,255.		2,363,461.	360,794.
f 10,047.			10,047.
g 50,663.			50,663.
h 17,325.			17,325.
i 273,559.			273,559.
j 6,054.			6,054.
k 13,414.			13,414.
l 11,619.			11,619.
m			
n			
o			

Complete only for assets showing gain in column (h) and owned by the foundation on 12/31/69

(i) F.M.V. as of 12/31/69	(j) Adjusted basis as of 12/31/69	(k) Excess of col. (i) over col. (j), if any	(l) Losses (from col. (h)) Gains (excess of col. (h) gain over col. (k), but not less than "-0-")
a			287,780.
b			-6,857.
c			-678.
d			5,395.
e			360,794.
f			10,047.
g			50,663.
h			17,325.
i			273,559.
j			6,054.
k			13,414.
l			11,619.
m			
n			
o			

2 Capital gain net income or (net capital loss) { If gain, also enter in Part I, line 7 If (loss), enter "-0-" in Part I, line 7 }	2	1,029,115.
3 Net short-term capital gain or (loss) as defined in sections 1222(5) and (6): If gain, also enter in Part I, line 8, column (c). If (loss), enter "-0-" in Part I, line 8 }	3	N/A

2010 DEPRECIATION AND AMORTIZATION REPORT

FORM 990-PF PAGE 1

990-PF

Asset No	Description	Date Acquired	Method	Life	C o n v	Line No	Unadjusted Cost Or Basis	Bus % Excl	Section 179 Expense	* Reduction In Basis	Basis For Depreciation	Beginning Accumulated Depreciation	Current Sec 179 Expense	Current Year Deduction	Ending Accumulated Depreciation
1	COMPUTER HARDWARE	07/01/02	SL	5.00		HY16	2,650.				2,650.	2,650.		0.	2,650.
2	COMPUTER SOFTWARE	07/01/02	SL	5.00		HY16	11,819.				11,819.	11,819.		0.	11,819.
3	OFFICE FURNITURE	07/01/02	SL	7.00		HY16	1,134.				1,134.	1,134.		0.	1,134.
4	COMPUTER, PRINTER	02/11/04	SL	5.00		HY16	1,508.				1,508.	1,508.		0.	1,508.
5	DESK	02/08/05	SL	7.00		HY16	530.				530.	373.		76.	449.
6	COMPUTER	01/15/07	SL	5.00		HY16	2,258.				2,258.	1,356.		452.	1,808.
7	(D) COMPUTER	01/15/07	SL	5.00		HY16	1,455.				1,455.	873.		24.	
8	DESK & CHAIR	07/15/07	SL	7.00		HY16	313.				313.	112.		45.	157.
9	LAPTOP	11/15/07	SL	5.00		HY16	692.				692.	299.		138.	437.
10	COMPUTER	12/03/08	SL	5.00		HY16	1,567.				1,567.	339.		313.	652.
11	COMPUTER	03/22/10	SL	5.00		HY16	1,639.				1,639.			246.	246.
* TOTAL 990-PF PG 1 DEPR							25,565.				25,565.	20,463.		1,294.	20,860.

028111
05-01-10

(D) - Asset disposed

* ITC, Salvage, Bonus, Commercial Revitalization Deduction, GO Zone

FORM 990-PF INTEREST ON SAVINGS AND TEMPORARY CASH INVESTMENTS STATEMENT 1

SOURCE	AMOUNT
CHARLES SCHWAB	2.
NORTHERN TRUST	34,493.
NORTHERN TRUST BANK NOW ACCOUNT	171.
NORTHERN TRUST BANK PAYROLL	10.
NT PRIVATE EQUITY FUND K-1	6,646.
NTCC INTERNATIONAL SECURITIES K-1	37.
TOTAL TO FORM 990-PF, PART I, LINE 3, COLUMN A	41,359.

FORM 990-PF DIVIDENDS AND INTEREST FROM SECURITIES STATEMENT 2

SOURCE	GROSS AMOUNT	CAPITAL GAINS DIVIDENDS	COLUMN (A) AMOUNT
CHARLES SCHWAB	33,929.	2,416.	31,513.
NORTHERN TRUST	125,552.	2,414.	123,138.
NORTHERN TRUST INTL SECUR K-1	35,897.	0.	35,897.
NORTHERN TRUST PRIVATE EQUITY FUND II LP-K1	8,243.	0.	8,243.
VANGUARD	225,794.	6,789.	219,005.
TOTAL TO FM 990-PF, PART I, LN 4	429,415.	11,619.	417,796.

FORM 990-PF OTHER INCOME STATEMENT 3

DESCRIPTION	(A) REVENUE PER BOOKS	(B) NET INVEST- MENT INCOME	(C) ADJUSTED NET INCOME
OTHER INVESTMENT INCOME-PRIVATE EQUITY K-1	-1,115.	-1,115.	
OTHER INVESTMENT INCOME-INTL SECURITIES K-1	3,742.	3,742.	
OTHER NORTHERN TRUST INCOME	1,581.	1,581.	
TOTAL TO FORM 990-PF, PART I, LINE 11	4,208.	4,208.	

FORM 990-PF	ACCOUNTING FEES	STATEMENT	4
-------------	-----------------	-----------	---

DESCRIPTION	(A) EXPENSES PER BOOKS	(B) NET INVEST- MENT INCOME	(C) ADJUSTED NET INCOME	(D) CHARITABLE PURPOSES
ACCOUNTING FEES	6,058.	0.		6,058.
TO FORM 990-PF, PG 1, LN 16B	6,058.	0.		6,058.

FORM 990-PF	TAXES	STATEMENT	5
-------------	-------	-----------	---

DESCRIPTION	(A) EXPENSES PER BOOKS	(B) NET INVEST- MENT INCOME	(C) ADJUSTED NET INCOME	(D) CHARITABLE PURPOSES
FOREIGN TAX	5,021.	5,021.		0.
EXCISE TAX	-85.	0.		0.
FILING FEE	61.	0.		61.
TO FORM 990-PF, PG 1, LN 18	4,997.	5,021.		61.

FORM 990-PF	OTHER EXPENSES	STATEMENT	6
-------------	----------------	-----------	---

DESCRIPTION	(A) EXPENSES PER BOOKS	(B) NET INVEST- MENT INCOME	(C) ADJUSTED NET INCOME	(D) CHARITABLE PURPOSES
ADMINISTRATIVE FEES	101,296.	101,296.		0.
OFFICE	4,431.	0.		4,431.
MEMBERSHIP FEES	995.	0.		995.
PAYROLL PREP FEES	138.	0.		138.
TELEPHONE	2,686.	0.		2,686.
LOSS ON SALE OF EQUIPMENT	558.	0.		558.
TO FORM 990-PF, PG 1, LN 23	110,104.	101,296.		8,808.

FORM 990-PF	CORPORATE STOCK	STATEMENT	7
-------------	-----------------	-----------	---

DESCRIPTION	BOOK VALUE	FAIR MARKET VALUE
NORTHERN TRUST - COMMON STOCK	5,604,699.	5,564,591.
VANGUARD - STOCK	6,654,508.	8,046,888.
TOTAL TO FORM 990-PF, PART II, LINE 10B	12,259,207.	13,611,479.

FORM 990-PF	CORPORATE BONDS	STATEMENT	8
-------------	-----------------	-----------	---

DESCRIPTION	BOOK VALUE	FAIR MARKET VALUE
NORTHERN TRUST - FIXED INCOME	1,165,487.	1,167,590.
VANGUARD - BONDS	1,813,883.	1,844,754.
TOTAL TO FORM 990-PF, PART II, LINE 10C	2,979,370.	3,012,344.

FORM 990-PF	OTHER INVESTMENTS	STATEMENT	9
-------------	-------------------	-----------	---

DESCRIPTION	VALUATION METHOD	BOOK VALUE	FAIR MARKET VALUE
NORTHERN TRUST ALTERNATIVE INVEST	COST	2,075,254.	1,800,788.
CHARLES SCHWAB	COST	3,909,333.	3,872,418.
TOTAL TO FORM 990-PF, PART II, LINE 13		5,984,587.	5,673,206.

FORM 990-PF	DEPRECIATION OF ASSETS NOT HELD FOR INVESTMENT	STATEMENT	10
-------------	--	-----------	----

DESCRIPTION	COST OR OTHER BASIS	ACCUMULATED DEPRECIATION	BOOK VALUE
COMPUTER HARDWARE	2,650.	2,650.	0.
COMPUTER SOFTWARE	11,819.	11,819.	0.
OFFICE FURNITURE	1,134.	1,134.	0.
COMPUTER, PRINTER	1,508.	1,508.	0.
DESK	530.	449.	81.
COMPUTER	2,258.	1,808.	450.
DESK & CHAIR	313.	157.	156.
LAPTOP	692.	437.	255.

COMPUTER	1,567.	652.	915.
COMPUTER	1,639.	246.	1,393.
TOTAL TO FM 990-PF, PART II, LN 14	24,110.	20,860.	3,250.

FORM 990-PF PART VIII - LIST OF OFFICERS, DIRECTORS STATEMENT 11
TRUSTEES AND FOUNDATION MANAGERS

NAME AND ADDRESS	TITLE AND AVRG HRS/WK	COMPEN- SATION	EMPLOYEE BEN PLAN CONTRIB	EXPENSE ACCOUNT
FRANK A. GIBNEY 1147 SUNSET VIEW RD. COLCHESTER, VT 05446	PRESIDENT/CEO 50.00	95,000.	19,000.	0.
SUE GIBNEY YOUNG 909 WEST ANTON DRIVE MERIDIAN, ID 83646	DIRECTOR 2.00	3,167.	0.	0.
JOAN GIBNEY WHITTAKER 34 JOSIAH BARTLETT RD. AMHERST, NH 03031	DIRECTOR 2.00	6,868.	0.	0.
TRACY WASDEN 2002 W TANERO CT MERIDIAN, ID 83646	VICE PRESIDENT/SECRETARY 25.00	34,400.	6,380.	0.
ROBERT G. WHITTAKER 372 SEVEN HILLS RD NORTHVILLE, NY 12134	VICE PRESIDENT/TREASURER 4.00	2,584.	0.	0.
TOTALS INCLUDED ON 990-PF, PAGE 6, PART VIII		142,019.	25,380.	0.

2010

TGFF Year End Report

GRANT AMOUNT LEGAL MAILING ADDRESS & CONTACT PERSON

Non Profit Tax Status

Multi-YR GRANTS

\$33,667	Rudy D'Amico President and CEO Central Association For the Blind, Inc 507 Kent Street Utica, NY 13502	509(a)2
\$50,000	Ruth B Zax Development Director Child and Family Services of NH PO Box 448 Manchester, NH 03105	509(a)1
\$20,000	Teresa Alexander Chief Executive Officer Children's Home Society of Idaho 740 Warm Springs Avenue Boise, Idaho 83712	509(a)1
\$20,000	Sammie MacFarlane Executive Director Common Ground Outdoor Adventure 335 N 100 E Logan, UT 84321	509(a)1
\$36,000	Mary Schuh Associate Director Institute on Disability/UNH 56 Old Suncook Rd., Suite 2 Concord, NH 03301	509(a)1
\$25,000	Gary Ethington Executive Director Kostopulos Dream Foundation 2500 Emigration Canyon Salt Lake City, UT 84108	509(a)1
\$3,185	Gail Loveland Executive Director National Ability Center P.O. Box 682799 Park City, Utah 84068	509(a)1
\$43,428	Brian MacDonald President National Braille Press, Inc. 88 Saint Stephen Street Boston, MA 02115	509(a)2
\$21,287	Susan Wolf-Downes Executive Director Northeast Deaf and Hard of Hearing Services, Inc 57 Regional Drive, Unit D Concord, NH 03301	509(a)1

THE GIBNEY FAMILY FOUNDATION, INC.

65-0286170

\$25,000	Tom Longstreth Executive Director ReSOURCE 266 Pine Street Burlington, VT 05401	509(a)2
\$15,000	Kristy Pigeon Executive Director Sagebrush Equine Training Center 100 Let'er Buck Road Hailey, ID 8333	509(a)2
\$20,000	James E. Phipps Executive Director The Iris Network 189 Park Avenue Portland, Maine 04102	509(a)1
\$40,000	Steven P. Pouliot Executive Director Vermont Association for the Blind and Visually Impaired 60 Kimball Avenue South Burlington, VT 05403	509(a)2
\$6,547	Barbara Sheldon Executive Director Washington School for the Blind Foundation 2214 E 13th St Vancouver, WA 98661	509(a)1
\$16,000	Tony Jepson President, Board of Directors Utah Foundation for the Blind and Visually Impaired 2056 West Carriage Ave Riverton, UT 84065	509(a)2

NEW Multi-Yr Grants

\$36,360	Marti Wiser Executive Director Special Needs Adoptive Parent Services, Inc 2399 S. Orchard Ste 102 Boise, ID 83705	509(a)1
----------	---	---------

1 YR GRANTS

\$25,000	Midge Horton Executive Director Blind Childrens Center 4120 Marathon St Los Angeles, CA 90029	509(a)1
\$3,000	Kevin O'Hara Green Mountain Council/Boy Scouts of America P O Box 557 Waterbury, VT 05676	03-0229256 501©3

THE GIBNEY FAMILY FOUNDATION, INC.
65-0286170

\$5,000	Rachel Rosenbaum Executive Director CANnect c/o Washington State School for the Blind 44 Woodbine Street Auburndale, (Newton) MA 02466	509(a)1
\$30,670	Michael Festa President Carroll Center for the Blind, Inc 770 Centre Street Newton, MA 02458	509(a)1
\$49,099	Patrick Johnson President Connecticut Institute for the Blind, Inc 120 Holcomb Street Hartford, CT 06112-1589	509(a)1
\$2,570	Council on Foundations 2121 Crystal Drive Arlington, VA 22202.	
\$5,000	Vicki Armstrong Executive Director Courage Reins, Inc PO Box 354 American Fork, UT 84003	paid already Federal ID# 87-0618601 We are a 501 (c) (3)
\$15,000	Marc Ashton CEO Foundation for Blind Children 1235 East Harmont Drive Phoenix, AZ 85020-3864	501©3
\$10,000	Logan Schmid Vice President & Head of Production INDEPENDENT FEATURE PROJECT, INC / LOVETT PRODUCTIONS, INC Attn. Fiscal Sponsorship IFP 68 Jay Street, Suite 425 Brooklyn, NY 11201	509(a)(2)
\$15,000	Patricia Williams Executive Director The Hatlen Center for the Blind 2430 Rd 20, B#112 San Pablo, CA 94806	509(a)1
\$6,500	Jay Lugo Executive Director Idaho E Oregon Lions Sight and Hearing Foundation Inc. 70 N. Latah St. Boise, Idaho 83706	501© 3

THE GIBNEY FAMILY FOUNDATION, INC.

65-0286170

\$10,000	<p>Deb W. Lyons Executive Director Puppets in Education/Kids on the Block VT Suite 125 294 North Winooski Avenue Burlington, VT 05401</p>	509(a)1
\$10,000	<p>Donna Abair Executive Director North Country Association for the Visually Impaired Central Office, 22 US Oval, Suite B-15 Plattsburgh, NY 12903</p>	501© 3
\$36,000	<p>Christopher Burke Executive Director The Northeastern Association of the Blind at Albany, Inc 301 Washington Ave Albany, NY 12206</p>	501© 3
\$30,000	<p>Ben Bradley Director of Development Sun Valley Adaptive Sports Program, Inc P.O. Box 6791 Ketchum, ID 83340</p>	509(a)2
\$15,000	<p>Leslie H Gertsch Executive Director Utah Council of the Blind 1301 W 500 S Woods Cross, UT 84087</p>	501©3
\$15,000	<p>Erin Fernandez Executive Director Vermont Adaptive Ski and Sports PO Box 139 Killington, VT 05701</p>	501©3
\$15,404	<p>Richard Dutil Vermont Lions Charities 694 Birch Hill Rd Brandon, VT 05733</p>	509(a)1
MINI GRANTS		
\$3,000	<p>Kenneth W Kraft President Blind Services Foundation, Inc P.O. Box 4312 Boise, Idaho 83711-4312</p>	501©3

THE GIBNEY FAMILY FOUNDATION, INC.
65-0286170

\$5,000	Marc Ashton CEO Foundation for Blind Children 1235 East Harmont Drive Phoenix, AZ 85020-3864	170(b)(1)(A)(vi)
\$3,055	Katie Avery Developmental Director Idaho School for the Deaf and Blind Foundation 714 Main St. Gooding, ID 83330	IRS code: 82-0464126
\$5,000	David Santoro Executive Director Central Connecticut Senior Health Services, Inc / Southington Care Center 45 Meriden Avenue Southington, CT 06489	
\$5,000	Mark Lucas Executive Director United States Association of Blind Athletes 33 N. Institute Street Colorado Springs, CO 80903	509(a)2
DONATIONS		
\$500	Marrielle Monte Canales Executive Director C Different 8977 Interchange Dr. Houston, TX 77054	
\$500	Suzanne Heise VP Development and Communications Connecticut Institute for the Blind, Inc 120 Holcomb Street Hartford, CT 06112-1589	509(a)1
\$500	Theresa Montano President of the Board Eyecycle Colorado 2150 Jay St. Edgewater, Co. 80214	
\$500	Sharan Wilson Executive Director Freedom Service Dogs, Inc 2000 W Union Ave Englewood, CO 80110	509(a)1
\$1,000	Marc Ashton CEO Foundation for Blind Children 1235 East Harmont Drive Phoenix, AZ 85020-3864	170(b)(1)(A)(vi)

THE GIBNEY FAMILY FOUNDATION, INC
65-0286170

\$500	Gail Wilson-Giarratano Executive Director Girls Incorporated of the Greater Capital Region 962 Albany Street Schenectady, NY 12307	170(b)(1)(A)(vi)
\$1,000	Patricia Williams Executive Director The Hatlen Center for the Blind 2430 Rd 20, B#112 San Pablo, CA 94806	170(b)(1)(A)(vi)
\$300	Patricia Williams Executive Director The Hatlen Center for the Blind 2430 Rd 20, B#112 San Pablo, CA 94806	170(b)(1)(A)(vi)
\$500	Job Heintz Executive Director Himalayan Cataract Project PO Box 55 Waterbury, VT 05676	509(a)1
\$500	Gary Giacomone President Holyoke Lions Club Emergency Sight and Hearing Fund 23 Overlook Drive Easthampton, MA 01027	509(a)1
\$1,000	Jay Lugo Executive Director Idaho E Oregon Lions Sight and Hearing Foundation Inc 70 N Latah St. Boise, Idaho 83706	501©3
\$500	Katie Avery Development Director Idaho School for the Deaf and Blind Foundation 714 Main St Gooding, ID 83330	509(a)1
\$1,000	Revis & Emmy (Litke) Turner Director/Board Member Kids Count Too, Inc P O Box 5533 Twin Falls, ID 83301	509(a)2
\$500	Patty Dobbs Gross Executive Director North Star Foundation 20 Deerfield Lane Storrs, CT 06268	

THE GIBNEY FAMILY FOUNDATION, INC.

65-0286170

\$1,000	Keely Ames Development Coordinator University of New Hampshire Foundation Northeast Passage Hewitt Hall, 4 Library Way Durham, NH 03824	509(a)1
\$300	Ann Gallagher-Sagaas, Co-Director of Community Services Northeastern Association for the Blind at Albany 301 Washington Ave Albany, NY 12206	509(a)2
\$500	Valerie James Executive Director Ride for Joy Therapeutic Riding Program P.O. Box 140295 Boise, Idaho 83714	509(a)2
\$1,000	Mark Stodola President River of Dreams / Daring Adventures 2700 N 15th Avenue Phoenix, Arizona 85007	
\$500	Marti Wiser Executive Director Special Needs Adoptive Parent Services, Inc (SNAPS) 2399 South Orchard, Suite 102	170(b)(1)(A)(vi)
\$1,000	Tom Iselin Executive Director Sun Valley Adaptive Sports Program, Inc. P.O. Box 6791 Ketchum, ID 83340	509(a)2
\$500	Tamera Tanner Director The Straighter Way Foundation 1006 West 5000 South Palmyra, UT 84660	509(a)1
\$700	Tony Jepson Executive Director Utah Foundation for the Blind and Visually Impaired 2056 West Carriage Avenue Riverton, Utah 84065	509(a)2
\$1,000	Barbara Sheldon Executive Director Washington State School for the Blind Foundation 2214 East 13th Street Vancouver, WA 98661	509(a)1
\$746,072	Total grants & donations disbursed	
\$740,825	IRS required amount	
-\$5,247	amount left to be allocated	

In 2009 TGFF:

THE GIBNEY FAMILY FOUNDATION, INC.

65-0286170

*allocated __ grants and __ donations

*__ new Multi-Year Grants (1st yr of a multi yr)

*__ previously existing multi-year grants

*__% was allocated to the blind

THE GIBNEY FAMILY FOUNDATION, INC
65-0285170
2010 Tax Information Statement

Page 6 of 23

Recipient's Tax ID Number: XX-XXX6170

☐ Corrected

☐ 2nd TIN notice

Recipient's Name and Address:
THE GIBNEY FAMILY FOUNDATION
ATTN: MR FRANK A GIBNEY
1233 SHELburne RD STE 440
SOUTH BURLINGTON, VT 05403-7780

NORTHERN TRUST, NA
P.O. BOX 803878
CHICAGO, IL 60680

2010 Proceeds from Broker and Barter Exchange Transactions

Sales are listed at Gross Proceeds less commissions and option premiums.

Number of shares	CUSIP	Description	Date Acquired	Date of Sale	Stocks Bonds, etc.	Cost or other Basis	Net Gain or Loss	Federal Income Tax Withheld
Short Term Sales								
165 0000	031162100	AMGEN INC	VARIOUS	01/04/2010	9,513.94	10,014.98	-501.04	0.00
60 0000	469814107	JACOBS ENGR GROUP INC	02/10/2009	01/04/2010	2,290.89	2,485.60	-194.71	0.00
260 0000	126650100	CVS CORP	VARIOUS	01/08/2010	8,899.57	8,465.07	434.50	0.00
35.0000	302571104	FPL GROUP INC	03/03/2009	01/14/2010	1,751.22	1,556.63	194.59	0.00
100 0000	244199105	DEERE & CO	02/03/2009	01/15/2010	5,712.99	3,546.67	2,166.32	0.00
540 0000	00507V109	ACTIVISION BLIZZARD INC COM STK	VARIOUS	01/21/2010	5,698.98	6,422.64	-723.66	0.00
50 0000	760975102	RESEARCH IN MOTION LTD	VARIOUS	01/29/2010	3,262.07	3,621.30	-359.23	0.00
35 0000	35671D857	FREEPORT MCMORAN C & G CL B COM STK	04/24/2009	02/01/2010	2,493.39	1,432.60	1,060.79	0.00
505.0000	000375204	ABB LTD SPONSORED ADR	VARIOUS	02/09/2010	9,105.44	9,534.96	-429.52	0.00
140 0000	747525103	QUALCOMM INC	VARIOUS	02/09/2010	5,324.12	6,699.76	-1,375.64	0.00
250.0000	46625H100	J P MORGAN CHASE & CO	VARIOUS	02/16/2010	10,003.77	6,466.87	3,536.90	0.00
40 0000	071813109	BAXTER INTL INC	03/10/2009	02/17/2010	2,302.58	2,040.80	261.78	0.00
14 0000	12572Q105	CME GROUP INC	VARIOUS	02/23/2010	3,885.22	3,855.56	29.65	0.00
17 0000	12572Q105	CME GROUP INC	VARIOUS	02/24/2010	4,834.14	3,939.11	895.03	0.00
55 0000	931142103	WAL MART STORES INC	04/09/2009	03/26/2010	3,054.03	2,776.81	277.22	0.00
230 0000	345838106	FOREST LABS INC	VARIOUS	04/08/2010	6,665.94	7,325.64	-659.70	0.00

This is important tax information and is being furnished to you.

TEP10078-49 (02/11/10)

THE GIBNEY FAMILY FOUNDATION, INC
65-0286170
2010 Tax Information Statement

Page 8 of 23

Recipient's Tax ID Number: XX-XXX6170

☐ Corrected

☐ 2nd TIN notice

Recipient's Name and Address:
THE GIBNEY FAMILY FOUNDATION
ATTN: MR FRANK A GIBNEY
1233 SHELBURNE RD STE 440
SOUTH BURLINGTON, VT 05403-7780

NORTHERN TRUST, NA
P.O. BOX 803878
CHICAGO, IL 60680

Number of shares	CUSIP	Description	Date Acquired	Date of Sale	Stocks Bonds, etc.	Cost or other Basis	Net Gain or Loss	Federal Income Tax Withheld
215.0000	585055106	MEDTRONIC INC	VARIOUS	08/05/2010	8,126.86	9,374.78	-1,247.92	0.00
95.0000	655664100	NORDSTROM INC	VARIOUS	08/16/2010	2,890.88	3,691.68	-800.80	0.00
160.0000	74762E102	QUANTA SERVICES INC	VARIOUS	08/16/2010	2,994.49	3,319.99	-325.50	0.00
65.0000	820280105	SHAW GROUP INC	VARIOUS	08/16/2010	2,041.63	2,244.46	-202.83	0.00
65.0000	820280105	SHAW GROUP INC	05/21/2010	08/16/2010	2,037.63	2,132.70	-95.07	0.00
181.0000	74762E102	QUANTA SERVICES INC	VARIOUS	08/23/2010	3,401.06	3,479.58	-78.52	0.00
179.0000	74762E102	QUANTA SERVICES INC	VARIOUS	08/26/2010	3,227.16	3,259.76	-32.60	0.00
15.0000	09247X101	BLACKROCK INC CL A	04/01/2010	08/30/2010	2,130.57	3,119.73	-989.16	0.00
75.0000	867224107	SUNCOR ENERGY INC NEW COM STK	04/30/2010	09/01/2010	2,332.33	2,590.91	-258.58	0.00
210.0000	268648102	EMC CORP MASS	VARIOUS	09/07/2010	4,132.96	4,186.44	-53.48	0.00
50.0000	53217V109	LIFE TECHNOLOGIES CORP COM STK	VARIOUS	09/08/2010	2,270.74	2,595.47	-324.73	0.00
190.0000	550021109	LULULEMON ATHLETICA INC COM	VARIOUS	09/10/2010	7,534.29	6,769.23	765.06	0.00
70.0000	756577102	RED HAT INC	VARIOUS	09/23/2010	2,835.62	2,298.27	537.35	0.00
50.0000	428236103	HEWLETT PACKARD CO COM	11/18/2009	10/13/2010	2,098.68	2,528.76	-430.08	0.00
30.0000	315616102	F5 NETWORKS INC	VARIOUS	10/27/2010	3,441.64	2,468.97	972.66	0.00
110.0000	88579Y101	3M CO	05/26/2010	11/04/2010	9,594.85	8,842.43	752.42	0.00
145.0000	292505104	ENCANA CORP COM NPV	12/04/2009	11/08/2010	4,275.18	4,040.08	235.10	0.00
100.0000	64110D104	NETAPP INC COM STK	VARIOUS	11/17/2010	5,450.74	4,387.95	1,062.79	0.00
125.0000	31428X108	FEDEX CORP	VARIOUS	11/22/2010	10,895.50	10,455.19	439.31	0.00
50.0000	872540109	TJX COS INC NEW	04/14/2010	11/22/2010	2,301.49	2,309.38	-7.89	0.00

This is important tax information and is being furnished to you



08/21/2011 10:00 AM

THE GIBNEY FAMILY FOUNDATION, INC
65-0286170
2010 Tax Information Statement

Page 9 of 23

NORTHERN TRUST, NA
P.O. BOX 803878
CHICAGO, IL 60680

Recipient's Tax ID Number: XX-XXX6170

☐ Corrected

☐ 2nd TIN notice

Recipient's Name and Address:
THE GIBNEY FAMILY FOUNDATION
ATTN: MR FRANK A GIBNEY
1233 SHELburne RD STE 440
SOUTH BURLINGTON, VT 05403-7780

Number of shares	CUSIP	Description	Date Acquired	Date of Sale	Stocks Bonds, etc.	Cost or other Basis	Net Gain or Loss	Federal Income Tax Withheld
230 0000	872540109	TJX COS INC NEW	VARIOUS	12/07/2010	10,348 34	9,742 64	605 70	0 00
20 0000	315616102	F5 NETWORKS INC	VARIOUS	12/10/2010	2,800 45	1,516 35	1,284 10	0 00
53 0000	888339207	TITANIUM METALS CORP COM NEW...	08/04/2010	12/16/2010	913 22	1,058 11	-144.89	0 00
412 0000	888339207	TITANIUM METALS CORP COM NEW	VARIOUS	12/17/2010	7,297 75	8,027 88	-730 13	0 00
Total Short Term Sales					285,139 48	285,817.18	-677.73	0 00
Long Term 15% Sales								
145 0000	469814107	JACOBS ENGR GROUP INC	07/30/2003	01/04/2010	5,536 32	3,200 94	2,335 38	0 00
95 0000	302571104	FPL GROUP INC	VARIOUS	01/14/2010	4,753.31	3,341.56	1,411.75	0.00
40 0000	742718109	PROCTER & GAMBLE CO	05/01/2003	01/28/2010	2,496.03	1,771.00	725 03	0.00
115 0000	071813109	BAXTER INTL INC	VARIOUS	02/17/2010	6,619.91	6,226.15	393.76	0 00
180 0000	091797100	BLACK & DECKER CORP	05/07/2008	02/18/2010	12,824 68	12,343.59	481.09	0 00
85 0000	931142103	WAL MART STORES INC	VARIOUS	02/18/2010	4,520 29	4,313 84	206 45	0.00
300 0000	649445103	NEW YORK CMNTY BANCORP INC	VARIOUS	02/23/2010	4,653 04	4,835.79	-182.77	0 00
245 0000	025816109	AMERICAN EXPRESS CO	08/08/2008	03/03/2010	9,449.46	9,295 86	153.60	0 00
185 0000	458140100	INTEL CORP	03/06/2006	03/03/2010	3,809 43	3,773 10	36.33	0 00
30 0000	594918104	MICROSOFT CORP COM	10/13/2008	03/03/2010	853.36	725.28	128.08	0 00
265 0000	708160106	J C PENNEY INC	VARIOUS	03/03/2010	7,677.16	10,656.67	-2,979 51	0.00
45 0000	931142103	WAL MART STORES INC	10/15/2008	03/09/2010	2,442.57	2,258 03	184 54	0 00
12 0000	037833100	APPLE COMPUTER INC	02/03/2006	03/12/2010	2,711 43	860.76	1,850 67	0 00

This is important tax information and is being furnished to you

TEP:30706_04_1005 14:43:30

THE GIBNEY FAMILY FOUNDATION, INC
65-0286170
2010 Tax Information Statement

Page 10 of 23

Recipient's Tax ID Number: XX-XXX6170

☐ Corrected

☐ 2nd TIN notice

Recipient's Name and Address:
THE GIBNEY FAMILY FOUNDATION
ATTN: MR FRANK A GIBNEY
1233 SHELBURNE RD STE 440
SOUTH BURLINGTON, VT 05403-7780

NORTHERN TRUST, NA
P.O. BOX 803878
CHICAGO, IL 60680

Number of shares	CUSIP	Description	Date Acquired	Date of Sale	Stocks Bonds, etc.	Cost or other Basis	Net Gain or Loss	Federal Income Tax Withheld
12 0000	037833100	APPLE COMPUTER INC	02/03/2006	03/26/2010	2,760.33	860.76	1,899.57	0.00
80 0000	931142103	WAL MART STORES INC	VARIOUS	03/26/2010	4,442.22	3,895.24	546.98	0.00
39.0000	H01301102	ALCON INC	02/03/2006	03/26/2010	6,250.95	4,943.64	1,307.31	0.00
30 0000	H01301102	ALCON INC	02/03/2006	03/31/2010	4,838.25	3,802.80	1,035.45	0.00
65.0000	478160104	JOHNSON & JOHNSON	VARIOUS	04/01/2010	4,257.18	3,087.29	1,169.89	0.00
31 0000	H01301102	ALCON INC	02/03/2006	04/01/2010	5,002.06	3,929.56	1,072.50	0.00
57 0000	760975102	RESEARCH IN MOTION LTD	VARIOUS	04/09/2010	3,997.63	2,148.65	1,848.98	0.00
23.0000	760975102	RESEARCH IN MOTION LTD	02/23/2009	04/12/2010	1,616.47	858.24	758.23	0.00
65 0000	375558103	GILEAD SCIENCES INC	08/16/2006	04/13/2010	3,007.47	2,051.35	956.12	0.00
60 0000	61166W101	MONSANTO CO NEW	VARIOUS	04/13/2010	4,054.87	5,885.28	-1,830.43	0.00
40 0000	H8817H100	TRANSOCEAN LTD	VARIOUS	04/13/2010	3,385.54	5,103.17	-1,717.64	0.00
122.0000	91324P102	UNITEDHEALTH GROUP INC	VARIOUS	04/14/2010	3,810.62	3,559.04	251.58	0.00
17 0000	037833100	APPLE COMPUTER INC	04/20/2009	04/22/2010	4,509.00	2,046.17	2,462.83	0.00
4 0000	38259P508	GOOGLE INC CL A	10/05/2006	04/22/2010	2,178.77	1,663.77	515.00	0.00
45.0000	G2554F105	COVIDIEN PLC	08/08/2008	04/22/2010	2,208.11	2,314.01	-105.90	0.00
12.0000	09247X101	BLACKROCK INC CL A	VARIOUS	04/23/2010	2,526.29	1,844.88	681.41	0.00
65.0000	61945A107	MOSAIC CO COM	VARIOUS	04/23/2010	3,482.26	3,860.39	-378.13	0.00
35 0000	61166W101	MONSANTO CO NEW	11/21/2007	04/26/2010	2,292.51	3,111.79	819.28	0.00
106 0000	91324P102	UNITEDHEALTH GROUP INC	02/23/2009	04/27/2010	3,205.15	2,595.81	609.34	0.00
119 0000	H8817H100	TRANSOCEAN LTD	VARIOUS	04/29/2010	9,501.15	8,857.28	643.87	0.00

This is important tax information and is being furnished to you



TEMP 42, 1007 1544 00

THE GIBNEY FAMILY FOUNDATION, INC
65-0286170
2010 Tax Information Statement

Page 11 of 23

Recipient's Tax ID Number: XX-XXX6170

☐ Corrected

☐ 2nd TIN notice

Recipient's Name and Address:
THE GIBNEY FAMILY FOUNDATION
ATTN: MR FRANK A GIBNEY
1233 SHELburne RD STE 440
SOUTH BURLINGTON, VT 05403-7780

NORTHERN TRUST, NA
P.O. BOX 803878
CHICAGO, IL 60680

Number of shares	CUSIP	Description	Date Acquired	Date of Sale	Stocks Bonds, etc.	Cost or other Basis	Net Gain or Loss	Federal Income Tax Withheld
185 0000	61945A107	MOSAIC CO COM	VARIOUS	05/03/2010	9,423 04	8,843 45	579 59	0 00
100 0000	00724F101	ADOBE SYS INC	VARIOUS	05/07/2010	3,251 37	3,923 64	-672 27	0 00
21 0000	009158106	AIR PRODUCTS & CHEMICALS INC	VARIOUS	05/07/2010	1,512 85	1,761 69	-248 84	0 00
60 0000	088606108	BHP LTD SPONSORED ADR	VARIOUS	05/10/2010	4,228 66	4,718 39	-489 73	0 00
155 0000	594918104	MICROSOFT CORP COM	VARIOUS	05/27/2010	4,024 32	4,591 95	-567 63	0 00
285 0000	742718109	PROCTER & GAMBLE CO	03/02/2009	05/27/2010	17,305 34	13,500 22	3,805 12	0 00
10 0000	38259P508	GOOGLE INC CL A	10/05/2006	06/07/2010	4,934 56	4,159 42	775 14	0 00
15 0000	09247X101	BLACKROCK INC CL A	VARIOUS	06/08/2010	2,295 70	2,226 13	69 57	0 00
65 0000	375558103	GILEAD SCIENCES INC	08/16/2006	06/08/2010	2,165 43	2,051 35	114 08	0 00
145 0000	15135U109	CENOVUS ENERGY INC COM	06/02/2009	06/14/2010	4,176 31	4,002 25	174 06	0 00
160 0000	244199105	DEERE & CO	02/03/2009	06/14/2010	9,224 78	5,674 67	3,550 11	0 00
150 0000	375558103	GILEAD SCIENCES INC	08/16/2006	06/15/2010	5,247 23	4,733 89	513 34	0 00
110 0000	594918104	MICROSOFT CORP COM	02/03/2006	06/15/2010	2,861 07	3,037 10	-176 03	0 00
60 0000	594918104	MICROSOFT CORP COM	02/03/2006	06/15/2010	1,594 23	1,656 60	-62 37	0 00
135 0000	00724F101	ADOBE SYS INC	VARIOUS	06/24/2010	4,126 49	5,109 47	-982 98	0 00
225 0000	17275R102	CISCO SYS INC	VARIOUS	06/24/2010	5,094 86	5,416 28	-321 42	0 00
9 0000	38259P508	GOOGLE INC CL A	VARIOUS	06/24/2010	4,294 04	3,595 14	698 90	0 00
13 0000	57836Q104	MASTERCARD INC CL A	VARIOUS	06/24/2010	2,806 47	2,188 13	618 34	0 00
135 0000	68389X105	ORACLE CORPORATION	11/08/2007	06/24/2010	3,020 49	2,761 19	259 30	0 00
230 0000	59156R108	METLIFE INC	03/27/2009	06/29/2010	8,961 59	5,744 87	3,216 72	0 00

This is important tax information and is being furnished to you

THE GIBNEY FAMILY FOUNDATION, INC
65-0286170
2010 Tax Information Statement

Page 12 of 23

Recipient's Tax ID Number: XX-XXX6170

☐ Corrected

☐ 2nd TIN notice

Recipient's Name and Address:
THE GIBNEY FAMILY FOUNDATION
ATTN. MR FRANK A GIBNEY
1233 SHELburne RD STE 440
SOUTH BURLINGTON, VT 05403-7780

NORTHERN TRUST, NA
P O. BOX 803878
CHICAGO, IL 60680

Number of shares	CUSIP	Description	Date Acquired	Date of Sale	Stocks Bonds, etc.	Cost or other Basis	Net Gain or Loss	Federal Income Tax Withheld
150 0000	00724F101	ADOBE SYS INC	VARIOUS	07/01/2010	3,961.12	5,087.47	-1,126.35	0.00
12 0000	09247X101	BLACKROCK INC CL A	VARIOUS	07/01/2010	1,687.89	1,496.72	191.17	0.00
50 0000	637071101	NATIONAL-OILWELL INC	VARIOUS	07/01/2010	1,624.22	2,667.35	-1,043.13	0.00
150.0000	68385X105	ORACLE CORPORATION	VARIOUS	07/01/2010	3,216.94	2,673.66	543.28	0.00
110.0000	808513105	CHARLES SCHWAB CORP NEW	VARIOUS	07/01/2010	1,516.77	2,181.29	-664.52	0.00
.4200	35906A108	FRONTIER COMMUNICATIONS CORP COM	04/28/2005	07/02/2010	3.03	3.75	-0.72	0.00
75 0000	428236103	HEWLETT PACKARD CO COM	VARIOUS	07/07/2010	3,372.46	2,649.64	722.82	0.00
29 0000	459200101	INTL BUSINESS MACHINES CORP	06/17/2008	07/07/2010	3,682.45	3,651.09	31.36	0.00
134 0000	35906A108	FRONTIER COMMUNICATIONS CORP COM	VARIOUS	07/09/2010	982.08	1,161.64	-179.56	0.00
583.0000	808513105	CHARLES SCHWAB CORP NEW	VARIOUS	07/16/2010	8,871.71	10,377.06	-1,505.35	0.00
65.0000	G1151C101	ACCENTURE PLC SHS CL A NEW	10/19/2004	07/20/2010	2,491.22	1,575.60	915.62	0.00
55 0000	774341101	ROCKWELL COLLINS INC	VARIOUS	07/21/2010	2,979.43	3,560.16	-580.73	0.00
335 0000	708160106	J C PENNEY INC	VARIOUS	07/22/2010	8,249.67	9,405.08	-1,155.41	0.00
165.0000	478160104	JOHNSON & JOHNSON	12/10/1999	07/23/2010	9,452.96	7,782.22	1,670.74	0.00
165 0000	G1151C101	ACCENTURE PLC SHS CL A NEW	10/19/2004	07/23/2010	6,597.68	3,999.60	2,598.08	0.00
1520.0000	013817101	ALCOA INC	VARIOUS	07/27/2010	17,025.38	16,368.51	656.87	0.00
410 0000	649445103	NEW YORK CMNTY BANCORP INC	VARIOUS	07/27/2010	7,134.50	6,941.13	193.37	0.00
20.0000	156782104	CERNER CORP	07/27/2009	07/29/2010	1,528.38	1,295.76	232.62	0.00
135 0000	292505104	ENCANA CORP COM NPV	06/02/2009	08/03/2010	4,173.21	4,038.30	134.91	0.00

This is important tax information and is being furnished to you



THE GIBNEY FAMILY FOUNDATION, INC
65-0286170
2010 Tax Information Statement

Page 13 of 23

Recipient's Tax ID Number: XX-XXX6170

☐ Corrected

☐ 2nd TIN notice

Recipient's Name and Address:
THE GIBNEY FAMILY FOUNDATION
ATTN: MR FRANK A GIBNEY
1233 SHELburne RD STE 440
SOUTH BURLINGTON, VT 05403-7780

NORTHERN TRUST, NA
P O. BOX 803878
CHICAGO, IL 60680

Number of shares	CUSIP	Description	Date Acquired	Date of Sale	Stocks Bonds, etc.	Cost or other Basis	Net Gain or Loss	Federal Income Tax Withheld
14 0000	57636Q104	MASTERCARD INC CL A	VARIOUS	08/03/2010	2,818.10	2,322.33	495.77	0.00
65 0000	G2554F105	COVIDIEN PLC	VARIOUS	08/05/2010	2,474.37	3,201.28	-726.91	0.00
30 0000	742718109	PROCTER & GAMBLE CO	05/01/2003	08/10/2010	1,829.18	1,328.25	500.93	0.00
155 0000	742718109	PROCTER & GAMBLE CO	05/01/2003	08/12/2010	9,310.29	6,862.62	2,447.67	0.00
60 0000	428236103	HEWLETT PACKARD CO COM	05/18/2006	08/16/2010	2,433.60	1,974.78	458.82	0.00
180 0000	17275R102	CISCO SYS INC	VARIOUS	08/18/2010	4,037.33	3,925.26	112.07	0.00
145 0000	594918104	MICROSOFT CORP COM	02/03/2006	08/23/2010	3,538.30	4,003.45	-465.15	0.00
80 0000	020002101	ALLSTATE CORP	01/24/2008	08/25/2010	2,207.56	4,165.92	-1,958.36	0.00
190.0000	020002101	ALLSTATE CORP	VARIOUS	08/25/2010	5,215.62	9,295.78	-4,080.16	0.00
1281 0000	294821608	ERICSSON L M TEL CO ADR CL B	VARIOUS	08/25/2010	12,490.31	13,925.94	-1,435.63	0.00
555 0000	364760108	GAP INC COM	12/10/2008	08/25/2010	9,317.29	7,592.12	1,725.17	0.00
710.0000	369604103	GENERAL ELECTRIC CO	VARIOUS	08/25/2010	10,215.51	24,331.80	-14,116.29	0.00
325 0000	416515104	HARTFORD FINL SVCS GROUP INC	VARIOUS	08/25/2010	6,250.23	20,933.65	-14,683.42	0.00
876 0000	443683107	HUDSON CITY BANCORP	03/27/2009	08/25/2010	10,140.49	10,545.29	-404.80	0.00
264 0000	294821608	ERICSSON L M TEL CO ADR CL B	VARIOUS	08/26/2010	2,579.35	2,878.95	-299.60	0.00
4 0000	443683107	HUDSON CITY BANCORP	03/27/2009	08/26/2010	46.52	48.15	-1.63	0.00
28.0000	09247X101	BLACKROCK INC CL A	VARIOUS	08/30/2010	3,977.06	3,228.75	748.31	0.00
155 0000	68389X105	ORACLE CORPORATION	VARIOUS	09/01/2010	3,475.95	2,315.93	1,160.02	0.00
135 0000	68389X105	ORACLE CORPORATION	07/05/2006	09/07/2010	3,311.71	1,981.80	1,329.91	0.00
150 0000	17275R102	CISCO SYS INC	02/03/2006	09/08/2010	3,107.74	2,709.00	398.74	0.00

This is important tax information and is being furnished to you.

THE GIBNEY FAMILY FOUNDATION, INC
65-0286170
2010 Tax Information Statement

Page 14 of 23

Recipient's Tax ID Number: XX-XXX6170

☐ Corrected

☐ 2nd TIN notice

Recipient's Name and Address:
THE GIBNEY FAMILY FOUNDATION
ATTN: MR FRANK A GIBNEY
1233 SHELBURNE RD STE 440
SOUTH BURLINGTON, VT 05403-7780

NORTHERN TRUST, NA
P O BOX 803878
CHICAGO, IL 60680

Number of shares	CUSIP	Description	Date Acquired	Date of Sale	Stocks Bonds, etc.	Cost or other Basis	Net Gain or Loss	Federal Income Tax Withheld
8 0000	38259P508	GOOGLE INC CL A	02/03/2006	09/08/2010	3,747.75	3,055.72	692.03	0.00
40.0000	22160K105	COSTCO WHSL CORP NEW	07/25/2008	10/07/2010	2,600.32	2,496.95	103.37	0.00
250 0000	437076102	HOME DEPOT INC	VARIOUS	10/08/2010	7,945.40	9,779.61	-1,834.21	0.00
30 0000	539830109	LOCKHEED MARTIN CORP	02/20/2009	10/12/2010	2,099.84	2,331.29	-231.45	0.00
175 0000	428236103	HEWLETT PACKARD CO COM	VARIOUS	10/13/2010	7,345.36	5,662.81	1,682.55	0.00
12.0000	46120E602	INTUITIVE SURGICAL INC COM NEW STK	VARIOUS	10/14/2010	3,282.91	3,067.97	214.94	0.00
180 0000	929160109	VULCAN MATERIALS CO	VARIOUS	10/14/2010	6,537.59	8,785.84	-2,248.25	0.00
720 0000	110122108	BRISTOL MYERS SQUIBB CO	10/19/2004	10/19/2010	19,372.49	16,889.83	2,482.66	0.00
164 0000	580645109	MCGRAW HILL COMPANIES INC	VARIOUS	11/01/2010	6,125.15	6,264.90	-139.75	0.00
11.0000	580645109	MCGRAW HILL COMPANIES INC	03/26/2008	11/01/2010	415.04	420.59	-5.55	0.00
150 0000	054303102	AVON PRODS INC	VARIOUS	11/05/2010	4,426.56	4,114.42	312.14	0.00
165 0000	292505104	ENCANA CORP COM NPV	VARIOUS	11/08/2010	4,864.86	4,415.34	449.53	0.00
55.0000	002824100	ABBOTT LABORATORIES	04/17/2007	11/18/2010	2,602.56	3,256.00	-653.44	0.00
185.0000	054303102	AVON PRODS INC	VARIOUS	11/18/2010	5,432.40	4,830.96	601.44	0.00
140 0000	17275R102	CISCO SYS INC	02/03/2006	11/18/2010	2,735.14	2,528.40	206.74	0.00
12 0000	46120E602	INTUITIVE SURGICAL INC COM NEW STK	VARIOUS	11/18/2010	3,169.68	3,043.96	125.72	0.00
205 0000	171232101	CHUBB CORP	08/02/2009	11/19/2010	11,768.52	8,400.25	3,368.27	0.00
75 0000	64110D104	NETAPP INC COM STK	VARIOUS	12/20/2010	4,128.49	2,510.22	1,618.27	0.00
60 0000	002824100	ABBOTT LABORATORIES	VARIOUS	12/29/2010	2,847.07	3,541.84	-694.79	0.00
Total Long Term 15% Sales					534,997.39	529,601.50	5,395.83	0.00

This is important tax information and is being furnished to you.

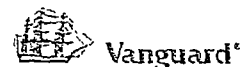


10/13/2010 4:10:19 PM

65-0286170

JSA
0F0970 2 000

THE GIBNEY FAMILY FOUNDATION, INC
65-0286170



Asset Management Services > 800-557-5163

www.vanguard.com

December 31, 2010, year-to-date statement

Third party copy

gain on sale \$287,779.12

GIBNEY FAMILY FOUNDATION

2010 AVERAGE COST SUMMARY-Single Category Method

This summary is not a tax document, and information is not reported to the IRS. Vanguard provides cost-basis information using the Average Cost Single Category method. You may want to consult a tax advisor to determine if this method is appropriate for you. Once you select the Average Cost Single Category method, you are not permitted to make changes without IRS approval. See IRS Publication 564 (Mutual Fund Distributions) and IRS Publication 550 (Investment Income and Expenses) for more information.

Strategic Equity Fund 0114-09957134936

Holding Period	Date Sold	Shares Sold	Withdrawal Proceeds	Average Cost Basis	Total Gain or Loss	Disallowed Loss Amount	Total Gain or Allowable Loss
Short term	10/22	0.000	\$0.00	\$0.00	\$0.00	\$0.00	\$0.00
Long term	10/22	9,729.888	165,700.00	165,396.42	303.58	0.00	303.58

Explorer Fund Admiral 5024-09957134936

Holding Period	Date Sold	Shares Sold	Withdrawal Proceeds	Average Cost Basis	Total Gain or Loss	Disallowed Loss Amount	Total Gain or Allowable Loss
Short term	10/22	0.000	\$0.00	\$0.00	\$0.00	\$0.00	\$0.00
Long term	10/22	2,866.273	174,900.00	163,522.59	11,377.41	0.00	11,377.41

Total Intl Stock Ix Inv 0113-09957134936

Holding Period	Date Sold	Shares Sold	Withdrawal Proceeds	Average Cost Basis	Total Gain or Loss	Disallowed Loss Amount	Total Gain or Allowable Loss
Short term	10/22	0.000	\$0.00	\$0.00	\$0.00	\$0.00	\$0.00
Long term	10/22	24,810.045	385,300.00	255,734.50	129,565.50	0.00	129,565.50

For your convenience, you may also access average cost information for both realized and unrealized gains and losses for your eligible Vanguard nonretirement account at www.vanguard.com

THE GIBNEY FAMILY FOUNDATION, INC
65-0286170



Asset Management Services > 800 667-5163

www.vanguard.com

December 31, 2010, year-to-date statement

Third party copy

GIBNEY FAMILY FOUNDATION

Total Stock Mkt Idx Adm 0585-09957134936

Holding Period	Date Sold	Shares Sold	Withdrawal Proceeds	Average Cost Basis	Total Gain or Loss	Disallowed Loss Amount	Total Gain or Allowable Loss
Short term	10/22	0 000	\$0 00	\$0 00	\$0 00	\$0 00	\$0 00
Long term	10/22	30,451 000	898 000 00	767 069 83	130,930 17	0 00	130 930 17

U S Growth Fund Admiral 0523-09957134936

Holding Period	Date Sold	Shares Sold	Withdrawal Proceeds	Average Cost Basis	Total Gain or Loss	Disallowed Loss Amount	Total Gain or Allowable Loss
Short term	10/22	0 000	\$0 00	\$0 00	\$0 00	\$0 00	\$0 00
Long term	10/22	5,300 385	233,800 00	715,128 65	18,571 15	0 00	18 571 15

Windsor II Fund Adm 0573-09957134936

Holding Period	Date Sold	Shares Sold	Withdrawal Proceeds	Average Cost Basis	Total Gain or Loss	Disallowed Loss Amount	Total Gain or Allowable Loss
Short term	10/22	0 000	\$0 00	\$0 00	\$0 00	\$0 00	\$0 00
Long term	10/22	5,645 944	244,300 00	271,521 92	(27,221 92)	0 00	(27,221 92)

Inter-Term Invest-Gr Adm 0571-09957134936

Holding Period	Date Sold	Shares Sold	Withdrawal Proceeds	Average Cost Basis	Total Gain or Loss	Disallowed Loss Amount	Total Gain or Allowable Loss
Short term	10/22	0 000	\$0 00	\$0 00	\$0 00	\$0 00	\$0 00
Long term	10/22	31,371 045	327,200 00	304,503 05	22,696 95	0 00	22,696 95

THE GIBNEY FAMILY FOUNDATION, INC
65-0286170



Asset Management Services > 800-367-5163

www.vanguard.com

December 31, 2010, year-to-date statement

Third party copy

GIBNEY FAMILY FOUNDATION

Short-Term Invest-Gr Adm 0539-09957134936

Holding Period	Date Sold	Shares Sold	Withdrawal Proceeds	Average Cost Basis	Total Gain or Loss	Disallowed Loss Amount	Total Gain or Allowable Loss
Short-term	01/25	0 000	\$0 00	\$0 00	\$0 00	\$0 00	\$0 00
Long term	01/25	620 370	6 531 75	6 590 81	40 54	0 00	40 54
Short-term	04/26	0 000	\$0 00	\$0 00	\$0 00	\$0 00	\$0 00
Long-term	04/26	635 504	6 912 60	6 752 04	60 56	0 00	60 56
Short-term	07/25	0 000	\$0 00	\$0 00	\$0 00	\$0 00	\$0 00
Long-term	07/25	59 658	6 406 62	6 320 65	85 95	0 00	85 95
Short-term	10/22	0 000	\$0 00	\$0 00	\$0 00	\$0 00	\$0 00
Long-term	10/22	4 205 693	45 630 00	44 655 58	1,104 42	0 00	1,104 42
Short-term	10/25	0 000	\$0 00	\$0 00	\$0 00	\$0 00	\$0 00
Long-term	10/25	326 045	6,517 63	6,653 23	164 40	0 00	164 40

Short-Term Invest-Gr Adm Transaction Total

Short-term	Various	0 000	\$0 00	\$0 00	\$0 00	\$0 00	\$0 00
Long term	Various	6,682 470	72,468 60	71,012 32	1,456 28	0 00	1,456 28

Apr 11 2011 02:48pm P. 3
NO. 0176

THE GIBNEY FAMILY FOUNDATION, INC
65-0285170

charles SCHWAB
INSTITUTIONAL

Schwab One® Account of
GIBNEY FAMILY FOUNDATION

Report Period
October 21 - December 31,
2010

2010 Year-End Schwab Gain/Loss Report

Realized Gain or (Loss)		Accounting Method Mutual Funds: Average All Other Investments: First In First Out (FIFO)				
Short-Term	Quantity/Per	Acquired/ Opened	Sold/ Closed	Total Proceeds	Cost Basis	Realized Gain or (Loss)
ISHARES TR BARCLAYS BOND BARCLAYS 7-10 YEAR TREASURY BON: IEF	2,003.0000	11/04/10	11/18/10	\$194,127.48	\$189,868.44	(\$5,840.86)
Security Subtotal				\$194,127.48	\$189,868.44	(\$5,840.86)
PIMCO EXCH TRADED FUND ENHANCED SHORT MATURITY STRATEGY FUN: MINT	1,881.0000	11/18/10	12/08/10	\$189,189.85	\$190,206.72	(\$1,016.87)
Security Subtotal				\$189,189.85	\$190,206.72	(\$1,016.87)
Total Short-Term				\$383,317.33	\$390,175.16	(\$6,857.83)
Total Realized Gain or (Loss)				\$383,317.33	\$390,175.16	(\$6,857.83)

Schwab has provided realized gain and loss information wherever possible for most investments. Cost basis data may be incomplete or unavailable for some of your holdings. See Terms and Conditions.

Option Customers: Realized gain/loss of underlying securities is adjusted to reflect the premiums of assigned or exercised options. Please consult IRS publication 550, Investment Income and Expenses, for additional information on Options.

Received:
APR. 11. 2011 11:41AM

Page 2 of 4

001A1001-010323 1283700

© 2010 Charles Schwab & Co., Inc. All rights reserved. Member SIPC. Schwab Institutional is a division of Charles Schwab & Co., Inc. ("Schwab") and provides brokerage, custody, bank, and other services to independent investment advisors. This report is furnished solely for your account at Schwab. Except as noted in this report's Terms and Conditions, investment advice herein shall not be construed as an offer or recommendation of Schwab. Please see Terms and Conditions.

SIPC

Account Statement

THE GIBNEY FAMILY FOUNDATION, INC
December 1, 2010 - December 31, 2010

Account Number 23-36894
GIBNEY FAM FDN - LG CAP GROWTH

Portfolio Details

	Market Price	Shares	Market Value	Cost	Unrealized Gain/(Loss)	Accrual	Estimated Annual Income	Yield	% of Assets
Equity Securities - Large Cap									
ABBOTT LABORATORIES, COMMON STOCK, NO PAR (ABT)	\$47.910	230.00	\$11,019.30	\$12,110.22	(\$1,090.92)		\$404.80	3.7%	1.0%
AIR PRODUCTS AND CHEMICALS, INC., COMMON STOCK, \$1 PAR (APD)	90.950	117.00	10,641.15	8,664.15	1,977.00	57.33	229.32	2.2%	1.0%
AMAZON COM INC COM (AMZN)	180.000	165.00	29,700.00	14,021.92	15,678.08				2.7%
AMERICAN EXPRESS CO., COMMON STOCK, \$60 PAR (AXP)	42.920	480.00	20,601.60	21,159.61	(558.01)		345.60	1.7%	1.9%
AMERICAN TOWER CORP CL A (AMT)	51.640	215.00	11,102.60	10,997.70	104.90				1.0%
APACHE CORP., COMMON STOCK, \$1.25 PAR (APA)	119.230	149.00	17,765.27	10,837.40	6,927.87		89.40	0.5%	1.6%
APPLE INC COM STK (AAPL)	322.560	180.00	58,060.80	14,894.90	43,165.90				5.3%
BOEING CO COM (BA)	65.260	325.00	21,209.50	20,488.53	720.97		546.00	2.6%	1.9%
CELGENE CORP COM (CELG)	59.140	210.00	12,419.40	10,694.09	1,725.31				1.1%
CISCO SYSTEMS INC COMMON STOCK (CSCO)	20.230	530.00	10,721.90	9,102.88	1,619.02				1.0%
CITRIX SYS INC COMMON STOCK (CTXS)	68.410	465.00	31,810.65	22,741.37	9,069.28				2.9%
COGNIZANT TECHNOLOGY SOLUTIONS CORP CL A CL A (CTSH)	73.290	345.00	25,285.05	15,874.20	9,410.85				2.3%
COSTCO WHOLESALE CORP NEW COM (COST)	72.210	150.00	10,831.50	6,870.81	3,960.69		123.00	1.1%	1.0%
COVIDIEN PLC USD0.20 (COV)	45.660	240.00	10,958.40	10,150.63	807.77		192.00	1.8%	1.0%

Continued on next page.



THE GIBNEY FAMILY FOUNDATION, INC
65-0286170



Account Statement

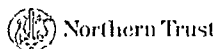
December 1, 2010 - December 31, 2010

Account Number 23-36894
GIBNEY FAM FDN - LG CAP GROWTH

Portfolio Details (continued)

	Market Price	Shares	Market Value	Cost	Unrealized Gain/(Loss)	Accrual	Estimated Annual Income	Yield	% of Assets
CUMMINS INC (CMI)	110.010	225.00	24,752.25	12,395.14	12,357.11		236.25	1.0%	2.3%
DANAHER CORP. COMMON STOCK \$01 PAR (DHR)	47.170	410.00	19,339.70	14,850.20	4,489.50	8.20	32.80	0.2%	1.8%
DEPT & CO. COMMON STOCK \$1 PAR (DE)	83.050	295.00	24,499.75	19,066.92	5,432.83	103.25	413.00	1.7%	2.2%
ECOLAB INC COMMON STOCK (ECL)	50.420	220.00	11,092.40	9,929.32	2,163.08	38.50	154.00	1.4%	0%
EMC CORP COM (EMC)	22.920	850.00	19,465.00	6,023.14	3,441.86				1.8%
EXXON MOBIL CORP COM (XOM)	73.120	150.00	10,968.00	8,628.13	2,139.87		264.00	2.4%	1.0%
EXXON MOBIL CORP COM (XOM)	73.120	83.00	6,065.20	5,259.37	805.83		149.00	2.4%	0.6%
FREEPORT-MCMORAN COPPER & GOLD INC (FCX)	120.090	160.00	19,214.40	7,753.67	11,460.73		320.00	1.7%	1.8%
FS NETWORKS INC COMMON STK (FNI)	130.160	70.00	9,111.20	4,745.41	4,365.79				0.8%
GOOGLE INC CL A (GOOG)	593.970	52.00	30,886.44	22,242.21	8,644.23				2.8%
INTERNATIONAL BUSINESS MACHS CORP COM (IBM)	146.760	152.00	22,307.52	14,688.31	7,619.21		395.20	1.8%	2.0%
IRIDIUM SURGICAL INC COM NEW STK (IRSC)	257.750	43.00	11,083.25	12,474.51	(1,391.26)				1.0%
JOHNSON & JOHNSON COMMON STOCK \$2.50 PAR (JNJ)	38.220	675.00	25,785.00	19,381.10	6,403.90	108.00	432.00	1.7%	2.4%
UNIPER NETWORKS INC COM (UNPP)	36.920	470.00	17,352.40	3,569.67	3,782.73				1.6%
MASTERCARD INC CL A (MA)	224.110	70.00	15,687.70	11,170.72	4,516.98		42.00	0.3%	1.4%
MC DONALDS CORP COMMON STOCK NO PAR (MCD)	76.700	300.00	23,028.00	12,745.42	10,282.58		732.00	3.2%	2.1%

Continued on next page.



Account Statement

THE GIBNEY FAMILY FOUNDATION, INC
65-0286170
December 1, 2010 - December 31, 2010

Account Number 23-36894
GIBNEY FAM FDN - LG CAP GROWTH

Portfolio Details (continued)

	Market Price	Shares	Market Value	Cost	Unrealized Gain/(Loss)	Accrual	Estimated Annual Income	Yield	% of Assets
MICROSOFT CORP COM (MSFT)	27.920	370.00	10,330.40	10,067.74	262.66		236.80	2.3%	0.9%
NATIONAL OILWELL VARCO COM STK (NOV)	67.250	345.00	23,201.25	13,594.05	9,607.20		151.80	0.7%	2.1%
NETAPP INC COM STK (NTAP)	54.960	350.00	19,236.00	12,770.92	6,465.08				1.8%
NIKE INC CL B CL B (NKE)	85.420	295.00	25,198.90	11,933.97	13,264.93		365.80	1.5%	2.3%
ORACLE CORPORATION COM (ORCL)	31.300	305.00	9,546.50	4,477.40	5,069.10		61.00	0.6%	0.9%
PEPSICO INC COM (PEP)	65.330	320.00	20,905.60	15,840.46	5,065.14	153.60	614.40	2.9%	1.9%
PRECISION CASTPARTS CORP COM (PCP)	139.210	76.00	10,579.96	9,233.40	1,346.56	2.28	9.12	0.1%	1.0%
PRICELINE COM INC COM NEW STK (PCLM)	399.550	8.00	3,196.40	3,161.27	35.13				0.3%
QUALCOMM INC COM (QCOM)	49.490	495.00	24,497.55	21,285.04	3,212.51		376.20	1.5%	2.2%
SALESFORCE COM INC COM STK (CRM)	132.000	125.00	16,500.00	8,724.99	7,775.01				1.5%
SCHLUMBERGER LTD COM COM (SLB)	83.500	385.00	32,147.50	18,232.02	13,915.48	80.85	323.40	1.0%	2.9%
STARBUCKS CORP COM (SBUX)	32.130	565.00	18,153.45	14,191.57	3,961.88		293.80	1.6%	1.7%
SYSCO CORP. COMMON STOCK \$1 PAR (SYN)	29.400	580.00	17,052.00	15,005.46	2,046.54		603.20	3.5%	1.6%
UNITED TECHNOLOGIES CORP COM (UTX)	78.720	185.00	14,563.20	9,528.50	5,034.70		314.50	2.2%	1.3%
WALT DISNEY CO (DIS)	37.510	505.00	18,942.55	14,644.15	4,298.40	202.00	202.00	1.1%	1.7%
Total Large Cap			\$836,966.59	\$575,442.59	\$261,524.00	\$754.01	\$8,452.99	1.0%	76.5%
Equity Securities - Mid Cap									
ACME PACKET INC COM STOCK (APKT)	\$53.160	100.00	\$5,316.00	\$5,369.72	(\$53.72)				0.5%

Continued on next page.

THE GIBNEY FAMILY FOUNDATION, INC
65-0286170

Account Statement

December 1, 2010 - December 31, 2010

Account Number 23-36894
GIBNEY FAMILION - LG CAP GROWTH

Portfolio Details (continued)

	Market Price	Shares	Market Value	Cost	Unrealized Gain/(Loss)	Accrual	Estimated Annual Income	Yield	% of Assets
ALEXION PHARMACEUTICALS INC COM (ALXN)	80.550	155.00	12,485.25	8,150.88	4,334.37				1.1%
AMGEN INC COMMON STOCK (AMGN)	38.200	320.00	12,224.00	9,774.93	2,449.07				1.1%
CORNER COOP COM (CORN)	94.740	175.00	16,579.50	11,909.90	4,669.60				1.5%
COCHIL LABORATORIES INC CL A COM STK (COCH)	66.700	150.00	10,005.00	9,734.83	270.17				0.9%
GREEN MOUNTAIN COFFEE ROASTERS (GMCR)	32.860	345.00	11,336.70	11,853.24	(516.54)				1.0%
INTERCONTINENTAL EXCHANGE INC COM (ICE)	119.150	138.00	16,442.70	14,837.84	1,604.86				1.5%
KANSAS CITY SOUTHERN (KSU)	47.960	328.00	15,695.08	12,360.71	3,334.37		104.90	0.7%	1.4%
THE TECHNOLOGIES CORP COM STK (TECH)	55.000	215.00	11,932.50	10,667.43	1,265.07				1.5%
NORSTROM INC COMMON STOCK NO P&P (NOR)	42.350	220.00	9,323.00	8,411.67	911.33		176.00	1.9%	0.9%
PEDERSEN INC COM (PEDI)	45.650	230.00	10,499.50	7,069.61	3,430.89				1.0%
PRIMECLIX TECHNOLOGY INC COM (PRMX)	35.170	325.00	11,430.25	8,719.85	2,710.40				1.0%
POCKWILL COLLINS INC COM (COL)	58.260	165.00	9,612.90	8,337.58	1,275.32		158.40	1.6%	0.9%
EPADATA CORP OFL COM STK (EPD)	41.160	340.00	13,994.40	13,324.32	670.08				1.3%
TIFFANY & CO COMMON STOCK (TIF)	62.270	360.00	22,417.20	17,253.42	5,163.78	90.00	360.00	1.6%	2.0%
WINDLE FOODS REFINED COM (WIND)	50.590	330.00	16,694.70	12,124.72	4,569.98		33.00	0.2%	1.5%
Total Mid Cap			\$205,992.28	\$169,899.70	\$36,092.58	\$90.00	\$832.36	0.4%	18.8%

Continued on next page.

Account Statement

THE GIBNEY FAMILY FOUNDATION, INC.
December 1, 2010 - December 31, 2010

Account Number 23-36894
GIBNEY FAM FDN - LG CAP GROWTH

Portfolio Details (continued)

	Market Price	Shares	Market Value	Cost	Unrealized Gain/(Loss)	Accrual	Estimated Annual Income	Yield	% of Assets
Equity Securities - International Developed									
BHP BILLITON LTD SPONSORED ADR (BHP)	\$92.920	160.00	\$14,867.20	\$10,865.41	\$4,001.79		\$262.40	1.8%	1.4%
Total Australia - USD			\$14,867.20	\$10,865.41	\$4,001.79		\$262.40	1.8%	1.4%
SUNCOR ENERGY INC NEW COM STK (SU)	38.290	305.00	11,678.45	10,387.99	1,290.46		120.78	1.0%	1.1%
TALISMAN ENERGY INC COM (TLM)	22.190	660.00	14,645.40	7,011.01	7,634.39		165.66	1.1%	1.3%
Total Canada - USD			\$26,323.85	\$17,399.00	\$8,924.85		\$286.44	1.1%	2.4%
Total International Developed			\$41,191.05	\$28,264.41	\$12,926.64		\$548.84	1.3%	3.8%
Equity Securities - International Emerging									
TEVA PHARMACEUTICAL INDS (TEVA)	\$52.130	185.00	\$9,644.05	\$9,668.70	(\$24.65)		\$70.01	0.7%	0.9%
Total Israel - USD			\$9,644.05	\$9,668.70	(\$24.65)		\$70.01	0.7%	0.9%
Total International Emerging			\$9,644.05	\$9,668.70	(\$24.65)		\$70.01	0.7%	0.9%
Total Equity Securities			\$1,093,793.97	\$783,275.40	\$310,518.57	\$844.01	\$10,104.20	0.9%	100.0%
Cash and Short Term Investments - Cash									
Available cash balances are invested daily in MFB NORTHERN FDS MONEY MKT FD MONEY MARKET FUND.									
CASH	\$1.000	20,947.33	\$20,947.33	\$20,947.33	\$0.00	\$0.47	\$6.29	0.0%	

Continued on next page.



THE GIBNEY FAMILY FOUNDATION, INC
65-0286170



Account Statement

December 1, 2010 - December 31, 2010

Account Number 23-36894
GIBNEY FAM FDN - LG CAP GROWTH

Portfolio Details (continued)

	Market Price	Market Value	Cost	Unrealized Gain/(Loss)	Accrual	Estimated Annual Income	Yield/ YTM	% of Assets
Total Cash		\$20,947.33	\$20,947.33	\$0.00	\$0.47	\$6.29	0.0%	
Total Cash and Short Term Investments		\$20,947.33	\$20,947.33	\$0.00	\$0.47	\$6.29	0.0%	
Net Unsettled Trades (see Activity Details)		(\$10,440.80)	(\$10,440.80)					
Total Portfolio		\$1,104,300.50	\$793,781.93	\$310,518.57	\$844.48	\$10,110.49	0.9%	
Total Accrual					\$844.48			
Total Value		\$1,105,144.98						



Account Statement

THE GIBNEY FAMILY FOUNDATION, INC
65-0286170
December 1, 2010 - December 31, 2010

Account Number 23-36930
GIBNEY FAMILY FDN - NTVI

Portfolio Details

	Market Price	Shares	Market Value	Cost	Unrealized Gain/(Loss)	Accrual	Estimated Annual Income	Yield	% of Assets
Equity Securities - Large Cap									
ALLSTATE CORP COMMON STOCK (ALL)	\$31.880	650.00	\$20,722.00	\$15,689.20	\$5,032.80	\$130.00	\$520.00	2.5%	2.0%
AMERICAN EXPRESS CO. COMMON STOCK, \$60 PAR (AXP)	42.920	555.00	23,820.60	18,801.32	5,019.28		399.60	1.7%	2.3%
ANALOG DEVICES, INC., COMMON STOCK, \$.16 2/3 PAR (ADI)	37.670	670.00	25,238.90	20,344.08	4,894.82		589.60	2.3%	2.4%
APPLIED MATERIALS, INC., COMMON STOCK, \$.01 PAR (AMAT)	14.050	1,275.00	17,913.75	13,460.81	4,452.94		357.00	2.0%	1.7%
ARCELORMITTAL SA LUXEMBOURG N.Y. REGISTRY SHS (MT)	38.130	430.00	16,395.90	14,353.19	2,042.71		273.91	1.7%	1.6%
AT&T INC COM (T)	29.380	932.00	27,382.16	24,335.48	3,046.68		1,603.04	5.9%	2.6%
BAKER HUGHES INC., COMMON STOCK (BHI)	57.170	630.00	36,017.10	19,501.04	16,516.06		378.00	1.1%	3.5%
BANK NEW YORK MELLON CORP COM STK (BK)	30.200	800.00	24,160.00	21,180.22	2,979.78		288.00	1.2%	2.3%
BAXTER INTL INC COMMON STOCK (BAX)	50.620	445.00	22,525.90	18,333.91	4,191.99	137.95	551.80	2.5%	2.2%
BB&T CORP COM (BBT)	26.290	1,145.00	30,102.05	31,068.45	(966.40)		687.00	2.3%	2.9%
BLACKROCK INC COM STK (BLK)	190.580	117.00	22,297.86	18,702.22	3,595.64		468.00	2.1%	2.1%
BOEING CO COM (BA)	65.260	465.00	30,345.90	27,490.54	2,855.36		781.20	2.6%	2.9%
CHEVRON CORP COM (CVX)	91.250	380.00	34,675.00	25,749.84	8,925.16		1,094.40	3.2%	3.3%
COCA COLA CO COM (KO)	65.770	180.00	11,838.60	8,379.21	3,459.39		316.80	2.7%	1.1%
CONOCOPHILLIPS COM (COP)	68.100	260.00	17,706.00	14,211.37	3,494.63		572.00	3.2%	1.7%

Continued on next page.

THE GIBNEY FAMILY FOUNDATION, INC
65-0286170

Account Statement

December 1, 2010 - December 31, 2010

Account Number 23-36930
GIBNEY FAMILY FDN - NTFI

Portfolio Details (continued)

	Market Price	Shares	Market Value	Cost	Unrealized Gain/(Loss)	Accrual	Estimated Annual Income	Yield	% of Assets
DOW CHEMICAL CO CORP (DOW)	34.140	865.00	29,531.10	27,650.61	1,880.49	129.75	519.00	1.8%	2.8%
XYXON MOBILE CORP COM (XYX)	73.120	465.00	34,000.80	31,984.52	2,116.28		818.40	2.4%	3.3%
GENERAL ELECTRIC CO (GE)	18.290	1,350.00	24,691.50	23,142.56	1,548.94	189.00	756.00	3.1%	2.4%
GOLDMAN SACHS GROUP INC (GS)	165.160	130.00	21,460.80	11,227.55	10,233.25		182.00	0.8%	2.5%
HOME DEPOT INC. COMMON STOCK \$10 PAR (HD)	25.060	620.00	15,737.20	20,303.54	(4,566.34)		585.90	2.7%	2.5%
IBM CORP COM (IBM)	21.030	1,550.00	32,596.50	31,126.35	1,470.15		976.50	3.0%	3.5%
INTERNATIONAL BUSINESS MACHINES CORP COM (IBM)	146.760	75.00	11,007.00	6,157.99	4,849.01		195.00	1.8%	1.1%
JOHNSON & JOHNSON COMPANY (JNJ)	61.850	270.00	16,699.50	16,617.40	82.10		583.20	3.5%	1.6%
ILLINOIS TOOL WORKS INC (ITW)	51.080	270.00	13,791.60	13,477.67	313.93		437.40	3.2%	1.3%
KRAFT FOODS INC (KFT)	31.510	310.00	9,768.10	10,249.13	(481.03)	89.90	309.60	3.7%	0.9%
LOCKHEED MARTIN CORP COM (LMT)	69.900	140.00	9,786.00	10,579.36	(793.36)		420.00	4.3%	0.9%
MCGRAW-HILL COS COM USD1 (MHI)	36.410	525.00	19,115.25	19,033.08	82.17		492.50	2.6%	1.8%
TECHNICAL INC. COMMON STOCK \$10 PAR (MTI)	37.090	615.00	22,910.35	18,984.70	3,925.65		553.50	2.4%	2.2%
MERCK & CO INC NEW CORP (MRK)	36.040	270.00	9,730.80	9,961.95	(231.15)	102.60	410.40	4.2%	0.9%
AMGEN INC (AMGN)	44.410	450.00	19,992.00	12,332.98	7,659.02		333.00	1.7%	1.9%
MICROSOFT CORP COM (MSFT)	27.920	1,115.00	31,130.80	25,072.04	6,058.76		713.60	2.3%	3.0%

Continued on next page.

Account Statement

THE GIBNEY FAMILY FOUNDATION, INC.
December 1, 2010 - December 31, 2010

Account Number 23-36930
GIBNEY FAMILY FDN - NTVI

Portfolio Details (continued)

	Market Price	Shares	Market Value	Cost	Unrealized Gain/(Loss)	Accrual	Estimated Annual Income	Yield	% of Assets
OMNICOM GROUP INC. COMMON STOCK \$.50 PAR (OMC)	45.800	630.00	28,854.00	19,214.17	9,639.83	126.00	504.00	1.7%	2.8%
PEPSICO INC COM (PEP)	65.330	255.00	16,659.15	16,711.40	(52.25)	122.40	489.60	2.9%	1.6%
PFIZER INC COM STK \$.11 1/9 PAR (PFE)	17.510	1,028.00	18,000.28	21,001.70	(3,001.42)		822.40	4.6%	1.7%
PHILIP MORRIS INTL COM STK NPV (PM)	58.530	365.00	21,363.45	16,015.83	5,347.62	233.60	934.40	4.4%	2.0%
PRUDENTIAL FINL INC COM (PRU)	58.710	375.00	22,016.25	20,100.23	1,916.02		217.50	1.0%	2.1%
QUALCOMM INC COM (QCOM)	49.490	615.00	30,436.35	23,843.74	6,592.61		467.40	1.5%	2.9%
SCHLUMBERGER LTD COM COM (SLB)	83.500	340.00	28,390.00	14,036.71	14,353.29	71.40	285.60	1.0%	2.7%
VERIZON COMMUNICATIONS COM (VZ)	35.780	560.00	20,036.80	17,288.92	2,747.88		1,092.00	5.5%	1.9%
WAL-MART STORES, INC. COMMON STOCK, \$.10 PAR (WMT)	53.930	365.00	19,684.45	18,423.81	1,260.64	110.41	441.65	2.2%	1.9%
WELLS FARGO & CO NEW COM STK (WFC)	30.990	705.00	21,847.95	21,267.56	580.39		141.00	0.6%	2.1%
JM CO COM (IMM)	86.300	190.00	16,397.00	13,847.80	2,549.20		399.00	2.4%	1.6%
Total Large Cap			\$933,084.10	\$781,453.88	\$151,630.22	\$1,443.01	\$23,011.90	2.5%	89.5%
Equity Securities - Mid Cap									
INVESCO LTD COM STK USD0.10 (IVZ)	\$24.060	925.00	\$22,255.50	\$18,056.30	\$4,199.20		\$407.00	1.8%	2.1%
MASCO CORP COMMON STOCK, \$1 PAR (MAS)	12.660	1,220.00	15,445.20	14,706.50	738.70		366.00	2.4%	1.5%
NEW YORK CMNTY BANCORP INC COM (NYB)	18.850	1,105.00	20,829.25	14,554.73	6,274.52		1,105.00	5.3%	2.0%
Total Mid Cap			\$58,529.95	\$47,317.53	\$11,212.42		\$1,878.00	3.2%	5.6%

Continued on next page.

THE GIBNEY FAMILY FOUNDATION INC
65-0286170

Account Statement

December 1, 2010 - December 31, 2010

Account Number 23-36930
GIBNEY FAMILY FDN - NIV

Portfolio Details (continued)

	Market Price	Shares	Market Value	Cost	Unrealized Gain/(Loss)	Accrual	Estimated Annual Income	Yield	% of Assets
Equity Securities - International Developed									
SANDERLAND SPONSORED ADP (SNY)	\$32.230	510.00	\$16,437.30	\$20,947.02	(\$4,509.72)		\$562.02	3.4%	1.6%
Total France - USD			\$16,437.30	\$20,947.02	(\$4,509.72)		\$562.02	3.4%	1.6%
ROCHE FUND SPONSOR FUND (RNN #US771195104 (FHEXY))	36.650	265.00	\$9,712.25	\$9,776.59	(\$64.34)		\$176.28	1.8%	0.9%
Total Switzerland - USD			\$9,712.25	\$9,776.59	(\$64.34)		\$176.28	1.8%	0.9%
INSCO PLC SPON ADP (ISV)	53.380	475.00	\$25,355.50	\$18,016.04	\$7,339.46		\$10.63	2.0%	2.4%
Total United Kingdom - USD			\$25,355.50	\$18,016.04	\$7,339.46		\$10.63	2.0%	2.4%
Total International Developed			\$51,505.05	\$48,739.65	\$2,765.40		\$1,248.92	2.4%	4.9%
Total Equity Securities			\$1,043,119.10	\$877,511.06	\$165,608.04	\$1,443.01	\$26,138.82	2.5%	100.0%
Cash and Short Term Investments - Cash									
Available cash balances are invested daily in NFB NORTHERN FDS MONEY MKT FD MONEY MARKET FUND									
CASH	\$ 0.00	34,216.95	\$34,216.95	\$34,216.95	\$0.00	\$0.93	\$10.27	0.0%	
Total Cash			\$34,216.95	\$34,216.95	\$0.00	\$0.93	\$10.27	0.0%	
Total Cash and Short Term Investments			\$34,216.95	\$34,216.95	\$0.00	\$0.93	\$10.27	0.0%	

Continued on next page.

Account Statement

THE GIBNEY FAMILY FOUNDATION, INC
65-0286170
December 1, 2010 - December 31, 2010

Account Number 23-56483
GIBNEY FAMILY FDN-INSTITUTIONAL

Portfolio Details

	Market Price	Shares	Market Value	Cost	Unrealized Gain/(Loss)	Accrual	Estimated Annual Income	Yield	% of Assets
Equity Securities - Large Cap									
MFB NIGI COMMON DAILY S&P500 EQUITY INDEX-LENDING	\$10.326	91,053.70	\$940,220.50	\$947,243.26	(\$7,022.76)		\$19,704.93	2.1%	27.4%
Total Large Cap			\$940,220.50	\$947,243.26	(\$7,022.76)		\$19,704.93	2.1%	27.4%
Equity Securities - Mid Cap									
MFB NIGI COMMON DAILY S&P 400 MIDCAP EQUITY INDEX FUND - LENDING	\$56.056	4,774.18	\$267,621.43	\$138,708.36	\$128,913.07		\$4,064.88	1.5%	7.8%
Total Mid Cap			\$267,621.43	\$138,708.36	\$128,913.07		\$4,064.88	1.5%	7.8%
Equity Securities - Small Cap									
MFB COMMON DAILY STRUCTURED SMALL CAP FUND	\$58.976	1,701.09	\$100,323.48	\$103,602.24	(\$3,278.76)		\$2,864.38	2.9%	2.9%
MFB NORTHERN FDS SMALL CAP INDEX FD (NSIDX)	8.610	17,456.92	150,304.08	188,033.66	(37,729.58)		1,082.33	0.7%	4.4%
Total Small Cap			\$250,627.56	\$291,635.90	(\$41,008.34)		\$3,946.71	1.6%	7.3%
Equity Securities - International Developed									
NTCC INTL SECURITIES FDI FGT	\$146.861	11,284.33	\$1,657,227.98	\$1,527,452.76	\$129,775.22				48.4%
Total International Region - USD			\$1,657,227.98	\$1,527,452.76	\$129,775.22		\$0.00	0.0%	48.4%
Total International Developed			\$1,657,227.98	\$1,527,452.76	\$129,775.22				48.4%

Adj from GAAP to tax basis

2393,322.32 tax basis

865,869.56

2393,322.32

Continued on next page.

Holdy to basis

732365

Account Statement

THE GIBNEY FAMILY FOUNDATION, INC.
December 1, 2010 - December 31, 2010

Account Number 23-56483
GIBNEY FAMILY FDN-INSTITUTIONAL

Portfolio Details (continued)

	Market Price	Units	Market Value	Cost	Unrealized Gain/(Loss)	Accrual	Estimated Annual Income	Yield	% of Assets
Hedge Funds - Hedge Fund of Funds									
HF NORTHERN TRUST DIVERSIFIED HEDGE FUND LTD.	\$1,463.610	469.98	\$687,867.42	\$731,906.83	(\$44,039.41)				100.0%
Total Hedge Fund of Funds			\$687,867.42	\$731,906.83	(\$44,039.41)				100.0%
Total Hedge Funds			\$687,867.42	\$731,906.83	(\$44,039.41)				100.0%
Private Equity - Private Equity									
NORTHERN TRUST PRIVATE EQUITY FUND II LP		816,597.75	\$728,003.00	\$816,597.75	(\$88,594.75)				100.0%
Total Private Equity			\$728,003.00	\$816,597.75	(\$88,594.75)				100.0%
Total Private Equity			\$728,003.00	\$816,597.75	(\$88,594.75)				100.0%
Real Estate - Real Estate Funds									
MFB NORTHERN FDS GLOBAL REAL ESTATE INDEX FD (NCRX)	\$8.310	24,542.15	\$203,945.26	\$291,401.53	(\$87,456.27)		\$4,491.21	2.2%	100.0%
Total Real Estate Funds			\$203,945.26	\$291,401.53	(\$87,456.27)		\$4,491.21	2.2%	100.0%

Continued on next page.



THE GIBNEY FAMILY FOUNDATION, INC
65-0286170



Account Statement

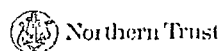
December 1, 2010 - December 31, 2010

Account Number 23-56483
GIBNEY FAMILY FDN-INSTITUTIONAL

Portfolio Details (continued)

	Market Price	Shares	Market Value	Cost	Unrealized Gain/(Loss)	Accrual	Estimated Annual Income	Yield	% of Assets
Equity Securities - International Emerging									
MICROSHARES TR MSCI EMERGING MKTS INDEX FUND (EFEM)	\$47.620	6,500.00	\$309,530.00	\$165,685.00	\$143,845.00	\$163.28	\$3,214.69	1.0%	9.0%
Total Emerging Markets Region - USD			\$309,530.00	\$165,685.00	\$143,845.00	\$163.28	\$3,214.69	1.0%	9.0%
Total International Emerging			\$309,530.00	\$165,685.00	\$143,845.00	\$163.28	\$3,214.69	1.0%	9.0%
Total Equity Securities			\$3,425,227.47	\$3,070,725.28	\$354,502.19	\$163.28	\$30,931.21	0.9%	100.0%
	Market Price	Par Value/Rating	Market Value	Cost	Unrealized Gain/(Loss)	Accrual	Estimated Annual Income	Yield/YTM	% of Assets
Fixed Income Securities - Corporate/ Government									
Funds									
AMERICAN NORTHERN HIGH YIELD FIXED INCOME FUND (NHFX)	\$7.300	45,361.4	\$333,036.32	\$379,784.57	(\$46,748.25)		\$28,581.43	8.1%	30.1%
AMERICAN COMMON DAILY AGGREGATE BOND FUND (ACDF)	10.765	75,666.89	\$814,554.07	\$785,702.59	\$28,851.48		\$7,293.05	3.4%	69.9%
Total Corporate/ Government			\$1,147,590.39	\$1,165,487.16	\$2,103.23		\$55,874.48	4.8%	100.0%
Total Fixed Income Securities			\$1,147,590.39	\$1,165,487.16	\$2,103.23		\$55,874.48	4.8%	100.0%

Continued on next page





THE GIBNEY FAMILY FOUNDATION, INC
65-0286170



Account Statement

December 1, 2010 - December 31, 2010

Account Number 23-56483
GIBNEY FAMILY FDN-INSTITUTIONAL

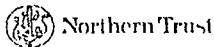
Portfolio Details (continued)

	Market Price	Shares	Market Value	Cost	Unrealized Gain/(loss)	Accrual	Estimated Annual Income	Yield	% of Assets
Total Real Estate			\$203,945.26	\$291,401.53	(\$87,456.27)		\$4,491.21	2.2%	100.0%

	Market Price	Units	Market Value	Cost	Unrealized Gain/(loss)	Accrual	Estimated Annual Income	Yield	% of Assets
Commodities - Commodities									
Funds									
MID CREDIT SUPPLY COMMODITY RETURN PLUS STRATEGY TO COM CLOSING	\$9.340	19,376.11	\$180,972.86	\$216,624.95	(\$35,652.09)		\$12,923.87	7.1%	100.0%
Total Commodities			\$180,972.86	\$216,624.95	(\$35,652.09)		\$12,923.87	7.1%	100.0%
Total Commodities			\$180,972.86	\$216,624.95	(\$35,652.09)		\$12,923.87	7.1%	100.0%

	Market Price		Market Value	Cost	Unrealized Gain/(loss)	Accrual	Estimated Annual Income	Yield/YTM	% of Assets
Cash and Short Term Investments - Cash									
Available cash balances are invested daily in NFB NORTHERN FDS MONEY MKT FD MONEY MARKET FUND									
CASH	\$1.000	213,121.60	\$213,121.60	\$213,121.60	\$0.00	\$5.19	\$63.99	0.0%	
Total Cash			\$213,121.60	\$213,121.60	\$0.00	\$5.19	\$63.99	0.0%	
Total Cash and Short Term Investments			\$213,121.60	\$213,121.60	\$0.00	\$5.19	\$63.99	0.0%	

Continued on next page



THE GIBNEY FAMILY FOUNDATION, INC
65-0286170



Asset Management Services > 800-527 5163
www.vanguard.com

December 31, 2010, year-to-date statement

Third party copy

► GIBNEY FAMILY FOUNDATION

Vanguard funds

	Fund & Account	Ticker Symbol	Age Cost	Total Cost	Value on 12/31/2009	Value on 12/31/2010
Strategic Equity Fund	0114-09957134936	VSEQX	\$17.02	\$458,405.43	\$555,294.28	\$493,537.52
Explorer Fund Admiral	5324-09957134936	VEXAX	57.58	\$27,444.85	\$50,796.87	\$68,023.16
Total Intl Stock b Inv	0113-09957134936	VGTSX	10.39	1,320,361.11	1,750,395.61	\$1,517,084.29
Total Stock Mkt Idx Adm	0585-09957134936	VTSAX	25.22	2,588,912.89	3,567,663.18	\$3,240,219.28
U.S. Growth Fund Admiral	0523-09957134936	VVLVX	40.63	978,914.30	1,245,486.52	1,139,483.69
Winsor II Fund Adm	0572-09957134936	VWVAX	48.07	1,179,469.54	1,244,540.62	1,117,639.39
Inter-Term Invest Gr Adm	0571-09957134936	VFIAX	5.72	270,335.77	\$32,028.40	275,647.50
Total Bond Mkt Index Adm	0584-09957134936	VBTIX	10.42	1,191,490.23	1,126,189.47	1,201,951.92
Short-Term Invest Gr Adm	0529-09957134936	VFSUX	10.63	\$52,356.22	417,701.62	\$67,154.10
Prime Money Mkt Fund	0920-09957134936	VPMXX			0.00	122.00
					\$11,018,008.09	\$9,891,763.25

Vanguard funds activity detail

Strategic Equity Fund 0114-09957134936

Purchases	Withdrawals	Dividends
\$0.00	-\$165,700.00	\$6,040.78

Investment Detail - Other Assets

Accounting Method
Other Assets: First In First Out (FIFO)

Other Assets	Quantity Units Purchased	Market Price Cost Per Share	Market Value Cost Basis	Acquired	Unrealized Gain or (Loss)	Holding Days	Holding Period
FIRST TR BICK INDEX ETF	4,673.0000	32.8600	153,554.78		(6,631.06)		
EMERGING MARKET EQUITY SYMBOL: BICK	4,673.0000	34.2790	160,185.84	11/04/10	(6,631.06)	57	Short-Term
ISHARES FTSE CHINA 25	4,181.0000	43.0900	180,159.29		(19,613.66)		
FTSE CHINA 25 INDEX FD SYMBOL: FXI	4,181.0000	47.7811	199,772.95	11/04/10	(19,613.66)	57	Short-Term
ISHARES GOLD TRUST	14,782.0000	13.9000	205,469.80		5,460.39		
SYMBOL: IAU	14,782.0000	13.5306	200,009.41	11/04/10	5,460.39	57	Short-Term
ISHARES MSCI GRMNY IDX	4,859.0000	23.9400	116,324.46		(144.80)		
GERMANY INDEX FUND SYMBOL: EWG	4,859.0000	23.9698	116,469.26	12/08/10	(144.80)	23	Short-Term
PIMCO EXCH TRADED FUND	3,417.0000	54.3500	185,713.95		(14,346.00)		
15+ YR US TIPS INDEX FD SYMBOL: LTPZ	3,417.0000	58.5484	200,059.95	11/04/10	(14,346.00)	57	Short-Term
POWERSHS DB COMMDTY INDX	4,566.0000	27.5500	125,793.30		5,783.02		
SYMBOL: DBC	4,566.0000	26.2834	120,010.28	11/04/10	5,783.02	57	Short-Term
SPDR GOLD TRUST	1,480.0000	138.7200	205,305.60		5,338.29		
SPDR GOLD SHARES SYMBOL: GLD	1,480.0000	135.1130	199,967.31	11/04/10	5,338.29	57	Short-Term
SPDR INDEX SHARES FUND	8,884.0000	57.0100	506,476.84		(13,619.24)		
S&P EMERGING MARKETS SMALL CAP ETF SYMBOL: EWX	8,884.0000	58.5430	520,096.08	11/04/10	(13,619.24)	57	Short-Term
SPDR S&P DIVIDEND ETF	7,667.0000	51.9800	398,530.66		(1,439.61)		
SYMBOL: SDY	7,667.0000	52.1677	399,970.27	11/04/10	(1,439.61)	57	Short-Term

Schwab has provided accurate gain and loss information wherever possible for most investments. Cost basis data may be incomplete or unavailable for some of your holdings. Please see "Endnotes for Your Account" section for an explanation of the endnote codes and symbols on this statement.

Page 4 of 10

© 2006 Charles Schwab & Co., Inc. All rights reserved. Member SIPC. Schwab Institutional is a division of Charles Schwab & Co., Inc. ("Schwab"). This statement is furnished solely for your account at Schwab.

Schwab



GIBNEY FAMILY FOUNDATION, INC

G000052610305

charles SCHWAB
INSTITUTIONALSchwab One® Account of
GIBNEY FAMILY FOUNDATIONAccount Number
9601-2302Statement Period
December 1-31, 2010

Investment Detail - Other Assets (continued)

Accounting Method
Other Assets First In First Out (FIFO)

Other Assets (continued)	Quantity Units Purchased	Market Price Cost Per Share	Market Value Cost Basis	Acquired	Unrealized Gain or (Loss)	Holding Days	Holding Period
VANGUARD DIV APPRIATION	3,751 0000	52 6300	197,415.13		4,550.53		
SYMBOL VIG	2,344 0000	51 1806	119,967 37	11/04/10	3,397 35	57	Short-Term
	1,407 0000	51 8103	72,897 23	12/08/10	1,153 18	23	Short-Term
Cost Basis			192,864 60				
VANGUARD INTL EQTY INDEX	3,262 0000	47 7300	155,695.26		(4,239.44)		
FTSE ALL WORLD EX US ETF	3,262 0000	49 0296	159,934 70	11/04/10	(4 239.44)	57	Short-Term
SYMBOL VEU							
VANGUARD REIT	7,102 0000	55 3700	393,237 74		(6,986 67)		
SYMBOL VNO	7,102 0000	56 3537	400,224 41	11/04/10	(6,986 67)	57	Short-Term
VANGUARD TOTAL STOCK MKT	11,524.0000	64.9300	748,253 32		28,559.05		
SYMBOL VTI	11,524 0000	62 4517	719,694 27	11/04/10	28,559 05	57	Short-Term
WISDOMTREE EMERGING ETF	2,224.0000	52 0140	115,679.14		(4,395 56)		
MKTS LOCAL DEBT FUND	2,224 0000	53 9904	120,074 70	11/04/10	(4,395.56)	57	Short-Term
SYMBOL ELD							
WISDOMTREE INDIA EARNING	7,003.0000	26.3900	184,809.17		(15,189.35)		
SYMBOL EPI	7,003 0000	28 5589	199,998 52	11/04/10	(15,189 35)	57	Short-Term
Total Other Assets	89,375.0000		3,872,418.44		(36,914.41)		
Total Cost Basis			3,909,332.55				

Total Investment Detail 3,990,453.70

Total Account Value 3,990,453.70

Total Cost Basis 3,909,332.55

Schwab has provided accurate gain and loss information wherever possible for most investments. Cost basis data may be incomplete or unavailable for some of your holdings. Please see "Endnotes for Your Account" section for an explanation of the endnote codes and symbols on this statement.

CITC 13501-005761 12/2/10

Page 5 of 10

© 2010 Charles Schwab & Co. Inc. All rights reserved. Member SIPC. Schwab Institutional is a division of Charles Schwab & Co. Inc. ("Schwab"). The information is provided solely for your account at Schwab.

SIPC

Application for Extension of Time To File an Exempt Organization Return

OMB No 1545-1709

► File a separate application for each return.

- If you are filing for an Automatic 3-Month Extension, complete only Part I and check this box ☒
- If you are filing for an Additional (Not Automatic) 3-Month Extension, complete only Part II (on page 2 of this form)

Do not complete Part II unless you have already been granted an automatic 3-month extension on a previously filed Form 8868

Electronic filing (e-file). You can electronically file Form 8868 if you need a 3-month automatic extension of time to file (6 months for a corporation required to file Form 990-T), or an additional (not automatic) 3-month extension of time. You can electronically file Form 8868 to request an extension of time to file any of the forms listed in Part I or Part II with the exception of Form 8870, Information Return for Transfers Associated With Certain Personal Benefit Contracts, which must be sent to the IRS in paper format (see instructions). For more details on the electronic filing of this form, visit www.irs.gov/efile and click on e-file for Charities & Nonprofits

Part I Automatic 3-Month Extension of Time. Only submit original (no copies needed)

A corporation required to file Form 990-T and requesting an automatic 6-month extension - check this box and complete

Part I only

All other corporations (including 1120-C filers), partnerships, REMICs, and trusts must use Form 7004 to request an extension of time to file income tax returns.

Type or print	Name of exempt organization THE GIBNEY FAMILY FOUNDATION, INC	Employer identification number 65-0286170
File by the due date for filing your return. See instructions	Number, street, and room or suite no. If a P.O. box, see instructions C/O KERKERING, BARBERIO, P.O. BOX 49348	
	City, town or post office, state, and ZIP code. For a foreign address, see instructions SARASOTA, FL 34230	

Enter the Return code for the return that this application is for (file a separate application for each return)

04

Application Is For	Return Code	Application Is For	Return Code
Form 990	01	Form 990-T (corporation)	07
Form 990-BL	02	Form 1041-A	08
Form 990-EZ	03	Form 4720	09
Form 990-PF	04	Form 5227	10
Form 990-T (sec. 401(a) or 408(a) trust)	05	Form 6069	11
Form 990-T (trust other than above)	06	Form 8870	12

ROBERT G. WHITTAKER

- The books are in the care of ► **372 SEVEN HILLS ROAD - NORTHVILLE, NY 12134**
Telephone No ► **(518) 863-2829** FAX No. ►

- If the organization does not have an office or place of business in the United States, check this box ☐
- If this is for a Group Return, enter the organization's four digit Group Exemption Number (GEN) _____ If this is for the whole group, check this box ☐ If it is for part of the group, check this box ☐ and attach a list with the names and EINs of all members the extension is for

- 1 I request an automatic 3-month (6 months for a corporation required to file Form 990-T) extension of time until **AUGUST 15, 2011**, to file the exempt organization return for the organization named above. The extension is for the organization's return for
► ☒ calendar year **2010** or
► ☐ tax year beginning _____, and ending _____

- 2 If the tax year entered in line 1 is for less than 12 months, check reason ☐ Initial return ☐ Final return
☐ Change in accounting period

3a If this application is for Form 990-BL, 990-PF, 990-T, 4720, or 6069, enter the tentative tax, less any nonrefundable credits. See instructions.	3a	\$	21,059.
b If this application is for Form 990-PF, 990-T, 4720, or 6069, enter any refundable credits and estimated tax payments made. Include any prior year overpayment allowed as a credit.	3b	\$	6,608.
c Balance due. Subtract line 3b from line 3a. Include your payment with this form, if required, by using EFTPS (Electronic Federal Tax Payment System). See instructions.	3c	\$	14,451.

Caution. If you are going to make an electronic fund withdrawal with this Form 8868, see Form 8453-EO and Form 8879-EO for payment instructions.

LHA For Paperwork Reduction Act Notice, see Instructions.

Form 8868 (Rev. 1-2011)

- If you are filing for an Additional (Not Automatic) 3-Month Extension, complete only Part II and check this box ☒

Note. Only complete Part II if you have already been granted an automatic 3-month extension on a previously filed Form 8868

- If you are filing for an Automatic 3-Month Extension, complete only Part I (on page 1)

Part II Additional (Not Automatic) 3-Month Extension of Time. Only file the original (no copies needed)	
Type or print	Name of exempt organization
File by the extended due date for filing your return. See instructions	Employer identification number
	THE GIBNEY FAMILY FOUNDATION, INC
	65-0286170
	Number, street, and room or suite no. If a P.O. box, see instructions
	C/O KERKERING, BARBERIO, P.O. BOX 49348
	City, town or post office, state, and ZIP code. For a foreign address, see instructions
	SARASOTA, FL 34230

Enter the Return code for the return that this application is for (file a separate application for each return)

04

Application Is For	Return Code	Application Is For	Return Code
Form 990	01		
Form 990-BL	02	Form 1041-A	08
Form 990-EZ	03	Form 4720	09
Form 990-PF	04	Form 5227	10
Form 990-T (sec. 401(a) or 408(a) trust)	05	Form 6069	11
Form 990-T (trust other than above)	06	Form 8870	12

STOP! Do not complete Part II if you were not already granted an automatic 3-month extension on a previously filed Form 8868.

ROBERT G. WHITTAKER

- The books are in the care of ☒ 372 SEVEN HILLS ROAD - NORTHVILLE, NY 12134
Telephone No. ☒ (518) 863-2829 FAX No. ☐

- If the organization does not have an office or place of business in the United States, check this box ☐

- If this is for a Group Return, enter the organization's four digit Group Exemption Number (GEN) _____. If this is for the whole group, check this box ☐. If it is for part of the group, check this box ☐ and attach a list with the names and EINs of all members the extension is for.

4 I request an additional 3-month extension of time until NOVEMBER 15, 2011

5 For calendar year 2010, or other tax year beginning _____, and ending _____.

6 If the tax year entered in line 5 is for less than 12 months, check reason: ☐ Initial return ☐ Final return
☐ Change in accounting period

7 State in detail why you need the extension

TAXPAYER REQUIRES ADDITIONAL TIME TO GATHER INFORMATION NECESSARY TO FILE A COMPLETE AND ACCURATE RETURN.

8a If this application is for Form 990-BL, 990-PF, 990-T, 4720, or 6069, enter the tentative tax, less any nonrefundable credits. See instructions	8a	\$	21,059.
b If this application is for Form 990-PF, 990-T, 4720, or 6069, enter any refundable credits and estimated tax payments made. Include any prior year overpayment allowed as a credit and any amount paid previously with Form 8868.	8b	\$	21,059.
c Balance due. Subtract line 8b from line 8a. Include your payment with this form, if required, by using EFTPS (Electronic Federal Tax Payment System). See instructions	8c	\$	0.

Signature and Verification

Under penalties of perjury, I declare that I have examined this form, including accompanying schedules and statements, and to the best of my knowledge and belief, it is true, correct, and complete, and that I am authorized to prepare this form.

Signature ☒ Robert G. Whittaker Title ☒ CPA

Date ☒ 7-28-11

Form 8868 (Rev. 1-2011)