



See a Social Security Number? Say Something!  
Report Privacy Problems to <https://public.resource.org/privacy>  
Or call the IRS Identity Theft Hotline at 1-800-908-4490



Form **990-PF**

Department of the Treasury  
Internal Revenue Service

Return of Private Foundation  
or Section 4947(a)(1) Nonexempt Charitable Trust  
Treated as a Private Foundation

**Note.** The foundation may be able to use a copy of this return to satisfy state reporting requirements

OMB No 1545-0052

**2010**

For calendar year 2010, or tax year beginning 01-01-2010 , and ending 12-31-2010

G Check all that apply

☐ Initial return

☐ Initial return of a former public charity

☐ Final return

☐ Amended return

☐ Address change

☐ Name change

Name of foundation  
MASSENGILL-DEFRIECE FOUNDATION INC

**A Employer identification number**  
62-6044873

Number and street (or P O box number if mail is not delivered to street address)  
P O BOX 966

Room/suite

**B Telephone number** (see page 10 of the instructions)  
(770) 457-0035

City or town, state, and ZIP code  
BRISTOL, TN 376210966

**C** If exemption application is pending, check here ☐

**D 1.** Foreign organizations, check here ☐

**2.** Foreign organizations meeting the 85% test, check here and attach computation ☐

**H** Check type of organization ☒ Section 501(c)(3) exempt private foundation  
☐ Section 4947(a)(1) nonexempt charitable trust ☐ Other taxable private foundation

**E** If private foundation status was terminated under section 507(b)(1)(A), check here ☐

**F** If the foundation is in a 60-month termination under section 507(b)(1)(B), check here ☐

**I** Fair market value of all assets at end of year (from Part II, col. (c), line 16) **\$** 3,917,693






**J** Accounting method ☐ Cash ☒ Accrual  
☐ Other (specify) \_\_\_\_\_  
(Part I, column (d) must be on cash basis.)

| Part I Analysis of Revenue and Expenses (The total of amounts in columns (b), (c), and (d) may not necessarily equal the amounts in column (a) (see page 11 of the instructions) ) |   | (a) Revenue and expenses per books | (b) Net investment income | (c) Adjusted net income | (d) Disbursements for charitable purposes (cash basis only) |
|--|---|------------------------------------|---------------------------|-------------------------|---|
| Revenue  | <b>1</b> Contributions, gifts, grants, etc , received (attach schedule)                                     |                                    |                           |                         |   |
|  | <b>2</b> Check <input checked="" type="checkbox"/> if the foundation is <b>not</b> required to attach Sch B |                                    |                           |                         |   |
|  | <b>3</b> Interest on savings and temporary cash investments   | 15,061                             | 15,061                    |                         |   |
|  | <b>4</b> Dividends and interest from securities. . . . .  | 45,073                             | 45,073                    |                         |   |
|  | <b>5a</b> Gross rents . . . . .   |                                    |                           |                         |   |
|  | <b>b</b> Net rental income or (loss) _____  |                                    |                           |                         |   |
|  | <b>6a</b> Net gain or (loss) from sale of assets not on line 10   | 62,013                             |                           |                         |   |
|  | <b>b</b> Gross sales price for all assets on line 6a <u>1,648,975</u>                                       |                                    |                           |                         |   |
|  | <b>7</b> Capital gain net income (from Part IV, line 2) . . . .   |                                    | 62,013                    |                         |   |
|  | <b>8</b> Net short-term capital gain . . . . .  |                                    |                           |                         |   |
|  | <b>9</b> Income modifications . . . . .   |                                    |                           |                         |   |
|  | <b>10a</b> Gross sales less returns and allowances  |                                    |                           |                         |   |
|  | <b>b</b> Less Cost of goods sold . . . . .  |                                    |                           |                         |   |
| Operating and Administrative Expenses  | <b>c</b> Gross profit or (loss) (attach schedule) . . . . .   |                                    |                           |                         |   |
|  | <b>11</b> Other income (attach schedule) . . . . .  | 545                                | 545                       |                         |   |
|  | <b>12 Total.</b> Add lines 1 through 11 . . . . .   | 122,692                            | 122,692                   |                         |   |
|  | <b>13</b> Compensation of officers, directors, trustees, etc  | 0                                  | 0                         |                         | 0   |
|  | <b>14</b> Other employee salaries and wages . . . . .   |                                    |                           |                         |   |
|  | <b>15</b> Pension plans, employee benefits . . . . .  |                                    |                           |                         |   |
|  | <b>16a</b> Legal fees (attach schedule) . . . . .   |                                    |                           |                         |   |
|  | <b>b</b> Accounting fees (attach schedule) . . . . .  | 3,200                              | 2,560                     |                         | 3,200   |
|  | <b>c</b> Other professional fees (attach schedule) . . . . .  | 20,659                             | 20,659                    |                         | 20,659  |
|  | <b>17</b> Interest . . . . .  |                                    |                           |                         |   |
|  | <b>18</b> Taxes (attach schedule) (see page 14 of the instructions)   | 1,775                              | 0                         |                         | 0   |
|  | <b>19</b> Depreciation (attach schedule) and depletion . . . .  |                                    |                           |                         |   |
|  | <b>20</b> Occupancy . . . . .   | 12,000                             | 9,600                     |                         | 12,000  |
|  | <b>21</b> Travel, conferences, and meetings . . . . .   | 729                                | 584                       |                         | 729   |
|  | <b>22</b> Printing and publications . . . . .   |                                    |                           |                         |   |
|  | <b>23</b> Other expenses (attach schedule) . . . . .  | 640                                | 518                       |                         | 640   |
|  | <b>24 Total operating and administrative expenses.</b>  |                                    |                           |                         |   |
|  | Add lines 13 through 23 . . . . .   | 39,003                             | 33,921                    |                         | 37,228  |
|  | <b>25</b> Contributions, gifts, grants paid . . . . .   | 157,965                            |                           |                         | 157,965   |
|  | <b>26 Total expenses and disbursements.</b> Add lines 24 and 25   | 196,968                            | 33,921                    |                         | 195,193   |
|  | <b>27</b> Subtract line 26 from line 12   |                                    |                           |                         |   |
|  | <b>a Excess of revenue over expenses and disbursements</b>  | -74,276                            |                           |                         |   |
|  | <b>b Net investment income</b> (if negative, enter -0-)   |                                    | 88,771                    |                         |   |
|  | <b>c Adjusted net income</b> (if negative, enter -0-)   |                                    |                           |                         |   |


For Privacy Act and Paperwork Reduction Act Notice, see page 30 of the instructions.

Cat No 11289X

Form **990-PF** (2010)

| Part II Balance Sheets |     | Attached schedules and amounts in the description column should be for end-of-year amounts only (See instructions)                               | Beginning of year   | End of year   |   |
|------------------------|-----|--|---|---|---|
|                        |     |  | (a) Book Value  | (b) Book Value  | (c) Fair Market Value   |
| Assets                 | 1   | Cash—non-interest-bearing . . . . .  | 2,646   | 143   | 143   |
|                        | 2   | Savings and temporary cash investments . . . . .   | 1,118,566   | 813,758   | 813,758   |
|                        | 3   | Accounts receivable ▶ _____<br>Less allowance for doubtful accounts ▶ _____  |   |   |   |
|                        | 4   | Pledges receivable ▶ _____<br>Less allowance for doubtful accounts ▶ _____   |   |   |   |
|                        | 5   | Grants receivable . . . . .  |   |   |   |
|                        | 6   | Receivables due from officers, directors, trustees, and other disqualified persons (attach schedule) (see page 15 of the instructions) . . . . . |   |   |   |
|                        | 7   | Other notes and loans receivable (attach schedule) ▶ _____<br>Less allowance for doubtful accounts ▶ _____                                       |   |   |   |
|                        | 8   | Inventories for sale or use . . . . .  |   |   |   |
|                        | 9   | Prepaid expenses and deferred charges . . . . .  |   |   |   |
|                        | 10a | Investments—U S and state government obligations (attach schedule)   | 260,966   |  275,549   | 275,549   |
|                        | b   | Investments—corporate stock (attach schedule) . . . . .  | 2,406,606   |  2,825,118 | 2,825,118   |
|                        | c   | Investments—corporate bonds (attach schedule). . . . .   |   |   |   |
|                        | 11  | Investments—land, buildings, and equipment basis ▶ _____<br>Less accumulated depreciation (attach schedule) ▶ _____                              |   |   |   |
|                        | 12  | Investments—mortgage loans . . . . .   |   |   |   |
|                        | 13  | Investments—other (attach schedule) . . . . .  |   |   |   |
|                        | 14  | Land, buildings, and equipment basis ▶ _____ 8,923<br>Less accumulated depreciation (attach schedule) ▶ _____ 8,923                              |   |   |   |
|                        | 15  | Other assets (describe ▶ _____)  |  4,900 |  3,125   |  3,125 |
|                        | 16  | Total assets (to be completed by all filers—see the instructions Also, see page 1, item I)   | 3,793,684   | 3,917,693   | 3,917,693   |

|                             |    |  |           |           |  |
|-----------------------------|----|--|-----------|-----------|--|
| Liabilities                 | 17 | Accounts payable and accrued expenses . . . . .  |           |           |  |
|                             | 18 | Grants payable . . . . .   |           |           |  |
|                             | 19 | Deferred revenue . . . . .   |           |           |  |
|                             | 20 | Loans from officers, directors, trustees, and other disqualified persons   |           |           |  |
|                             | 21 | Mortgages and other notes payable (attach schedule) . . . . .  |           |           |  |
|                             | 22 | Other liabilities (describe ▶ _____)   |           |           |  |
|                             | 23 | Total liabilities (add lines 17 through 22) . . . . .  | 0         | 0         |  |
| Net Assets or Fund Balances |    | Foundations that follow SFAS 117, check here ▶ <input checked="" type="checkbox"/> and complete lines 24 through 26 and lines 30 and 31. |           |           |  |
|                             | 24 | Unrestricted . . . . .   | 3,793,684 | 3,917,693 |  |
|                             | 25 | Temporarily restricted . . . . .   |           |           |  |
|                             | 26 | Permanently restricted . . . . .   |           |           |  |
|                             |    | Foundations that do not follow SFAS 117, check here ▶ <input type="checkbox"/> and complete lines 27 through 31.                         |           |           |  |
|                             | 27 | Capital stock, trust principal, or current funds . . . . .   |           |           |  |
|                             | 28 | Paid-in or capital surplus, or land, bldg , and equipment fund   |           |           |  |
|                             | 29 | Retained earnings, accumulated income, endowment, or other funds   |           |           |  |
|                             | 30 | Total net assets or fund balances (see page 17 of the instructions) . . . . .  | 3,793,684 | 3,917,693 |  |
|                             | 31 | Total liabilities and net assets/fund balances (see page 17 of the instructions) . . . . .   | 3,793,684 | 3,917,693 |  |

| Part III Analysis of Changes in Net Assets or Fund Balances |  |             |
|---|--|-------------|
| 1   | Total net assets or fund balances at beginning of year—Part II, column (a), line 30 (must agree with end-of-year figure reported on prior year’s return) . . . . . | 1 3,793,684 |
| 2   | Enter amount from Part I, line 27a . . . . .   | 2 -74,276   |
| 3   | Other increases not included in line 2 (itemize) ▶ _____                      | 3 198,285   |
| 4   | Add lines 1, 2, and 3 . . . . .  | 4 3,917,693 |
| 5   | Decreases not included in line 2 (itemize) ▶ _____   | 5 0         |
| 6   | Total net assets or fund balances at end of year (line 4 minus line 5)—Part II, column (b), line 30 . .  | 6 3,917,693 |

Part IV Capital Gains and Losses for Tax on Investment Income

|   |                           |  |                                      |                                  |
|---|---------------------------|--|--------------------------------------|----------------------------------|
| (a) List and describe the kind(s) of property sold (e g , real estate, 2-story brick warehouse, or common stock, 200 shs MLC Co ) |                           | (b) How acquired<br>P—Purchase<br>D—Donation | (c) Date acquired<br>(mo , day, yr ) | (d) Date sold<br>(mo , day, yr ) |
| 1a  | See Additional Data Table |  |                                      |                                  |
| b   |                           |  |                                      |                                  |
| c   |                           |  |                                      |                                  |
| d   |                           |  |                                      |                                  |
| e   |                           |  |                                      |                                  |

|                             |  |   |  |
|-----------------------------|--|---|--|
| (e) Gross sales price       | (f) Depreciation allowed<br>(or allowable) | (g) Cost or other basis<br>plus expense of sale | (h) Gain or (loss)<br>(e) plus (f) minus (g) |
| a See Additional Data Table |  |   |  |
| b                           |  |   |  |
| c                           |  |   |  |
| d                           |  |   |  |
| e                           |  |   |  |

|   |                                      |   |   |
|---|--------------------------------------|---|---|
| Complete only for assets showing gain in column (h) and owned by the foundation on 12/31/69 |                                      |   | (I) Gains (Col (h) gain minus col (k), but not less than -0-) or<br>Losses (from col (h)) |
| (i) F M V as of 12/31/69  | (j) Adjusted basis<br>as of 12/31/69 | (k) Excess of col (i)<br>over col (j), if any |   |
| a See Additional Data Table   |                                      |   |   |
| b   |                                      |   |   |
| c   |                                      |   |   |
| d   |                                      |   |   |
| e   |                                      |   |   |

|   |   |   |   |        |
|---|---|---|---|--------|
| 2 | Capital gain net income or (net capital loss)   | { If gain, also enter in Part I, line 7<br>If (loss), enter -0- in Part I, line 7 } | 2 | 62,013 |
| 3 | Net short-term capital gain or (loss) as defined in sections 1222(5) and (6)<br><br>If gain, also enter in Part I, line 8, column (c) (see pages 13 and 17 of the instructions)<br>If (loss), enter -0- in Part I, line 8 . . . . . |   | 3 |        |

Part V Qualification Under Section 4940(e) for Reduced Tax on Net Investment Income

(For optional use by domestic private foundations subject to the section 4940(a) tax on net investment income )

If section 4940(d)(2) applies, leave this part blank

Was the foundation liable for the section 4942 tax on the distributable amount of any year in the base period? ☐ Yes ☒ No  
If "Yes," the foundation does not qualify under section 4940(e) Do not complete this part

|  |  |  |   |
|--|--|--|---|
| 1 Enter the appropriate amount in each column for each year, see page 18 of the instructions before making any entries |  |  |   |
| (a)<br>Base period years Calendar<br>year (or tax year beginning in)   | (b)<br>Adjusted qualifying distributions | (c)<br>Net value of noncharitable-use assets | (d)<br>Distribution ratio<br>(col (b) divided by col (c)) |
| 2009   | 189,434                                  | 3,136,295                                    | 0 060401  |
| 2008   | 233,785                                  | 4,091,193                                    | 0 057143  |
| 2007   | 269,144                                  | 4,708,286                                    | 0 057164  |
| 2006   | 248,966                                  | 4,302,221                                    | 0 057869  |
| 2005   | 192,759                                  | 3,929,800                                    | 0 049051  |

|   |  |   |           |
|---|--|---|-----------|
| 2 | Total of line 1, column (d). . . . .   | 2 | 0 281628  |
| 3 | Average distribution ratio for the 5-year base period—divide the total on line 2 by 5, or by the number of years the foundation has been in existence if less than 5 years . . . . | 3 | 0 056326  |
| 4 | Enter the net value of noncharitable-use assets for 2010 from Part X, line 5. . . . .  | 4 | 3,699,675 |
| 5 | Multiply line 4 by line 3. . . . .   | 5 | 208,388   |
| 6 | Enter 1% of net investment income (1% of Part I, line 27b). . . . .  | 6 | 888       |
| 7 | Add lines 5 and 6. . . . .   | 7 | 209,276   |
| 8 | Enter qualifying distributions from Part XII, line 4. . . . .  | 8 | 195,193   |

If line 8 is equal to or greater than line 7, check the box in Part VI, line 1b, and complete that part using a 1% tax rate See the Part VI instructions on page 18

| Part VI Excise Tax Based on Investment Income (Section 4940(a), 4940(b), 4940(e), or 4948—see page 18 of the instructions)   |   |    |       |
|--|---|----|-------|
| 1a Exempt operating foundations described in section 4940(d)(2), check here <input type="checkbox"/> and enter "N/A" on line 1<br>Date of ruling or determination letter _____ (attach copy of letter if necessary—see instructions) |   |    |       |
| b Domestic foundations that meet the section 4940(e) requirements in Part V, check here <input type="checkbox"/> and enter 1% of Part I, line 27b . . . . .  |   | 1  | 1,775 |
| c All other domestic foundations enter 2% of line 27b Exempt foreign organizations enter 4% of Part I, line 12, col (b)  |   |    |       |
| 2 Tax under section 511 (domestic section 4947(a)(1) trusts and taxable foundations only Others enter -0-)   |   | 2  | 0     |
| 3 Add lines 1 and 2. . . . .   |   | 3  | 1,775 |
| 4 Subtitle A (income) tax (domestic section 4947(a)(1) trusts and taxable foundations only Others enter -0-)   |   | 4  | 0     |
| 5 Tax based on investment income. Subtract line 4 from line 3 If zero or less, enter -0- . . . . .   |   | 5  | 1,775 |
| 6 Credits/Payments   |   |    |       |
| a  | 2010 estimated tax payments and 2009 overpayment credited to 2010   | 6a | 4,900 |
| b  | Exempt foreign organizations—tax withheld at source . . . . .       | 6b |       |
| c  | Tax paid with application for extension of time to file (Form 8868) | 6c |       |
| d  | Backup withholding erroneously withheld . . . . .                   | 6d |       |
| 7 Total credits and payments Add lines 6a through 6d. . . . .  |   | 7  | 4,900 |
| 8 Enter any penalty for underpayment of estimated tax Check here <input type="checkbox"/> if Form 2220 is attached   |   | 8  |       |
| 9 Tax due. If the total of lines 5 and 8 is more than line 7, enter amount owed . . . . .  |   | 9  |       |
| 10 Overpayment. If line 7 is more than the total of lines 5 and 8, enter the amount overpaid. . . . .  |   | 10 | 3,125 |
| 11 Enter the amount of line 10 to be Credited to 2011 estimated tax 3,125 Refunded   |   | 11 | 0     |

| Part VII-A Statements Regarding Activities   |  |    |        |
|--|--|----|--------|
| 1a During the tax year, did the foundation attempt to influence any national, state, or local legislation or did it participate or intervene in any political campaign? . . . . .  |  |    | Yes No |
| b Did it spend more than \$100 during the year (either directly or indirectly) for political purposes (see page 19 of the instructions for definition)? . . . . .<br>If the answer is "Yes" to 1a or 1b, attach a detailed description of the activities and copies of any materials published or distributed by the foundation in connection with the activities. |  |    | No No  |
| c Did the foundation file Form 1120-POL for this year?. . . . .  |  | 1c | No     |
| d Enter the amount (if any) of tax on political expenditures (section 4955) imposed during the year<br>(1) On the foundation \$ 0 (2) On foundation managers \$ 0  |  |    |        |
| e Enter the reimbursement (if any) paid by the foundation during the year for political expenditure tax imposed on foundation managers \$ 0  |  |    |        |
| 2 Has the foundation engaged in any activities that have not previously been reported to the IRS? . . . . .<br>If "Yes," attach a detailed description of the activities.  |  | 2  | No     |
| 3 Has the foundation made any changes, not previously reported to the IRS, in its governing instrument, articles of incorporation, or bylaws, or other similar instruments? If "Yes," attach a conformed copy of the changes . . . . .   |  | 3  | No     |
| 4a Did the foundation have unrelated business gross income of \$1,000 or more during the year?. . . . .  |  | 4a | No     |
| b If "Yes," has it filed a tax return on Form 990-T for this year?. . . . .  |  | 4b |        |
| 5 Was there a liquidation, termination, dissolution, or substantial contraction during the year? . . . . .<br>If "Yes," attach the statement required by General Instruction T.  |  | 5  | No     |
| 6 Are the requirements of section 508(e) (relating to sections 4941 through 4945) satisfied either<br>• By language in the governing instrument, or<br>• By state legislation that effectively amends the governing instrument so that no mandatory directions that conflict with the state law remain in the governing instrument? . . . . .                      |  | 6  | Yes    |
| 7 Did the foundation have at least \$5,000 in assets at any time during the year? If "Yes," complete Part II, col (c), and Part XV   |  | 7  | Yes    |
| 8a Enter the states to which the foundation reports or with which it is registered (see page 19 of the instructions) TN  |  |    |        |
| b If the answer is "Yes" to line 7, has the foundation furnished a copy of Form 990-PF to the Attorney General (or designate) of each state as required by General Instruction G? If "No," attach explanation .  |  | 8b | Yes    |
| 9 Is the foundation claiming status as a private operating foundation within the meaning of section 4942(j)(3) or 4942(j)(5) for calendar year 2010 or the taxable year beginning in 2010 (see instructions for Part XIV on page 27)? If "Yes," complete Part XIV . . . . .  |  | 9  | No     |
| 10 Did any persons become substantial contributors during the tax year? If "Yes," attach a schedule listing their names and addresses  |  | 10 | No     |

Part VII-A

Statements Regarding Activities *(continued)*

|   |   |    |     |    |
|---|---|----|-----|----|
| 11  | At any time during the year, did the foundation, directly or indirectly, own a controlled entity within the meaning of section 512(b)(13)? If "Yes," attach schedule (see page 20 of the instructions). | 11 |     | No |
| 12  | Did the foundation acquire a direct or indirect interest in any applicable insurance contract before August 17, 2008?   | 12 |     | No |
| 13  | Did the foundation comply with the public inspection requirements for its annual returns and exemption application?<br>Website address N/A  | 13 | Yes |    |
| 14  | The books are in care of PAUL E DEFRIECE Telephone no (770) 457-0035<br>Located at 3901 CHAUCER WOOD NE ATLANTA GA ZIP+4 303191688  |    |     |    |
| 15  | Section 4947(a)(1) nonexempt charitable trusts filing Form 990-PF in lieu of Form 1041 —Check here and enter the amount of tax-exempt interest received or accrued during the year.                     |    |     |    |
| 16  | At any time during calendar year 2010, did the foundation have an interest in or a signature or other authority over a bank, securities, or other financial account in a foreign country?               | 15 |     |    |
| See page 20 of the instructions for exceptions and filing requirements for Form TD F 90-22.1 If "Yes", enter the name of the foreign country OC |   | 16 | Yes |    |

Part VII-B

Statements Regarding Activities for Which Form 4720 May Be Required

|   |   |    |     |    |
|---|---|----|-----|----|
| File Form 4720 if any item is checked in the "Yes" column, unless an exception applies. |   |    | Yes | No |
| 1a  | During the year did the foundation (either directly or indirectly)<br>(1) Engage in the sale or exchange, or leasing of property with a disqualified person? Yes No<br>(2) Borrow money from, lend money to, or otherwise extend credit to (or accept it from) a disqualified person? Yes No<br>(3) Furnish goods, services, or facilities to (or accept them from) a disqualified person? Yes No<br>(4) Pay compensation to, or pay or reimburse the expenses of, a disqualified person? Yes No<br>(5) Transfer any income or assets to a disqualified person (or make any of either available for the benefit or use of a disqualified person)? Yes No<br>(6) Agree to pay money or property to a government official? (Exception. Check "No" if the foundation agreed to make a grant to or to employ the official for a period after termination of government service, if terminating within 90 days ). Yes No |    |     |    |
| b   | If any answer is "Yes" to 1a(1)–(6), did any of the acts fail to qualify under the exceptions described in Regulations section 53.4941(d)-3 or in a current notice regarding disaster assistance (see page 20 of the instructions)? Organizations relying on a current notice regarding disaster assistance check here.   | 1b |     |    |
| c   | Did the foundation engage in a prior year in any of the acts described in 1a, other than excepted acts, that were not corrected before the first day of the tax year beginning in 2010?   | 1c |     | No |
| 2   | Taxes on failure to distribute income (section 4942) (does not apply for years the foundation was a private operating foundation defined in section 4942(j)(3) or 4942(j)(5))   |    |     |    |
| a   | At the end of tax year 2010, did the foundation have any undistributed income (lines 6d and 6e, Part XIII) for tax year(s) beginning before 2010? If "Yes," list the years 20 , 20 , 20 , 20  |    |     |    |
| b   | Are there any years listed in 2a for which the foundation is not applying the provisions of section 4942(a)(2) (relating to incorrect valuation of assets) to the year's undistributed income? (If applying section 4942(a)(2) to all years listed, answer "No" and attach statement—see page 20 of the instructions ).   | 2b |     |    |
| c   | If the provisions of section 4942(a)(2) are being applied to any of the years listed in 2a, list the years here 20 , 20 , 20 , 20   |    |     |    |
| 3a  | Did the foundation hold more than a 2% direct or indirect interest in any business enterprise at any time during the year? Yes No   |    |     |    |
| b   | If "Yes," did it have excess business holdings in 2010 as a result of (1) any purchase by the foundation or disqualified persons after May 26, 1969, (2) the lapse of the 5-year period (or longer period approved by the Commissioner under section 4943(c)(7)) to dispose of holdings acquired by gift or bequest, or (3) the lapse of the 10-, 15-, or 20-year first phase holding period? (Use Schedule C, Form 4720, to determine if the foundation had excess business holdings in 2010.).  | 3b |     |    |
| 4a  | Did the foundation invest during the year any amount in a manner that would jeopardize its charitable purposes?   | 4a |     | No |
| b   | Did the foundation make any investment in a prior year (but after December 31, 1969) that could jeopardize its charitable purpose that had not been removed from jeopardy before the first day of the tax year beginning in 2010?   | 4b |     | No |

Part VII-B

Statements Regarding Activities for Which Form 4720 May Be Required (continued)

|    |   |   |    |    |
|----|---|---|----|----|
| 5a | During the year did the foundation pay or incur any amount to   |   |    |    |
|    | (1) Carry on propaganda, or otherwise attempt to influence legislation (section 4945(e))?   | <input type="checkbox"/> Yes <input checked="" type="checkbox"/> No |    |    |
|    | (2) Influence the outcome of any specific public election (see section 4955), or to carry on, directly or indirectly, any voter registration drive?   | <input type="checkbox"/> Yes <input checked="" type="checkbox"/> No |    |    |
|    | (3) Provide a grant to an individual for travel, study, or other similar purposes?  | <input type="checkbox"/> Yes <input checked="" type="checkbox"/> No |    |    |
|    | (4) Provide a grant to an organization other than a charitable, etc , organization described in section 509(a)(1), (2), or (3), or section 4940(d)(2)? (see page 22 of the instructions).   | <input type="checkbox"/> Yes <input checked="" type="checkbox"/> No |    |    |
|    | (5) Provide for any purpose other than religious, charitable, scientific, literary, or educational purposes, or for the prevention of cruelty to children or animals?   | <input type="checkbox"/> Yes <input checked="" type="checkbox"/> No |    |    |
| b  | If any answer is "Yes" to 5a(1)–(5), did <b>any</b> of the transactions fail to qualify under the exceptions described in Regulations section 53.4945 or in a current notice regarding disaster assistance (see page 22 of the instructions)? Organizations relying on a current notice regarding disaster assistance check here. | <input type="checkbox"/>  | 5b |    |
| c  | If the answer is "Yes" to question 5a(4), does the foundation claim exemption from the tax because it maintained expenditure responsibility for the grant?<br><i>If "Yes," attach the statement required by Regulations section 53.4945–5(d).</i>   | <input type="checkbox"/> Yes <input type="checkbox"/> No            |    |    |
| 6a | Did the foundation, during the year, receive any funds, directly or indirectly, to pay premiums on a personal benefit contract?   | <input type="checkbox"/> Yes <input checked="" type="checkbox"/> No |    |    |
| b  | Did the foundation, during the year, pay premiums, directly or indirectly, on a personal benefit contract?<br><i>If "Yes" to 6b, file Form 8870.</i>  |   | 6b | No |
| 7a | At any time during the tax year, was the foundation a party to a prohibited tax shelter transaction?  | <input type="checkbox"/> Yes <input checked="" type="checkbox"/> No |    |    |
| b  | If yes, did the foundation receive any proceeds or have any net income attributable to the transaction?   |   | 7b |    |

Part VIII

Information About Officers, Directors, Trustees, Foundation Managers, Highly Paid Employees, and Contractors

|   |   |   |   |                                       |
|---|---|---|---|---------------------------------------|
| 1 List all officers, directors, trustees, foundation managers and their compensation (see page 22 of the instructions).                     |   |   |   |                                       |
| (a) Name and address  | (b) Title, and average hours per week devoted to position | (c) Compensation (If not paid, enter -0-) | (d) Contributions to employee benefit plans and deferred compensation | (e) Expense account, other allowances |
| See Additional Data Table   |   |   |   |                                       |
|   |   |   |   |                                       |
|   |   |   |   |                                       |
|   |   |   |   |                                       |
|   |   |   |   |                                       |
|   |   |   |   |                                       |
|   |   |   |   |                                       |
| 2 Compensation of five highest-paid employees (other than those included on line 1—see page 23 of the instructions). If none, enter "NONE." |   |   |   |                                       |
| (a) Name and address of each employee paid more than \$50,000   | (b) Title, and average hours per week devoted to position | (c) Compensation                          | (d) Contributions to employee benefit plans and deferred compensation | (e) Expense account, other allowances |
| NONE  |   |   |   |                                       |
|   |   |   |   |                                       |
|   |   |   |   |                                       |
|   |   |   |   |                                       |
|   |   |   |   |                                       |
|   |   |   |   |                                       |
|   |   |   |   |                                       |
|   |   |   |   |                                       |
| Total number of other employees paid over \$50,000.   |   |   |   | 0                                     |

Part VIII

Information About Officers, Directors, Trustees, Foundation Managers, Highly Paid Employees, and Contractors (continued)

| 3 Five highest-paid independent contractors for professional services (see page 23 of the instructions). If none, enter "NONE". |                     |                  |
|---|---------------------|------------------|
| (a) Name and address of each person paid more than \$50,000   | (b) Type of service | (c) Compensation |
| NONE  |                     |                  |
|   |                     |                  |
|   |                     |                  |
|   |                     |                  |
|   |                     |                  |
|   |                     |                  |
|   |                     |                  |
|   |                     |                  |
|   |                     |                  |
| Total number of others receiving over \$50,000 for professional services. . . . .   |                     | 0                |

Part IX-A

Summary of Direct Charitable Activities

| List the foundation's four largest direct charitable activities during the tax year. Include relevant statistical information such as the number of organizations and other beneficiaries served, conferences convened, research papers produced, etc. | Expenses |
|--|----------|
| 1  |          |
|  |          |
|  |          |
| 2  |          |
|  |          |
|  |          |
| 3  |          |
|  |          |
|  |          |
| 4  |          |
|  |          |
|  |          |

| Part IX-B Summary of Program-Related Investments (see page 24 of the instructions)                               |        |
|--|--------|
| Describe the two largest program-related investments made by the foundation during the tax year on lines 1 and 2 | Amount |
| 1  |        |
|  |        |
|  |        |
| 2  |        |
|  |        |
|  |        |
| All other program-related investments. See page 24 of the instructions.  |        |
| 3  |        |
|  |        |
|  |        |
| Total. Add lines 1 through 3. . . . .  | 0      |



Part X

Minimum Investment Return (All domestic foundations must complete this part. Foreign foundations, see page 24 of the instructions.)

|   |  |    |           |
|---|--|----|-----------|
| 1 | Fair market value of assets not used (or held for use) directly in carrying out charitable, etc , purposes                       |    |           |
| a | Average monthly fair market value of securities. . . . .   | 1a | 2,710,976 |
| b | Average of monthly cash balances. . . . .  | 1b | 1,045,039 |
| c | Fair market value of all other assets (see page 24 of the instructions). . . . .   | 1c | 0         |
| d | Total (add lines 1a, b, and c). . . . .  | 1d | 3,756,015 |
| e | Reduction claimed for blockage or other factors reported on lines 1a and 1c (attach detailed explanation). . . . .               | 1e | 0         |
| 2 | Acquisition indebtedness applicable to line 1 assets. . . . .  | 2  | 0         |
| 3 | Subtract line 2 from line 1d. . . . .  | 3  | 3,756,015 |
| 4 | Cash deemed held for charitable activities Enter 1 1/2% of line 3 (for greater amount, see page 25 of the instructions). . . . . | 4  | 56,340    |
| 5 | Net value of noncharitable-use assets. Subtract line 4 from line 3 Enter here and on Part V, line 4                              | 5  | 3,699,675 |
| 6 | Minimum investment return. Enter 5% of line 5. . . . .   | 6  | 184,984   |

Part XI

Distributable Amount (see page 25 of the instructions) (Section 4942(j)(3) and (j)(5) private operating foundations and certain foreign organizations check here ☒ and do not complete this part.)

|    |   |    |         |
|----|---|----|---------|
| 1  | Minimum investment return from Part X, line 6. . . . .  | 1  | 184,984 |
| 2a | Tax on investment income for 2010 from Part VI, line 5. . . . .   | 2a | 1,775   |
| b  | Income tax for 2010 (This does not include the tax from Part VI ). . . . .                                | 2b |         |
| c  | Add lines 2a and 2b. . . . .  | 2c | 1,775   |
| 3  | Distributable amount before adjustments Subtract line 2c from line 1. . . . .                             | 3  | 183,209 |
| 4  | Recoveries of amounts treated as qualifying distributions. . . . .  | 4  | 0       |
| 5  | Add lines 3 and 4. . . . .  | 5  | 183,209 |
| 6  | Deduction from distributable amount (see page 25 of the instructions). . . . .                            | 6  | 0       |
| 7  | Distributable amount as adjusted Subtract line 6 from line 5 Enter here and on Part XIII, line 1. . . . . | 7  | 183,209 |

Part XII

Qualifying Distributions (see page 25 of the instructions)

|  |   |    |         |
|--|---|----|---------|
| 1  | Amounts paid (including administrative expenses) to accomplish charitable, etc , purposes   |    |         |
| a  | Expenses, contributions, gifts, etc —total from Part I, column (d), line 26. . . . .  | 1a | 195,193 |
| b  | Program-related investments—total from Part IX-B. . . . .   | 1b | 0       |
| 2  | Amounts paid to acquire assets used (or held for use) directly in carrying out charitable, etc , purposes. . . . .  | 2  |         |
| 3  | Amounts set aside for specific charitable projects that satisfy the   |    |         |
| a  | Suitability test (prior IRS approval required). . . . .   | 3a |         |
| b  | Cash distribution test (attach the required schedule). . . . .  | 3b |         |
| 4  | Qualifying distributions. Add lines 1a through 3b Enter here and on Part V, line 8, and Part XIII, line 4   | 4  | 195,193 |
| 5  | Foundations that qualify under section 4940(e) for the reduced rate of tax on net investment income Enter 1% of Part I, line 27b (see page 26 of the instructions). . . . . | 5  | 0       |
| 6  | Adjusted qualifying distributions. Subtract line 5 from line 4. . . . .   | 6  | 195,193 |
| Note: The amount on line 6 will be used in Part V, column (b), in subsequent years when calculating whether the foundation qualifies for the section 4940(e) reduction of tax in those years |   |    |         |

Part XIII

Undistributed Income (see page 26 of the instructions)

|   | (a)<br>Corpus | (b)<br>Years prior to 2009 | (c)<br>2009 | (d)<br>2010 |
|---|---------------|----------------------------|-------------|-------------|
| 1 Distributable amount for 2010 from Part XI, line 7  |               |                            |             | 183,209     |
| 2 Undistributed income, if any, as of the end of 2010   |               |                            |             |             |
| a Enter amount for 2009 only. . . . .   |               |                            | 0           |             |
| b Total for prior years 20__, 20__, 20__  |               | 0                          |             |             |
| 3 Excess distributions carryover, if any, to 2010   |               |                            |             |             |
| a From 2005. . . . .  |               |                            |             | 5,613       |
| b From 2006. . . . .  |               |                            |             | 43,758      |
| c From 2007. . . . .  |               |                            |             | 47,956      |
| d From 2008. . . . .  |               |                            |             | 29,655      |
| e From 2009. . . . .  |               |                            |             | 33,069      |
| f Total of lines 3a through e. . . . .  | 160,051       |                            |             |             |
| 4 Qualifying distributions for 2010 from Part XII, line 4 ▶ \$ 195,193  |               |                            |             |             |
| a Applied to 2009, but not more than line 2a  |               |                            | 0           |             |
| b Applied to undistributed income of prior years (Election required—see page 26 of the instructions)  |               | 0                          |             |             |
| c Treated as distributions out of corpus (Election required—see page 26 of the instructions). . .   | 0             |                            |             |             |
| d Applied to 2010 distributable amount. . . . .   |               |                            |             | 183,209     |
| e Remaining amount distributed out of corpus  | 11,984        |                            |             |             |
| 5 Excess distributions carryover applied to 2010<br>(If an amount appears in column (d), the same amount must be shown in column (a).)  | 0             |                            |             | 0           |
| 6 Enter the net total of each column as indicated below:  |               |                            |             |             |
| a Corpus Add lines 3f, 4c, and 4e Subtract line 5   | 172,035       |                            |             |             |
| b Prior years' undistributed income Subtract line 4b from line 2b. . . . .  |               | 0                          |             |             |
| c Enter the amount of prior years' undistributed income for which a notice of deficiency has been issued, or on which the section 4942(a) tax has been previously assessed. . . . . |               | 0                          |             |             |
| d Subtract line 6c from line 6b Taxable amount—see page 27 of the instructions . . .  |               | 0                          |             |             |
| e Undistributed income for 2009 Subtract line 4a from line 2a Taxable amount—see page 27 of the instructions . . . . .  |               |                            | 0           |             |
| f Undistributed income for 2010 Subtract lines 4d and 5 from line 1 This amount must be distributed in 2011 . . . . .   |               |                            |             | 0           |
| 7 Amounts treated as distributions out of corpus to satisfy requirements imposed by section 170(b)(1)(F) or 4942(g)(3) (see page 27 of the instructions) . . . . .                  | 0             |                            |             |             |
| 8 Excess distributions carryover from 2005 not applied on line 5 or line 7 (see page 27 of the instructions) . . . . .  | 5,613         |                            |             |             |
| 9 Excess distributions carryover to 2011.<br>Subtract lines 7 and 8 from line 6a . . . . .  | 166,422       |                            |             |             |
| 10 Analysis of line 9   |               |                            |             |             |
| a Excess from 2006. . . . .   |               |                            |             | 43,758      |
| b Excess from 2007. . . . .   |               |                            |             | 47,956      |
| c Excess from 2008. . . . .   |               |                            |             | 29,655      |
| d Excess from 2009. . . . .   |               |                            |             | 33,069      |
| e Excess from 2010. . . . .   |               |                            |             | 11,984      |

## Part XIV

---

**2a** Enter the lesser of the adjusted net income from Part I or the minimum investment return from Part X for each year listed . . . . .

[illegible]

## 1 Information Regarding Foundation Managers:

**b** List any managers of the foundation who own 10% or more of the stock of a corporation (or an equally large portion of the ownership of a partnership or other entity) of which the foundation has a 10% or greater interest

**2 Information Regarding Contribution, Grant, Gift, Loan, Scholarship, etc., Programs:**

**a** The name, address, and telephone number of the person to whom applications should be addressed

C THOMAS DAVENPORT  
640 STATE STREET SUITE 201  
BRISTOL, TN 37620  
(423) 989-6500

**c** Any submission deadlines  
NONE

**d** Any restrictions or limitations on awards, such as by geographical areas, charitable fields, kinds of institutions, or other factors

NONE

Part XV

Supplementary Information (continued)

3 Grants and Contributions Paid During the Year or Approved for Future Payment

| Recipient   | If recipient is an individual,<br>show any relationship to<br>any foundation manager<br>or substantial contributor | Foundation<br>status of<br>recipient | Purpose of grant or<br>contribution | Amount  |
|---|--|--------------------------------------|-------------------------------------|---------|
| Name and address (home or business)                 |  |                                      |                                     |         |
| a Paid during the year<br>See Additional Data Table |  |                                      |                                     |         |
| Total . . . . .                                     |  |                                      | 3a                                  | 157,965 |
| b Approved for future payment                       |  |                                      |                                     |         |
| Total . . . . .                                     |  |                                      | 3b                                  | 0       |

| Enter gross amounts unless otherwise indicated |   | Unrelated business income |               | Excluded by section 512, 513, or 514 |               | (e)<br>Related or exempt<br>function income<br>(See page 28 of<br>the instructions ) |
|--|---|---------------------------|---------------|--------------------------------------|---------------|--|
|  |   | (a)<br>Business code      | (b)<br>Amount | (c)<br>Exclusion code                | (d)<br>Amount |  |
| <b>1</b>                                       | Program service revenue                                       |                           |               |                                      |               |  |
| <b>a</b>                                       | _____   |                           |               |                                      |               |  |
| <b>b</b>                                       | _____   |                           |               |                                      |               |  |
| <b>c</b>                                       | _____   |                           |               |                                      |               |  |
| <b>d</b>                                       | _____   |                           |               |                                      |               |  |
| <b>e</b>                                       | _____   |                           |               |                                      |               |  |
| <b>f</b>                                       | _____   |                           |               |                                      |               |  |
| <b>g</b>                                       | Fees and contracts from government agencies                   |                           |               |                                      |               |  |
| <b>2</b>                                       | Membership dues and assessments. . . . .                      |                           |               |                                      |               |  |
| <b>3</b>                                       | Interest on savings and temporary cash investments            |                           |               |                                      |               | 15,061   |
| <b>4</b>                                       | Dividends and interest from securities. . . . .               |                           |               |                                      |               | 45,073   |
| <b>5</b>                                       | Net rental income or (loss) from real estate                  |                           |               |                                      |               |  |
| <b>a</b>                                       | Debt-financed property. . . . .                               |                           |               |                                      |               |  |
| <b>b</b>                                       | Not debt-financed property. . . . .                           |                           |               |                                      |               |  |
| <b>6</b>                                       | Net rental income or (loss) from personal property            |                           |               |                                      |               |  |
| <b>7</b>                                       | Other investment income. . . . .                              |                           |               |                                      |               | 545  |
| <b>8</b>                                       | Gain or (loss) from sales of assets other than inventory      |                           |               |                                      |               | 62,013   |
| <b>9</b>                                       | Net income or (loss) from special events                      |                           |               |                                      |               |  |
| <b>10</b>                                      | Gross profit or (loss) from sales of inventory. . .           |                           |               |                                      |               |  |
| <b>11</b>                                      | Other revenue <b>a</b> _____                                  |                           |               |                                      |               |  |
| <b>b</b>                                       | _____   |                           |               |                                      |               |  |
| <b>c</b>                                       | _____   |                           |               |                                      |               |  |
| <b>d</b>                                       | _____   |                           |               |                                      |               |  |
| <b>e</b>                                       | _____   |                           |               |                                      |               |  |
| <b>12</b>                                      | Subtotal. Add columns (b), (d), and (e). . . . .              |                           | 0             |                                      | 0             | 122,692  |
| <b>13</b>                                      | <b>Total.</b> Add line 12, columns (b), (d), and (e). . . . . |                           |               |                                      |               | 122,692  |

[illegible]

Part XVII

Information Regarding Transfers To and Transactions and Relationships With Noncharitable Exempt Organizations

1

Did the organization directly or indirectly engage in any of the following with any other organization described in section 501(c) of the Code (other than section 501(c)(3) organizations) or in section 527, relating to political organizations?

a

Transfers from the reporting foundation to a noncharitable exempt organization of

1

Cash.

2

Other assets.

b

Other transactions

1

Sales of assets to a noncharitable exempt organization.

2

Purchases of assets from a noncharitable exempt organization.

3

Rental of facilities, equipment, or other assets.

4

Reimbursement arrangements.

5

Loans or loan guarantees.

6

Performance of services or membership or fundraising solicitations.

c

Sharing of facilities, equipment, mailing lists, other assets, or paid employees.

d

If the answer to any of the above is "Yes," complete the following schedule. Column (b) should always show the fair market value of the goods, other assets, or services given by the reporting foundation. If the foundation received less than fair market value in any transaction or sharing arrangement, show in column (d) the value of the goods, other assets, or services received.

| (a)     | (b)             | (c)                                       | (d)  |
|---------|-----------------|---|--|
| Line No | Amount involved | Name of noncharitable exempt organization | Description of transfers, transactions, and sharing arrangements |
|         |                 |   |  |
|         |                 |   |  |
|         |                 |   |  |
|         |                 |   |  |
|         |                 |   |  |
|         |                 |   |  |
|         |                 |   |  |
|         |                 |   |  |
|         |                 |   |  |
|         |                 |   |  |
|         |                 |   |  |
|         |                 |   |  |
|         |                 |   |  |
|         |                 |   |  |
|         |                 |   |  |
|         |                 |   |  |
|         |                 |   |  |
|         |                 |   |  |
|         |                 |   |  |
|         |                 |   |  |

2a

Is the foundation directly or indirectly affiliated with, or related to, one or more tax-exempt organizations described in section 501(c) of the Code (other than section 501(c)(3)) or in section 527?

☐

Yes

☒

No

b

If "Yes," complete the following schedule

| (a)  | (b)   | (c)   |
|--|---|---|
| Name of organization   | Type of organization                            | Description of relationship   |
| <div><div><div>Sign Here</div><div><div>Under penalties of perjury, I declare that I have examined this return, including accompanying schedules and statements, and to the best of my knowledge and belief, it is true, correct, and complete. Declaration of preparer (other than taxpayer or fiduciary) is based on all information of which preparer has any knowledge.</div><div><div><div>*****</div><div>2011-06-17</div><div>*****</div></div><div><div>Signature of officer or trustee</div><div>Date</div><div>Title</div></div></div></div></div></div> |   |   |
| <div><div>Paid Preparer's Use Only</div><div><div>Preparer's Signature</div><div>THOMAS S GREER</div></div></div>  | <div><div>Date</div><div>2011-06-16</div></div> | <div><div>Check if self-employed <input checked="" type="checkbox"/></div><div>PTIN</div></div> |
| <div><div>Firm's name</div><div>BLACKBURN CHILDERS &amp; STEAGALL PLC</div></div>  | <div><div>Firm's EIN</div><div></div></div>     | <div><div>Phone no</div><div>(423) 282-4511</div></div>   |
| <div><div>Firm's address</div><div>801B SUNSET DRIVE<br/>JOHNSON CITY, TN 376043033</div></div>  |   |   |

Additional Data

Software ID:  
Software Version:  
EIN: 62-6044873  
Name: MASSENGILL-DEFRIECE FOUNDATION INC

Form 990PF Part IV - Capital Gains and Losses for Tax on Investment Income - Columns a - d

| (a) List and describe the kind(s) of property sold (e g , real estate, 2-story brick warehouse, or common stock, 200 shs MLC Co ) |                               | (b) How acquired<br>P—Purchase<br>D—Donation | (c) Date acquired<br>(mo , day, yr ) | (d) Date sold<br>(mo , day, yr ) |
|---|-------------------------------|--|--------------------------------------|----------------------------------|
| A   | 240 3M CO                     | P  | 2010-06-30                           | 2010-06-17                       |
| B   | 370 AMERICAN EXPRESS CO       | P  | 2008-06-24                           | 2010-07-29                       |
| C   | 1740 AUTODESK INC             | P  | 2010-06-30                           | 2010-06-16                       |
| D   | 660 BECTON DICKINSON & CO     | P  | 2010-06-30                           | 2010-06-16                       |
| E   | 2590 CARNIVAL CORP            | P  | 2010-06-30                           | 2010-06-16                       |
| F   | 820 CERNER CORP               | P  | 2010-06-30                           | 2010-06-16                       |
| G   | 2415 CISCO SYSTEMS            | P  | 2010-06-30                           | 2010-06-16                       |
| H   | 2074 COMCAST CORP-CL A        | P  | 2010-06-30                           | 2010-06-16                       |
| I   | 1420 DEAN FOODS CO            | P  | 2010-06-30                           | 2010-06-16                       |
| J   | 1560 WALT DISNEY CO           | P  | 2010-06-30                           | 2010-06-17                       |
| K   | 2800 ELECTRONIC ARTS          | P  | 2010-06-30                           | 2010-06-16                       |
| L   | 3220 EMC CORP                 | P  | 2010-06-30                           | 2010-06-16                       |
| M   | 410 FEDEX CORPORATION         | P  | 2010-06-30                           | 2010-06-17                       |
| N   | 670 FORTUNE BRANDS INC        | P  | 2010-06-30                           | 2010-06-16                       |
| O   | 1220 GENERAL MILLS INC        | P  | 2010-06-30                           | 2010-06-16                       |
| P   | 260 GENZYME CORP              | P  | 2007-02-22                           | 2010-06-16                       |
| Q   | 150 GOOGLE INC-CL A           | P  | 2010-06-30                           | 2010-06-16                       |
| R   | 650 HOME DEPOT INC            | P  | 2010-06-30                           | 2010-06-16                       |
| S   | 2340 INTERNATIONAL GAME TECH  | P  | 2010-06-30                           | 2010-06-16                       |
| T   | 725 JUNIPER NETWORKS INC      | P  | 2010-06-30                           | 2010-06-16                       |
| U   | 160 LONZA GROUP AG-REG        | P  | 2010-06-30                           | 2010-06-17                       |
| V   | 790 LOWES COS INC             | P  | 2010-06-30                           | 2010-06-16                       |
| W   | 1610 MICROSOFT CORP           | P  | 2008-01-18                           | 2010-06-16                       |
| X   | 400 MILLIPORE CORP            | P  | 2010-06-30                           | 2010-06-16                       |
| Y   | 430 MONSANTO CO               | P  | 2010-06-30                           | 2010-06-16                       |
| Z   | 1290 NESTLE SA-REGISTERED     | P  | 2010-06-30                           | 2010-06-17                       |
| AA  | 3260 NOKIA CORP SPONSORED ADR | P  | 2010-06-30                           | 2010-06-16                       |
| AB  | 180 NOVARTIS AG ADR           | P  | 2010-06-30                           | 2010-11-18                       |
| AC  | 2310 PERKINELMER INC          | P  | 2010-06-30                           | 2010-06-16                       |
| AD  | 230 QUEST DIAGNOSTICS INC     | P  | 2007-07-31                           | 2010-06-16                       |

Form 990PF Part IV - Capital Gains and Losses for Tax on Investment Income - Columns a - d

| (a) List and describe the kind(s) of property sold (e g , real estate, 2-story brick warehouse, or common stock, 200 shs MLC Co ) |                                  | (b) How acquired<br>P—Purchase<br>D—Donation | (c) Date acquired<br>(mo , day, yr ) | (d) Date sold<br>(mo , day, yr ) |
|---|----------------------------------|--|--------------------------------------|----------------------------------|
| AE  | 550 SALESFORCE COM INC           | P  | 2008-12-02                           | 2010-06-16                       |
| AF  | 800 SAP AG - SPONSORED ADR       | P  | 2010-06-30                           | 2010-06-16                       |
| AG  | 410 SEI INVESTMENTS CO           | P  | 2007-07-20                           | 2010-07-29                       |
| AH  | 8865 SOUTHWEST AIRLINES          | P  | 2010-06-30                           | 2010-06-16                       |
| AI  | 780 THERMO FISHER SCIENTIFIC INC | P  | 2010-06-30                           | 2010-06-16                       |
| AJ  | 2850 UNILEVER PLC-SPONSORED ADR  | P  | 2010-06-30                           | 2010-06-30                       |
| AK  | 915 UNITED PARCEL SERVICE -CLB   | P  | 2010-06-30                           | 2010-06-16                       |
| AL  | 2640 WEATHERFORD INTL LTD        | P  | 2010-06-30                           | 2010-06-16                       |
| AM  | 1860 WEYERHAEUSER CO             | P  | 2010-06-30                           | 2010-06-16                       |



Form 990PF Part IV - Capital Gains and Losses for Tax on Investment Income - Columns e - h

| (e) Gross sales price |        | (f) Depreciation allowed<br>(or allowable) | (g) Cost or other basis<br>plus expense of sale | (h) Gain or (loss)<br>(e) plus (f) minus (g) |
|-----------------------|--------|--|---|--|
| A                     | 19,360 |  | 17,511  | 1,849  |
| B                     | 16,624 |  | 15,135  | 1,489  |
| C                     | 49,400 |  | 48,787  | 613  |
| D                     | 47,280 |  | 43,540  | 3,740  |
| E                     | 95,626 |  | 89,268  | 6,358  |
| F                     | 67,140 |  | 33,860  | 33,280                                       |
| G                     | 57,045 |  | 56,368  | 677  |
| H                     | 38,162 |  | 42,829  | -4,667                                       |
| I                     | 15,251 |  | 30,124  | -14,873                                      |
| J                     | 54,080 |  | 41,986  | 12,094                                       |
| K                     | 44,514 |  | 93,872  | -49,358                                      |
| L                     | 62,075 |  | 45,660  | 16,415                                       |
| M                     | 31,902 |  | 35,207  | -3,305                                       |
| N                     | 30,779 |  | 38,285  | -7,506                                       |
| O                     | 46,942 |  | 31,156  | 15,786                                       |
| P                     | 13,193 |  | 16,587  | -3,394                                       |
| Q                     | 75,242 |  | 73,006  | 2,236  |
| R                     | 20,771 |  | 17,486  | 3,285  |
| S                     | 43,266 |  | 70,633  | -27,367                                      |
| T                     | 18,258 |  | 15,559  | 2,699  |
| U                     | 11,112 |  | 11,934  | -822   |
| V                     | 18,304 |  | 18,225  | 79   |
| W                     | 42,604 |  | 54,430  | -11,826                                      |
| X                     | 42,651 |  | 28,360  | 14,291                                       |
| Y                     | 21,969 |  | 32,520  | -10,551                                      |
| Z                     | 60,947 |  | 38,612  | 22,335                                       |
| AA                    | 28,820 |  | 50,068  | -21,248                                      |
| AB                    | 10,213 |  | 7,012   | 3,201  |
| AC                    | 53,024 |  | 47,110  | 5,914  |
| AD                    | 12,357 |  | 12,797  | -440   |

Form 990PF Part IV - Capital Gains and Losses for Tax on Investment Income - Columns e - h

| (e) Gross sales price |         | (f) Depreciation allowed<br>(or allowable) | (g) Cost or other basis<br>plus expense of sale | (h) Gain or (loss)<br>(e) plus (f) minus (g) |
|-----------------------|---------|--|---|--|
| A E                   | 51,684  |  | 15,362  | 36,322                                       |
| A F                   | 36,412  |  | 31,273  | 5,139  |
| A G                   | 7,962   |  | 11,660  | -3,698                                       |
| A H                   | 108,397 |  | 96,533  | 11,864                                       |
| A I                   | 41,737  |  | 26,625  | 15,112                                       |
| A J                   | 81,251  |  | 64,607  | 16,644                                       |
| A K                   | 57,960  |  | 60,833  | -2,873                                       |
| A L                   | 39,666  |  | 43,372  | -3,706                                       |
| A M                   | 74,995  |  | 78,770  | -3,775                                       |

Form 990PF Part IV - Capital Gains and Losses for Tax on Investment Income - Columns i - I

| Complete only for assets showing gain in column (h) and owned by the foundation on 12/31/69 |  |                                   |  | (l) Gains (Col (h) gain minus col (k), but not less than -0-) or Losses (from col (h)) |
|---|--|-----------------------------------|--|--|
| (i) F M V as of 12/31/69  |  | (j) Adjusted basis as of 12/31/69 | (k) Excess of col (i) over col (j), if any |  |
| A   |  |                                   |  | 1,849  |
| B   |  |                                   |  | 1,489  |
| C   |  |                                   |  | 613  |
| D   |  |                                   |  | 3,740  |
| E   |  |                                   |  | 6,358  |
| F   |  |                                   |  | 33,280   |
| G   |  |                                   |  | 677  |
| H   |  |                                   |  | -4,667   |
| I   |  |                                   |  | -14,873  |
| J   |  |                                   |  | 12,094   |
| K   |  |                                   |  | -49,358  |
| L   |  |                                   |  | 16,415   |
| M   |  |                                   |  | -3,305   |
| N   |  |                                   |  | -7,506   |
| O   |  |                                   |  | 15,786   |
| P   |  |                                   |  | -3,394   |
| Q   |  |                                   |  | 2,236  |
| R   |  |                                   |  | 3,285  |
| S   |  |                                   |  | -27,367  |
| T   |  |                                   |  | 2,699  |
| U   |  |                                   |  | -822   |
| V   |  |                                   |  | 79   |
| W   |  |                                   |  | -11,826  |
| X   |  |                                   |  | 14,291   |
| Y   |  |                                   |  | -10,551  |
| Z   |  |                                   |  | 22,335   |
| AA  |  |                                   |  | -21,248  |
| AB  |  |                                   |  | 3,201  |
| AC  |  |                                   |  | 5,914  |
| AD  |  |                                   |  | -440   |


Form 990PF Part IV - Capital Gains and Losses for Tax on Investment Income - Columns i - l

| Complete only for assets showing gain in column (h) and owned by the foundation on 12/31/69 |  |                                   |  | (l) Gains (Col (h) gain minus col (k), but not less than -0-) or Losses (from col (h)) |
|---|--|-----------------------------------|--|--|
| (i) F M V as of 12/31/69  |  | (j) Adjusted basis as of 12/31/69 | (k) Excess of col (i) over col (j), if any |  |
| A E   |  |                                   |  | 36,322   |
| A F   |  |                                   |  | 5,139  |
| A G   |  |                                   |  | -3,698   |
| A H   |  |                                   |  | 11,864   |
| A I   |  |                                   |  | 15,112   |
| A J   |  |                                   |  | 16,644   |
| A K   |  |                                   |  | -2,873   |
| A L   |  |                                   |  | -3,706   |
| A M   |  |                                   |  | -3,775   |


Form 990PF Part VIII Line 1 - List all officers, directors, trustees, foundation managers and their compensation

| (a) Name and address                                     | (b) Title, and average hours per week devoted to position | (c) Compensation (If not paid, enter -0-) | (d) Contributions to employee benefit plans and deferred compensation | (e) Expense account, other allowances |
|--|---|---|---|---------------------------------------|
| C THOMAS DAVENPORT JR                                    | PRESIDENT<br>5 00   | 0   | 0   | 0                                     |
| P O BOX 966<br>BRISTOL, TN 37620                         |   |   |   |                                       |
| C RICHARD HAGERSTROM JR                                  | SECRETARY/TREASURER<br>5 00                               | 0   | 0   | 0                                     |
| 2482 COACH HOUSE LANE<br>NAPLES, FL 34105                |   |   |   |                                       |
| PAUL E DEFRIECE  | DIRECTOR<br>5 00  | 0   | 0   | 0                                     |
| 3901 CHAUCER WOOD NE<br>ATLANTA, GA 303191688            |   |   |   |                                       |
| FRANK DEFRIECE JR  | DIRECTOR<br>5 00  | 0   | 0   | 0                                     |
| 113 LANDMARK LANE SUITE B<br>BRISTOL, TN 37621           |   |   |   |                                       |
| STEPHEN L EVERHART                                       | DIRECTOR<br>5 00  | 0   | 0   | 0                                     |
| P O BOX 1988<br>BRISTOL, TN 37620                        |   |   |   |                                       |
| RONAN KING   | DIRECTOR<br>5 00  | 0   | 0   | 0                                     |
| P O BOX 220<br>BRISTOL, VA 24201                         |   |   |   |                                       |
| JOSEPHINE D WILSON                                       | DIRECTOR<br>5 00  | 0   | 0   | 0                                     |
| 5100 N OCEAN BOULEVARD 1709<br>FORT LAUDERDALE, FL 33308 |   |   |   |                                       |
| POLLY WILLS  | DIRECTOR<br>5 00  | 0   | 0   | 0                                     |
| 326 DURAND FALLS<br>DECATUR, GA 30030                    |   |   |   |                                       |

Form 990PF Part XV Line 3 - Grants and Contributions Paid During the Year or Approved for Future Payment

| Recipient  | If recipient is an individual, show any relationship to any foundation manager or substantial contributor | Foundation status of recipient | Purpose of grant or contribution | Amount  |
|--|---|--------------------------------|----------------------------------|---------|
| Name and address (home or business)  |   |                                |                                  |         |
| <b>a</b> Paid during the year  |   |                                |                                  |         |
| BIRTHPLACE OF COUNTRY MUSIC<br>PO BOX 216<br>BRISTOL, TN 37621   | N/A   | PUBLIC CHARITY                 | CULTURAL HERITAGE CENTER         | 5,000   |
| BOY SCOUTS SEQUOYAH COUNCIL<br>PO BOX 3010<br>JOHNSON CITY, TN 37602   | N/A   | PUBLIC CHARITY                 | CAMP DAVY CROCKETT               | 37,500  |
| BOYS TO MEN (JOHNSON CITY)<br>PO BOX 4426<br>JOHNSON CITY, TN 37602  | N/A   | PUBLIC CHARITY                 | PLAYGROUND                       | 665     |
| BRISTOL TN PUBLIC SCHOOLS<br>615 MARTIN LUTHER KING JR BLVD<br>BRISTOL, TN 37620                                       | N/A   | PUBLIC CHARITY                 | HAYNESFIELD, KANUGA MTN          | 1,500   |
| CASA OF SULLIVAN CO<br>317 SHELBY ST SUITE 206<br>KINGSPORT, TN 37660  | N/A   | PUBLIC CHARITY                 | RED SHOE GALA                    | 3,000   |
| CROSSROADS MEDICAL MISSION<br>201 OVERBROOK DR<br>BRISTOL, TN 37620  | N/A   | PUBLIC CHARITY                 | CHRONIC HEALTH CARE VISITS       | 5,000   |
| IMAGINATION LIBRARY JOHNSON CITY<br>101 W MILLARD ST<br>JOHNSON CITY, TN 37604   | N/A   | PUBLIC CHARITY                 | BOOKS FOR PRESCHOOL              | 2,500   |
| IMAGINATION LIBRARY SULLIVAN COUNTY<br>149 PACTOLUS RD<br>KINGSPORT, TN 37663  | N/A   | PUBLIC CHARITY                 | BOOKS FOR PRESCHOOL              | 2,000   |
| IMAGINATION LIBRARY WASHINGTON COUNTY<br>41 PIEDMONT AVE<br>BRISTOL, VA 24201  | N/A   | PUBLIC CHARITY                 | BOOKS FOR PRESCHOOL              | 1,500   |
| LEE STREET BAPTIST CHURCH<br>1 W MARY STREET<br>BRISTOL, VA 24201  |   | PUBLIC CHARITY                 | IN THE NAME OF REV WA JOHNSON    | 1,000   |
| PARAMOUNT CTR FOR THE ARTS<br>518 STATE STREET<br>BRISTOL, TN 37620  | N/A   | PUBLIC CHARITY                 | LOBBY CEILING REPAIRS            | 15,000  |
| RIVER'S WAY<br>889 STONEY HOLLOW RD<br>BLUFF CITY, TN 37618  | N/A   | PUBLIC CHARITY                 | RAFTS & PAMPER POLE              | 3,800   |
| ROCKY MOUNT MUSEUM<br>PO BOX 160<br>PINEY FLATS, TN 376860160  | N/A   | PUBLIC CHARITY                 | OPERATIONS                       | 32,500  |
| SECOND HARVEST FOOD BANK<br>127 DILLON COURT<br>GRAY, TN 37615   | N/A   | PUBLIC CHARITY                 | FOOD BACKPACKS                   | 10,000  |
| SMALL MIRACLES<br>PO BOX 6429<br>KINGSPORT, TN 37663   | N/A   | PUBLIC CHARITY                 | HORSE THERAPY FOR SPECIAL NEEDS  | 2,000   |
| <b>Total . . . . .</b>  <b>3a</b> |   |                                |                                  | 157,965 |

Form 990PF Part XV Line 3 - Grants and Contributions Paid During the Year or Approved for Future Payment

| Recipient  | If recipient is an individual, show any relationship to any foundation manager or substantial contributor | Foundation status of recipient | Purpose of grant or contribution | Amount  |
|--|---|--------------------------------|----------------------------------|---------|
| Name and address (home or business)  |   |                                |                                  |         |
| <b>a</b> <i>Paid during the year</i>   |   |                                |                                  |         |
| WINDSOR AVE PRESBYTERIAN CHURCH<br>1100 WINDSOR AVENUE<br>BRISTOL, TN 37620  | N/A   | PUBLIC CHARITY                 | IN THE NAME OF CLAYTON DAVENPORT | 10,000  |
| YCMA BLUE RIDGE ASSEMBLY<br>84 BLUE RIDGE CIRCLE<br>BLACK MOUNTAIN, NC 28711   | N/A   | PUBLIC CHARITY                 | REPAIRS TO R E LEE HALL          | 25,000  |
| <b>Total . . . . .</b>  <b>3a</b> |   |                                |                                  | 157,965 |

**TY 2010 Accounting Fees Schedule**

**Name:** MASSENGILL-DEFRIECE FOUNDATION INC

**EIN:** 62-6044873

| Category   | Amount | Net Investment<br>Income | Adjusted Net<br>Income | Disbursements for<br>Charitable<br>Purposes |
|------------|--------|--------------------------|------------------------|---|
| ACCOUNTING | 3,200  | 2,560                    |                        | 3,200                                       |



**TY 2010 Investments Corporate  
Stock Schedule**

**Name:** MASSENGILL-DEFRIECE FOUNDATION INC  
**EIN:** 62-6044873

| Name of Stock                                 | End of Year Book Value | End of Year Fair Market Value |
|---|------------------------|-------------------------------|
| CORPORATE STOCKS - THE GLENMEDE TRUST COMPANY | 2,825,118              | 2,825,118                     |

**TY 2010 Investments Government  
Obligations Schedule**

**Name:** MASSENGILL-DEFRIECE FOUNDATION INC  
**EIN:** 62-6044873

|   |         |
|---|---------|
| <b>US Government Securities - End of<br/>Year Book Value:</b>                           | 275,549 |
| <b>US Government Securities - End of<br/>Year Fair Market Value:</b>                    | 275,549 |
| <b>State &amp; Local Government<br/>Securities - End of Year Book<br/>Value:</b>        | 0       |
| <b>State &amp; Local Government<br/>Securities - End of Year Fair<br/>Market Value:</b> | 0       |

TY 2010 Other Assets Schedule

**Name:** MASSENGILL-DEFRIECE FOUNDATION INC

**EIN:** 62-6044873

| Description          | Beginning of Year -<br>Book Value | End of Year - Book<br>Value | End of Year - Fair<br>Market Value |
|----------------------|-----------------------------------|-----------------------------|------------------------------------|
| PREPAID EXCISE TAXES | 4,900                             | 3,125                       | 3,125                              |

# TY 2010 Other Expenses Schedule

**Name:** MASSENGILL-DEFRIECE FOUNDATION INC

**EIN:** 62-6044873

| Description          | Revenue and Expenses<br>per Books | Net Invest ment<br>Income | Adjusted Net Income | Disbursements for<br>Charitable Purposes |
|----------------------|-----------------------------------|---------------------------|---------------------|--|
| PORTFOLIO DEDUCTIONS | 31                                | 31                        |                     | 31                                       |
| OFFICE EXPENSES      | 609                               | 487                       |                     | 609                                      |

TY 2010 Other Income Schedule

**Name:** MASSENGILL-DEFRIECE FOUNDATION INC

**EIN:** 62-6044873

| Description               | Revenue And<br>Expenses Per Books | Net Invest ment<br>Income | Adjusted Net Income |
|---------------------------|-----------------------------------|---------------------------|---------------------|
| CLASS ACTION LAWSUIT, ETC | 545                               | 545                       | 545                 |

**TY 2010 Other Increases Schedule**

**Name:** MASSENGILL-DEFRIECE FOUNDATION INC

**EIN:** 62-6044873

| Description               | Amount  |
|---------------------------|---------|
| UNREALIZED GAINS (LOSSES) | 198,285 |

**TY 2010 Other Professional Fees Schedule**

**Name:** MASSENGILL-DEFRIECE FOUNDATION INC

**EIN:** 62-6044873

| Category              | Amount | Net Investment<br>Income | Adjusted Net<br>Income | Disbursements for<br>Charitable<br>Purposes |
|-----------------------|--------|--------------------------|------------------------|---|
| INVESTMENT MANAGEMENT | 20,659 | 20,659                   |                        | 20,659                                      |

**TY 2010 Taxes Schedule**

**Name:** MASSENGILL-DEFRIECE FOUNDATION INC

**EIN:** 62-6044873

| Category     | Amount | Net Investment<br>Income | Adjusted Net<br>Income | Disbursements for<br>Charitable<br>Purposes |
|--------------|--------|--------------------------|------------------------|---|
| EXCISE TAXES | 1,775  | 0                        |                        | 0   |