



See a Social Security Number? Say Something!
Report Privacy Problems to <https://public.resource.org/privacy>
Or call the IRS Identity Theft Hotline at 1-800-908-4490



Return of Private Foundation

or Section 4947(a)(1) Nonexempt Charitable Trust

Treated as a Private Foundation

2010

Department of the Treasury
Internal Revenue Service

Note The foundation may be able to use a copy of this return to satisfy state reporting requirements.

For calendar year 2010, or tax year beginning , and ending

G Check all that apply: ☐ Initial return ☐ Initial return of a former public charity ☐ Final return
☐ Amended return ☐ Address change ☐ Name change

Name of foundation WILSON - WOOD FOUNDATION, INC.		A Employer identification number 59-2243926
Number and street (or P O box number if mail is not delivered to street address) 930 SCHERER WAY	Room/suite	B Telephone number (941) 966-3635
City or town, state, and ZIP code OSPREY, FL 34229		C If exemption application is pending, check here <input type="checkbox"/>
H Check type of organization. <input checked="" type="checkbox"/> Section 501(c)(3) exempt private foundation <input type="checkbox"/> Section 4947(a)(1) nonexempt charitable trust <input type="checkbox"/> Other taxable private foundation		D 1. Foreign organizations, check here <input type="checkbox"/> 2. Foreign organizations meeting the 85% test, check here and attach computation <input type="checkbox"/>
I Fair market value of all assets at end of year (from Part II, col (c), line 16) \$ 8,492,107. (Part I, column (d) must be on cash basis)	J Accounting method. <input type="checkbox"/> Cash <input checked="" type="checkbox"/> Accrual <input type="checkbox"/> Other (specify)	E If private foundation status was terminated under section 507(b)(1)(A), check here <input type="checkbox"/>
		F If the foundation is in a 60-month termination under section 507(b)(1)(B), check here <input type="checkbox"/>

Part I Analysis of Revenue and Expenses (The total of amounts in columns (b), (c), and (d) may not necessarily equal the amounts in column (a))		(a) Revenue and expenses per books	(b) Net investment income	(c) Adjusted net income	(d) Disbursements for charitable purposes (cash basis only)
1 Contributions, gifts, grants, etc., received				N/A	
2 Check <input checked="" type="checkbox"/> if the foundation is not required to attach Sch B					
3 Interest on savings and temporary cash investments		128,525.	128,525.		STATEMENT 1
4 Dividends and interest from securities		137,268.	137,268.		STATEMENT 2
5a Gross rents					
b Net rental income or (loss)					
6a Net gain or (loss) from sale of assets not on line 10		-69,099.			
b Gross sales price for all assets on line 6a 1,507,081.					
7 Capital gain net income (from Part IV, line 2)			0.		
8 Net short-term capital gain					
9 Income modifications					
10a Gross sales less returns and allowances					
b Less Cost of goods sold					
c Gross profit or (loss)					
11 Other income					
12 Total Add lines 1 through 11		196,694.	265,793.		
13 Compensation of officers, directors, trustees, etc		76,032.	15,206.		60,826.
14 Other employee salaries and wages					
15 Pension plans, employee benefits		13,420.	2,684.		10,736.
16a Legal fees					
b Accounting fees STMT 3		11,850.	0.		11,850.
c Other professional fees STMT 4		20,251.	20,251.		0.
17 Interest					
18 Taxes STMT 5		4,553.	0.		0.
19 Depreciation and depletion		165.	0.		
20 Occupancy		965.	0.		965.
21 Travel, conferences, and meetings					
22 Printing and publications					
23 Other expenses STMT 6		4,843.	0.		4,843.
24 Total operating and administrative expenses Add lines 13 through 23		132,079.	38,141.		89,220.
25 Contributions, gifts, grants paid		275,000.			275,000.
26 Total expenses and disbursements Add lines 24 and 25		407,079.	38,141.		364,220.
27 Subtract line 26 from line 12		-210,385.			
b Net investment income (if negative, enter -0-)			227,652.		
c Adjusted net income (if negative, enter -0-)				N/A	

Part II Balance Sheets

Attached schedules and amounts in the description column should be for end-of-year amounts only

		Beginning of year	End of year	
		(a) Book Value	(b) Book Value	(c) Fair Market Value
Assets	1 Cash - non-interest-bearing	25.	25.	25.
	2 Savings and temporary cash investments	1,121,464.	881,500.	881,500.
	3 Accounts receivable ▶			
	Less: allowance for doubtful accounts ▶			
	4 Pledges receivable ▶			
	Less: allowance for doubtful accounts ▶			
	5 Grants receivable			
	6 Receivables due from officers, directors, trustees, and other disqualified persons			
	7 Other notes and loans receivable ▶			
	Less: allowance for doubtful accounts ▶			
	8 Inventories for sale or use			
	9 Prepaid expenses and deferred charges	1,236.		
	10a Investments - U.S. and state government obligations			
	b Investments - corporate stock STMT 8	4,616,065.	4,863,388.	4,863,388.
	c Investments - corporate bonds STMT 9	2,090,939.	2,604,120.	2,604,120.
11 Investments - land, buildings, and equipment basis ▶				
Less accumulated depreciation ▶				
12 Investments - mortgage loans				
13 Investments - other STMT 10	100,000.	100,000.	100,000.	
14 Land, buildings, and equipment: basis ▶ 6,052.				
Less accumulated depreciation STMT 11 ▶ 5,555.	662.	497.	497.	
15 Other assets (describe ▶ STATEMENT 12)	37,229.	42,577.	42,577.	
16 Total assets (to be completed by all filers)	7,967,620.	8,492,107.	8,492,107.	
Liabilities	17 Accounts payable and accrued expenses	864.	915.	
	18 Grants payable			
	19 Deferred revenue			
	20 Loans from officers, directors, trustees, and other disqualified persons			
	21 Mortgages and other notes payable			
	22 Other liabilities (describe ▶)	27,552.	193.	
23 Total liabilities (add lines 17 through 22)	28,416.	1,108.		
Net Assets or Fund Balances	Foundations that follow SFAS 117, check here ▶ <input type="checkbox"/>			
	and complete lines 24 through 26 and lines 30 and 31			
	24 Unrestricted			
	25 Temporarily restricted			
	26 Permanently restricted			
	Foundations that do not follow SFAS 117, check here ▶ <input checked="" type="checkbox"/>			
	and complete lines 27 through 31.			
	27 Capital stock, trust principal, or current funds	0.	0.	
28 Paid-in or capital surplus, or land, bldg., and equipment fund	0.	0.		
29 Retained earnings, accumulated income, endowment, or other funds	7,939,204.	8,490,999.		
30 Total net assets or fund balances	7,939,204.	8,490,999.		
31 Total liabilities and net assets/fund balances	7,967,620.	8,492,107.		

Part III Analysis of Changes in Net Assets or Fund Balances

1 Total net assets or fund balances at beginning of year - Part II, column (a), line 30 (must agree with end-of-year figure reported on prior year's return)	1	7,939,204.
2 Enter amount from Part I, line 27a	2	-210,385.
3 Other increases not included in line 2 (itemize) ▶ SEE STATEMENT 7	3	762,180.
4 Add lines 1, 2, and 3	4	8,490,999.
5 Decreases not included in line 2 (itemize) ▶	5	0.
6 Total net assets or fund balances at end of year (line 4 minus line 5) - Part II, column (b), line 30	6	8,490,999.

Part IV Capital Gains and Losses for Tax on Investment Income

(a) List and describe the kind(s) of property sold (e.g., real estate, 2-story brick warehouse; or common stock, 200 shs. MLC Co.)	(b) How acquired P - Purchase D - Donation	(c) Date acquired (mo., day, yr.)	(d) Date sold (mo., day, yr.)
1a SEE ATTACHED	P	VARIOUS	VARIOUS
b CAPITAL GAINS DIVIDENDS			
c			
d			
e			

(e) Gross sales price	(f) Depreciation allowed (or allowable)	(g) Cost or other basis plus expense of sale	(h) Gain or (loss) (e) plus (f) minus (g)
a 1,502,461.		1,576,180.	-73,719.
b 4,620.			4,620.
c			
d			
e			
Complete only for assets showing gain in column (h) and owned by the foundation on 12/31/69			(i) Gains (Col. (h) gain minus col. (k), but not less than -0-) or Losses (from col. (h))
(i) F.M.V. as of 12/31/69	(j) Adjusted basis as of 12/31/69	(k) Excess of col. (i) over col. (j), if any	
a			-73,719.
b			4,620.
c			
d			
e			
2 Capital gain net income or (net capital loss) { If gain, also enter in Part I, line 7 If (loss), enter -0- in Part I, line 7 }			2 -69,099.
3 Net short-term capital gain or (loss) as defined in sections 1222(5) and (6): If gain, also enter in Part I, line 8, column (c) If (loss), enter -0- in Part I, line 8			3 N/A

Part V Qualification Under Section 4940(e) for Reduced Tax on Net Investment Income

(For optional use by domestic private foundations subject to the section 4940(a) tax on net investment income.)

If section 4940(d)(2) applies, leave this part blank.

Was the foundation liable for the section 4942 tax on the distributable amount of any year in the base period?

☐ Yes ☒ No

If "Yes," the foundation does not qualify under section 4940(e). Do not complete this part.

1 Enter the appropriate amount in each column for each year; see instructions before making any entries.

(a) Base period years Calendar year (or tax year beginning in)	(b) Adjusted qualifying distributions	(c) Net value of noncharitable-use assets	(d) Distribution ratio (col. (b) divided by col. (c))
2009	509,549.	7,364,998.	.069185
2008	558,847.	10,281,550.	.054354
2007	488,382.	10,971,309.	.044514
2006	476,860.	9,952,367.	.047914
2005	469,484.	9,650,265.	.048650

2 Total of line 1, column (d)	2 .264617
3 Average distribution ratio for the 5-year base period - divide the total on line 2 by 5, or by the number of years the foundation has been in existence if less than 5 years	3 .052923
4 Enter the net value of noncharitable-use assets for 2010 from Part X, line 5	4 8,038,315.
5 Multiply line 4 by line 3	5 425,412.
6 Enter 1% of net investment income (1% of Part I, line 27b)	6 2,277.
7 Add lines 5 and 6	7 427,689.
8 Enter qualifying distributions from Part XII, line 4 If line 8 is equal to or greater than line 7, check the box in Part VI, line 1b, and complete that part using a 1% tax rate. See the Part VI instructions.	8 364,220.

Part VI Excise Tax Based on Investment Income (Section 4940(a), 4940(b), 4940(e), or 4948 - see instructions)

1a Exempt operating foundations described in section 4940(d)(2), check here <input type="checkbox"/> and enter "N/A" on line 1. Date of ruling or determination letter: _____ (attach copy of letter if necessary-see instructions)			
b Domestic foundations that meet the section 4940(e) requirements in Part V, check here <input type="checkbox"/> and enter 1% of Part I, line 27b		1	4,553.
c All other domestic foundations enter 2% of line 27b. Exempt foreign organizations enter 4% of Part I, line 12, col. (b).			
2 Tax under section 511 (domestic section 4947(a)(1) trusts and taxable foundations only. Others enter -0-)		2	0.
3 Add lines 1 and 2		3	4,553.
4 Subtitle A (income) tax (domestic section 4947(a)(1) trusts and taxable foundations only. Others enter -0-)		4	0.
5 Tax based on investment income. Subtract line 4 from line 3. If zero or less, enter -0-		5	4,553.
6 Credits/Payments:			
a 2010 estimated tax payments and 2009 overpayment credited to 2010	6a	4,360.	
b Exempt foreign organizations - tax withheld at source	6b		
c Tax paid with application for extension of time to file (Form 8868)	6c		
d Backup withholding erroneously withheld	6d		
7 Total credits and payments. Add lines 6a through 6d	7	4,360.	
8 Enter any penalty for underpayment of estimated tax. Check here <input checked="" type="checkbox"/> if Form 2220 is attached	8		
9 Tax due. If the total of lines 5 and 8 is more than line 7, enter amount owed	9	193.	
10 Overpayment. If line 7 is more than the total of lines 5 and 8, enter the amount overpaid	10		
11 Enter the amount of line 10 to be: Credited to 2011 estimated tax <input type="checkbox"/> Refunded <input type="checkbox"/>	11		

Part VII-A Statements Regarding Activities

	Yes	No
1a During the tax year, did the foundation attempt to influence any national, state, or local legislation or did it participate or intervene in any political campaign?		X
1b Did it spend more than \$100 during the year (either directly or indirectly) for political purposes (see instructions for definition)? If the answer is "Yes" to 1a or 1b, attach a detailed description of the activities and copies of any materials published or distributed by the foundation in connection with the activities.		X
1c Did the foundation file Form 1120-POL for this year?		X
d Enter the amount (if any) of tax on political expenditures (section 4955) imposed during the year. (1) On the foundation. <input type="checkbox"/> \$ 0. (2) On foundation managers. <input type="checkbox"/> \$ 0.		
e Enter the reimbursement (if any) paid by the foundation during the year for political expenditure tax imposed on foundation managers. <input type="checkbox"/> \$ 0.		
2 Has the foundation engaged in any activities that have not previously been reported to the IRS? If "Yes," attach a detailed description of the activities		X
3 Has the foundation made any changes, not previously reported to the IRS, in its governing instrument, articles of incorporation, or bylaws, or other similar instruments? If "Yes," attach a conformed copy of the changes	X	
4a Did the foundation have unrelated business gross income of \$1,000 or more during the year?		X
b If "Yes," has it filed a tax return on Form 990-T for this year?		
5 Was there a liquidation, termination, dissolution, or substantial contraction during the year? If "Yes," attach the statement required by General Instruction T		X
6 Are the requirements of section 508(e) (relating to sections 4941 through 4945) satisfied either: • By language in the governing instrument, or • By state legislation that effectively amends the governing instrument so that no mandatory directions that conflict with the state law remain in the governing instrument?	X	
7 Did the foundation have at least \$5,000 in assets at any time during the year? If "Yes," complete Part II, col. (c), and Part XV	X	
8a Enter the states to which the foundation reports or with which it is registered (see instructions) <input type="checkbox"/> <u>FL</u>		
b If the answer is "Yes" to line 7, has the foundation furnished a copy of Form 990-PF to the Attorney General (or designate) of each state as required by General Instruction G? If "No," attach explanation	X	
9 Is the foundation claiming status as a private operating foundation within the meaning of section 4942(j)(3) or 4942(j)(5) for calendar year 2010 or the taxable year beginning in 2010 (see instructions for Part XIV)? If "Yes," complete Part XIV		X
10 Did any persons become substantial contributors during the tax year? If "Yes" attach a schedule listing their names and addresses		X

N/A

Form 990-PF (2010)

Part VII-A Statements Regarding Activities (continued)

11	At any time during the year, did the foundation, directly or indirectly, own a controlled entity within the meaning of section 512(b)(13)? If "Yes," attach schedule (see instructions)	11		X
12	Did the foundation acquire a direct or indirect interest in any applicable insurance contract before August 17, 2008?	12		X
13	Did the foundation comply with the public inspection requirements for its annual returns and exemption application? Website address ► <u>N/A</u>	13	X	
14	The books are in care of ► <u>SUSAN WOOD, EXECUTIVE DIRECTOR</u> Telephone no. ► <u>941-966-3635</u> Located at ► <u>930 SCHERER WAY, OSPREY, FL</u> ZIP+4 ► <u>34229</u>			
15	Section 4947(a)(1) nonexempt charitable trusts filing Form 990-PF in lieu of Form 1041 - Check here and enter the amount of tax-exempt interest received or accrued during the year ► 15 <u>N/A</u>			
16	At any time during calendar year 2010, did the foundation have an interest in or a signature or other authority over a bank, securities, or other financial account in a foreign country? See page 20 of the instructions for exceptions and filing requirements for Form TD F 90-22.1. If "Yes," enter the name of the foreign country ►	16	Yes	No
				X

Part VII-B Statements Regarding Activities for Which Form 4720 May Be Required

File Form 4720 if any item is checked in the "Yes" column, unless an exception applies.

		Yes	No
1a	During the year did the foundation (either directly or indirectly):		
	(1) Engage in the sale or exchange, or leasing of property with a disqualified person? <input type="checkbox"/> Yes <input checked="" type="checkbox"/> No		
	(2) Borrow money from, lend money to, or otherwise extend credit to (or accept it from) a disqualified person? <input type="checkbox"/> Yes <input checked="" type="checkbox"/> No		
	(3) Furnish goods, services, or facilities to (or accept them from) a disqualified person? <input type="checkbox"/> Yes <input checked="" type="checkbox"/> No		
	(4) Pay compensation to, or pay or reimburse the expenses of, a disqualified person? <input checked="" type="checkbox"/> Yes <input type="checkbox"/> No		
	(5) Transfer any income or assets to a disqualified person (or make any of either available for the benefit or use of a disqualified person)? <input type="checkbox"/> Yes <input checked="" type="checkbox"/> No		
	(6) Agree to pay money or property to a government official? (Exception: Check "No" if the foundation agreed to make a grant to or to employ the official for a period after termination of government service, if terminating within 90 days.) <input type="checkbox"/> Yes <input checked="" type="checkbox"/> No		
b	If any answer is "Yes" to 1a(1)-(6), did any of the acts fail to qualify under the exceptions described in Regulations section 53.4941(d)-3 or in a current notice regarding disaster assistance (see page 22 of the instructions)? Organizations relying on a current notice regarding disaster assistance check here ► <input type="checkbox"/>	1b	X
c	Did the foundation engage in a prior year in any of the acts described in 1a, other than excepted acts, that were not corrected before the first day of the tax year beginning in 2010?	1c	X
2	Taxes on failure to distribute income (section 4942) (does not apply for years the foundation was a private operating foundation defined in section 4942(j)(3) or 4942(j)(5)):		
a	At the end of tax year 2010, did the foundation have any undistributed income (lines 6d and 6e, Part XIII) for tax year(s) beginning before 2010? <input type="checkbox"/> Yes <input checked="" type="checkbox"/> No If "Yes," list the years ► _____, _____, _____		
b	Are there any years listed in 2a for which the foundation is not applying the provisions of section 4942(a)(2) (relating to incorrect valuation of assets) to the year's undistributed income? (If applying section 4942(a)(2) to all years listed, answer "No" and attach statement - see instructions.) <u>N/A</u>	2b	
c	If the provisions of section 4942(a)(2) are being applied to any of the years listed in 2a, list the years here. ► _____, _____, _____		
3a	Did the foundation hold more than a 2% direct or indirect interest in any business enterprise at any time during the year? <input type="checkbox"/> Yes <input checked="" type="checkbox"/> No		
b	If "Yes," did it have excess business holdings in 2010 as a result of (1) any purchase by the foundation or disqualified persons after May 26, 1969; (2) the lapse of the 5-year period (or longer period approved by the Commissioner under section 4943(c)(7)) to dispose of holdings acquired by gift or bequest, or (3) the lapse of the 10-, 15-, or 20-year first phase holding period? (Use Schedule C, Form 4720, to determine if the foundation had excess business holdings in 2010.) <u>N/A</u>	3b	
4a	Did the foundation invest during the year any amount in a manner that would jeopardize its charitable purposes?	4a	X
b	Did the foundation make any investment in a prior year (but after December 31, 1969) that could jeopardize its charitable purpose that had not been removed from jeopardy before the first day of the tax year beginning in 2010?	4b	X

Form 990-PF (2010)

Part VII-B Statements Regarding Activities for Which Form 4720 May Be Required (continued)

5a During the year did the foundation pay or incur any amount to:

(1) Carry on propaganda, or otherwise attempt to influence legislation (section 4945(e))?

☐ Yes ☒ No

(2) Influence the outcome of any specific public election (see section 4955), or to carry on, directly or indirectly, any voter registration drive?

☐ Yes ☒ No

(3) Provide a grant to an individual for travel, study, or other similar purposes?

☐ Yes ☒ No

(4) Provide a grant to an organization other than a charitable, etc., organization described in section 509(a)(1), (2), or (3), or section 4940(d)(2)?

☐ Yes ☒ No

(5) Provide for any purpose other than religious, charitable, scientific, literary, or educational purposes, or for the prevention of cruelty to children or animals?

☐ Yes ☒ No

b If any answer is "Yes" to 5a(1)-(5), did any of the transactions fail to qualify under the exceptions described in Regulations section 53.4945 or in a current notice regarding disaster assistance (see instructions)?

N/A

5b

Organizations relying on a current notice regarding disaster assistance check here

☒

c If the answer is "Yes" to question 5a(4), does the foundation claim exemption from the tax because it maintained expenditure responsibility for the grant?

N/A

☐ Yes ☐ No

If "Yes," attach the statement required by Regulations section 53.4945-5(d)

6a Did the foundation, during the year, receive any funds, directly or indirectly, to pay premiums on a personal benefit contract?

☐ Yes ☒ No

b Did the foundation, during the year, pay premiums, directly or indirectly, on a personal benefit contract?

6b

X

If "Yes" to 6b, file Form 8870

7a At any time during the tax year, was the foundation a party to a prohibited tax shelter transaction?

☐ Yes ☒ No

b If "Yes," did the foundation receive any proceeds or have any net income attributable to the transaction?

N/A

7b

Part VIII Information About Officers, Directors, Trustees, Foundation Managers, Highly Paid Employees, and Contractors

1 List all officers, directors, trustees, foundation managers and their compensation.

(a) Name and address	(b) Title, and average hours per week devoted to position	(c) Compensation (If not paid, enter -0-)	(d) Contributions to employee benefit plans and deferred compensation	(e) Expense account, other allowances
JOHN R. WOOD, ESQUIRE	PRESIDENT			
930 SCHERER WAY				
OSPREY, FL 34229	5.00	0.	0.	0.
GEORGE FRALEY	VICE PRESIDENT			
930 SCHERER WAY				
OSPREY, FL 34229	5.00	0.	0.	0.
SUSAN WOOD	TREASURER/EXECUTIVE DIRECT			
930 SCHERER WAY				
OSPREY, FL 34229	40.00	76,032.	7,603.	0.
THOMAS A. FAESSLER	SECRETARY			
930 SCHERER WAY				
OSPREY, FL 34229	5.00	0.	0.	0.

2 Compensation of five highest-paid employees (other than those included on line 1). If none, enter "NONE."

(a) Name and address of each employee paid more than \$50,000	(b) Title, and average hours per week devoted to position	(c) Compensation	(d) Contributions to employee benefit plans and deferred compensation	(e) Expense account, other allowances
NONE				

Total number of other employees paid over \$50,000

0

Form 990-PF (2010)

Part VIII Information About Officers, Directors, Trustees, Foundation Managers, Highly Paid Employees, and Contractors (continued)**3** Five highest-paid independent contractors for professional services. If none, enter "NONE."

(a) Name and address of each person paid more than \$50,000	(b) Type of service	(c) Compensation
NONE		

Total number of others receiving over \$50,000 for professional services

0

Part IX-A Summary of Direct Charitable Activities

List the foundation's four largest direct charitable activities during the tax year. Include relevant statistical information such as the number of organizations and other beneficiaries served, conferences convened, research papers produced, etc.

	Expenses
1 N/A	
2	
3	
4	

Part IX-B Summary of Program-Related Investments

Describe the two largest program-related investments made by the foundation during the tax year on lines 1 and 2.

	Amount
1 N/A	
2	
All other program-related investments. See instructions.	
3	
Total. Add lines 1 through 3	0.

Form 990-PF (2010)

Part X Minimum Investment Return (All domestic foundations must complete this part. Foreign foundations, see instructions.)

1	Fair market value of assets not used (or held for use) directly in carrying out charitable, etc., purposes:		
a	Average monthly fair market value of securities	1a	7,101,572.
b	Average of monthly cash balances	1b	1,059,154.
c	Fair market value of all other assets	1c	
d	Total (add lines 1a, b, and c)	1d	8,160,726.
e	Reduction claimed for blockage or other factors reported on lines 1a and 1c (attach detailed explanation)	1e	0.
2	Acquisition indebtedness applicable to line 1 assets	2	0.
3	Subtract line 2 from line 1d	3	8,160,726.
4	Cash deemed held for charitable activities. Enter 1 1/2% of line 3 (for greater amount, see instructions)	4	122,411.
5	Net value of noncharitable-use assets. Subtract line 4 from line 3. Enter here and on Part V, line 4	5	8,038,315.
6	Minimum investment return. Enter 5% of line 5	6	401,916.

Part XI Distributable Amount (see instructions) (Section 4942(j)(3) and (j)(5) private operating foundations and certain foreign organizations check here ☐ and do not complete this part.)

1	Minimum investment return from Part X, line 6	1	401,916.
2a	Tax on investment income for 2010 from Part VI, line 5	2a	4,553.
b	Income tax for 2010. (This does not include the tax from Part VI.)	2b	
c	Add lines 2a and 2b	2c	4,553.
3	Distributable amount before adjustments. Subtract line 2c from line 1	3	397,363.
4	Recoveries of amounts treated as qualifying distributions	4	0.
5	Add lines 3 and 4	5	397,363.
6	Deduction from distributable amount (see instructions)	6	0.
7	Distributable amount as adjusted. Subtract line 6 from line 5. Enter here and on Part XIII, line 1	7	397,363.

Part XII Qualifying Distributions (see instructions)

1	Amounts paid (including administrative expenses) to accomplish charitable, etc., purposes:		
a	Expenses, contributions, gifts, etc. - total from Part I, column (d), line 26	1a	364,220.
b	Program-related investments - total from Part IX-B	1b	0.
2	Amounts paid to acquire assets used (or held for use) directly in carrying out charitable, etc., purposes	2	
3	Amounts set aside for specific charitable projects that satisfy the:		
a	Suitability test (prior IRS approval required)	3a	
b	Cash distribution test (attach the required schedule)	3b	
4	Qualifying distributions. Add lines 1a through 3b. Enter here and on Part V, line 8, and Part XIII, line 4	4	364,220.
5	Foundations that qualify under section 4940(e) for the reduced rate of tax on net investment income. Enter 1% of Part I, line 27b	5	0.
6	Adjusted qualifying distributions. Subtract line 5 from line 4	6	364,220.

Note The amount on line 6 will be used in Part V, column (b), in subsequent years when calculating whether the foundation qualifies for the section 4940(e) reduction of tax in those years.

Form 990-PF (2010)

Part XIII Undistributed Income (see instructions)

	(a) Corpus	(b) Years prior to 2009	(c) 2009	(d) 2010
1 Distributable amount for 2010 from Part XI, line 7				397,363.
2 Undistributed income, if any, as of the end of 2010				
a Enter amount for 2009 only			273,960.	
b Total for prior years:		0.		
3 Excess distributions carryover, if any, to 2010:				
a From 2005				
b From 2006				
c From 2007				
d From 2008				
e From 2009				
f Total of lines 3a through e	0.			
4 Qualifying distributions for 2010 from Part XII, line 4: ▶ \$ 364,220.				
a Applied to 2009, but not more than line 2a			273,960.	
b Applied to undistributed income of prior years (Election required - see instructions)		0.		
c Treated as distributions out of corpus (Election required - see instructions)	0.			
d Applied to 2010 distributable amount				90,260.
e Remaining amount distributed out of corpus	0.			
5 Excess distributions carryover applied to 2010 (If an amount appears in column (d), the same amount must be shown in column (a))	0.			0.
6 Enter the net total of each column as indicated below:				
a Corpus. Add lines 3f, 4c, and 4e. Subtract line 5	0.			
b Prior years' undistributed income. Subtract line 4b from line 2b		0.		
c Enter the amount of prior years' undistributed income for which a notice of deficiency has been issued, or on which the section 4942(a) tax has been previously assessed		0.		
d Subtract line 6c from line 6b. Taxable amount - see instructions		0.		
e Undistributed income for 2009. Subtract line 4a from line 2a. Taxable amount - see instr			0.	
f Undistributed income for 2010. Subtract lines 4d and 5 from line 1. This amount must be distributed in 2011				307,103.
7 Amounts treated as distributions out of corpus to satisfy requirements imposed by section 170(b)(1)(F) or 4942(g)(3)	0.			
8 Excess distributions carryover from 2005 not applied on line 5 or line 7	0.			
9 Excess distributions carryover to 2011. Subtract lines 7 and 8 from line 6a	0.			
10 Analysis of line 9.				
a Excess from 2006				
b Excess from 2007				
c Excess from 2008				
d Excess from 2009				
e Excess from 2010				

N/A

- ▶

☐ 4942(i)(3) or ☐ 4942(i)(5)

- (4) Gross investment income

[illegible]

2010.03000 WILSON - WOOD FOUNDATION, I 8568 1

Part XV	Supplementary Information (continued)
----------------	--

3 Grants and Contributions Paid During the Year or Approved for Future Payment

[illegible]

FORM 990-PF INTEREST ON SAVINGS AND TEMPORARY CASH INVESTMENTS STATEMENT 1

SOURCE	AMOUNT
INTEREST INCOME-CALDWELL	128,525.
TOTAL TO FORM 990-PF, PART I, LINE 3, COLUMN A	128,525.

FORM 990-PF DIVIDENDS AND INTEREST FROM SECURITIES STATEMENT 2

SOURCE	GROSS AMOUNT	CAPITAL GAINS DIVIDENDS	COLUMN (A) AMOUNT
DIVIDEND INCOME	141,888.	4,620.	137,268.
TOTAL TO FM 990-PF, PART I, LN 4	141,888.	4,620.	137,268.

FORM 990-PF ACCOUNTING FEES STATEMENT 3

DESCRIPTION	(A) EXPENSES PER BOOKS	(B) NET INVEST- MENT INCOME	(C) ADJUSTED NET INCOME	(D) CHARITABLE PURPOSES
ACCOUNTING FEES	11,850.	0.		11,850.
TO FORM 990-PF, PG 1, LN 16B	11,850.	0.		11,850.

FORM 990-PF OTHER PROFESSIONAL FEES STATEMENT 4

DESCRIPTION	(A) EXPENSES PER BOOKS	(B) NET INVEST- MENT INCOME	(C) ADJUSTED NET INCOME	(D) CHARITABLE PURPOSES
INVESTMENT FEES	20,251.	20,251.		0.
TO FORM 990-PF, PG 1, LN 16C	20,251.	20,251.		0.

FORM 990-PF	TAXES	STATEMENT	5
-------------	-------	-----------	---

DESCRIPTION	(A) EXPENSES PER BOOKS	(B) NET INVEST- MENT INCOME	(C) ADJUSTED NET INCOME	(D) CHARITABLE PURPOSES
EXCISE TAXES	4,553.	0.		0.
TO FORM 990-PF, PG 1, LN 18	4,553.	0.		0.

FORM 990-PF	OTHER EXPENSES	STATEMENT	6
-------------	----------------	-----------	---

DESCRIPTION	(A) EXPENSES PER BOOKS	(B) NET INVEST- MENT INCOME	(C) ADJUSTED NET INCOME	(D) CHARITABLE PURPOSES
INSURANCE	2,120.	0.		2,120.
OFFICE	551.	0.		551.
SUBSCRIPTIONS/PUBLICATIONS	1,715.	0.		1,715.
REPAIRS & MAINTENANCE	327.	0.		327.
BANK SERVICE CHARGES	130.	0.		130.
TO FORM 990-PF, PG 1, LN 23	4,843.	0.		4,843.

FORM 990-PF	OTHER INCREASES IN NET ASSETS OR FUND BALANCES	STATEMENT	7
-------------	--	-----------	---

DESCRIPTION	AMOUNT
INCREASE IN MARKET VALUE OF SECURITIES	734,628.
DEFERRED TAX LIABILITY REMOVED FROM BALANCE SHEET	27,552.
TOTAL TO FORM 990-PF, PART III, LINE 3	762,180.

FORM 990-PF	CORPORATE STOCK	STATEMENT	8
-------------	-----------------	-----------	---

DESCRIPTION	BOOK VALUE	FAIR MARKET VALUE
SEE ATTACHED SCHEDULE	4,863,388.	4,863,388.
TOTAL TO FORM 990-PF, PART II, LINE 10B	4,863,388.	4,863,388.

FORM 990-PF	CORPORATE BONDS	STATEMENT	9
DESCRIPTION	BOOK VALUE	FAIR MARKET VALUE	
SEE ATTACHED SCHEDULE	2,604,120.	2,604,120.	
TOTAL TO FORM 990-PF, PART II, LINE 10C	2,604,120.	2,604,120.	

FORM 990-PF	OTHER INVESTMENTS	STATEMENT	10
DESCRIPTION	VALUATION METHOD	BOOK VALUE	FAIR MARKET VALUE
SEE ATTACHED SCHEDULE	FMV	100,000.	100,000.
TOTAL TO FORM 990-PF, PART II, LINE 13		100,000.	100,000.

FORM 990-PF	DEPRECIATION OF ASSETS NOT HELD FOR INVESTMENT	STATEMENT	11
DESCRIPTION	COST OR OTHER BASIS	ACCUMULATED DEPRECIATION	BOOK VALUE
CABINET	500.	500.	0.
1 LEATHER CHAIR	150.	150.	0.
OFFICE DESK	1,500.	1,500.	0.
PRINTER	675.	675.	0.
COPIER (CANON)	2,400.	2,400.	0.
HP COMPAQ NOTEBOOK PC	827.	330.	497.
TOTAL TO FM 990-PF, PART II, LN 14	6,052.	5,555.	497.

FORM 990-PF	OTHER ASSETS	STATEMENT	12
DESCRIPTION	BEGINNING OF YR BOOK VALUE	END OF YEAR BOOK VALUE	FAIR MARKET VALUE
ACCRUED INTEREST AND DIVIDENDS	37,229.	42,577.	42,577.
TO FORM 990-PF, PART II, LINE 15	37,229.	42,577.	42,577.

FORM 990-PF	GRANT APPLICATION SUBMISSION INFORMATION	STATEMENT 13
	PART XV, LINES 2A THROUGH 2D	

NAME AND ADDRESS OF PERSON TO WHOM APPLICATIONS SHOULD BE SUBMITTED

SUSAN WOOD, EXECUTIVE DIRECTOR
930 SCHERER WAY
OSPREY, FL 34229

TELEPHONE NUMBER

(941)966-3635

FORM AND CONTENT OF APPLICATIONS

A SHORT (1-2 PAGE) LETTER SHOULD BE WRITTEN CONTAINING OFFICIAL NAME & PURPOSE OF THE ORGANIZATION, BRIEF DESC. & TIMETABLE OF PROJECTS, TOTAL EST. COST OF PROJ. & TENTATIVE SUPPORT SOUGHT. PROVIDE COPY OF TAX EXEMPT LETTER.

ANY SUBMISSION DEADLINES

GRANT REQUESTS ARE PROCESSED ON AN ANNUAL BASIS. LETTERS OF INQUIRY MUST BE (CONT. ON NEXT PAGE)

RESTRICTIONS AND LIMITATIONS ON AWARDS

ONLY U.S. ORGS. WITH 501(C)3 AND 509 (A)(1), OR (2) STATUS CONSIDERED. NOT CONSIDERED ARE PROPOSALS FOR ENDOWMENT FUNDS, TRAVEL PROJECTS, SURVEYS FUND RAISING COSTS, RESEARCH, PROPOSALS FROM OTHER PRIVATE FOUNDATIONS, MULTIPLE YEAR, REQUESTS FOR EMERGENCY FUNDS TO ELIMINATE EXISTING DEFICITS. REQUESTS FROM NATIONAL ORGANIZATIONS ONLY IF FOR PROGRAMS ON A LOCAL LEVEL.

NAME AND ADDRESS OF PERSON TO WHOM APPLICATIONS SHOULD BE SUBMITTED

CONTINUED

TELEPHONE NUMBER

FORM AND CONTENT OF APPLICATIONS

ANY SUBMISSION DEADLINES

MAILED BEFORE JUNE. IF APPROVED, FORMAL GRANT APPLICATION SHOULD BE
SUBMITTED BEFORE SEPTEMBER.

RESTRICTIONS AND LIMITATIONS ON AWARDS

Depreciation and Amortization 990-PF
(Including Information on Listed Property)

▶ See separate instructions.

▶ Attach to your tax return.

Business or activity to which this form relates

Identifying number

WILSON - WOOD FOUNDATION, INC.

FORM 990-PF PAGE 1

59-2243926

Part I Election To Expense Certain Property Under Section 179 *Note: If you have any listed property, complete Part V before you complete Part I*

1	Maximum amount (see instructions)	1	500,000.
2	Total cost of section 179 property placed in service (see instructions)	2	
3	Threshold cost of section 179 property before reduction in limitation	3	2,000,000.
4	Reduction in limitation Subtract line 3 from line 2. If zero or less, enter -0-	4	
5	Dollar limitation for tax year Subtract line 4 from line 1. If zero or less, enter -0-. If married filing separately, see instructions	5	
6	(a) Description of property	(b) Cost (business use only)	(c) Elected cost
7	Listed property Enter the amount from line 29	7	
8	Total elected cost of section 179 property Add amounts in column (c), lines 6 and 7	8	
9	Tentative deduction Enter the smaller of line 5 or line 8	9	
10	Carryover of disallowed deduction from line 13 of your 2009 Form 4562	10	
11	Business income limitation Enter the smaller of business income (not less than zero) or line 5	11	
12	Section 179 expense deduction Add lines 9 and 10, but do not enter more than line 11	12	
13	Carryover of disallowed deduction to 2011 Add lines 9 and 10, less line 12	13	

*Note: Do not use Part II or Part III below for listed property. Instead, use Part V***Part II** Special Depreciation Allowance and Other Depreciation (Do not include listed property)

14	Special depreciation allowance for qualified property (other than listed property) placed in service during the tax year	14	
15	Property subject to section 168(f)(1) election	15	
16	Other depreciation (including ACRS)	16	165.

Part III MACRS Depreciation (Do not include listed property) (See instructions)**Section A**

17	MACRS deductions for assets placed in service in tax years beginning before 2010	17	
18	If you are electing to group any assets placed in service during the tax year into one or more general asset accounts, check here <input type="checkbox"/>		

Section B - Assets Placed in Service During 2010 Tax Year Using the General Depreciation System

(a) Classification of property	(b) Month and year placed in service	(c) Basis for depreciation (business/investment use only - see instructions)	(d) Recovery period	(e) Convention	(f) Method	(g) Depreciation deduction
19a 3-year property						
b 5-year property						
c 7-year property						
d 10-year property						
e 15-year property						
f 20-year property						
g 25-year property			25 yrs		S/L	
h Residential rental property	/		27.5 yrs	MM	S/L	
i Nonresidential real property	/		39 yrs	MM	S/L	

Section C - Assets Placed in Service During 2010 Tax Year Using the Alternative Depreciation System

20a Class life					S/L	
b 12-year			12 yrs		S/L	
c 40-year	/		40 yrs	MM	S/L	

Part IV Summary (See instructions)

21	Listed property Enter amount from line 28	21	
22	Total. Add amounts from line 12, lines 14 through 17, lines 19 and 20 in column (g), and line 21. Enter here and on the appropriate lines of your return Partnerships and S corporations - see instr	22	165.
23	For assets shown above and placed in service during the current year, enter the portion of the basis attributable to section 263A costs	23	

Part V Listed Property (Include automobiles, certain other vehicles, certain computers, and property used for entertainment, recreation, or amusement.)

Note: For any vehicle for which you are using the standard mileage rate or deducting lease expense, complete only 24a, 24b, columns (a) through (c) of Section A, all of Section B, and Section C if applicable.

Section A - Depreciation and Other Information (Caution: See the instructions for limits for passenger automobiles.)

24a Do you have evidence to support the business/investment use claimed? ☐ Yes ☐ No **24b** If "Yes," is the evidence written? ☐ Yes ☐ No

(a) Type of property (list vehicles first)	(b) Date placed in service	(c) Business/ investment use percentage	(d) Cost or other basis	(e) Basis for depreciation (business/investment use only)	(f) Recovery period	(g) Method/ Convention	(h) Depreciation deduction	(i) Elected section 179 cost
--	-------------------------------------	--	-------------------------------	--	---------------------------	------------------------------	----------------------------------	---------------------------------------

25 Special depreciation allowance for qualified listed property placed in service during the tax year and used more than 50% in a qualified business use

25

26 Property used more than 50% in a qualified business use

		%						
		%						
		%						

27 Property used 50% or less in a qualified business use

		%			S/L -			
		%			S/L -			
		%			S/L -			

28 Add amounts in column (h), lines 25 through 27. Enter here and on line 21, page 1

28

29 Add amounts in column (i), line 26. Enter here and on line 7, page 1

29

Section B - Information on Use of Vehicles

Complete this section for vehicles used by a sole proprietor, partner, or other "more than 5% owner," or related person.

If you provided vehicles to your employees, first answer the questions in Section C to see if you meet an exception to completing this section for those vehicles.

	(a) Vehicle	(b) Vehicle	(c) Vehicle	(d) Vehicle	(e) Vehicle	(f) Vehicle
30 Total business/investment miles driven during the year (do not include commuting miles)						
31 Total commuting miles driven during the year						
32 Total other personal (noncommuting) miles driven						
33 Total miles driven during the year Add lines 30 through 32						
34 Was the vehicle available for personal use during off-duty hours?	Yes	No	Yes	No	Yes	No
35 Was the vehicle used primarily by a more than 5% owner or related person?						
36 Is another vehicle available for personal use?						

Section C - Questions for Employers Who Provide Vehicles for Use by Their Employees

Answer these questions to determine if you meet an exception to completing Section B for vehicles used by employees who are not more than 5% owners or related persons.

37 Do you maintain a written policy statement that prohibits all personal use of vehicles, including commuting, by your employees?	Yes	No
38 Do you maintain a written policy statement that prohibits personal use of vehicles, except commuting, by your employees? See the instructions for vehicles used by corporate officers, directors, or 1% or more owners.		
39 Do you treat all use of vehicles by employees as personal use?		
40 Do you provide more than five vehicles to your employees, obtain information from your employees about the use of the vehicles, and retain the information received?		
41 Do you meet the requirements concerning qualified automobile demonstration use?		

Note: If your answer to 37, 38, 39, 40, or 41 is "Yes," do not complete Section B for the covered vehicles.

Part VI Amortization

(a) Description of costs	(b) Date amortization begins	(c) Amortizable amount	(d) Code section	(e) Amortization period or percentage	(f) Amortization for this year
42 Amortization of costs that begins during your 2010 tax year:					
43 Amortization of costs that began before your 2010 tax year					
44 Total. Add amounts in column (f). See the instructions for where to report.					


WILSON - WOOD FOUNDATION, INC.

BYLAWS AMENDMENT


At the annual meeting of the Members of the Wilson - Wood Foundation, Inc. the ByLaws of the Foundation were amended in the following particulars noted in bold print:

Article VI (1) is amended that: The officers of the Corporation shall be a President, a Vice-President, a Secretary, a Treasurer, and such other officers as may be elected by the Board of Directors. **An officer may simultaneously hold more than one office**, and shall hold office(s) for one year until his successor is elected and qualifies.


Approved and adopted by all Members and Directors of above name Foundation by signature hereunder and dated 2 day of March A. D. , 2010.




John R. Wood



George D. Fraley



Thomas A Faessler



Susan Wood

CALDWELL TRUST COMPANY
DECEMBER 1, 2010 — DECEMBER 31, 2010

WILSON-WOOD FOUNDATION, INC
59-2243926

ACCOUNT ASSETS
ACCOUNT 184

CATEGORY	HOLDING	SHARES/PV	COST	PRICE	MARKET	% MKT	EST ANNUAL INCOME	EST % YIELD
Cash & Equivalents	INCOME MONEY MARKET		707,894.42		707,894.42	8.4%	2,548.42	0.4%
	PRINCIPAL MONEY MARKET		91,536.92		91,536.92	1.1%	329.53	0.4%
	TOTAL		\$799,431.34		\$799,431.34	9.5%	\$2,877.95	0.4%
Accounts Receivable	MONEY MARKET ACCRUED INTEREST		235.77		235.77	0.0%		
	SECURITY ACCRUALS		42,341.56		42,341.56	0.5%		
	TOTAL		\$42,577.33		\$42,577.33	0.5%		
Accounts Payable	PENDING DISBURSEMENTS		-914.90		-914.90	0.0%		
	TOTAL		\$-914.90		\$-914.90	0.0%		
Certificate of Dep.	COMMERCE BK CD. GENEVA STEP-UP 12/30/13 (20056QJQ7)	100,000.000	100,000.00	100.00	100,000.00	1.2%	2,750.00	2.8%
	TOTAL		\$100,000.00		\$100,000.00	1.2%	\$2,750.00	2.8%
Corporates - Fixed	AETNA CORP BOND 5.75% 6/15/2011 (00817YAD0)	100,000.000	101,827.09	101.83	101,828.40	1.2%	5,750.00	5.7%
	ALTRIA GROUP INC 4.125% 9/11/15 (02209SAK9)	100,000.000	100,100.70	104.49	104,494.90	1.2%	4,125.00	4.0%
	AMER EXPR BK FSB 5.5% 04/16/13 (02580ECN1)	100,000.000	99,380.00	107.48	107,475.00	1.3%	5,500.00	5.1%
	AMER GEN'L FIN 6% 10/15/14 (02639EMZ4)	250,000.000	250,000.00	86.00	215,000.00	2.6%	15,000.00	7.0%

CALDWELL TRUST COMPANY
DECEMBER 1, 2010 — DECEMBER 31, 2010

WILSON-WOOD FOUNDATION, INC
59-2243926

ACCOUNT ASSETS
ACCOUNT 184

CATEGORY	HOLDING	SHARES/PV	COST	PRICE	MARKET	% MKT	EST ANNUAL INCOME	EST % YIELD
Corporates - Fixed	AUTOZONE 4.375% 6/01/13 (053332AD4)	100,000,000	93,956.00	105.28	105,276.60	1.3%	4,375.00	4.2%
	BERKSHIRE HATHAWAY 3.2% 2/11/15 (084670AV0)	100,000,000	100,100.00	103.04	103,042.80	1.2%	3,200.00	3.1%
	BERKSHIRE HATHAWAY 4.625% 10/15/13 (084664AD3)	100,000,000	97,891.00	108.35	108,345.60	1.3%	4,625.00	4.3%
	BLOCK FINANCIAL 5.125% 10/30/14 (093662AC8)	100,000,000	100,657.00	98.75	98,746.60	1.2%	5,125.00	5.2%
	CATERPILLAR FIN 5.8% 12/15/12 (149121HND8)	100,000,000	100,000.00	107.00	107,000.00	1.3%	5,800.00	5.4%
	CHUBB 5.2% 4/1/2013 (171232AM3)	100,000,000	96,020.00	108.05	108,046.30	1.3%	5,200.00	4.8%
	CSX CORP 5.75% 3/15/13 (126408GL1)	100,000,000	98,000.00	106.79	106,789.70	1.3%	5,750.00	5.4%
	DOW CHEMICAL 5.35% 9/15/2013 (26054LFC2)	150,000,000	150,000.00	100.30	150,452.10	1.8%	8,025.00	5.3%
	GENERAL ELECTRIC 5.1% 5/15/15 (36966RX84)	100,000,000	100,000.00	105.43	105,434.10	1.3%	5,100.00	4.8%
	GOLDMAN SACHS 5.125% 1/15/2015 (38141GLA8)	250,000,000	246,202.50	107.45	268,621.50	3.2%	12,812.50	4.8%
	JB HUNT TRANSPORT SVS 3.375% 9/15/15 (445658CB1)	150,000,000	150,921.00	98.85	148,267.80	1.8%	5,062.50	3.4%
	MANULIFE 3.4% 9/17/15 (56501RAA4)	100,000,000	100,755.00	98.32	98,324.30	1.2%	3,400.00	3.5%
	MARRIOTT INTL 5.625% 2/15/13 (571903AH6)	100,000,000	101,123.00	107.08	107,079.10	1.3%	5,625.00	5.3%
	MORGAN STANLEY 4.1% 1/26/15 (61747YCL7)	100,000,000	99,800.00	101.70	101,696.50	1.2%	4,100.00	4.0%
	PROTECTIVE LIFE 5% 06/15/11 (74367CIS9)	150,000,000	150,000.00	99.73	149,590.95	1.8%	7,500.00	5.0%
	TARGET CORP 5.125% 1/15/13 (87612EAT3)	100,000,000	98,570.00	107.73	107,730.00	1.3%	5,125.00	4.8%
	UNITEDHEALTH GRP 5.25% 3/15/11 (91324PAP7)	100,000,000	102,060.00	100.88	100,878.20	1.2%	5,250.00	5.2%
TOTAL			\$2,537,363.29		\$2,604,120.45	31.0%	\$126,450.00	4.9%

CALDWELL TRUST COMPANY
DECEMBER 1, 2010 — DECEMBER 31, 2010

WILSON-WOOD FOUNDATION, INC
59-2243926

ACCOUNT ASSETS
ACCOUNT 184

CATEGORY	HOLDING	SHARES/PV	COST	PRICE	MARKET	% MKT	EST ANNUAL INCOME	EST % YIELD
Preferred Stocks	ISHARES S&P PREFERRED STOCK INDEX FUND (PFF)	5,000,000	242,540.00	38.80	194,000.00	2.3%	14,200.00	7.3%
	TOTAL		5242,540.00		5194,000.00	2.3%	514,200.00	7.3%
Common Stocks	3M COMPANY (MMM)	1,800,000	27,632.36	86.30	155,340.00	1.8%	3,780.00	2.4%
	AFLAC INC (AFL)	3,500,000	7,301.51	56.43	197,505.00	2.3%	4,200.00	2.1%
	ALTRIA GROUP INC (MO)	4,000,000	15,150.86	24.62	98,480.00	1.2%	6,080.00	6.2%
	AMERICAN EXPRESS CO (AXP)	1,800,000	62,053.51	42.92	77,256.00	0.9%	1,296.00	1.7%
	BECTON DICKINSON & COMPANY (BDX)	1,500,000	123,049.05	84.52	126,780.00	1.5%	2,460.00	1.9%
	BERKSHIRE HATHAWAY INC DELAWARE (BRKA)	2,000	90,088.89	120,450.00	240,900.00	2.9%	0.00	0.0%
	BHP BILLITON ADR (BHP)	1,500,000	58,485.00	92.92	139,380.00	1.7%	2,700.00	1.9%
	BIOTECH HOLDERS (BBH)	700,000	59,324.26	99.64	69,748.00	0.8%	21.00	0.0%
	BOEING CO (BA)	1,800,000	68,426.40	65.26	117,468.00	1.4%	3,024.00	2.6%
	CATERPILLAR (CAT)	1,800,000	36,007.54	93.66	168,588.00	2.0%	3,168.00	1.9%
	CHEVRONTXACO CORP (CVX)	2,000,000	60,797.73	91.25	182,500.00	2.2%	5,760.00	3.2%
	COCA-COLA CO (KO)	1,800,000	83,252.30	65.77	118,386.00	1.4%	3,168.00	2.7%
	COLGATE PALMOLIVE CO (CL)	1,000,000	11,058.47	80.37	80,370.00	1.0%	2,120.00	2.6%
	DUPONT EL DULMOURS & CO (DD)	1,000,000	39,330.43	49.88	49,880.00	0.6%	1,640.00	3.3%
	EXXON MOBIL CORP (XOM)	2,500,000	36,930.31	73.12	182,800.00	2.2%	4,400.00	2.4%
	GENERAL ELECTRIC CO (GE)	4,000,000	20,929.76	18.29	73,160.00	0.9%	1,920.00	2.6%

CALDWELL TRUST COMPANY
DECEMBER 1, 2010 — DECEMBER 31, 2010

WILSON-WOOD FOUNDATION, INC
59-2243926

ACCOUNT ASSETS
ACCOUNT 184

CATEGORY	HOLDING	SHARES/PV	COST	PRICE	MARKET	% MKT	EST ANNUAL INCOME	EST % YIELD
Common Stocks	GENFRAL MILLS (GIS)	700,000	25,871.93	35.59	24,913.00	0.3%	784.00	3.2%
	GENUINE PARTS CO (GPC)	2,500,000	84,687.60	51.34	128,350.00	1.5%	4,100.00	3.2%
	HEINZ II J (HNZ)	500,000	24,785.75	49.46	24,730.00	0.3%	900.00	3.6%
	HEWLETT PACKARD CO (HPQ)	1,800,000	29,970.00	42.10	75,780.00	0.9%	576.00	0.8%
	HOME DEPOT INC (HD)	1,000,000	7,991.24	35.06	35,060.00	0.4%	950.00	2.7%
	HONEYWELL INTERNATIONAL INC (HON)	1,800,000	43,524.71	53.16	95,688.00	1.1%	2,178.00	2.3%
	INTEL CORP (INTC)	1,800,000	33,953.50	21.03	37,854.00	0.5%	1,296.00	3.4%
	INTERNATIONAL BUSINESS MACHINES CORP (IBM)	1,500,000	65,965.20	146.76	220,140.00	2.6%	3,900.00	1.8%
	J P MORGAN CHASE & COMPANY (JPM)	1,500,000	32,072.50	42.42	63,630.00	0.8%	300.00	0.5%
	JOHNSON & JOHNSON (JNJ)	1,800,000	97,326.00	61.85	111,330.00	1.3%	3,888.00	3.5%
	MCDONALD'S RESTAURANTS (MCD)	2,000,000	39,054.38	76.76	153,520.00	1.8%	4,880.00	3.2%
	MERCK & CO NEW (MRK)	1,500,000	27,394.14	36.04	54,060.00	0.6%	2,280.00	4.2%
	MICROSOFT CORP (MSFT)	1,800,000	47,246.04	27.91	50,238.00	0.6%	1,152.00	2.3%
	NEW AT&T INC (T)	2,000,000	49,405.50	29.38	58,760.00	0.7%	3,360.00	5.7%
	NEXTERA ENERGY (NEE)	2,000,000	62,483.10	51.99	103,980.00	1.2%	4,000.00	3.9%
	PFIZER INC (PFE)	1,500,000	53,798.40	17.51	26,265.00	0.3%	1,080.00	4.1%
	PHILIP MORRIS INTERNATIONAL INC (PM)	2,000,000	17,262.04	58.53	117,060.00	1.4%	5,120.00	4.4%
	PLUM CREEK TIMBER CO (PCL)	2,000,000	50,328.00	37.45	74,900.00	0.9%	3,360.00	4.5%
	PROCTER & GAMBLE CO (PG)	1,800,000	79,535.40	64.33	115,794.00	1.4%	3,474.00	3.0%
	SCHLUMBERGER LTD (SLB)	1,000,000	57,617.50	83.50	83,500.00	1.0%	840.00	1.0%
	SECTOR ALLOCATION MODEL FUND (SAMSX)	50,537.904	507,968.13	10.81	546,314.74	6.5%	11,118.34	2.0%

CALDWELL TRUST COMPANY
DECEMBER 1, 2010 — DECEMBER 31, 2010

WILSON-WOOD FOUNDATION, INC
59-2243926

ACCOUNT ASSETS
ACCOUNT 184

CATEGORY	HOLDING	SHARES/PV	COST	PRICE	MARKET	% MKT	EST ANNUAL INCOME	EST % YIELD
Common Stocks	UNITED TECHNOLOGIES CORP (UTX)	1,800,000	24,936.75	78.72	141,696.00	1.7%	3,060.00	2.2%
	VERIZON COMMUNICATIONS INC (VZ)	1,800,000	60,968.05	35.78	64,404.00	0.8%	3,510.00	5.5%
	WAL-MART STORES (WMT)	2,000,000	58,809.13	53.93	107,860.00	1.3%	2,420.00	2.2%
	WALT DISNEY CO (DIS)	2,000,000	39,469.88	37.51	75,020.00	0.9%	800.00	1.1%
	TOTAL		\$2,422,243.25		\$4,669,387.74	55.5%	\$115,063.34	2.5%
ACCOUNT TOTAL			\$6,143,240.31		\$8,408,601.96	100.0%	\$261,341.29	3.1%

CALDWELL TRUST COMPANY

Attachment to Form 990-PF
Wilson-Wood Foundation, Inc
FEIN 59-2243926

TAX PACKAGE

TAX YEAR 2010
ACCOUNT 184

Payer Information:

Name and Address:
CALDWELL TRUST COMPANY
201 CENTER ROAD
VENICE FL 34285
(941) 493-3600

Name and Address:
WILSON-WOOD FOUNDATION, INC.
930 SCHERER WAY
OSPREY FL 34229

Tax ID Number (TIN):
65-0376693

59-2243926

Payee Information:

Account Title:
WILSON - WOOD FOUNDATION, INC. CALDWELL
TRUST COMPANY AS CUSTODIAN AND INVESTMENT
MANAGER.

Account Number
184

REALIZED GAIN LOSS

Box 1b	Box 7	FYI	Box 1a	Box 2	FYI	FYI	FYI	FYI	FYI
Cusip	Description	Date	Date of Sale or Exchange	Stocks, Bonds, Etc.	Cost (Est.)	Short Term Gain/Loss (Est.)	Long Term Gain/Loss (Est.)	Lot	No.
780097879	ROYAL BANK OF SCOTLAND PFD H, 1000 UNITS OF LOT 6	06/20/05	05/06/10	\$19,250.00	\$25,530.00	\$0.00	\$-6,280.00	6	
780097879	ROYAL BANK OF SCOTLAND PFD H, 1000 UNITS OF LOT 5	03/22/05	05/06/10	\$19,250.00	\$25,480.00	\$0.00	\$-6,230.00	5	
780097879	ROYAL BANK OF SCOTLAND PFD H, 2000 UNITS OF LOT 4	11/10/04	05/06/10	\$38,500.00	\$51,179.00	\$0.00	\$-12,679.00	4	
780097879	ROYAL BANK OF SCOTLAND PFD H, 1000 UNITS OF LOT 3	09/17/02	05/06/10	\$19,250.00	\$25,512.00	\$0.00	\$-6,262.00	3	
780097879	ROYAL BANK OF SCOTLAND PFD H, 1000 UNITS OF LOT 2	09/16/02	05/06/10	\$19,250.00	\$25,380.00	\$0.00	\$-6,130.00	2	
780097796	ROYAL BANK OF SCOTLAND PFD M, 4000 UNITS OF LOT 2	06/04/07	05/06/10	\$56,000.00	\$101,576.00	\$0.00	\$-45,576.00	2	
780097879	ROYAL BANK OF SCOTLAND PFD H, 2000 UNITS OF LOT 1	01/24/02	05/06/10	\$38,500.00	\$50,664.20	\$0.00	\$-12,164.20	1	
780097796	ROYAL BANK OF SCOTLAND PFD M, 4000 UNITS OF LOT 1	03/08/07	05/06/10	\$56,000.00	\$103,316.80	\$0.00	\$-47,316.80	1	
81369Y100	MATERIALS SELECT SECTOR SPDR, 36 UNITS OF LOT 2	10/01/09	05/20/10	\$1,081.49	\$1,082.50	\$-1.01	\$0.00	2	
81369Y100	MATERIALS SELECT SECTOR SPDR, 740 UNITS OF LOT 1	08/04/09	05/20/10	\$22,230.63	\$22,133.40	\$97.23	\$0.00	1	
81369Y209	HEALTHCARE SELECT SECTOR SPDR, 16 UNITS OF LOT 2	10/01/09	06/01/10	\$460.95	\$455.03	\$5.92	\$0.00	2	
81369Y886	UTILITIES SELECT SECTOR SPDR, 134 UNITS OF LOT 2	10/01/09	06/01/10	\$3,812.79	\$3,879.22	\$-66.43	\$0.00	2	
81369Y886	UTILITIES SELECT SECTOR SPDR, 667 UNITS OF LOT 1	08/04/09	06/01/10	\$18,978.56	\$19,329.66	\$-351.10	\$0.00	1	
81369Y506	ENERGY SELECT SECTOR SPDR, 412 UNITS OF LOT 1	08/04/09	06/01/10	\$21,311.99	\$21,341.60	\$-29.61	\$0.00	1	
81369Y209	HEALTHCARE SELECT SECTOR SPDR, 795 UNITS OF LOT 1	08/04/09	06/01/10	\$22,903.32	\$22,315.65	\$587.67	\$0.00	1	
013817101	ALCOA INC, 200 UNITS OF LOT 7	11/12/04	06/22/10	\$2,285.94	\$6,880.28	\$0.00	\$-4,594.34	7	
013817101	ALCOA INC, 200 UNITS OF LOT 6	07/22/03	06/22/10	\$2,285.94	\$4,976.00	\$0.00	\$-2,690.06	6	
	Continued...								

Continued...

REALIZED GAIN LOSS

Box 1b Cusip	Box 7 Description	FYI Date	Box 1a Date of Sale or Exchange	Box 2 Stocks, Bonds, Etc.	FYI Cost (Est.)	FYI Short Term Gain/Loss (Est.)	FYI Long Term Gain/Loss (Est.)	FYI Lot No.
013817101	ALCOA INC, 600 UNITS OF LOT 5	11/22/02	06/22/10	\$6,857.82	\$14,958.00	\$0.00	\$-8,100.18	5
013817101	ALCOA INC, 250 UNITS OF LOT 4	10/02/02	06/22/10	\$2,857.42	\$4,998.07	\$0.00	\$-2,140.65	4
013817101	ALCOA INC, 250 UNITS OF LOT 3	09/17/02	06/22/10	\$2,857.43	\$5,472.50	\$0.00	\$-2,615.07	3
013817101	ALCOA INC, 300 UNITS OF LOT 2	07/26/02	06/22/10	\$3,428.91	\$7,464.00	\$0.00	\$-4,035.09	2
81369Y803	TECHNOLOGY SELECT SECTOR SPDR, 200 UNITS OF LOT 5	06/03/10	06/28/10	\$4,289.93	\$4,393.12	\$-103.19	\$0.00	5
81369Y308	CONSUMER STAPLES SELECT SECTOR SPDR, 152 UNITS OF LOT 4	06/03/10	06/28/10	\$3,964.80	\$4,070.09	\$-105.29	\$0.00	4
81369Y803	TECHNOLOGY SELECT SECTOR SPDR, 559 UNITS OF LOT 4	06/01/10	06/28/10	\$11,990.35	\$12,140.20	\$-149.85	\$0.00	4
81369Y407	CONSUMER DISCRETIONRY SELECT SECTOR SPDR, 140 UNITS OF LOT 4	06/03/10	06/28/10	\$4,281.17	\$4,589.61	\$-308.44	\$0.00	4
81369Y605	FINANCIAL SELECT SECTOR SPDR, 328 UNITS OF LOT 4	06/03/10	06/28/10	\$4,746.28	\$4,859.68	\$-113.40	\$0.00	4
81369Y704	INDUSTRIAL SELECT SECTOR SPDR, 165 UNITS OF LOT 4	06/03/10	06/28/10	\$4,733.52	\$4,917.53	\$-184.01	\$0.00	4
81369Y605	FINANCIAL SELECT SECTOR SPDR, 832 UNITS OF LOT 3	06/01/10	06/28/10	\$12,039.34	\$12,163.01	\$-123.67	\$0.00	3
81369Y407	CONSUMER DISCRETIONRY SELECT SECTOR SPDR, 339 UNITS OF LOT 3	06/01/10	06/28/10	\$10,366.54	\$10,945.87	\$-579.33	\$0.00	3
81369Y704	INDUSTRIAL SELECT SECTOR SPDR, 394 UNITS OF LOT 3	06/01/10	06/28/10	\$11,303.08	\$11,592.19	\$-289.11	\$0.00	3
81369Y308	CONSUMER STAPLES SELECT SECTOR SPDR, 448 UNITS OF LOT 3	06/01/10	06/28/10	\$11,685.75	\$11,863.40	\$-177.65	\$0.00	3
35906A108	FRONTIER COMMUNICATION CORP, .07 UNITS OF LOT 1	04/05/04	07/09/10	\$0.51	\$0.65	\$0.00	\$-0.14	1
81369Y803	TECHNOLOGY SELECT SECTOR SPDR, 133 UNITS OF LOT 4	06/01/10	08/02/10	\$2,968.42	\$2,888.45	\$79.97	\$0.00	4
81369Y605	FINANCIAL SELECT SECTOR SPDR, 197 UNITS OF LOT 3	06/01/10	08/02/10	\$2,955.56	\$2,879.94	\$75.62	\$0.00	3
81369Y803	TECHNOLOGY SELECT SECTOR SPDR, 1104 UNITS OF LOT 3	11/03/09	08/02/10	\$24,640.09	\$22,703.10	\$1,936.99	\$0.00	3
81369Y506	ENERGY SELECT SECTOR SPDR, 506 UNITS OF LOT 3	06/28/10	08/02/10	\$28,093.45	\$26,200.68	\$1,892.77	\$0.00	3
81369Y605	FINANCIAL SELECT SECTOR SPDR, 1619 UNITS OF LOT 1	08/04/09	08/02/10	\$24,289.61	\$21,565.08	\$2,724.53	\$0.00	1
81369Y308	CONSUMER STAPLES SELECT SECTOR SPDR, 286 UNITS OF LOT 5	08/02/10	09/01/10	\$7,687.72	\$7,796.36	\$-108.64	\$0.00	5
81369Y407	CONSUMER DISCRETIONRY SELECT SECTOR SPDR, 206 UNITS OF LOT 5	08/02/10	09/01/10	\$6,417.61	\$6,610.52	\$-192.91	\$0.00	5
81369Y704	INDUSTRIAL SELECT SECTOR SPDR, 189 UNITS OF LOT 5	08/02/10	09/01/10	\$5,527.57	\$5,840.10	\$-312.53	\$0.00	5
81369Y100	MATERIALS SELECT SECTOR SPDR, 227 UNITS OF LOT 4	08/02/10	09/01/10	\$7,237.32	\$7,453.09	\$-215.77	\$0.00	4
81369Y886	UTILITIES SELECT SECTOR SPDR, 293 UNITS OF LOT 4	08/02/10	09/01/10	\$9,197.23	\$9,077.08	\$120.15	\$0.00	4
81369Y407	CONSUMER DISCRETIONRY SELECT SECTOR SPDR, 14 UNITS OF LOT 3	06/01/10	09/01/10	\$436.15	\$452.04	\$-15.89	\$0.00	3
81369Y605	FINANCIAL SELECT SECTOR SPDR, 2626 UNITS OF LOT 5	09/01/10	09/16/10	\$38,576.86	\$36,998.50	\$1,578.36	\$0.00	5

Continued...

CALDWELL TRUST COMPANY

Attachement to Form 990-PF
Wilson-Wood Foundation, Inc
FEIN 59-2243926

TAX PACKAGE

TAX YEAR 2010
ACCOUNT 184

REALIZED GAIN LOSS

Box 1b Cusip	Box 7 Description	FYI Date Purchased	Box 1a Date of Sale or Exchange	Box 2 Stocks, Bonds, Etc.	FYI Cost (Est.)	FYI Short Term Gain/Loss (Est.)	FYI Long Term Gain/Loss (Est.)	FYI Lot No.
81369Y308	CONSUMER STAPLES SELECT SECTOR SPDR, 317 UNITS OF LOT 5	08/02/10	09/16/10	\$8,803.32	\$8,641.42	\$161.90	\$0.00	5
81369Y704	INDUSTRIAL SELECT SECTOR SPDR, 344 UNITS OF LOT 5	08/02/10	09/16/10	\$10,502.55	\$10,629.60	\$-127.05	\$0.00	5
81369Y407	CONSUMER DISCRETIONRY SELECT SECTOR SPDR, 331 UNITS OF LOT 5	08/02/10	09/16/10	\$10,833.48	\$10,621.76	\$211.72	\$0.00	5
81369Y886	UTILITIES SELECT SECTOR SPDR, 234 UNITS OF LOT 4	08/02/10	09/16/10	\$7,291.60	\$7,249.27	\$42.33	\$0.00	4
81369Y100	MATERIALS SELECT SECTOR SPDR, 264 UNITS OF LOT 4	08/02/10	09/16/10	\$8,804.36	\$8,667.91	\$136.45	\$0.00	4
81369Y100	MATERIALS SELECT SECTOR SPDR, 883 UNITS OF LOT 3	06/28/10	09/16/10	\$29,447.90	\$26,321.88	\$3,126.02	\$0.00	3
81369Y308	CONSUMER STAPLES SELECT SECTOR SPDR, 146 UNITS OF LOT 3	06/01/10	09/16/10	\$4,054.53	\$3,866.20	\$188.33	\$0.00	3
81369Y886	UTILITIES SELECT SECTOR SPDR, 921 UNITS OF LOT 3	06/28/10	09/16/10	\$28,698.98	\$26,782.68	\$1,916.30	\$0.00	3
81369Y704	INDUSTRIAL SELECT SECTOR SPDR, 19 UNITS OF LOT 3	06/01/10	09/16/10	\$580.08	\$559.01	\$21.07	\$0.00	3
81369Y308	CONSUMER STAPLES SELECT SECTOR SPDR, 881 UNITS OF LOT 1	08/04/09	09/16/10	\$24,466.02	\$21,806.07	\$0.00	\$2,659.95	1
81369Y704	INDUSTRIAL SELECT SECTOR SPDR, 900 UNITS OF LOT 1	08/04/09	09/16/10	\$27,477.61	\$21,978.00	\$0.00	\$5,499.61	1
81369Y407	CONSUMER DISCRETIONRY SELECT SECTOR SPDR, 848 UNITS OF LOT 1	08/04/09	09/16/10	\$27,754.65	\$21,895.36	\$0.00	\$5,859.29	1
38143UKK6	GOLDMAN SACHS 1.625% 6/23/11, 100000 UNITS OF LOT 1	06/18/10	09/23/10	\$100,000.00	\$100,000.00	\$0.00	\$0.00	1
254687106	WALT DISNEY CO, 250 UNITS OF LOT 8	11/12/04	09/27/10	\$8,349.89	\$6,615.55	\$0.00	\$1,734.34	8
931142103	WAL-MART STORES, 250 UNITS OF LOT 6	11/12/04	09/27/10	\$13,429.80	\$14,135.00	\$0.00	\$-705.20	6
00206R102	NEW AT&T INC, 100 UNITS OF LOT 5	11/22/02	09/27/10	\$2,907.98	\$2,772.00	\$0.00	\$135.98	5
459200101	INTERNATIONAL BUSINESS MACHINES CORP, 300 UNITS OF LOT 3	10/26/99	09/27/10	\$40,469.32	\$28,730.25	\$0.00	\$11,739.07	3
166764100	CHEVRONTXACO CORP., 250 UNITS OF LOT 2	03/13/08	09/27/10	\$20,107.19	\$21,679.85	\$0.00	\$-1,572.66	2
806857108	SCHLUMBERGER LTD, 750 UNITS OF LOT 2	06/04/07	09/27/10	\$45,141.81	\$59,752.50	\$0.00	\$-14,610.69	2
65339F101	NEXTERA ENERGY, 500 UNITS OF LOT 2	10/31/05	09/27/10	\$27,329.59	\$21,560.00	\$0.00	\$5,769.59	2
580135101	MCDONALD'S RESTAURANTS, 150 UNITS OF LOT 2	07/26/02	09/27/10	\$11,245.33	\$3,415.50	\$0.00	\$7,829.83	2
30231G102	EXXON MOBIL CORP, 1000 UNITS OF LOT 1	01/22/92	09/27/10	\$61,849.05	\$14,772.13	\$0.00	\$47,076.92	1
02209S103	ALTRIA GROUP INC, 1000 UNITS OF LOT 1	04/15/93	09/27/10	\$23,999.69	\$3,787.71	\$0.00	\$20,211.98	1
729251108	PLUM CREEK TIMBER CO, 1000 UNITS OF LOT 1	09/17/02	09/27/10	\$35,339.50	\$25,164.00	\$0.00	\$10,175.50	1
35906A108	FRONTIER COMMUNICATION CORP, 432 UNITS OF LOT 1	04/05/04	09/27/10	\$3,546.96	\$4,036.84	\$0.00	\$-489.88	1
580135101	MCDONALD'S RESTAURANTS, 100 UNITS OF LOT 1	04/08/96	09/27/10	\$7,496.88	\$2,385.25	\$0.00	\$5,111.63	1
00206R102	NEW AT&T INC, 150 UNITS OF LOT 1	07/26/02	09/27/10	\$4,361.98	\$3,910.50	\$0.00	\$451.48	1

Continued...

REALIZED GAIN LOSS

Box 1b Cusip	Box 7 Description	FYI Date Purchased	Box 1a Date of Sale or Exchange	Box 2 Stocks, Bonds, Etc.	FYI Cost (Est.)	FYI Short Term Gain/Loss (Est.)	FYI Long Term Gain/Loss (Est.)	FYI Lot No.
806857108	SCHLUMBERGER LTD, 250 UNITS OF LOT 1	10/11/06	09/27/10	\$15,047.27	\$14,404.38	\$0.00	\$642.89	1
001055102	AFLAC INC, 500 UNITS OF LOT 1	02/06/89	09/27/10	\$26,109.71	\$1,043.07	\$0.00	\$25,066.64	1
369604103	GENERAL ELECTRIC CO, 2000 UNITS OF LOT 1	05/29/90	09/27/10	\$33,001.24	\$10,464.88	\$0.00	\$22,536.36	1
984121BM4	XEROX CORP 7.625% 6/15/13, 100000 UNITS OF LOT 1	05/13/09	10/01/10	\$101,271.00	\$101,500.00	\$0.00	\$-229.00	1
24424CAD3	JOHN DEERE 3.75% 10/15/10, 100000 UNITS OF LOT 1	03/24/09	10/15/10	\$100,000.00	\$100,000.00	\$0.00	\$0.00	1
172967101	CITIGROUP INC, 500 UNITS OF LOT 4	09/17/02	11/04/10	\$2,089.96	\$15,025.00	\$0.00	\$-12,935.04	4
172967101	CITIGROUP INC, 700 UNITS OF LOT 3	09/16/02	11/04/10	\$2,925.95	\$20,923.00	\$0.00	\$-17,997.05	3
172967101	CITIGROUP INC, 300 UNITS OF LOT 2	07/26/02	11/04/10	\$1,253.98	\$8,378.95	\$0.00	\$-7,124.97	2
060505104	BANK OF AMERICA CORP, 1000 UNITS OF LOT 1	06/20/05	11/04/10	\$11,689.90	\$46,780.00	\$0.00	\$-35,090.10	1
GRAND TOTAL				\$1,502,461.11	\$1,576,179.72	\$11,348.45	\$-85,067.06	