



See a Social Security Number? Say Something!
Report Privacy Problems to <https://public.resource.org/privacy>
Or call the IRS Identity Theft Hotline at 1-800-908-4490



Return of Private Foundation
 or Section 4947(a)(1) Nonexempt Charitable Trust
 Treated as a Private Foundation

2010

Note. The foundation may be able to use a copy of this return to satisfy state reporting requirements

For calendar year 2010, or tax year beginning _____, 2010, and ending _____, 20

G Check all that apply: Initial return Initial return of a former public charity Final return
 Amended return Address change Name change

Name of foundation Yablick Charities, Inc		A Employer identification number 59-1411171
Number and street (or P O box number if mail is not delivered to street address) 5712 NORTH BAY ROAD	Room/suite	B Telephone number (see page 10 of the instructions) (305) 865-1588
City or town, state, and ZIP code MIAMI BEACH, FL 33140		C If exemption application is pending, check here <input type="checkbox"/>
H Check type of organization: <input type="checkbox"/> Section 501(c)(3) exempt private foundation <input type="checkbox"/> Section 4947(a)(1) nonexempt charitable trust <input type="checkbox"/> Other taxable private foundation		D 1. Foreign organizations, check here <input type="checkbox"/> 2. Foreign organizations meeting the 85% test, check here and attach computation <input type="checkbox"/>
I Fair market value of all assets at end of year (from Part II, col. (c), line 16) \$ 1,354,835	J Accounting method <input type="checkbox"/> Cash <input type="checkbox"/> Accrual <input type="checkbox"/> Other (specify) _____ <i>(Part I, column (d) must be on cash basis)</i>	E If private foundation status was terminated under section 507(b)(1)(A), check here <input type="checkbox"/> F If the foundation is in a 60-month termination under section 507(b)(1)(B), check here <input type="checkbox"/>

Part I Analysis of Revenue and Expenses <i>(The total of amounts in columns (b), (c), and (d) may not necessarily equal the amounts in column (a) (see page 11 of the instructions))</i>		(a) Revenue and expenses per books	(b) Net investment income	(c) Adjusted net income	(d) Disbursements for charitable purposes (cash basis only)
Revenue	1 Contributions, gifts, grants, etc., received (attach schedule)				
	2 Check <input type="checkbox"/> if the foundation is not required to attach Sch. B				
	3 Interest on savings and temporary cash investments				
	4 Dividends and interest from securities	83,467	83,467	83,467	
	5a Gross rents				
	b Net rental income or (loss)				
	6a Net gain or (loss) from sale of assets not on line 10	0			
	b Gross sales price for all assets on line 6a 100,000				
	7 Capital gain net income (from Part IV, line 2)				
	8 Net short-term capital gain				
	9 Income modifications				
	10a Gross sales less returns and allowances				
b Less: Cost of goods sold					
c Gross profit or (loss) (attach schedule)					
11 Other income (attach schedule)					
12 Total. Add lines 1 through 11	83,467	83,467	83,467		
Operating and Administrative Expenses	13 Compensation of officers, directors, trustees, etc.	60,000	30,000	30,000	30,000
	14 Other employee salaries and wages				
	15 Pension plans, employee benefits				
	16a Legal fees (attach schedule)				
	b Accounting fees (attach schedule)	6,000	6,000	6,000	
	c Other professional fees (attach schedule)				
	17 Interest				
	18 Taxes (attach schedule) (see page 14 of the instructions)	5,231	2,615	2,615	2,616
	19 Depreciation (attach schedule) and depletion				
	20 Occupancy				
21 Travel, conferences, and meetings Auto	7805	7805	7805		
22 Printing and publications	80	80	80		
23 Other expenses (attach schedule)	2,850	1,425	1,425	1,425	
24 Total operating and administrative expenses. Add lines 13 through 23	81,966	47,925	47,925	34,041	
25 Contributions, gifts, grants paid	55,075			55,075	
26 Total expenses and disbursements. Add lines 24 and 25	137,041	47,925	47,925	89,116	
27 Subtract line 26 from line 12:					
a Excess of revenue over expenses and disbursements	(53,574)				
b Net investment income (if negative, enter -0-)		35,542			
c Adjusted net income (if negative, enter -0-)			35,542		

SCANNED MAY 19 2011

3091 RECEIVED MAY 16 2011

14

Part II Balance Sheets		Attached schedules and amounts in the description column should be for end-of-year amounts only. (See instructions)			
		Beginning of year	End of year		
		(a) Book Value	(b) Book Value	(c) Fair Market Value	
Assets	1	Cash—non-interest-bearing	74,270	95,877	95,877
	2	Savings and temporary cash investments			
	3	Accounts receivable ▶ Less: allowance for doubtful accounts ▶			
	4	Pledges receivable ▶ Less: allowance for doubtful accounts ▶			
	5	Grants receivable			
	6	Receivables due from officers, directors, trustees, and other disqualified persons (attach schedule) (see page 15 of the instructions)			
	7	Other notes and loans receivable (attach schedule) ▶ Less: allowance for doubtful accounts ▶			
	8	Inventories for sale or use			
	9	Prepaid expenses and deferred charges			
	10a	Investments—U.S. and state government obligations (attach schedule)			
	b	Investments—corporate stock (attach schedule)			
	c	Investments—corporate bonds (attach schedule)	1,145,392	1,070,211	1,258,958
	11	Investments—land, buildings, and equipment: basis ▶ Less: accumulated depreciation (attach schedule) ▶			
	12	Investments—mortgage loans			
	13	Investments—other (attach schedule)			
	14	Land, buildings, and equipment: basis ▶ Less: accumulated depreciation (attach schedule) ▶			
15	Other assets (describe ▶)				
16	Total assets (to be completed by all filers—see the instructions Also, see page 1, item I)	1,219,662	1,166,088	1,354,835	
Liabilities	17	Accounts payable and accrued expenses			
	18	Grants payable			
	19	Deferred revenue			
	20	Loans from officers, directors, trustees, and other disqualified persons			
	21	Mortgages and other notes payable (attach schedule)			
	22	Other liabilities (describe ▶)			
23	Total liabilities (add lines 17 through 22)				
Net Assets or Fund Balances	Foundations that follow SFAS 117, check here ▶ <input type="checkbox"/> and complete lines 24 through 26 and lines 30 and 31.				
	24	Unrestricted			
	25	Temporarily restricted			
	26	Permanently restricted			
	Foundations that do not follow SFAS 117, check here ▶ <input type="checkbox"/> and complete lines 27 through 31.				
	27	Capital stock, trust principal, or current funds			
	28	Paid-in or capital surplus, or land, bldg., and equipment fund			
	29	Retained earnings, accumulated income, endowment, or other funds			
30	Total net assets or fund balances (see page 17 of the instructions)	1,219,662	1,166,088		
31	Total liabilities and net assets/fund balances (see page 17 of the instructions)	1,219,662	1,166,088		

Part III Analysis of Changes in Net Assets or Fund Balances			
1	Total net assets or fund balances at beginning of year—Part II, column (a), line 30 (must agree with end-of-year figure reported on prior year's return)	1	1,219,662
2	Enter amount from Part I, line 27a	2	< 53,574
3	Other increases not included in line 2 (itemize) ▶	3	
4	Add lines 1, 2, and 3	4	1,166,088
5	Decreases not included in line 2 (itemize) ▶	5	
6	Total net assets or fund balances at end of year (line 4 minus line 5)—Part II, column (b), line 30	6	1,166,088

Part IV Capital Gains and Losses for Tax on Investment Income

(a) List and describe the kind(s) of property sold (e.g., real estate, 2-story brick warehouse, or common stock, 200 shs MLC Co)		(b) How acquired P—Purchase D—Donation	(c) Date acquired (mo., day, yr)	(d) Date sold (mo., day, yr)
1a				
b				
c				
d				
e				
(e) Gross sales price	(f) Depreciation allowed (or allowable)	(g) Cost or other basis plus expense of sale	(h) Gain or (loss) (e) plus (f) minus (g)	
a				
b				
c				
d				
e				
Complete only for assets showing gain in column (h) and owned by the foundation on 12/31/69				(i) Gains (Col (h) gain minus col (k), but not less than -0-) or Losses (from col (h))
(i) FMV as of 12/31/69	(j) Adjusted basis as of 12/31/69	(k) Excess of col (i) over col (j), if any		
a				
b				
c				
d				
e				
2	Capital gain net income or (net capital loss)	{ If gain, also enter in Part I, line 7 If (loss), enter -0- in Part I, line 7 }		2 0
3	Net short-term capital gain or (loss) as defined in sections 1222(5) and (6): If gain, also enter in Part I, line 8, column (c) (see pages 13 and 17 of the instructions); If (loss), enter -0- in Part I, line 8			3 0

Part V Qualification Under Section 4940(e) for Reduced Tax on Net Investment Income

(For optional use by domestic private foundations subject to the section 4940(a) tax on net investment income.)

If section 4940(d)(2) applies, leave this part blank.

Was the foundation liable for the section 4942 tax on the distributable amount of any year in the base period? Yes No
 If "Yes," the foundation does not qualify under section 4940(e). Do not complete this part.

1 Enter the appropriate amount in each column for each year; see page 18 of the instructions before making any entries.

(a) Base period years Calendar year (or tax year beginning in)	(b) Adjusted qualifying distributions	(c) Net value of noncharitable-use assets	(d) Distribution ratio (col (b) divided by col (c))
2009			
2008			
2007			
2006			
2005			

2	Total of line 1, column (d)	2	
3	Average distribution ratio for the 5-year base period—divide the total on line 2 by 5, or by the number of years the foundation has been in existence if less than 5 years	3	
4	Enter the net value of noncharitable-use assets for 2010 from Part X, line 5	4	
5	Multiply line 4 by line 3	5	
6	Enter 1% of net investment income (1% of Part I, line 27b)	6	
7	Add lines 5 and 6	7	
8	Enter qualifying distributions from Part XII, line 4	8	

If line 8 is equal to or greater than line 7, check the box in Part VI, line 1b, and complete that part using a 1% tax rate. See the Part VI instructions on page 18.

Part VI Excise Tax Based on Investment Income (Section 4940(a), 4940(b), 4940(e), or 4948—see page 18 of the instructions)

1a	Exempt operating foundations described in section 4940(d)(2), check here <input type="checkbox"/> and enter "N/A" on line 1 Date of ruling or determination letter _____ (attach copy of letter if necessary—see instructions)			
b	Domestic foundations that meet the section 4940(e) requirements in Part V, check here <input type="checkbox"/> and enter 1% of Part I, line 27b	1	711	
c	All other domestic foundations enter 2% of line 27b. Exempt foreign organizations enter 4% of Part I, line 12, col. (b)			
2	Tax under section 511 (domestic section 4947(a)(1) trusts and taxable foundations only. Others enter -0-)	2		
3	Add lines 1 and 2	3	711	
4	Subtitle A (income) tax (domestic section 4947(a)(1) trusts and taxable foundations only. Others enter -0-)	4		
5	Tax based on investment income. Subtract line 4 from line 3. If zero or less, enter -0-	5	711	
6	Credits/Payments.			
a	2010 estimated tax payments and 2009 overpayment credited to 2010	6a		
b	Exempt foreign organizations—tax withheld at source	6b		
c	Tax paid with application for extension of time to file (Form 8868)	6c		
d	Backup withholding erroneously withheld	6d		
7	Total credits and payments. Add lines 6a through 6d	7		
8	Enter any penalty for underpayment of estimated tax. Check here <input type="checkbox"/> if Form 2220 is attached	8		
9	Tax due. If the total of lines 5 and 8 is more than line 7, enter amount owed	9	711	
10	Overpayment. If line 7 is more than the total of lines 5 and 8, enter the amount overpaid	10		
11	Enter the amount of line 10 to be. Credited to 2011 estimated tax <input type="checkbox"/> Refunded <input type="checkbox"/>	11		

Part VII-A Statements Regarding Activities

	Yes	No
1a		X
1a		X
b		X
1b		X
<i>If the answer is "Yes" to 1a or 1b, attach a detailed description of the activities and copies of any materials published or distributed by the foundation in connection with the activities.</i>		
c		X
1c		X
d		
e		
2	X	
3		X
3		X
4a		X
4a		X
4b		X
5		X
5		X
6	X	
6	X	
7	X	
7	X	
8a		
8a		
b	X	
8b	X	
9		X
9		X
10		X
10		X

Part VII-A Statements Regarding Activities (continued)

11	At any time during the year, did the foundation, directly or indirectly, own a controlled entity within the meaning of section 512(b)(13)? If "Yes," attach schedule (see page 20 of the instructions)	11		X
12	Did the foundation acquire a direct or indirect interest in any applicable insurance contract before August 17, 2008?	12		X
13	Did the foundation comply with the public inspection requirements for its annual returns and exemption application? Website address ▶	13	X	
14	The books are in care of ▶ <i>Syed Zafa</i> Telephone no ▶ <i>305-905-6443</i> Located at ▶ <i>9205 SW 95 Ave, Miami, FL</i> ZIP+4 ▶ <i>33176</i>			
15	Section 4947(a)(1) nonexempt charitable trusts filing Form 990-PF in lieu of Form 1041—Check here and enter the amount of tax-exempt interest received or accrued during the year ▶	15		<input type="checkbox"/>
16	At any time during calendar year 2010, did the foundation have an interest in or a signature or other authority over a bank, securities, or other financial account in a foreign country? See page 20 of the instructions for exceptions and filing requirements for Form TD F 90-22.1. If "Yes," enter the name of the foreign country ▶	16	Yes	No

Part VII-B Statements Regarding Activities for Which Form 4720 May Be Required

File Form 4720 if any item is checked in the "Yes" column, unless an exception applies.

		Yes	No
1a	During the year did the foundation (either directly or indirectly):		
(1)	Engage in the sale or exchange, or leasing of property with a disqualified person? <input type="checkbox"/> Yes <input checked="" type="checkbox"/> No		
(2)	Borrow money from, lend money to, or otherwise extend credit to (or accept it from) a disqualified person? <input type="checkbox"/> Yes <input checked="" type="checkbox"/> No		
(3)	Furnish goods, services, or facilities to (or accept them from) a disqualified person? <input type="checkbox"/> Yes <input checked="" type="checkbox"/> No		
(4)	Pay compensation to, or pay or reimburse the expenses of, a disqualified person? <input type="checkbox"/> Yes <input checked="" type="checkbox"/> No		
(5)	Transfer any income or assets to a disqualified person (or make any of either available for the benefit or use of a disqualified person)? <input type="checkbox"/> Yes <input checked="" type="checkbox"/> No		
(6)	Agree to pay money or property to a government official? (Exception. Check "No" if the foundation agreed to make a grant to or to employ the official for a period after termination of government service, if terminating within 90 days.) <input type="checkbox"/> Yes <input checked="" type="checkbox"/> No		
b	If any answer is "Yes" to 1a(1)–(6), did any of the acts fail to qualify under the exceptions described in Regulations section 53.4941(d)-3 or in a current notice regarding disaster assistance (see page 22 of the instructions)? Organizations relying on a current notice regarding disaster assistance check here ▶ <input type="checkbox"/>	1b	
c	Did the foundation engage in a prior year in any of the acts described in 1a, other than excepted acts, that were not corrected before the first day of the tax year beginning in 2010?	1c	X
2	Taxes on failure to distribute income (section 4942) (does not apply for years the foundation was a private operating foundation defined in section 4942(j)(3) or 4942(j)(5)):		
a	At the end of tax year 2010, did the foundation have any undistributed income (lines 6d and 6e, Part XIII) for tax year(s) beginning before 2010? <input type="checkbox"/> Yes <input checked="" type="checkbox"/> No If "Yes," list the years ▶ 20____, 20____, 20____, 20____		
b	Are there any years listed in 2a for which the foundation is not applying the provisions of section 4942(a)(2) (relating to incorrect valuation of assets) to the year's undistributed income? (If applying section 4942(a)(2) to all years listed, answer "No" and attach statement—see page 22 of the instructions.) <i>N/A</i>	2b	
c	If the provisions of section 4942(a)(2) are being applied to any of the years listed in 2a, list the years here. ▶ 20____, 20____, 20____, 20____		
3a	Did the foundation hold more than a 2% direct or indirect interest in any business enterprise at any time during the year? <input type="checkbox"/> Yes <input checked="" type="checkbox"/> No		
b	If "Yes," did it have excess business holdings in 2010 as a result of (1) any purchase by the foundation or disqualified persons after May 26, 1969; (2) the lapse of the 5-year period (or longer period approved by the Commissioner under section 4943(c)(7)) to dispose of holdings acquired by gift or bequest; or (3) the lapse of the 10-, 15-, or 20-year first phase holding period? (Use Schedule C, Form 4720, to determine if the foundation had excess business holdings in 2010.)	3b	
4a	Did the foundation invest during the year any amount in a manner that would jeopardize its charitable purposes?	4a	X
b	Did the foundation make any investment in a prior year (but after December 31, 1969) that could jeopardize its charitable purpose that had not been removed from jeopardy before the first day of the tax year beginning in 2010?	4b	X

Part VII-B Statements Regarding Activities for Which Form 4720 May Be Required (continued)

- 5a During the year did the foundation pay or incur any amount to
 - (1) Carry on propaganda, or otherwise attempt to influence legislation (section 4945(e))? Yes No
 - (2) Influence the outcome of any specific public election (see section 4955), or to carry on, directly or indirectly, any voter registration drive? Yes No
 - (3) Provide a grant to an individual for travel, study, or other similar purposes? Yes No
 - (4) Provide a grant to an organization other than a charitable, etc., organization described in section 509(a)(1), (2), or (3), or section 4940(d)(2)? (see page 22 of the instructions) Yes No
 - (5) Provide for any purpose other than religious, charitable, scientific, literary, or educational purposes, or for the prevention of cruelty to children or animals? Yes No
- b If any answer is "Yes" to 5a(1)-(5), did any of the transactions fail to qualify under the exceptions described in Regulations section 53.4945 or in a current notice regarding disaster assistance (see page 22 of the instructions)? 5b
 Organizations relying on a current notice regarding disaster assistance check here
- c If the answer is "Yes" to question 5a(4), does the foundation claim exemption from the tax because it maintained expenditure responsibility for the grant? Yes No
 If "Yes," attach the statement required by Regulations section 53.4945-5(d).
- 6a Did the foundation, during the year, receive any funds, directly or indirectly, to pay premiums on a personal benefit contract? Yes No
- b Did the foundation, during the year, pay premiums, directly or indirectly, on a personal benefit contract? 6b
 If "Yes" to 6b, file Form 8870.
- 7a At any time during the tax year, was the foundation a party to a prohibited tax shelter transaction? Yes No
- b If "Yes," did the foundation receive any proceeds or have any net income attributable to the transaction? 7b

Part VIII Information About Officers, Directors, Trustees, Foundation Managers, Highly Paid Employees, and Contractors

1 List all officers, directors, trustees, foundation managers and their compensation (see page 22 of the instructions).

(a) Name and address	(b) Title, and average hours per week devoted to position	(c) Compensation (If not paid, enter -0-)	(d) Contributions to employee benefit plans and deferred compensation	(e) Expense account, other allowances
<i>JANE Goodman</i> <i>5712 N. Bay Road Miami Beach, FL</i>	<i>Prs, All</i>	<i>\$ 58,000.00</i>	<i>NONE</i>	<i>NONE</i>
<i>Jerrold F. Goodman</i> <i>5712 N. Bay Road, Miami Beach, FL</i>	<i>Hon Chair All</i>	<i>2000.00</i>	<i>NONE</i>	<i>NONE</i>

2 Compensation of five highest-paid employees (other than those included on line 1—see page 23 of the instructions). If none, enter "NONE." *NONE*

(a) Name and address of each employee paid more than \$50,000	(b) Title, and average hours per week devoted to position	(c) Compensation	(d) Contributions to employee benefit plans and deferred compensation	(e) Expense account, other allowances

Total number of other employees paid over \$50,000 ▶

Part VIII Information About Officers, Directors, Trustees, Foundation Managers, Highly Paid Employees, and Contractors (continued)

3 Five highest-paid independent contractors for professional services (see page 23 of the instructions). If none, enter "NONE."

(a) Name and address of each person paid more than \$50,000	(b) Type of service	(c) Compensation
.....		
.....		
.....		
.....		
.....		
.....		
.....		
.....		

Total number of others receiving over \$50,000 for professional services **None**

Part IX-A Summary of Direct Charitable Activities

List the foundation's four largest direct charitable activities during the tax year. Include relevant statistical information such as the number of organizations and other beneficiaries served, conferences convened, research papers produced, etc.	Expenses
1	
.....	
2	
.....	
3	
.....	
4	
.....	

Part IX-B Summary of Program-Related Investments (see page 24 of the instructions)

Describe the two largest program-related investments made by the foundation during the tax year on lines 1 and 2.	Amount
1	
.....	
2	
.....	
All other program-related investments. See page 24 of the instructions	
3	
.....	
Total. Add lines 1 through 3	

Part X Minimum Investment Return (All domestic foundations must complete this part. Foreign foundations, see page 24 of the instructions.)

1	Fair market value of assets not used (or held for use) directly in carrying out charitable, etc., purposes:		
a	Average monthly fair market value of securities	1a	1,265,000
b	Average of monthly cash balances	1b	4000
c	Fair market value of all other assets (see page 25 of the instructions)	1c	1,261,000
d	Total (add lines 1a, b, and c)	1d	1,261,000
e	Reduction claimed for blockage or other factors reported on lines 1a and 1c (attach detailed explanation)	1e	
2	Acquisition indebtedness applicable to line 1 assets	2	-
3	Subtract line 2 from line 1d	3	1,261,000
4	Cash deemed held for charitable activities. Enter 1 1/2 % of line 3 (for greater amount, see page 25 of the instructions)	4	18,915
5	Net value of noncharitable-use assets. Subtract line 4 from line 3. Enter here and on Part V, line 4	5	1,242,085
6	Minimum investment return. Enter 5% of line 5	6	62,104

Part XI Distributable Amount (see page 25 of the instructions) (Section 4942(j)(3) and (j)(5) private operating foundations and certain foreign organizations check here and do not complete this part)

1	Minimum investment return from Part X, line 6	1	62,104
2a	Tax on investment income for 2010 from Part VI, line 5	2a	711
b	Income tax for 2010. (This does not include the tax from Part VI.)	2b	
c	Add lines 2a and 2b	2c	711
3	Distributable amount before adjustments. Subtract line 2c from line 1	3	61,393
4	Recoveries of amounts treated as qualifying distributions	4	-
5	Add lines 3 and 4	5	61,393
6	Deduction from distributable amount (see page 25 of the instructions)	6	-
7	Distributable amount as adjusted. Subtract line 6 from line 5. Enter here and on Part XIII, line 1	7	61,393

Part XII Qualifying Distributions (see page 25 of the instructions)

1	Amounts paid (including administrative expenses) to accomplish charitable, etc., purposes:		
a	Expenses, contributions, gifts, etc.—total from Part I, column (d), line 26	1a	89,116
b	Program-related investments—total from Part IX-B	1b	
2	Amounts paid to acquire assets used (or held for use) directly in carrying out charitable, etc., purposes	2	
3	Amounts set aside for specific charitable projects that satisfy the:		
a	Suitability test (prior IRS approval required)	3a	
b	Cash distribution test (attach the required schedule)	3b	
4	Qualifying distributions. Add lines 1a through 3b. Enter here and on Part V, line 8, and Part XIII, line 4	4	89,116
5	Foundations that qualify under section 4940(e) for the reduced rate of tax on net investment income. Enter 1% of Part I, line 27b (see page 26 of the instructions)	5	711
6	Adjusted qualifying distributions. Subtract line 5 from line 4	6	88,405

Note. The amount on line 6 will be used in Part V, column (b), in subsequent years when calculating whether the foundation qualifies for the section 4940(e) reduction of tax in those years.

Part XIII Undistributed Income (see page 26 of the instructions)

	(a) Corpus	(b) Years prior to 2009	(c) 2009	(d) 2010
1 Distributable amount for 2010 from Part XI, line 7				61,393
2 Undistributed income, if any, as of the end of 2010				
a Enter amount for 2009 only				
b Total for prior years: 20__20__20__				
3 Excess distributions carryover, if any, to 2010:				
a From 2005				31,832
b From 2006				27,399
c From 2007				26,435
d From 2008				26,500
e From 2009				27,226
f Total of lines 3a through e	139,392			
4 Qualifying distributions for 2010 from Part XII, line 4: ▶ \$				
a Applied to 2009, but not more than line 2a				
b Applied to undistributed income of prior years (Election required—see page 26 of the instructions)				
c Treated as distributions out of corpus (Election required—see page 26 of the instructions)	27,723			
d Applied to 2010 distributable amount				
e Remaining amount distributed out of corpus				
5 Excess distributions carryover applied to 2010 (If an amount appears in column (d), the same amount must be shown in column (a).)				
6 Enter the net total of each column as indicated below:				
a Corpus. Add lines 3f, 4c, and 4e. Subtract line 5	167,115			
b Prior years' undistributed income. Subtract line 4b from line 2b				
c Enter the amount of prior years' undistributed income for which a notice of deficiency has been issued, or on which the section 4942(a) tax has been previously assessed				
d Subtract line 6c from line 6b. Taxable amount—see page 27 of the instructions				
e Undistributed income for 2009. Subtract line 4a from line 2a. Taxable amount—see page 27 of the instructions				
f Undistributed income for 2010. Subtract lines 4d and 5 from line 1. This amount must be distributed in 2011				
7 Amounts treated as distributions out of corpus to satisfy requirements imposed by section 170(b)(1)(F) or 4942(g)(3) (see page 27 of the instructions)				
8 Excess distributions carryover from 2005 not applied on line 5 or line 7 (see page 27 of the instructions)	31,832			
9 Excess distributions carryover to 2011. Subtract lines 7 and 8 from line 6a	135,283			
10 Analysis of line 9:				
a Excess from 2006				27,399
b Excess from 2007				26,435
c Excess from 2008				26,500
d Excess from 2009				27,226
e Excess from 2010				27,723

Part XIV Private Operating Foundations (see page 27 of the instructions and Part VII-A, question 9)

1a If the foundation has received a ruling or determination letter that it is a private operating foundation, and the ruling is effective for 2010, enter the date of the ruling ▶

b Check box to indicate whether the foundation is a private operating foundation described in section 4942(j)(3) or 4942(j)(5)

2a Enter the lesser of the adjusted net income from Part I or the minimum investment return from Part X for each year listed

	Tax year	Prior 3 years			(e) Total
	(a) 2010	(b) 2009	(c) 2008	(d) 2007	
b 85% of line 2a					
c Qualifying distributions from Part XII, line 4 for each year listed					
d Amounts included in line 2c not used directly for active conduct of exempt activities					
e Qualifying distributions made directly for active conduct of exempt activities. Subtract line 2d from line 2c					
3 Complete 3a, b, or c for the alternative test relied upon:					
a "Assets" alternative test—enter:					
(1) Value of all assets					
(2) Value of assets qualifying under section 4942(j)(3)(B)(i)					
b "Endowment" alternative test—enter 2/3 of minimum investment return shown in Part X, line 6 for each year listed					
c "Support" alternative test—enter:					
(1) Total support other than gross investment income (interest, dividends, rents, payments on securities, loans (section 512(a)(5)), or royalties)					
(2) Support from general public and 5 or more exempt organizations as provided in section 4942(j)(3)(B)(iii)					
(3) Largest amount of support from an exempt organization					
(4) Gross investment income					

Part XV Supplementary Information (Complete this part only if the foundation had \$5,000 or more in assets at any time during the year—see page 28 of the instructions.)

1 Information Regarding Foundation Managers:

a List any managers of the foundation who have contributed more than 2% of the total contributions received by the foundation before the close of any tax year (but only if they have contributed more than \$5,000). (See section 507(d)(2).)

N/A

b List any managers of the foundation who own 10% or more of the stock of a corporation (or an equally large portion of the ownership of a partnership or other entity) of which the foundation has a 10% or greater interest.

N/A

2 Information Regarding Contribution, Grant, Gift, Loan, Scholarship, etc., Programs:

Check here if the foundation only makes contributions to preselected charitable organizations and does not accept unsolicited requests for funds. If the foundation makes gifts, grants, etc. (see page 28 of the instructions) to individuals or organizations under other conditions, complete items 2a, b, c, and d.

a The name, address, and telephone number of the person to whom applications should be addressed:

*Jane Goodman, President Yabllick Charities, Inc
5712 N. Bay Road, Miami Beach, FL 33140*

b The form in which applications should be submitted and information and materials they should include:

All applicants should state their purpose

c Any submission deadlines:

September 30, for each year

d Any restrictions or limitations on awards, such as by geographical areas, charitable fields, kinds of institutions, or other factors:

None

Part XV Supplementary Information (continued)

3 Grants and Contributions Paid During the Year or Approved for Future Payment

Recipient Name and address (home or business)	If recipient is an individual, show any relationship to any foundation manager or substantial contributor	Foundation status of recipient	Purpose of grant or contribution	Amount
<p>a Paid during the year</p>	<p>Schedule "D"</p>			
<p>Total ▶</p>				<p>3a 53,075</p>
<p>b Approved for future payment</p>	<p>NONE</p>			
<p>Total ▶</p>				<p>3b</p>

Ref 00002812 00076384

YABLICK INC. CHARITIES
Account Number 43J-01146-19 811
59-1411171

Details of Long Term Gain (Loss) 2010 (Part 1, Line 6b)

This section shows your sales of securities during the year. The "Sale Proceeds" column excludes any accrued income you may have received. In addition, although cash in lieu less than \$20 is not included on Form 1099-B (if applicable), it is included in this section. Please note, this material is being prepared for informational purposes only and should not be used for tax preparation without the assistance of your tax advisor.

Reference number	Quantity	Security Description	Opening Trade Date	Closing Trade Date	Sale Proceeds	Cost	(Loss)	Gain
125000010	2,355	CORTS II VERIZON GLOBAL 6.125%	12/17/03	08/31/10	\$ 58,875.00	\$ 58,875.00		
125000020	1,645	CORTS II VERIZON GLOBAL 6.125%	12/17/03	09/24/10	41,125.00	41,125.00		
Total					\$ 100,000.00	\$ 100,000.00		

Details of Accrued Income 2010

This section shows your accrued income paid or received as a result of purchases and sales

Reference number	Transaction Description	Trade Date	Interest Paid	Interest Received
120000300	CORTS II VERIZON GLOBAL 6.125%	08/31/10		\$ 901.49
120000500	CORTS II VERIZON GLOBAL 6.125%	09/24/10		790.75
Total				\$ 1,692.24

Details of Deposits and Withdrawals 2010

This section reflects any deposits or withdrawals made to your account during the year.

Withdrawals

Reference number	Date	Description	Referral number	Amount
220000100	06/21/10	CHECK REORDER FEE		\$ 23.00
Total				\$ 23.00

2 0 1 0 Y E A R E N D S U M M A R Y



Yablick Charities, Inc
 EIN# 59-141171

FORM 990-PF, December 31, 2010

COLUMN WRITE

7 8 9 10 11 12 13 14

Page 1, Line 18, Taxes:

Payroll taxes
 Excise Tax

\$ 4590
 647

Total

\$ 5237

Page 1, Line 23, Other Expenses:

Annual Report
 Dues & Subscriptions
 Medical
 Data Processing
 Insurance
 Office Supplies

\$ 61
 100
 1720
 2510
 640
 79

Total

\$ 2850

Ref 00008108 00055183

YABLICK INC. CHARITIES

Account number 43J-01146-19 811

59-141171

Gain/loss summary	This period	This year
Realized gain or (loss)	\$ 0.00	\$ 0.00 LT
Unrealized gain or (loss) to date		\$ 0.00 ST

188 746 J0

PORTFOLIO DETAILS

IMPORTANT NOTE According to our records, it appears that your account contains a concentrated position. Academic studies and real-world experience have shown that asset allocation is the key factor in long-term investment performance. By choosing a diversified mix of stocks, bonds and other asset classes, investors may create the portfolios that best match their financial goals and tolerance for risk. Concentrated positions entail greater risks than a diversified portfolio. Morgan Stanley Smith Barney can provide you with strategies to reduce your exposure to a concentrated position. To discuss your asset allocations and potential strategies to reduce the risk and/or volatility of a concentrated position, please contact your Financial Advisor. Please note, to the extent the concentrated position involves Citigroup or Morgan Stanley stock, we are providing this notice for informational purposes only. Under regulatory rules, Morgan Stanley Smith Barney cannot solicit the purchase or sale of stock or investments/hedges derived from an affiliate's stock.

Your holdings are valued using the most current prices available to Citigroup Global Markets Inc. (CGMI). In most cases, these values are as of 12/31/10, but in some cases CGMI's sources are unable to provide timely information. To see the date of the most recent price update, please view your account online at www.smithbarney.com.

Securities purchased or sold are included or excluded in this section as of the trade-date. This section may include securities that have not settled as of this statement closing date. Please see the "Unsettled Purchases/Sales" section for more information. Dividend yield is the estimated annual income, assuming the current dividend, divided by the security's market price at the end of the statement period. We do not guarantee the accuracy of the prices reflected on the statement nor do these prices represent levels at which securities can be bought or sold. Please Note: unrealized gain/(loss) is being shown for informational purposes only and should not be used for tax preparation without the assistance of your tax advisor.

Money fund

An investment in a money market fund is neither insured nor guaranteed by the FDIC or any other government agency. Although money market funds seek to preserve the value of your investment at \$1.00 per share, there can be no assurance that will occur and it is possible to lose money should the fund value per share fall. Moreover, in some circumstances money market funds may be forced to cease operations when the value of a fund drops below \$1.00 per share. In that event, the fund's holdings would be liquidated and distributed to the fund's shareholders. This liquidation process could take up to one month or more. During that time, these funds would not be available to you to support purchases, withdrawals, and if applicable, check writing or ATM debits from your account.

Number of shares	Description	Current value	Accrued dividends	Annualized % dividend yield	Anticipated Income (annualized)
103,599.48	WESTERN ASSET MONEY MARKET FUND CLASS A	\$ 103,599.48 95877	\$ 0.00	06%	\$ 62.15
Total money fund		\$ 103,599.48 95877	\$ 0.00	05%	\$ 62.15



Ref 00008108 00055184

YABLICK INC. CHARITIES

Account number 43J-01146-19 811

59-1411171

Common stocks & options

Citi Investment Research & Analysis (CIRA), Morgan Stanley & Co. Incorporated (Morgan Stanley) and Standard & Poor's research ratings may be shown for certain securities. All research ratings represent the "opinions" of the research provider and are not representations or guarantees of performance. Because the research report contains more complete information regarding the analyst's opinions, analysis, and rating, you should read the entire research report and not infer its contents from the rating. Where a particular company is covered by both CIRA and Morgan Stanley, you can and should view both research reports. CIRA and Morgan Stanley research reports may contain different or conflicting information about the subject companies of such research reports because they are prepared separately from each other. CIRA stock recommendations include an investment rating and a risk rating. The Investment Rating Code (1, 2 or 3) is a function of CIRA's expectation of total return (forecast price appreciation and dividend yield within the next twelve months) and a Risk Rating (L, M, H or S) represents the stock's expected risk, taking into account price volatility and fundamental criteria. In addition, CIRA may place covered stocks "Under Review" in response to exceptional circumstances (e.g. lack of information critical to the analyst's thesis) affecting the company and/or trading in the company's securities (e.g. trading suspension). Stocks placed "Under Review" by CIRA will be monitored daily by CIRA management. As soon as practically possible, CIRA will publish a note re-establishing a rating and investment thesis. Please refer to the end of this statement for a guide describing CIRA ratings. Morgan Stanley and Standard & Poor's research ratings have been normalized by these providers to a 1 (Buy), 2 (Hold), and 3 (Sell). Morgan Stanley Smith Barney is not the author of, does not take responsibility for, and does not guarantee the accuracy, completeness, or timeliness of research prepared by Standard & Poor's

Quantity	Description	Symbol	Date acquired	Cost	Share cost	Current price	Current value	Unrealized gain/(loss)	Average % yield	Anticipated Income (annualized)
870	AT&T INC Rating Citigroup 2M Morgan Stanley 1 S&P 1	T	10/07/10	\$ 25,050.49	\$ 28.327	\$ 29.38	\$ 25,560.60	\$ 510.11	5.854%	\$ 1,495.40
2,000	CONSOLIDATED EDISON INC Rating Citigroup 1L Morgan Stanley 3 S&P 2	ED	05/14/01	75,573.77	37.45	49.57	99,140.00	23,566.23		
100			05/14/01	3,760.28	37.27	49.57	4,957.00	1,196.72		
2,100				78,334.05	37.778		104,097.00	24,762.95	4.801	4,998.00
1,155	DTE ENERGY COMPANY Rating Citigroup 2L Morgan Stanley .2 S&P .2	DTE	04/18/96	25,253.73	21.865	45.32	52,344.60	27,090.87		
670			12/07/09	28,701.10	42.828	45.32	30,364.40	1,663.30		
1,825				53,954.83	29.564		82,709.00	28,754.17	4.842	4,088.00
2,150	NEXTERA ENERGY INC Rating Citigroup . 2M	NEE	02/22/93	42,032.89	19.55	51.99	111,778.50	69,745.61	3.846	4,300.00
304	PROGRESS ENERGY INC CONTINGENT VALUE OBLIG	PREX	11/30/00	165.68	.545	.153	46.51	(119.17)		
5,396			12/06/00	2,940.82	.545	.153	825.59	(2,115.23)		
5,700				3,106.50	.545		872.10	(2,234.40)		
7,270	PROGRESS ENERGY INC Rating Citigroup 2M Morgan Stanley 2 S&P 2	PGN	12/06/00	667,659.43 178,068.00	42.343	43.48	316,099.69 186,328	5,260.17	5.703	18,029.60
653,8652	REYNOLDS AMERICAN INC Rating Citigroup 1M Morgan Stanley 3 S&P 1	RAI	04/18/95	3,965.32	6.064	32.62	21,329.08	17,363.76		
434,1348			02/09/96	4,613.83	10.627	32.62	14,161.48	9,547.65		
1,060*			12/07/09	28,688.81	27.059	32.62	34,577.20	5,888.39		
2,148				37,267.96	17.35		70,067.76	32,799.80	6.008	4,210.08



Ref 00008108 00055185

59-141171

YABLICK INC. CHARITIES

Account number 43J-01146-19 811

Common stocks & options *continued*

Quantity	Description	Symbol	Date acquired	Cost	Share cost	Current price	Current value	Unrealized gain/(loss)	Average % yield	Anticipated Income (annualized)
1,700	SOUTHERN CO	SO	02/05/04	\$ 50,150.87	\$ 29.18	\$ 38.23	\$ 64,981.00	\$ 14,840.13	LT	
1,500	Rating: Citigroup : 2L		02/23/04	44,966.37	29.66	38.23	57,345.00	12,378.63	LT	
860	Morgan Stanley : 2		12/07/09	29,010.97	33.128	38.23	32,877.80	3,866.83	LT	
4,060	S&P : 2		124,128.21	30.573		155,213.80	31,085.59		476	7,989.20
Total common stocks and options				\$ 52,744.36			\$ 866,398.26	\$ 510.11	ST	513
				573,443			736,621	\$ 193,173.89	LT	\$ 44,511.28

Preferred stocks

Citi Investment Research & Analysis (CIRA) ratings may be shown for certain securities. In addition, Standard & Poor's research ratings may be shown for certain securities. CIRA is not the author of, does not take responsibility for, and does not guarantee the accuracy, completeness, or timeliness of research prepared by Standard & Poor's. All research ratings represent the "opinions" of the research provider and are not representations or guarantees of performance. CIRA stock recommendations include an investment rating and risk rating. The Investment Rating Code (1, 2 or 3) is a function of CIRA's expectation of total return (forecast price appreciation and dividend yield within the next 12 months) and a Risk Rating. The Risk Rating (L, M, H or S) represents the stock's expected risk, taking into account price volatility and fundamental criteria. Please refer to the end of this statement for a guide describing CIRA ratings.

Quantity	Description	Symbol	Date acquired	Cost	Share cost	Current price	Current value	Unrealized gain/(loss)	Average % yield	Anticipated Income (annualized)
2,000	BNY CAPITAL IV 6 875 SER E PFD Rated A- Next call on 01/20/11	BKPRE	01/14/99	\$ 50,000.00	\$ 25.00	\$ 25.21	\$ 50,420.00	\$ 420.00	LT	\$ 3,438.00
1,000	ING GROUP NV 7.20% PFD PERPETUAL Rated BB Next call on 03/15/11	INZ	12/06/02	25,000.00	25.00	23.17	23,170.00	(1,830.00)	LT	1,800.00
2,000	MERRILL LYNCH TR V 7.28% CUM Rated BB Next call on 01/20/11	MERPRF	10/29/98	50,000.00	25.00	24.50	49,000.00	(1,000.00)	LT	3,540.00
2,000	ROYAL BK SCOTLAND GROUP PLC 7.25% NON-CUM AMERICAN DEP PREF SHARES SER H Rated B+ Next call on 01/04/11	RBSPRH	02/03/99	50,000.00	25.00	21.12	42,240.00	(7,760.00)	LT	3,625.00
2,000	ROYCE VALUE TRUST INC 5.9%	RVTPRB	10/09/03	49,768.60	25.00	25.40	50,800.00	1,031.40	LT R	2,950.00



Ref 00008108 00055186

59-141171

YABLICK INC. CHARITIES

Account number 43J-01146-19 811

Preferred stocks continued

Quantity	Description	Symbol	Date acquired	Cost	Share cost	Current price	Current value	Unrealized gain/(loss)	Average % yield	Anticipated Income (annualized)
4,000	WELLS FARGO CAP 5.625% CAP TRUST IX Rated A- Next call on 01/20/11	JWF	04/01/04	\$ 100,000.00	\$ 25.00	\$ 24.20	\$ 96,800.00	(\$ 3,200.00) LT	5.81%	\$ 5,625.00
Total preferred stocks				\$ 324,768.60			\$ 312,430.00	\$ 0.00 ST (\$ 2,338.60) LT	6.74	\$ 21,078.00

Mortgage and asset backed securities

Call features shown indicate the next regularly scheduled call date and price. Your holdings may be subject to other redemption features including sinking funds or extraordinary calls. Market Value is calculated as follows: Original Principal Amount x Factor x Price = Market Value.

Original principal amount	Description	Date acquired/ CUSIP #	Share cost	Cost	Current share price/accrued interest	Current value	Unrealized gain/(loss)	Current % yield	Anticipated Income (annualized)	
100,000	FNMA REMIC 2003-43 CL PE INT 05 500% MATY: 05/25/2033 FACTOR: 1.0000000 Curr face \$ 100,000.00 Int paid monthly	12/16/03 31393A5P8	\$ 100.50	\$ 100,500.00	\$ 109.361 \$ 91.67	\$ 109,361.00	\$ 8,861.00 LT	5.929%	\$ 5,500.00	
100,000	CHASE MTG FINANCE CORP SERIES 2003-15 CLASS 2A5 INT 06 000% MATY: 01/25/2034 FACTOR: 1.0000000 Curr face \$ 100,000.00 Int paid monthly Rated AAA/AAA	12/16/03 16162WFK0	102.00	102,000.00	100.54 100.00	100,540.00	(1,460.00) LT	5.967	6,000.00	
Total mortgage and asset backed securities				\$ 202,500.00		\$ 191.67	\$ 209,901.00	\$ 0.00 ST \$ 7,401.00 LT	5.47	\$ 11,500.00
Total portfolio value				\$ 1,203,582.44		\$ 1,402,228.84	\$ 510.11 ST \$ 189,236.29 LT	5.16	\$ 77,161.43	

*Based on information supplied by client or other financial institution, not verified by us.

R The basis for this tax lot has been adjusted due to a reclassification of income.



MIAMI DAILY BUSINESS REVIEW

Published Daily except Saturday, Sunday and
Legal Holidays
Miami, Miami-Dade County Florida

STATE OF FLORIDA
COUNTY OF MIAMI-DADE:

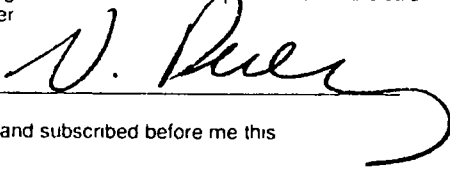
Before the undersigned authority personally appeared
V PEREZ, who on oath says that he or she is the
LEGAL CLERK, Legal Notices of the Miami Daily Business
Review f/k/a Miami Review, a daily (except Saturday, Sunday
and Legal Holidays) newspaper, published at Miami in Miami-Dade
County, Florida, that the attached copy of advertisement,
being a Legal Advertisement of Notice in the matter of

PRIVATE FOUNDATIONS ANNUAL RETURN
YABLICK CHARITIES, INC

in the XXXX Court,
was published in said newspaper in the issues of


05/12/2011

Affiant further says that the said Miami Daily Business
Review is a newspaper published at Miami in said Miami-Dade
County, Florida and that the said newspaper has
heretofore been continuously published in said Miami-Dade County,
Florida, each day (except Saturday, Sunday and Legal Holidays)
and has been entered as second class mail matter at the post
office in Miami in said Miami-Dade County, Florida, for a
period of one year next preceding the first publication of the
attached copy of advertisement, and affiant further says that he or
she has neither paid nor promised any person, firm or corporation
any discount, rebate, commission or refund for the purpose
of securing this advertisement for publication in the said
newspaper




Sworn to and subscribed before me this

12 day of MAY, A D 2011



(SEAL)

V PEREZ personally known to me



PRIVATE FOUNDATIONS ANNUAL RETURN

The annual return of the private
foundation.

YABLICK CHARITIES, INC

Required to be filed under section
6033 Internal Revenue Code, is
available for public inspection at its
principal office of Yablick Charities,
Inc., 5712 North Bay Road, Miami
Beach, Florida, 33140, (305) 865-
1588 for inspection during regular
business hours by any citizen upon
request, within 180 days after the
date of this publication.

JANE GOODMAN
Principal Manager

Publication of the notice May 12,
2011
5/12 11-4-70/1696182M

Yablick Charities, Inc
Custom Transaction Detail Report
January through December 2010

Yablick Charities, Inc
Schedule of Contributions
December 31, 2010
Schedule "D"

Type	Date	Num	Name	Debit	Purpose
Check	01/22/2010	3451	Leukemia and Lymphoma Society	25 00	Research
Check	01/25/2010	3453	Center for Great Apes	500 00	Education
Check	01/25/2010	3454	Humane Society of Greater Miami	100 00	Animal Rescue
Check	01/25/2010	3452	Viscayans	100 00	Education
Check	01/29/2010	3455	Colonial Williamsburg Foundation	100 00	Education
Check	01/30/2010	3459	Mount Sinai Medical Center Foundation	50 00	Research
Check	02/01/2010	3458	Diabetes Research Institute	2,500 00	Research
Check	02/02/2010	3457	WPBT 2	100 00	Education
Check	02/18/2010	3462	Flying for Awareness	100 00	Research
Check	02/18/2010	3460	Mount Sinai Medical Center Foundation	1,400 00	Research
Check	02/27/2010	3463	New World School of the Arts	100 00	Education
Check	03/07/2010	3464	Miami Beach Atheletic League	1,000 00	Local Cause
Check	03/12/2010	3467	Cheeta Conservation Fund	100 00	Animal Rescue
Check	03/12/2010	3468	Friends of the Bass Museum	250 00	Education
Check	03/12/2010	3466	Horse Protection Association of Florida	100 00	Animal Rescue
Check	03/12/2010	3465	Mt Sinai Medical Center	5,000 00	Research
Check	04/02/2010	3472	Adnenne Arsht center for performing art	2,500 00	Education
Check	04/02/2010	3471	Pelican Harbour Seabird Station	500 00	Animal Rescue
Check	04/10/2010	3475	Mt Sinai Medical Center	20 00	Research
Check	04/10/2010	3474	PAWS	100 00	Animal Rescue
Check	04/12/2010	3473	Museum of Contemporary Art	250 00	Education
Check	04/16/2010	3476	Urban Tales	100 00	Animal Rescue
Check	04/22/2010	3478	Art Center of South Florida	200 00	Education
Check	04/26/2010	3482	Diabetes Research Institute	2,500 00	Research
Check	04/26/2010	3483	Friends of the Smithsonian	250 00	Education
Check	04/26/2010	3479	United States Power Squadrons	100 00	Local Cause
Check	04/26/2010	3480	World Wildlife Fund	100 00	Animal Rescue
Check	05/03/2010	3484	United States Holocaust Memorial Museum	100 00	Education
Check	05/06/2010	3485	Jewish Museum Of Florida	100 00	Education
Check	05/14/2010	3488	Art Center of South Florida	100 00	Education
Check	05/15/2010	3491	Lymphaton Research Foundation Inc	1,000 00	Research
Check	06/09/2010	3492	Angels Research Foundation	100 00	Education
Check	06/20/2010	3495	Pelican Harbour Seabird Station	500 00	Animal Rescue
Check	06/23/2010	3496	South Florida SPCA	100 00	Education
Check	07/04/2010	3497	Gilda's Club	100 00	Local Cause
Check	07/05/2010	3500	Ducks Unlimited	50 00	Animal Rescue
Check	07/05/2010	3499	Gables Stage	1,500 00	Education
Check	07/05/2010	3501	Temple Beth Shalom	1,250 00	Local Cause
Check	07/05/2010	3498	University of Miami Citizen Board	750 00	Education
Check	07/07/2010	3502	Diabetes Research Institute	2,500 00	Research
Check	07/07/2010	3503	National Trust for Historic Preservation	100 00	Education
Check	07/10/2010	3504	Wolfsonian	250 00	Education
Check	08/04/2010	3508	American Institute of Philanthropy	100 00	Education
Check	08/04/2010	3507	Temple Beth Shalom	100 00	Local Cause
Check	08/21/2010	3510	Urban Tales	100 00	Animal Rescue
Check	09/10/2010	3512	Horse Protection Association of Florida	100 00	Animal Rescue
Check	09/10/2010	3511	Humane Society of Greater Miami	200 00	Animal Rescue
Check	09/16/2010	3514	Adnenne Arsht center for performing art	2,000 00	Education
Check	09/16/2010	3515	Center for Great Apes	500 00	Education
Check	09/23/2010	3517	Frost Art Museum	250 00	Education
Check	09/23/2010	3518	Miami Art Museum	125 00	Education
Check	10/01/2010	3520	AJC	250 00	Local Cause
Check	10/01/2010	3513	University of Miami	500 00	Education
Check	10/04/2010	3521	Sabrina Cohen Foundation	250 00	Research
Check	10/10/2010	3524	Animal Welfare Society	150 00	Animal Rescue
Check	10/10/2010	3523	Dalmation Rescue	500 00	Animal Rescue
Check	10/20/2010	3525	American University	1,500 00	Education

Yablick Charities, Inc
Custom Transaction Detail Report
January through December 2010

Yablick Charities, Inc

Check	10/26/2010	3526	Alzheimer's Care Committee	150 00	Research
Check	11/01/2010	3529	Diabetes Research Institute	3,000 00	Research
Check	11/01/2010	3530	Miami Council for International Visitors	100 00	Local Cause
Check	11/08/2010	3531	Art Center of South Florida	1,000 00	Education
Check	11/16/2010	3532	Humane Society of Greater Miami	250 00	Animal Rescue
Check	11/17/2010	3533	World Wildlife Fund	100 00	Animal Rescue
Check	11/21/2010	3534	Mount Sinai Medical Center Foundation	10,000 00	Research
Check	11/24/2010	3536	Art Center South Florida	50 00	Education
Check	11/24/2010	3537	Friends o Art-LOWE	350 00	Education
Check	11/24/2010	3535	Heifer International	240 00	Education
Check	11/24/2010	3538	Jewish Museum Of Florida	250 00	Education
Check	11/29/2010	3540	L R F Lymphatic Research	1,000 00	Research
Check	11/29/2010	3539	Simon Weisenthal Center	250 00	Local Cause
Check	11/30/2010	3547	Cumberland College	1,000 00	Education
Check	11/30/2010	3541	Herald Charities, Inc	1,000 00	Local Cause
Check	11/30/2010	3546	Horse Protection Association of Florida	200 00	Animal Rescue
Check	11/30/2010	3542	South Florida SPCA	1,000 00	Education
Check	12/05/2010	3548	Humane Society of Greater Miami	65 00	Animal Rescue
Check	12/13/2010	3550	Miami Beach Art Trust	100 00	Education
Check	12/15/2010	3551	American Cancer Society	100 00	Research
Check	12/15/2010	3552	Jewish Community Services of South Fla	100 00	Education
Check	12/15/2010	3553	Jewish Federation	1,000 00	Local Cause
Check	12/24/2010	3554	New Century Scholars	500 00	Education

Total:

55,075.00