



See a Social Security Number? Say Something!
Report Privacy Problems to <https://public.resource.org/privacy>
Or call the IRS Identity Theft Hotline at 1-800-908-4490



**Return of Private Foundation
or Section 4947(a)(1) Nonexempt Charitable Trust
Treated as a Private Foundation**

2010

Department of the Treasury
Internal Revenue Service

Note. The foundation may be able to use a copy of this return to satisfy state reporting requirements

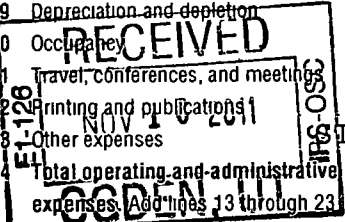
For calendar year **2010**, or tax year beginning _____, and ending _____

G Check all that apply: Initial return Initial return of a former public charity Final return
 Amended return Address change Name change

Name of foundation SARGENT FOUNDATION		A Employer identification number 56-2144280	
Number and street (or P O box number if mail is not delivered to street address) C/O BESSEMER TRUST, 630 FIFTH AVE		Room/suite 34 FL	B Telephone number 212 708-9216
City or town, state, and ZIP code NEW YORK, NY 10111		C If exemption application is pending, check here <input type="checkbox"/>	
H Check type of organization <input checked="" type="checkbox"/> Section 501(c)(3) exempt private foundation <input type="checkbox"/> Section 4947(a)(1) nonexempt charitable trust <input type="checkbox"/> Other taxable private foundation		D 1. Foreign organizations, check here <input type="checkbox"/> 2. Foreign organizations meeting the 85% test, check here and attach computation <input type="checkbox"/>	
I Fair market value of all assets at end of year (from Part II, col. (c), line 16) \$ 9,880,345.	J Accounting method <input checked="" type="checkbox"/> Cash <input type="checkbox"/> Accrual <input type="checkbox"/> Other (specify) _____		E If private foundation status was terminated under section 507(b)(1)(A), check here <input type="checkbox"/>
		F If the foundation is in a 60-month termination under section 507(b)(1)(B), check here <input type="checkbox"/>	

Part I Analysis of Revenue and Expenses <small>(The total of amounts in columns (b), (c), and (d) may not necessarily equal the amounts in column (a).)</small>	(a) Revenue and expenses per books	(b) Net investment income	(c) Adjusted net income	(d) Disbursements for charitable purposes (cash basis only)
1 Contributions, gifts, grants, etc., received			N/A	
2 Check <input checked="" type="checkbox"/> if the foundation is not required to attach Sch B				
3 Interest on savings and temporary cash investments				
4 Dividends and interest from securities	260,572.	260,572.		STATEMENT 1
5a Gross rents				
b Net rental income or (loss)				
6a Net gain or (loss) from sale of assets not on line 10	132,090.			
b Gross sales price for all assets on line 6a	1,620,366.			
7 Capital gain net income (from Part IV, line 2)		132,090.		
8 Net short-term capital gain				
9 Income modifications				
10a Gross sales less returns and allowances				
b Less Cost of goods sold				
c Gross profit or (loss)				
11 Other income				
12 Total. Add lines 1 through 11	392,662.	392,662.		
13 Compensation of officers, directors, trustees, etc	0.	0.		0.
14 Other employee salaries and wages				
15 Pension plans, employee benefits				
16a Legal fees				
b Accounting fees	5,000.	0.		5,000.
c Other professional fees	10,785.	10,785.		0.
17 Interest				
18 Taxes	1,324.	1,699.		0.
19 Depreciation and depletion				
20 Occupancy				
21 Travel, conferences, and meetings				
22 Printing and publications				
23 Other expenses	744.	0.		744.
24 Total operating and administrative expenses. Add lines 13 through 23	17,853.	12,484.		5,744.
25 Contributions, gifts, grants paid	411,000.			411,000.
26 Total expenses and disbursements. Add lines 24 and 25	428,853.	12,484.		416,744.
27 Subtract line 26 from line 12.	<36,191.>			
a Excess of revenue over expenses and disbursements				
b Net investment income (if negative, enter -0-)		380,178.		
c Adjusted net income (if negative, enter -0-)			N/A	

SCANNED NOV 14 2011



G14 6

Part II Balance Sheets		Attached schedules and amounts in the description column should be for end-of-year amounts only		Beginning of year	End of year	
		(a) Book Value	(b) Book Value	(c) Fair Market Value		
Assets	1	Cash - non-interest-bearing				
	2	Savings and temporary cash investments		19,037.	95,057.	95,057.
	3	Accounts receivable ▶				
		Less: allowance for doubtful accounts ▶				
	4	Pledges receivable ▶				
		Less: allowance for doubtful accounts ▶				
	5	Grants receivable				
	6	Receivables due from officers, directors, trustees, and other disqualified persons				
	7	Other notes and loans receivable ▶				
		Less: allowance for doubtful accounts ▶				
	8	Inventories for sale or use				
	9	Prepaid expenses and deferred charges				
	10a	Investments - U S and state government obligations STMT 6		282,930.	282,930.	292,454.
	b	Investments - corporate stock STMT 7		5,703,411.	5,538,931.	6,612,556.
	c	Investments - corporate bonds STMT 8		2,037,938.	2,062,545.	2,234,827.
	11	Investments - land, buildings, and equipment basis ▶				
	Less: accumulated depreciation ▶					
12	Investments - mortgage loans					
13	Investments - other STMT 9		651,933.	679,598.	645,451.	
14	Land, buildings, and equipment basis ▶					
	Less: accumulated depreciation ▶					
15	Other assets (describe ▶)					
16	Total assets (to be completed by all filers)		8,695,249.	8,659,061.	9,880,345.	
Liabilities	17	Accounts payable and accrued expenses				
	18	Grants payable				
	19	Deferred revenue				
	20	Loans from officers, directors, trustees, and other disqualified persons				
	21	Mortgages and other notes payable				
	22	Other liabilities (describe ▶)				
23	Total liabilities (add lines 17 through 22)		0.	0.		
Net Assets or Fund Balances	Foundations that follow SFAS 117, check here <input type="checkbox"/> and complete lines 24 through 26 and lines 30 and 31.					
	24	Unrestricted				
	25	Temporarily restricted				
	26	Permanently restricted				
	Foundations that do not follow SFAS 117, check here <input checked="" type="checkbox"/> and complete lines 27 through 31.					
	27	Capital stock, trust principal, or current funds		0.	0.	
	28	Paid-in or capital surplus, or land, bldg, and equipment fund		0.	0.	
29	Retained earnings, accumulated income, endowment, or other funds		8,695,249.	8,659,061.		
30	Total net assets or fund balances		8,695,249.	8,659,061.		
31	Total liabilities and net assets/fund balances		8,695,249.	8,659,061.		

Part III Analysis of Changes in Net Assets or Fund Balances

1	Total net assets or fund balances at beginning of year - Part II, column (a), line 30 (must agree with end-of-year figure reported on prior year's return)	1	8,695,249.
2	Enter amount from Part I, line 27a	2	<36,191.>
3	Other increases not included in line 2 (itemize) ▶ DUE TO TRUNCATING	3	3.
4	Add lines 1, 2, and 3	4	8,659,061.
5	Decreases not included in line 2 (itemize) ▶	5	0.
6	Total net assets or fund balances at end of year (line 4 minus line 5) - Part II, column (b), line 30	6	8,659,061.

Part IV Capital Gains and Losses for Tax on Investment Income

(a) List and describe the kind(s) of property sold (e.g., real estate, 2-story brick warehouse, or common stock, 200 shs. MLC Co.)	(b) How acquired P - Purchase D - Donation	(c) Date acquired (mo., day, yr.)	(d) Date sold (mo., day, yr.)
1a PUBLICLY TRADED SECURITIES	P	VARIOUS	VARIOUS
b PUBLICLY TRADED SECURITIES	P	VARIOUS	VARIOUS
c LITIGATION DISTRIBUTIONS	P	VARIOUS	VARIOUS
d LONG TERM CAP. GAIN DISTRIB.	P	VARIOUS	VARIOUS
e			

(e) Gross sales price	(f) Depreciation allowed (or allowable)	(g) Cost or other basis plus expense of sale	(h) Gain or (loss) (e) plus (f) minus (g)
a 955,572.		836,087.	119,485.
b 629,435.		652,189.	<22,754.>
c 972.			972.
d 34,387.			34,387.
e			

Complete only for assets showing gain in column (h) and owned by the foundation on 12/31/69			(i) Gains (Col (h) gain minus col (k), but not less than -0-) or Losses (from col (h))
(i) FMV as of 12/31/69	(j) Adjusted basis as of 12/31/69	(k) Excess of col (i) over col (j), if any	
a			119,485.
b			<22,754.>
c			972.
d			34,387.
e			

2 Capital gain net income or (net capital loss)	{ If gain, also enter in Part I, line 7 If (loss), enter -0- in Part I, line 7	2	132,090.
3 Net short-term capital gain or (loss) as defined in sections 1222(5) and (6) If gain, also enter in Part I, line 8, column (c) If (loss), enter -0- in Part I, line 8		3	N/A

Part V Qualification Under Section 4940(e) for Reduced Tax on Net Investment Income

(For optional use by domestic private foundations subject to the section 4940(a) tax on net investment income)

If section 4940(d)(2) applies, leave this part blank

Was the foundation liable for the section 4942 tax on the distributable amount of any year in the base period?

Yes No

If "Yes," the foundation does not qualify under section 4940(e). Do not complete this part.

1 Enter the appropriate amount in each column for each year, see instructions before making any entries

(a) Base period years Calendar year (or tax year beginning in)	(b) Adjusted qualifying distributions	(c) Net value of noncharitable-use assets	(d) Distribution ratio (col (b) divided by col (c))
2009	485,779.	8,523,232.	.056995
2008	221,348.	9,650,325.	.022937
2007	422,928.	10,732,003.	.039408
2006	358,742.	9,867,634.	.036355
2005			

2 Total of line 1, column (d)	2	.155695
3 Average distribution ratio for the 5-year base period - divide the total on line 2 by 5, or by the number of years the foundation has been in existence if less than 5 years	3	.038924
4 Enter the net value of noncharitable-use assets for 2010 from Part X, line 5	4	9,229,461.
5 Multiply line 4 by line 3	5	359,248.
6 Enter 1% of net investment income (1% of Part I, line 27b)	6	3,802.
7 Add lines 5 and 6	7	363,050.
8 Enter qualifying distributions from Part XII, line 4 If line 8 is equal to or greater than line 7, check the box in Part VI, line 1b, and complete that part using a 1% tax rate See the Part VI instructions	8	416,744.

Part VI Excise Tax Based on Investment Income (Section 4940(a), 4940(b), 4940(e), or 4948 - see instructions)

Table with 11 rows for excise tax calculations. Line 1: 3,802. Line 2: 0. Line 3: 3,802. Line 4: 0. Line 5: 3,802. Line 6a: 11,678. Line 7: 11,678. Line 10: 7,876. Line 11: 0.

Part VII-A Statements Regarding Activities

Table with 10 rows for activity statements. Columns: Question, Yes, No. Row 1a: No (X). Row 1b: No (X). Row 1c: No (X). Row 2: No (X). Row 3: No (X). Row 4a: No (X). Row 4b: N/A. Row 5: No (X). Row 6: No (X). Row 7: No (X). Row 8a: SC. Row 8b: No (X). Row 9: No (X). Row 10: No (X).

Part VII-A Statements Regarding Activities (continued)

11 At any time during the year, did the foundation, directly or indirectly, own a controlled entity within the meaning of section 512(b)(13)? If "Yes," attach schedule (see instructions)
12 Did the foundation acquire a direct or indirect interest in any applicable insurance contract before August 17, 2008?
13 Did the foundation comply with the public inspection requirements for its annual returns and exemption application?
Website address N/A
14 The books are in care of BESSEMER TRUST Telephone no 212-708-9216
Located at 630 FIFTH AVENUE [34TH FLOOR], NEW YORK, NY ZIP+4 10111
15 Section 4947(a)(1) nonexempt charitable trusts filing Form 990-PF in lieu of Form 1041 - Check here and enter the amount of tax-exempt interest received or accrued during the year 15 N/A
16 At any time during calendar year 2010, did the foundation have an interest in or a signature or other authority over a bank, securities, or other financial account in a foreign country? Yes No X

Part VII-B Statements Regarding Activities for Which Form 4720 May Be Required

File Form 4720 if any item is checked in the "Yes" column, unless an exception applies.

1a During the year did the foundation (either directly or indirectly)
(1) Engage in the sale or exchange, or leasing of property with a disqualified person? Yes No X
(2) Borrow money from, lend money to, or otherwise extend credit to (or accept it from) a disqualified person? Yes No X
(3) Furnish goods, services, or facilities to (or accept them from) a disqualified person? Yes No X
(4) Pay compensation to, or pay or reimburse the expenses of, a disqualified person? Yes No X
(5) Transfer any income or assets to a disqualified person (or make any of either available for the benefit or use of a disqualified person)? Yes No X
(6) Agree to pay money or property to a government official? (Exception Check "No" if the foundation agreed to make a grant to or to employ the official for a period after termination of government service, if terminating within 90 days) Yes No X
b If any answer is "Yes" to 1a(1)-(6), did any of the acts fail to qualify under the exceptions described in Regulations section 53.4941(d)-3 or in a current notice regarding disaster assistance (see page 22 of the instructions)? Organizations relying on a current notice regarding disaster assistance check here N/A
c Did the foundation engage in a prior year in any of the acts described in 1a, other than excepted acts, that were not corrected before the first day of the tax year beginning in 2010? 1c X
2 Taxes on failure to distribute income (section 4942) (does not apply for years the foundation was a private operating foundation defined in section 4942(j)(3) or 4942(j)(5))
a At the end of tax year 2010, did the foundation have any undistributed income (lines 6d and 6e, Part XIII) for tax year(s) beginning before 2010? Yes No X
If "Yes," list the years
b Are there any years listed in 2a for which the foundation is not applying the provisions of section 4942(a)(2) (relating to incorrect valuation of assets) to the year's undistributed income? (If applying section 4942(a)(2) to all years listed, answer "No" and attach statement - see instructions) N/A
c If the provisions of section 4942(a)(2) are being applied to any of the years listed in 2a, list the years here
3a Did the foundation hold more than a 2% direct or indirect interest in any business enterprise at any time during the year? Yes No X
b If "Yes," did it have excess business holdings in 2010 as a result of (1) any purchase by the foundation or disqualified persons after May 26, 1969, (2) the lapse of the 5-year period (or longer period approved by the Commissioner under section 4943(c)(7)) to dispose of holdings acquired by gift or bequest, or (3) the lapse of the 10-, 15-, or 20-year first phase holding period? (Use Schedule C, Form 4720, to determine if the foundation had excess business holdings in 2010) N/A
4a Did the foundation invest during the year any amount in a manner that would jeopardize its charitable purposes? 4a X
b Did the foundation make any investment in a prior year (but after December 31, 1969) that could jeopardize its charitable purpose that had not been removed from jeopardy before the first day of the tax year beginning in 2010? 4b X

Part VII-B Statements Regarding Activities for Which Form 4720 May Be Required (continued)

5a During the year did the foundation pay or incur any amount to

(1) Carry on propaganda, or otherwise attempt to influence legislation (section 4945(e))? Yes No

(2) Influence the outcome of any specific public election (see section 4955), or to carry on, directly or indirectly, any voter registration drive? Yes No

(3) Provide a grant to an individual for travel, study, or other similar purposes? Yes No

(4) Provide a grant to an organization other than a charitable, etc., organization described in section 509(a)(1), (2), or (3), or section 4940(d)(2)? Yes No

(5) Provide for any purpose other than religious, charitable, scientific, literary, or educational purposes, or for the prevention of cruelty to children or animals? Yes No

b If any answer is "Yes" to 5a(1)-(5), did any of the transactions fail to qualify under the exceptions described in Regulations section 53.4945 or in a current notice regarding disaster assistance (see instructions)? Yes No
 Organizations relying on a current notice regarding disaster assistance check here N/A

c If the answer is "Yes" to question 5a(4), does the foundation claim exemption from the tax because it maintained expenditure responsibility for the grant? Yes No
 If "Yes," attach the statement required by Regulations section 53.4945-5(d). N/A

6a Did the foundation, during the year, receive any funds, directly or indirectly, to pay premiums on a personal benefit contract? Yes No

b Did the foundation, during the year, pay premiums, directly or indirectly, on a personal benefit contract? Yes No
 If "Yes" to 6b, file Form 8870

7a At any time during the tax year, was the foundation a party to a prohibited tax shelter transaction? Yes No

b If "Yes," did the foundation receive any proceeds or have any net income attributable to the transaction? Yes No

Part VIII Information About Officers, Directors, Trustees, Foundation Managers, Highly Paid Employees, and Contractors

1 List all officers, directors, trustees, foundation managers and their compensation.

(a) Name and address	(b) Title, and average hours per week devoted to position	(c) Compensation (If not paid, enter -0-)	(d) Contributions to employee benefit plans and deferred compensation	(e) Expense account, other allowances
DR THOMAS BARTON GREENVILLE TECH GREENVILLE, SC 29602	TRUSTEE 4.00	0.	0.	0.
DR BOB JONES BOB JONES UNIVERSITY GREENVILLE, SC 29614	TRUSTEE 4.00	0.	0.	0.
DR ROBERT WILSON PO BOX 3714 GREENVILLE, SC 29608	TRUSTEE 4.00	0.	0.	0.

2 Compensation of five highest-paid employees (other than those included on line 1). If none, enter "NONE."

(a) Name and address of each employee paid more than \$50,000	(b) Title, and average hours per week devoted to position	(c) Compensation	(d) Contributions to employee benefit plans and deferred compensation	(e) Expense account, other allowances
NONE				

Total number of other employees paid over \$50,000 0

Part VIII Information About Officers, Directors, Trustees, Foundation Managers, Highly Paid Employees, and Contractors (continued)

3 Five highest-paid independent contractors for professional services. If none, enter "NONE."

(a) Name and address of each person paid more than \$50,000	(b) Type of service	(c) Compensation
NONE		

Total number of others receiving over \$50,000 for professional services ▶ 0

Part IX-A Summary of Direct Charitable Activities

List the foundation's four largest direct charitable activities during the tax year. Include relevant statistical information such as the number of organizations and other beneficiaries served, conferences convened, research papers produced, etc.	Expenses
1 N/A	
2	
3	
4	

Part IX-B Summary of Program-Related Investments

Describe the two largest program-related investments made by the foundation during the tax year on lines 1 and 2	Amount
1 N/A	
2	
All other program-related investments See instructions	
3	
Total. Add lines 1 through 3 ▶	0.

Part X Minimum Investment Return (All domestic foundations must complete this part. Foreign foundations, see instructions.)

1	Fair market value of assets not used (or held for use) directly in carrying out charitable, etc., purposes		
a	Average monthly fair market value of securities	1a	9,277,619.
b	Average of monthly cash balances	1b	92,392.
c	Fair market value of all other assets	1c	
d	Total (add lines 1a, b, and c)	1d	9,370,011.
e	Reduction claimed for blockage or other factors reported on lines 1a and 1c (attach detailed explanation)	1e	0.
2	Acquisition indebtedness applicable to line 1 assets	2	0.
3	Subtract line 2 from line 1d	3	9,370,011.
4	Cash deemed held for charitable activities Enter 1 1/2% of line 3 (for greater amount, see instructions)	4	140,550.
5	Net value of noncharitable-use assets Subtract line 4 from line 3 Enter here and on Part V, line 4	5	9,229,461.
6	Minimum investment return. Enter 5% of line 5	6	461,473.

Part XI Distributable Amount (see instructions) (Section 4942(j)(3) and (j)(5) private operating foundations and certain foreign organizations check here and do not complete this part)

1	Minimum investment return from Part X, line 6	1	461,473.
2a	Tax on investment income for 2010 from Part VI, line 5	2a	3,802.
b	Income tax for 2010 (This does not include the tax from Part VI)	2b	
c	Add lines 2a and 2b	2c	3,802.
3	Distributable amount before adjustments Subtract line 2c from line 1	3	457,671.
4	Recoveries of amounts treated as qualifying distributions	4	0.
5	Add lines 3 and 4	5	457,671.
6	Deduction from distributable amount (see instructions)	6	0.
7	Distributable amount as adjusted Subtract line 6 from line 5 Enter here and on Part XIII, line 1	7	457,671.

Part XII Qualifying Distributions (see instructions)

1	Amounts paid (including administrative expenses) to accomplish charitable, etc., purposes		
a	Expenses, contributions, gifts, etc. - total from Part I, column (d), line 26	1a	416,744.
b	Program-related investments - total from Part IX-B	1b	0.
2	Amounts paid to acquire assets used (or held for use) directly in carrying out charitable, etc., purposes	2	
3	Amounts set aside for specific charitable projects that satisfy the		
a	Suitability test (prior IRS approval required)	3a	
b	Cash distribution test (attach the required schedule)	3b	
4	Qualifying distributions. Add lines 1a through 3b Enter here and on Part V, line 8, and Part XIII, line 4	4	416,744.
5	Foundations that qualify under section 4940(e) for the reduced rate of tax on net investment income Enter 1% of Part I, line 27b	5	3,802.
6	Adjusted qualifying distributions. Subtract line 5 from line 4	6	412,942.

Note. The amount on line 6 will be used in Part V, column (b), in subsequent years when calculating whether the foundation qualifies for the section 4940(e) reduction of tax in those years

Part XIII Undistributed Income (see instructions)

	(a) Corpus	(b) Years prior to 2009	(c) 2009	(d) 2010
1 Distributable amount for 2010 from Part XI, line 7				457,671.
2 Undistributed income, if any, as of the end of 2010				
a Enter amount for 2009 only			402,435.	
b Total for prior years		0.		
3 Excess distributions carryover, if any, to 2010				
a From 2005				
b From 2006				
c From 2007				
d From 2008				
e From 2009				
f Total of lines 3a through e	0.			
4 Qualifying distributions for 2010 from Part XII, line 4 ▶ \$ 416,744.				
a Applied to 2009, but not more than line 2a			402,435.	
b Applied to undistributed income of prior years (Election required - see instructions)		0.		
c Treated as distributions out of corpus (Election required - see instructions)	0.			
d Applied to 2010 distributable amount				14,309.
e Remaining amount distributed out of corpus	0.			
5 Excess distributions carryover applied to 2010 (If an amount appears in column (d), the same amount must be shown in column (a))	0.			0.
6 Enter the net total of each column as indicated below:				
a Corpus Add lines 3f, 4c, and 4e Subtract line 5	0.			
b Prior years' undistributed income Subtract line 4b from line 2b		0.		
c Enter the amount of prior years' undistributed income for which a notice of deficiency has been issued, or on which the section 4942(a) tax has been previously assessed		0.		
d Subtract line 6c from line 6b Taxable amount - see instructions		0.		
e Undistributed income for 2009 Subtract line 4a from line 2a Taxable amount - see instr			0.	
f Undistributed income for 2010 Subtract lines 4d and 5 from line 1 This amount must be distributed in 2011				443,362.
7 Amounts treated as distributions out of corpus to satisfy requirements imposed by section 170(b)(1)(F) or 4942(g)(3)	0.			
8 Excess distributions carryover from 2005 not applied on line 5 or line 7	0.			
9 Excess distributions carryover to 2011. Subtract lines 7 and 8 from line 6a	0.			
10 Analysis of line 9				
a Excess from 2006				
b Excess from 2007				
c Excess from 2008				
d Excess from 2009				
e Excess from 2010				

Part XIV Private Operating Foundations (see instructions and Part VII-A, question 9) N/A

1 a If the foundation has received a ruling or determination letter that it is a private operating foundation, and the ruling is effective for 2010, enter the date of the ruling ▶

b Check box to indicate whether the foundation is a private operating foundation described in section 4942(j)(3) or 4942(j)(5)

	Tax year				(e) Total
	(a) 2010	(b) 2009	(c) 2008	(d) 2007	
2 a Enter the lesser of the adjusted net income from Part I or the minimum investment return from Part X for each year listed					
b 85% of line 2a					
c Qualifying distributions from Part XII, line 4 for each year listed					
d Amounts included in line 2c not used directly for active conduct of exempt activities					
e Qualifying distributions made directly for active conduct of exempt activities					
Subtract line 2d from line 2c					
3 Complete 3a, b, or c for the alternative test relied upon					
a "Assets" alternative test - enter					
(1) Value of all assets					
(2) Value of assets qualifying under section 4942(j)(3)(B)(i)					
b "Endowment" alternative test - enter 2/3 of minimum investment return shown in Part X, line 6 for each year listed					
c "Support" alternative test - enter					
(1) Total support other than gross investment income (interest, dividends, rents, payments on securities loans (section 512(a)(5)), or royalties)					
(2) Support from general public and 5 or more exempt organizations as provided in section 4942(j)(3)(B)(iii)					
(3) Largest amount of support from an exempt organization					
(4) Gross investment income					

Part XV Supplementary Information (Complete this part only if the foundation had \$5,000 or more in assets at any time during the year-see the instructions.)

1 Information Regarding Foundation Managers:

a List any managers of the foundation who have contributed more than 2% of the total contributions received by the foundation before the close of any tax year (but only if they have contributed more than \$5,000) (See section 507(d)(2))

NONE

b List any managers of the foundation who own 10% or more of the stock of a corporation (or an equally large portion of the ownership of a partnership or other entity) of which the foundation has a 10% or greater interest

NONE

2 Information Regarding Contribution, Grant, Gift, Loan, Scholarship, etc., Programs:

Check here if the foundation only makes contributions to preselected charitable organizations and does not accept unsolicited requests for funds. If the foundation makes gifts, grants, etc (see instructions) to individuals or organizations under other conditions, complete items 2a, b, c, and d

a The name, address, and telephone number of the person to whom applications should be addressed
 DR ROBERT WILSON
 PO BOX 3714, GREENVILLE, SC 29608

b The form in which applications should be submitted and information and materials they should include
 REQUESTS MUST BE SUBMITTED IN WRITTEN FORM.

c Any submission deadlines

d Any restrictions or limitations on awards, such as by geographical areas, charitable fields, kinds of institutions, or other factors
 FOUNDATION CONTRIBUTIONS ARE RESTRICTED TO CHARITABLE AND EDUCATIONAL ORGANIZATIONS LOCATED IN GREENVILLE, SC

Part XV Supplementary Information (continued)

3 Grants and Contributions Paid During the Year or Approved for Future Payment				
Recipient	If recipient is an individual, show any relationship to any foundation manager or substantial contributor	Foundation status of recipient	Purpose of grant or contribution	Amount
Name and address (home or business)				
<i>a Paid during the year</i>				
SEE STATEMENT 10				
Total ..			▶ 3a	411,000.
<i>b Approved for future payment</i>				
NONE				
Total			▶ 3b	0.

Part XVII Information Regarding Transfers To and Transactions and Relationships With Noncharitable Exempt Organizations

Table with 2 main columns: Question (1) and Yes/No. Sub-questions include: Did the organization directly or indirectly engage in any of the following... a Transfers from the reporting foundation... b Other transactions... c Sharing of facilities... d If the answer to any of the above is "Yes," complete the following schedule.

Table with 4 columns: (a) Line no, (b) Amount involved, (c) Name of noncharitable exempt organization, (d) Description of transfers, transactions, and sharing arrangements. Row 1 contains 'N/A'.

2a Is the foundation directly or indirectly affiliated with, or related to, one or more tax-exempt organizations described in section 501(c) of the Code (other than section 501(c)(3)) or in section 527? [] Yes [X] No

Table with 3 columns: (a) Name of organization, (b) Type of organization, (c) Description of relationship. Row 1 contains 'N/A'.

Sign Here Under penalties of perjury, I declare that I have examined this return, including accompanying schedules and statements, and to the best of my knowledge and belief, it is true, correct, and complete. Declaration of preparer (other than taxpayer or fiduciary) is based on all information of which preparer has any knowledge. Signature of officer or trustee, Date 10/30/2011, Title President.

Paid Preparer Use Only Print/Type preparer's name: Lai Ngor Yee, Preparer's signature: Lai Ngor Yee, Date: 10/30/11, Check self-employed: [], PTIN: [], Firm's name: BESSEMER TRUST COMPANY, N.A., Firm's EIN: [], Firm's address: 630 FIFTH AVENUE, NEW YORK, NY 10111, Phone no: 212-708-9100

FORM 990-PF DIVIDENDS AND INTEREST FROM SECURITIES STATEMENT 1

SOURCE	GROSS AMOUNT	CAPITAL GAINS DIVIDENDS	COLUMN (A) AMOUNT
BESSEMER TRUST	260,572.	0.	260,572.
TOTAL TO FM 990-PF, PART I, LN 4	260,572.	0.	260,572.

FORM 990-PF ACCOUNTING FEES STATEMENT 2

DESCRIPTION	(A) EXPENSES PER BOOKS	(B) NET INVESTMENT INCOME	(C) ADJUSTED NET INCOME	(D) CHARITABLE PURPOSES
FINANCIAL SERVICES FEE	5,000.	0.		5,000.
TO FORM 990-PF, PG 1, LN 16B	5,000.	0.		5,000.

FORM 990-PF OTHER PROFESSIONAL FEES STATEMENT 3

DESCRIPTION	(A) EXPENSES PER BOOKS	(B) NET INVESTMENT INCOME	(C) ADJUSTED NET INCOME	(D) CHARITABLE PURPOSES
BESSEMER TRUST - INVESTMENT SERVICES FEE	10,785.	10,785.		0.
TO FORM 990-PF, PG 1, LN 16C	10,785.	10,785.		0.

FORM 990-PF TAXES STATEMENT 4

DESCRIPTION	(A) EXPENSES PER BOOKS	(B) NET INVESTMENT INCOME	(C) ADJUSTED NET INCOME	(D) CHARITABLE PURPOSES
FOREIGN TAXES WITHHELD	1,699.	1,699.		0.
2008 REFUND OF EXCISE TAX	<375.>	0.		0.
TO FORM 990-PF, PG 1, LN 18	1,324.	1,699.		0.

FORM 990-PF	OTHER EXPENSES			STATEMENT	5
DESCRIPTION	(A) EXPENSES PER BOOKS	(B) NET INVEST- MENT INCOME	(C) ADJUSTED NET INCOME	(D) CHARITABLE PURPOSES	
DIRECTORS & OFFICERS INSURANCE	744.	0.		744.	
TO FORM 990-PF, PG 1, LN 23	744.	0.		744.	

FORM 990-PF	U.S. AND STATE/CITY GOVERNMENT OBLIGATIONS			STATEMENT	6
DESCRIPTION	U.S. GOV'T	OTHER GOV'T	BOOK VALUE	FAIR MARKET VALUE	
SCHEDULE ATTACHED	X		282,930.	292,454.	
TOTAL U.S. GOVERNMENT OBLIGATIONS			282,930.	292,454.	
TOTAL STATE AND MUNICIPAL GOVERNMENT OBLIGATIONS					
TOTAL TO FORM 990-PF, PART II, LINE 10A			282,930.	292,454.	

FORM 990-PF	CORPORATE STOCK		STATEMENT	7
DESCRIPTION			BOOK VALUE	FAIR MARKET VALUE
SCHEDULE ATTACHED			5,538,931.	6,612,556.
TOTAL TO FORM 990-PF, PART II, LINE 10B			5,538,931.	6,612,556.

FORM 990-PF	CORPORATE BONDS		STATEMENT	8
DESCRIPTION			BOOK VALUE	FAIR MARKET VALUE
SCHEDULE ATTACHED			2,062,545.	2,234,827.
TOTAL TO FORM 990-PF, PART II, LINE 10C			2,062,545.	2,234,827.

FORM 990-PF	OTHER INVESTMENTS	STATEMENT	9
DESCRIPTION	VALUATION METHOD	BOOK VALUE	FAIR MARKET VALUE
SCHEDULE ATTACHED	COST	679,598.	645,451.
TOTAL TO FORM 990-PF, PART II, LINE 13		679,598.	645,451.

FORM 990-PF	GRANTS AND CONTRIBUTIONS PAID DURING THE YEAR	STATEMENT	10
-------------	---	-----------	----

RECIPIENT NAME AND ADDRESS	RECIPIENT RELATIONSHIP AND PURPOSE OF GRANT	RECIPIENT STATUS	AMOUNT
AMERICAN RED CROSS GREENVILLE, SC	N/A GENERAL	PUBLIC	5,000.
BOB JONES UNIVERSITY MUSEUM AND GALLERY GREENVILLE, SC	N/A GENERAL	PUBLIC	158,000.
CHILDHOOD EVANGELISM FELLOWSHIP GREENVILLE, SC	N/A GENERAL	PUBLIC	5,000.
DOCUMENTATION NATL SCHOLARSHIP FUND GREENVILLE, SC	N/A GENERAL	PUBLIC	25,000.
GOODWILL GREENVILLE, SC	N/A GENERAL	PUBLIC	5,000.
GREEN MIDDLE COLLY GREENVILLE, SC	N/A GENERAL	PUBLIC	25,000.

SARGENT FOUNDATION

56-2144280

GREENVILLE LITERACY ASSOCIATION GREENVILLE, SC	N/A GENERAL	PUBLIC	5,000.
GREENVILLE TECHNICAL COLLEGE GREENVILLE, SC	N/A GENERAL	PUBLIC	15,000.
GREENVILLE TECHNICAL COLLEGE FOUNDATION GREENVILLE, SC	N/A GENERAL	PUBLIC	85,000.
MEALS ON WHEELS GREENVILLE, SC	N/A GENERAL	PUBLIC	5,000.
MIRACLE HILL GREENVILLE, SC	N/A GENERAL	PUBLIC	25,000.
N. GREENVILLE TECHNICAL COLLEGE GREENVILLE, SC	N/A GENERAL	PUBLIC	15,000.
SALVATION ARMY BOYS AND GIRLS CLUB GREENVILLE, SC	N/A GENERAL	PUBLIC	38,000.
TOTAL TO FORM 990-PF, PART XV, LINE 3A			<u>411,000.</u>

Report dated December 31, 2010

Account Details

Amortized tax cost
Trade date basis

Security no	Security name	CUSIP/ ISIN/ SEDOL	Shares/ units	Average cost per share/unit	Cost	Market value per share/unit	Market value	Percent of asset class	Unrealized gain/(loss)	Estimated annual income	Current yield
SARGENT FOUNDATION IM											
CASH AND SHORT TERM											
CASH AVAILABLE											
999994	PRINCIPAL CASH		0.000	\$0.00	\$0	\$0.000	\$0	0.0%	\$0	\$0	0.0%
999995	INCOME CASH		0.000	\$0.00	\$0	\$0.000	\$0	0.0%	\$0	\$0	0.0%
999996	NET CASH		0.000	\$0.00	\$0	\$0.000	\$0	0.0%	\$0	\$0	0.0%
Total CASH AVAILABLE					\$0		\$0	0.0%	\$0	\$0	0.0%
CASH EQUIVALENTS											
999990	BESSEMER SWEEP PROGRAM		95,057.480	\$1.00	\$ 95,057	\$1.000	\$ 95,057	100.0%	\$0	\$195	0.10%
Total CASH EQUIVALENTS					\$ 95,057		\$ 95,057	100.0%	\$0	\$195	0.10%
Total CASH AND SHORT TERM					\$ 95,057		\$195,057	100.0%	\$0	\$195	0.10%
FIXED INCOME											
US GOVT AND AGENCY BONDS											
108028	US TREASURY BOND	5 250% 02/15/2029	255,000,000	\$110.95	\$282,930	\$114.688	\$292,454	11.6%	\$9,523	\$13,387	4.58%
Total US GOVT AND AGENCY BONDS					\$282,930		\$292,454	11.6%	\$9,523	\$13,387	4.58%
BOND FUNDS											
861017	OLD WESTBURY FIXED INC FD	680414406	193,157,068	\$10.68	\$2,062,545	\$11.570	\$2,234,827	88.4%	\$172,282	\$69,536	3.11%
Total BOND FUNDS					\$2,062,545		\$2,234,827	88.4%	\$172,282	\$69,536	3.11%
Total FIXED INCOME					\$2,345,475		\$2,527,281	100.0%	\$181,805	\$82,923	3.28%
U.S. LARGE CAP											
INFORMATION TECHNOLOGY											
817150	CISCO SYSTEMS INC	17275R102	2,470,000	\$17.54	\$43,325	\$20.230	\$49,968	2.4%	\$6,642	\$0	0.00%
825987	EMC CORP	268648102	2,570,000	\$10.64	\$27,342	\$22.900	\$58,853	2.8%	\$31,510	\$0	0.00%
836142	GOOGLE INC	38259P508	105,000	\$412.17	\$43,278	\$593.962	\$62,366	3.0%	\$19,088	\$0	0.00%
848463	MASTERCARD CL A	57636Q104	265,000	\$220.17	\$58,346	\$224.109	\$59,389	2.8%	\$1,042	\$159	0.27%
851360	MICROSOFT CORP	594918104	3,180,000	\$26.68	\$84,851	\$27.910	\$88,753	4.2%	\$3,902	\$2,035	2.29%
854350	MOTOROLA INC	620076109	4,625,000	\$8.56	\$39,613	\$9.070	\$41,948	2.0%	\$2,335	\$0	0.00%

Market prices are updated nightly and therefore will not reflect pricing changes made intraday. As a result there may be instances where market price information may differ from other Bessemer reporting systems that utilize finalized market prices.

Report dated December 31, 2010

Account Details

Amortized tax cost
Trade date basis

Security no	Security name	CUSIP/ ISIN/ SEDOL	Shares/ units	Average cost per share/unit	Cost	Market value per share/unit	Market value	Percent of asset class	Unrealized gain/(loss)	Estimated annual income	Current yield
SARGENT FOUNDATION IM											
U.S. LARGE CAP											
INFORMATION TECHNOLOGY											
867793	QUALCOMM INC	747525103	1,100,000	\$41.61	\$45,772	\$49,490	\$54,439	2.6%	\$8,666	\$836	1.54%
Total INFORMATION TECHNOLOGY					\$342,527		\$415,716	19.8%	\$73,185	\$3,030	0.73%
INDUSTRIALS											
801237	HONEYWELL INTL INC	438516106	1,330,000	\$43.57	\$57,948	\$53,159	\$70,702	3.4%	\$12,754	\$1,609	2.28%
810900	BOEING COMPANY	097023105	630,000	\$65.35	\$41,169	\$65,259	\$41,113	2.0%	(\$55)	\$1,058	2.57%
833900	GENERAL ELECTRIC CO	369604103	5,000,000	\$16.53	\$82,652	\$18,290	\$91,450	4.4%	\$8,797	\$2,800	3.06%
902026	INGERSOLL-RAND PUBLIC LTD	G47791101	1,900,000	\$35.57	\$67,667	\$47,090	\$89,471	4.3%	\$21,889	\$532	0.59%
Total INDUSTRIALS					\$248,336		\$292,736	13.9%	\$43,385	\$5,999	2.05%
HEALTH CARE											
864075	PFIZER INC	717081103	3,760,000	\$16.84	\$63,326	\$17,510	\$65,837	3.1%	\$2,510	\$3,008	4.57%
870418	ST JUDE MEDICAL INC	790849103	1,910,000	\$38.62	\$73,773	\$42,750	\$81,652	3.9%	\$7,878	\$0	0.00%
958901	TEVA PHARM INDS LTD ADR	881624209	1,160,000	\$46.84	\$54,334	\$52,129	\$60,470	2.9%	\$6,136	\$773	1.28%
Total HEALTH CARE					\$191,433		\$207,959	9.9%	\$16,524	\$3,781	1.82%
FINANCIALS											
803330	AMERICAN EXPRESS	025816109	1,790,000	\$33.73	\$60,384	\$42,920	\$76,826	3.7%	\$16,442	\$1,288	1.68%
843894	JPMORGAN CHASE & CO	46625H100	1,650,000	\$42.99	\$70,934	\$42,420	\$69,993	3.3%	(\$941)	\$330	0.47%
854169	MORGAN STANLEY GRP INC	617446448	2,350,000	\$29.94	\$70,360	\$27,210	\$63,943	3.0%	(\$6,417)	\$470	0.74%
878279	T ROWE PRICE GROUP INC	74144T108	950,000	\$45.76	\$43,473	\$64,540	\$61,313	2.9%	\$17,839	\$1,026	1.67%
986524	ACE LIMITED	H0023R105	1,115,000	\$51.82	\$57,778	\$62,249	\$69,408	3.3%	\$11,630	\$1,471	2.12%
Total FINANCIALS					\$302,929		\$341,483	16.3%	\$38,553	\$4,585	1.34%
CONSUMER STAPLES											
806061	ARCHER-DANIELS-MIDLAND CO	039483102	2,050,000	\$28.55	\$58,532	\$30,080	\$61,664	2.9%	\$3,131	\$1,230	1.99%
845261	KRAFT FOODS INC	50075N104	2,160,000	\$30.82	\$66,575	\$31,510	\$68,061	3.2%	\$1,486	\$2,505	3.68%
866630	PROCTER & GAMBLE CO	742718109	820,000	\$67.13	\$55,049	\$64,329	\$52,750	2.5%	(\$2,298)	\$1,580	3.00%

Market prices are updated nightly and therefore will not reflect pricing changes made intraday. As a result there may be instances where market price information may differ from other Bessemer reporting systems that utilize finalized market prices.

Report dated December 31, 2010

Account Details

Amortized tax cost
Trade date basis

Security no	Security name	CUSIP/ ISIN/ SEDOL	Shares/ units	Average cost per share/unit	Cost	Market value per share/unit	Market value	Percent of asset class	Unrealized gain/(loss)	Estimated annual income	Current yield
SARGENT FOUNDATION IM											
U.S. LARGE CAP											
CONSUMER STAPLES											
886463	WAL-MART STORES INC	931142103	1,180,000	\$47.99	\$56,628	\$53,930	\$63,637	3.0%	\$7,009	\$1,427	2.24%
Total CONSUMER STAPLES					\$236,784		\$246,112	11.7%	\$9,328	\$6,742	2.74%
MATERIALS											
842900	INTERNATIONAL PAPER	460146103	2,540,000	\$20.89	\$53,050	\$27,240	\$69,189	3.3%	\$16,139	\$1,270	1.84%
Total MATERIALS					\$53,050		\$69,189	3.3%	\$16,139	\$1,270	1.84%
CONSUMER DISCRETIONARY											
705207	GENERAL MOTORS CO	37045V100	1,110,000	\$35.07	\$38,932	\$36,859	\$40,914	1.9%	\$1,982	\$0	0.00%
823615	DISNEY (WALT) HOLDING CO	254687106	1,580,000	\$20.65	\$32,628	\$37,509	\$59,265	2.8%	\$26,636	\$632	1.07%
845207	KOHL'S CORP	500255104	1,010,000	\$35.04	\$35,386	\$54,340	\$54,883	2.6%	\$19,497	\$0	0.00%
847586	LOWES COS INC	548661107	1,840,000	\$20.37	\$37,474	\$25,080	\$46,147	2.2%	\$8,672	\$809	1.75%
Total CONSUMER DISCRETIONARY					\$144,420		\$201,209	9.6%	\$56,787	\$1,441	0.72%
ENERGY											
806043	APACHE CORP	037411105	605,000	\$80.41	\$48,649	\$119,230	\$72,134	3.4%	\$23,484	\$363	0.50%
839788	HESS CORP	42809H107	1,080,000	\$54.67	\$59,047	\$76,540	\$82,663	3.9%	\$23,615	\$432	0.52%
854973	NATIONAL OILWELL VARCO INC	637071101	1,650,000	\$43.29	\$71,434	\$67,250	\$110,962	5.3%	\$39,528	\$726	0.65%
Total ENERGY					\$179,130		\$265,759	12.7%	\$86,627	\$1,521	0.57%
UTILITIES											
861730	PG & E CORP	69331C108	1,230,000	\$46.41	\$57,085	\$47,840	\$58,843	2.8%	\$1,757	\$2,238	3.80%
Total UTILITIES					\$57,085		\$58,843	2.8%	\$1,757	\$2,238	3.80%
Total U.S. LARGE CAP					\$1,756,194		\$2,099,006	100.0%	\$342,285	\$30,607	1.46%
NON-U.S. LARGE CAP											
NON-U.S. LARGE CAP FUNDS											
943344	OLD WESTBURY NON-US LC FD	680414109	121,726,033	\$9.27	\$1,128,279	\$10,620	\$1,292,730	100.0%	\$164,450	\$10,346	0.80%
Total NON-U.S. LARGE CAP FUNDS					\$1,128,279		\$1,292,730	100.0%	\$164,450	\$10,346	0.80%

Market prices are updated nightly and therefore will not reflect pricing changes made intraday. As a result there may be instances where market price information may differ from other Bessemer reporting systems that utilize finalized market prices.

Account Details

Report dated December 31, 2010

Page 7 of 7

Amortized tax cost
Trade date basis

Security no	Security name	CUSIP/ ISIN/ SEDOL	Shares/ units	Average cost per share/unit	Cost	Market value per share/unit	Market value	Percent of asset class	Unrealized gain/(loss)	Estimated annual income	Current yield
SARGENT FOUNDATION IM											
NON-U.S. LARGE CAP											
Total NON-U.S. LARGE CAP					\$1,128,279		\$1,292,730	100.0%	\$164,450	\$10,346	0.80%
GLOBAL SMALL & MID CAP											
GLOBAL SMALL & MID CAP FUNDS											
905637	OLD WEST GL SM & MID CAP FD	680414604	108,906,747	\$10.39	\$1,131,097	\$15,470	\$1,684,787	100.0%	\$553,689	\$8,385	0.50%
Total GLOBAL SMALL & MID CAP FUNDS					\$1,131,097		\$1,684,787	100.0%	\$553,689	\$8,385	0.50%
Total GLOBAL SMALL & MID CAP					\$1,131,097		\$1,684,787	100.0%	\$553,689	\$8,385	0.50%
GLOBAL OPPORTUNITIES											
GLOBAL OPPORTUNITIES FUNDS											
943328	OLD WESTBURY GL OPPTIES FD	680414802	199,226,164	\$7.65	\$1,523,361	\$7,710	\$1,536,033	100.0%	\$12,671	\$69,729	4.54%
Total GLOBAL OPPORTUNITIES FUNDS					\$1,523,361		\$1,536,033	100.0%	\$12,671	\$69,729	4.54%
Total GLOBAL OPPORTUNITIES					\$1,523,361		\$1,536,033	100.0%	\$12,671	\$69,729	4.54%
REAL RETURN/COMMODITIES											
REAL RETURN FUNDS											
860093	OLD WESTBURY REAL RETRN FD	680414703	59,215,739	\$11.48	\$679,598	\$10,900	\$645,451	100.0%	(\$34,146)	\$1,776	0.28%
Total REAL RETURN FUNDS					\$679,598		\$645,451	100.0%	(\$34,146)	\$1,776	0.28%
Total REAL RETURN/COMMODITIES					\$679,598		\$645,451	100.0%	(\$34,146)	\$1,776	0.28%
Total					\$8,439,061		\$9,980,345		\$1,220,754	\$203,961	2.04%

Market prices are updated nightly and therefore will not reflect pricing changes made intraday. As a result there may be instances where market price information may differ from other Bessemer reporting systems that utilize finalized market prices.

• If you are filing for an **Additional (Not Automatic) 3-Month Extension**, complete only Part II and check this box

Note. Only complete Part II if you have already been granted an automatic 3-month extension on a previously filed Form 8868.

• If you are filing for an **Automatic 3-Month Extension**, complete only Part I (on page 1).

Part II Additional (Not Automatic) 3-Month Extension of Time. Only file the original (no copies needed).

Type or print File by the extended due date for filing your return See instructions	Name of exempt organization SARGENT FOUNDATION	Employer identification number 56-2144280
	Number, street, and room or suite no. If a P.O. box, see instructions. C/O BESSEMER TRUST, 630 FIFTH AVE, NO. 34 FL	
	City, town or post office, state, and ZIP code. For a foreign address, see instructions. NEW YORK, NY 10111	

Enter the Return code for the return that this application is for (file a separate application for each return) 04

Application Is For	Return Code	Application Is For	Return Code
Form 990	01		
Form 990-BL	02	Form 1041-A	08
Form 990-EZ	03	Form 4720	09
Form 990-PF	04	Form 5227	10
Form 990-T (sec. 401(a) or 408(a) trust)	05	Form 6069	11
Form 990-T (trust other than above)	06	Form 8870	12

STOP! Do not complete Part II if you were not already granted an automatic 3-month extension on a previously filed Form 8868.

BESSEMER TRUST

• The books are in the care of **630 FIFTH AVENUE [34TH FLOOR], NEW YORK, NY - 10111**
Telephone No. **212-708-9216** FAX No. _____

• If the organization does not have an office or place of business in the United States, check this box
• If this is for a Group Return, enter the organization's four digit Group Exemption Number (GEN) _____. If this is for the whole group, check this box . If it is for part of the group, check this box and attach a list with the names and EINs of all members the extension is for.

4 I request an additional 3-month extension of time until **NOVEMBER 15, 2011.**

5 For calendar year **2010**, or other tax year beginning _____, and ending _____.



6 If the tax year entered in line 5 is for less than 12 months, check reason: Initial return Final return
 Change in accounting period

7 State in detail why you need the extension
ADDITIONAL INFORMATION IS NEEDED TO PREPARE A COMPLETE AND ACCURATE TAX RETURN.

8a If this application is for Form 990-BL, 990-PF, 990-T, 4720, or 6069, enter the tentative tax, less any nonrefundable credits. See instructions.	8a	\$ 3,802.
b If this application is for Form 990-PF, 990-T, 4720, or 6069, enter any refundable credits and estimated tax payments made. Include any prior year overpayment allowed as a credit and any amount paid previously with Form 8868.	8b	\$ 11,678.
c Balance due. Subtract line 8b from line 8a. Include your payment with this form, if required, by using EFTPS (Electronic Federal Tax Payment System). See instructions.	8c	\$ 0.

Signature and Verification

Under penalties of perjury, I declare that I have examined this form, including accompanying schedules and statements, and to the best of my knowledge and belief, it is true, correct, and complete, and that I am authorized to prepare this form.

Signature  Title  Date **8/11/11**