



See a Social Security Number? Say Something!
Report Privacy Problems to <https://public.resource.org/privacy>
Or call the IRS Identity Theft Hotline at 1-800-908-4490



Return of Private Foundation or Section 4947(a)(1) Nonexempt Charitable Trust Treated as a Private Foundation

2010

Department of the Treasury
Internal Revenue Service

Note. The foundation may be able to use a copy of this return to satisfy state reporting requirements.


For calendar year 2010, or tax year beginning _____, and ending _____

G Check all that apply: Initial return Initial return of a former public charity Final return
 Amended return Address change Name change

Name of foundation Cooley Family Foundation		A Employer identification number 56-2026137	
Number and street (or P O box number if mail is not delivered to street address) 2548 Roswell Avenue		Room/suite	B Telephone number 704-386-5372
City or town, state, and ZIP code Charlotte, NC 28209		C If exemption application is pending, check here <input type="checkbox"/> D 1. Foreign organizations, check here <input type="checkbox"/> 2. Foreign organizations meeting the 85% test, check here and attach computation <input type="checkbox"/> E If private foundation status was terminated under section 507(b)(1)(A), check here <input type="checkbox"/> F If the foundation is in a 60-month termination under section 507(b)(1)(B), check here <input type="checkbox"/>	
H Check type of organization: <input checked="" type="checkbox"/> Section 501(c)(3) exempt private foundation <input type="checkbox"/> Section 4947(a)(1) nonexempt charitable trust <input type="checkbox"/> Other taxable private foundation			
I Fair market value of all assets at end of year (from Part II, col (c), line 16) ▶ \$ 162,087.	J Accounting method: <input checked="" type="checkbox"/> Cash <input type="checkbox"/> Accrual <input type="checkbox"/> Other (specify) _____		

Part I Analysis of Revenue and Expenses <small>(The total of amounts in columns (b), (c), and (d) may not necessarily equal the amounts in column (a))</small>		(a) Revenue and expenses per books	(b) Net investment income	(c) Adjusted net income	(d) Disbursements for charitable purposes (cash basis only)
Revenue	1 Contributions, gifts, grants, etc., received	4,075.			
	2 Check <input checked="" type="checkbox"/> if the foundation is not required to attach Sch B				
	3 Interest on savings and temporary cash investments	16.	16.		Statement 1
	4 Dividends and interest from securities	4,255.	4,255.		Statement 2
	5a Gross rents				
	b Net rental income or (loss)				
	6a Net gain or (loss) from sale of assets not on line 10	6,912.			
	b Gross sales price for all assets on line 6a	59,458.			
	7 Capital gain net income (from Part IV, line 2)		6,912.		
	8 Net short-term capital gain				
	9 Income modifications				
	10a Gross sales less returns and allowances				
b Less Cost of goods sold					
c Gross profit or (loss)					
11 Other income					
12 Total. Add lines 1 through 11	15,258.	11,183.	0.		
Operating and Administrative Expenses	13 Compensation of officers, directors, trustees, etc	10,000.	0.	0.	10,000.
	14 Other employee salaries and wages				
	15 Pension plans, employee benefits				
	16a Legal fees				
	b Accounting fees				
	c Other professional fees				
	17 Interest				
	18 Taxes				
	19 Depreciation and depletion				
	20 Occupancy				
	21 Travel, conferences, and meetings				
	22 Printing and publications				
	23 Other expenses	5,736.	1,361.	0.	4,375.
	24 Total operating and administrative expenses. Add lines 13 through 23	15,826.	1,451.	0.	14,375.
	25 Contributions, gifts, grants paid	17,300.			17,300.
26 Total expenses and disbursements. Add lines 24 and 25	33,126.	1,451.	0.	31,675.	
27 Subtract line 26 from line 12:					
a Excess of revenue over expenses and disbursements	<17,868.>				
b Net investment income (if negative, enter -0-)		9,732.			
c Adjusted net income (if negative, enter -0-)			0.		

SCANNED MAY 18 2011



Part II Balance Sheets		Attached schedules and amounts in the description column should be for end-of-year amounts only		
		Beginning of year	End of year	
		(a) Book Value	(b) Book Value	(c) Fair Market Value
Assets	1 Cash - non-interest-bearing	2,050.	1,745.	1,745.
	2 Savings and temporary cash investments	9,242.	4,864.	4,864.
	3 Accounts receivable			
	Less: allowance for doubtful accounts			
	4 Pledges receivable			
	Less: allowance for doubtful accounts			
	5 Grants receivable			
	6 Receivables due from officers, directors, trustees, and other disqualified persons			
	7 Other notes and loans receivable			
	Less: allowance for doubtful accounts			
	8 Inventories for sale or use			
	9 Prepaid expenses and deferred charges			
	10a Investments - U.S. and state government obligations			
	b Investments - corporate stock Stmt 5	105,969.	100,166.	123,835.
	c Investments - corporate bonds Stmt 6	37,695.	30,954.	30,619.
11 Investments - land, buildings, and equipment basis				
Less: accumulated depreciation				
12 Investments - mortgage loans				
13 Investments - other Stmt 7	1,409.	768.	1,024.	
14 Land, buildings, and equipment basis				
Less: accumulated depreciation				
15 Other assets (describe)				
16 Total assets (to be completed by all filers)	156,365.	138,497.	162,087.	
Liabilities	17 Accounts payable and accrued expenses			
	18 Grants payable			
	19 Deferred revenue			
	20 Loans from officers, directors, trustees, and other disqualified persons			
	21 Mortgages and other notes payable			
	22 Other liabilities (describe)			
23 Total liabilities (add lines 17 through 22)	0.	0.		
Net Assets or Fund Balances	Foundations that follow SFAS 117, check here <input type="checkbox"/>			
	and complete lines 24 through 26 and lines 30 and 31.			
	24 Unrestricted			
	25 Temporarily restricted			
	26 Permanently restricted			
	Foundations that do not follow SFAS 117, check here <input checked="" type="checkbox"/>			
	and complete lines 27 through 31.			
27 Capital stock, trust principal, or current funds	0.	0.		
28 Paid-in or capital surplus, or land, bldg., and equipment fund	145,073.	145,073.		
29 Retained earnings, accumulated income, endowment, or other funds	11,292.	<6,576.		
30 Total net assets or fund balances	156,365.	138,497.		
31 Total liabilities and net assets/fund balances	156,365.	138,497.		

Part III Analysis of Changes in Net Assets or Fund Balances

1 Total net assets or fund balances at beginning of year - Part II, column (a), line 30 (must agree with end-of-year figure reported on prior year's return)	1	156,365.
2 Enter amount from Part I, line 27a	2	<17,868.
3 Other increases not included in line 2 (itemize)	3	0.
4 Add lines 1, 2, and 3	4	138,497.
5 Decreases not included in line 2 (itemize)	5	0.
6 Total net assets or fund balances at end of year (line 4 minus line 5) - Part II, column (b), line 30	6	138,497.

Part IV Capital Gains and Losses for Tax on Investment Income

(a) List and describe the kind(s) of property sold (e.g., real estate, 2-story brick warehouse; or common stock, 200 shs. MLC Co.)		(b) How acquired P - Purchase D - Donation	(c) Date acquired (mo., day, yr.)	(d) Date sold (mo., day, yr.)
1a				
b	See Attached Statement			
c				
d				
e				
(e) Gross sales price	(f) Depreciation allowed (or allowable)	(g) Cost or other basis plus expense of sale	(h) Gain or (loss) (e) plus (f) minus (g)	
a				
b				
c				
d				
e	59,458.	52,546.	6,912.	
Complete only for assets showing gain in column (h) and owned by the foundation on 12/31/69				(l) Gains (Col. (h) gain minus col. (k), but not less than -0-) or Losses (from col. (h))
(i) F.M.V. as of 12/31/69	(j) Adjusted basis as of 12/31/69	(k) Excess of col. (i) over col. (j), if any		
a				
b				
c				
d				
e			6,912.	
2	Capital gain net income or (net capital loss)	{ If gain, also enter in Part I, line 7 If (loss), enter -0- in Part I, line 7 }	2	6,912.
3	Net short-term capital gain or (loss) as defined in sections 1222(5) and (6): If gain, also enter in Part I, line 8, column (c). If (loss), enter -0- in Part I, line 8		3	N/A

Part V Qualification Under Section 4940(e) for Reduced Tax on Net Investment Income

(For optional use by domestic private foundations subject to the section 4940(a) tax on net investment income.)

If section 4940(d)(2) applies, leave this part blank.

Was the foundation liable for the section 4942 tax on the distributable amount of any year in the base period?

Yes No

If "Yes," the foundation does not qualify under section 4940(e). Do not complete this part.

1 Enter the appropriate amount in each column for each year; see instructions before making any entries.

(a) Base period years Calendar year (or tax year beginning in)	(b) Adjusted qualifying distributions	(c) Net value of noncharitable-use assets	(d) Distribution ratio (col. (b) divided by col. (c))
2009	62,385.	176,232.	.353994
2008	102,756.	291,065.	.353035
2007	71,300.	422,717.	.168671
2006	128,892.	485,577.	.265441
2005	140,068.	559,286.	.250441
2	Total of line 1, column (d)		1.391582
3	Average distribution ratio for the 5-year base period - divide the total on line 2 by 5, or by the number of years the foundation has been in existence if less than 5 years		.278316
4	Enter the net value of noncharitable-use assets for 2010 from Part X, line 5		155,686.
5	Multiply line 4 by line 3		43,330.
6	Enter 1% of net investment income (1% of Part I, line 27b)		97.
7	Add lines 5 and 6		43,427.
8	Enter qualifying distributions from Part XII, line 4		31,675.

If line 8 is equal to or greater than line 7, check the box in Part VI, line 1b, and complete that part using a 1% tax rate. See the Part VI instructions.

Part VI Excise Tax Based on Investment Income (Section 4940(a), 4940(b), 4940(e), or 4948 - see instructions)

1a	Exempt operating foundations described in section 4940(d)(2), check here <input type="checkbox"/> and enter "N/A" on line 1. Date of ruling or determination letter: _____ (attach copy of letter if necessary-see instructions)		
b	Domestic foundations that meet the section 4940(e) requirements in Part V, check here <input type="checkbox"/> and enter 1% of Part I, line 27b	1	195.
c	All other domestic foundations enter 2% of line 27b. Exempt foreign organizations enter 4% of Part I, line 12, col. (b).		
2	Tax under section 511 (domestic section 4947(a)(1) trusts and taxable foundations only. Others enter -0-)	2	0.
3	Add lines 1 and 2	3	195.
4	Subtitle A (income) tax (domestic section 4947(a)(1) trusts and taxable foundations only. Others enter -0-)	4	0.
5	Tax based on investment income. Subtract line 4 from line 3. If zero or less, enter -0-	5	195.
6	Credits/Payments:		
a	2010 estimated tax payments and 2009 overpayment credited to 2010	6a	
b	Exempt foreign organizations - tax withheld at source	6b	
c	Tax paid with application for extension of time to file (Form 8868)	6c	
d	Backup withholding erroneously withheld	6d	
7	Total credits and payments. Add lines 6a through 6d	7	0.
8	Enter any penalty for underpayment of estimated tax. Check here <input type="checkbox"/> if Form 2220 is attached	8	
9	Tax due. If the total of lines 5 and 8 is more than line 7, enter amount owed	9	195.
10	Overpayment. If line 7 is more than the total of lines 5 and 8, enter the amount overpaid	10	
11	Enter the amount of line 10 to be: Credited to 2011 estimated tax <input type="checkbox"/> Refunded <input type="checkbox"/>	11	

Part VII-A Statements Regarding Activities

	Yes	No
1a		X
1b		X
1c		X
2		X
3		X
4a		X
4b		X
5		X
6		X
7	X	
8a		
8b	X	
9		X
10		X

Part VII-A Statements Regarding Activities (continued)

11	At any time during the year, did the foundation, directly or indirectly, own a controlled entity within the meaning of section 512(b)(13)? If "Yes," attach schedule (see instructions)	11		X
12	Did the foundation acquire a direct or indirect interest in any applicable insurance contract before August 17, 2008?	12		X
13	Did the foundation comply with the public inspection requirements for its annual returns and exemption application? Website address ▶ N/A	13	X	
14	The books are in care of ▶ Nancy D. Dry, Trustee Telephone no. ▶ 704-386-5372 Located at ▶ 100 N. Tryon Street, NC 1-007-57-26, Charlotte, N ZIP+4 ▶ 28255			
15	Section 4947(a)(1) nonexempt charitable trusts filing Form 990-PF in lieu of Form 1041 - Check here and enter the amount of tax-exempt interest received or accrued during the year ▶ 15 N/A			
16	At any time during calendar year 2010, did the foundation have an interest in or a signature or other authority over a bank, securities, or other financial account in a foreign country? See page 20 of the instructions for exceptions and filing requirements for Form TD F 90-22.1. If "Yes," enter the name of the foreign country ▶	16	Yes	No X

Part VII-B Statements Regarding Activities for Which Form 4720 May Be Required

File Form 4720 if any item is checked in the "Yes" column, unless an exception applies.		Yes	No
1a	During the year did the foundation (either directly or indirectly):		
(1)	Engage in the sale or exchange, or leasing of property with a disqualified person? <input type="checkbox"/> Yes <input checked="" type="checkbox"/> No		
(2)	Borrow money from, lend money to, or otherwise extend credit to (or accept it from) a disqualified person? <input type="checkbox"/> Yes <input checked="" type="checkbox"/> No		
(3)	Furnish goods, services, or facilities to (or accept them from) a disqualified person? <input type="checkbox"/> Yes <input checked="" type="checkbox"/> No		
(4)	Pay compensation to, or pay or reimburse the expenses of, a disqualified person? <input type="checkbox"/> Yes <input checked="" type="checkbox"/> No		
(5)	Transfer any income or assets to a disqualified person (or make any of either available for the benefit or use of a disqualified person)? <input type="checkbox"/> Yes <input checked="" type="checkbox"/> No		
(6)	Agree to pay money or property to a government official? (Exception. Check "No" if the foundation agreed to make a grant to or to employ the official for a period after termination of government service, if terminating within 90 days.) <input type="checkbox"/> Yes <input checked="" type="checkbox"/> No		
b	If any answer is "Yes" to 1a(1)-(6), did any of the acts fail to qualify under the exceptions described in Regulations section 53.4941(d)-3 or in a current notice regarding disaster assistance (see page 22 of the instructions)? Organizations relying on a current notice regarding disaster assistance check here ▶ <input type="checkbox"/> N/A	1b	
c	Did the foundation engage in a prior year in any of the acts described in 1a, other than excepted acts, that were not corrected before the first day of the tax year beginning in 2010?	1c	X
2	Taxes on failure to distribute income (section 4942) (does not apply for years the foundation was a private operating foundation defined in section 4942(j)(3) or 4942(j)(5)):		
a	At the end of tax year 2010, did the foundation have any undistributed income (lines 6d and 6e, Part XIII) for tax year(s) beginning before 2010? <input type="checkbox"/> Yes <input checked="" type="checkbox"/> No If "Yes," list the years ▶ _____, _____, _____, _____		
b	Are there any years listed in 2a for which the foundation is not applying the provisions of section 4942(a)(2) (relating to incorrect valuation of assets) to the year's undistributed income? (If applying section 4942(a)(2) to all years listed, answer "No" and attach statement - see instructions.) N/A	2b	
c	If the provisions of section 4942(a)(2) are being applied to any of the years listed in 2a, list the years here. ▶ _____, _____, _____, _____		
3a	Did the foundation hold more than a 2% direct or indirect interest in any business enterprise at any time during the year? <input type="checkbox"/> Yes <input checked="" type="checkbox"/> No		
b	If "Yes," did it have excess business holdings in 2010 as a result of (1) any purchase by the foundation or disqualified persons after May 26, 1969; (2) the lapse of the 5-year period (or longer period approved by the Commissioner under section 4943(c)(7)) to dispose of holdings acquired by gift or bequest; or (3) the lapse of the 10-, 15-, or 20-year first phase holding period? (Use Schedule C, Form 4720, to determine if the foundation had excess business holdings in 2010.) N/A	3b	
4a	Did the foundation invest during the year any amount in a manner that would jeopardize its charitable purposes?	4a	X
b	Did the foundation make any investment in a prior year (but after December 31, 1969) that could jeopardize its charitable purpose that had not been removed from jeopardy before the first day of the tax year beginning in 2010?	4b	X

Part VII-B Statements Regarding Activities for Which Form 4720 May Be Required (continued)

5a During the year did the foundation pay or incur any amount to:

(1) Carry on propaganda, or otherwise attempt to influence legislation (section 4945(e))? Yes No

(2) Influence the outcome of any specific public election (see section 4955); or to carry on, directly or indirectly, any voter registration drive? Yes No

(3) Provide a grant to an individual for travel, study, or other similar purposes? Yes No

(4) Provide a grant to an organization other than a charitable, etc., organization described in section 509(a)(1), (2), or (3), or section 4940(d)(2)? Yes No

(5) Provide for any purpose other than religious, charitable, scientific, literary, or educational purposes, or for the prevention of cruelty to children or animals? Yes No

b If any answer is "Yes" to 5a(1)-(5), did any of the transactions fail to qualify under the exceptions described in Regulations section 53.4945 or in a current notice regarding disaster assistance (see instructions)? Yes No
 Organizations relying on a current notice regarding disaster assistance check here N/A

c If the answer is "Yes" to question 5a(4), does the foundation claim exemption from the tax because it maintained expenditure responsibility for the grant? Yes No
 If "Yes," attach the statement required by Regulations section 53.4945-5(d) N/A

6a Did the foundation, during the year, receive any funds, directly or indirectly, to pay premiums on a personal benefit contract? Yes No

b Did the foundation, during the year, pay premiums, directly or indirectly, on a personal benefit contract? Yes No
 If "Yes" to 6b, file Form 8870

7a At any time during the tax year, was the foundation a party to a prohibited tax shelter transaction? Yes No

b If "Yes," did the foundation receive any proceeds or have any net income attributable to the transaction? Yes No

Part VIII Information About Officers, Directors, Trustees, Foundation Managers, Highly Paid Employees, and Contractors

1 List all officers, directors, trustees, foundation managers and their compensation.

(a) Name and address	(b) Title, and average hours per week devoted to position	(c) Compensation (If not paid, enter -0-)	(d) Contributions to employee benefit plans and deferred compensation	(e) Expense account, other allowances
See Statement 8		10,000.	0.	0.

2 Compensation of five highest-paid employees (other than those included on line 1). If none, enter "NONE."

(a) Name and address of each employee paid more than \$50,000	(b) Title, and average hours per week devoted to position	(c) Compensation	(d) Contributions to employee benefit plans and deferred compensation	(e) Expense account, other allowances
NONE				

Total number of other employees paid over \$50,000 ▶ 0

Part VIII Information About Officers, Directors, Trustees, Foundation Managers, Highly Paid Employees, and Contractors (continued)

3 Five highest-paid independent contractors for professional services. If none, enter "NONE."

(a) Name and address of each person paid more than \$50,000	(b) Type of service	(c) Compensation
NONE		

Total number of others receiving over \$50,000 for professional services ▶ 0

Part IX-A Summary of Direct Charitable Activities

List the foundation's four largest direct charitable activities during the tax year. Include relevant statistical information such as the number of organizations and other beneficiaries served, conferences convened, research papers produced, etc.	Expenses
1 N/A	
2	
3	
4	

Part IX-B Summary of Program-Related Investments

Describe the two largest program-related investments made by the foundation during the tax year on lines 1 and 2.	Amount
1 N/A	
2	
3 All other program-related investments. See instructions.	
Total. Add lines 1 through 3 ▶	0.

Part X Minimum Investment Return (All domestic foundations must complete this part. Foreign foundations, see instructions)

1	Fair market value of assets not used (or held for use) directly in carrying out charitable, etc., purposes:		
a	Average monthly fair market value of securities	1a	152,275.
b	Average of monthly cash balances	1b	5,782.
c	Fair market value of all other assets	1c	
d	Total (add lines 1a, b, and c)	1d	158,057.
e	Reduction claimed for blockage or other factors reported on lines 1a and 1c (attach detailed explanation)	1e	0.
2	Acquisition indebtedness applicable to line 1 assets	2	0.
3	Subtract line 2 from line 1d	3	158,057.
4	Cash deemed held for charitable activities. Enter 1 1/2% of line 3 (for greater amount, see instructions)	4	2,371.
5	Net value of noncharitable-use assets. Subtract line 4 from line 3. Enter here and on Part V, line 4	5	155,686.
6	Minimum investment return. Enter 5% of line 5	6	7,784.

Part XI Distributable Amount (see instructions) (Section 4942(j)(3) and (j)(5) private operating foundations and certain foreign organizations check here and do not complete this part.)

1	Minimum investment return from Part X, line 6	1	7,784.
2a	Tax on investment income for 2010 from Part VI, line 5	2a	195.
b	Income tax for 2010. (This does not include the tax from Part VI.)	2b	
c	Add lines 2a and 2b	2c	195.
3	Distributable amount before adjustments. Subtract line 2c from line 1	3	7,589.
4	Recoveries of amounts treated as qualifying distributions	4	0.
5	Add lines 3 and 4	5	7,589.
6	Deduction from distributable amount (see instructions)	6	0.
7	Distributable amount as adjusted. Subtract line 6 from line 5. Enter here and on Part XIII, line 1	7	7,589.

Part XII Qualifying Distributions (see instructions)

1	Amounts paid (including administrative expenses) to accomplish charitable, etc., purposes:		
a	Expenses, contributions, gifts, etc. - total from Part I, column (d), line 26	1a	31,675.
b	Program-related investments - total from Part IX-B	1b	0.
2	Amounts paid to acquire assets used (or held for use) directly in carrying out charitable, etc., purposes	2	
3	Amounts set aside for specific charitable projects that satisfy the:		
a	Suitability test (prior IRS approval required)	3a	
b	Cash distribution test (attach the required schedule)	3b	
4	Qualifying distributions. Add lines 1a through 3b. Enter here and on Part V, line 8, and Part XIII, line 4	4	31,675.
5	Foundations that qualify under section 4940(e) for the reduced rate of tax on net investment income. Enter 1% of Part I, line 27b	5	0.
6	Adjusted qualifying distributions. Subtract line 5 from line 4	6	31,675.

Note. The amount on line 6 will be used in Part V, column (b), in subsequent years when calculating whether the foundation qualifies for the section 4940(e) reduction of tax in those years.

Part XIII Undistributed Income (see instructions)

	(a) Corpus	(b) Years prior to 2009	(c) 2009	(d) 2010
1 Distributable amount for 2010 from Part XI, line 7				7,589.
2 Undistributed income, if any, as of the end of 2010				
a Enter amount for 2009 only			0.	
b Total for prior years:		0.		
3 Excess distributions carryover, if any, to 2010:				
a From 2005	112,768.			
b From 2006	105,529.			
c From 2007	50,976.			
d From 2008	88,291.			
e From 2009	53,623.			
f Total of lines 3a through e	411,187.			
4 Qualifying distributions for 2010 from Part XII, line 4: ▶ \$ 31,675.				
a Applied to 2009, but not more than line 2a			0.	
b Applied to undistributed income of prior years (Election required - see instructions)		0.		
c Treated as distributions out of corpus (Election required - see instructions)	0.			
d Applied to 2010 distributable amount				7,589.
e Remaining amount distributed out of corpus	24,086.			
5 Excess distributions carryover applied to 2010 (If an amount appears in column (d), the same amount must be shown in column (a))	0.			0.
6 Enter the net total of each column as indicated below:	435,273.			
a Corpus Add lines 3f, 4c, and 4e Subtract line 5				
b Prior years' undistributed income. Subtract line 4b from line 2b		0.		
c Enter the amount of prior years' undistributed income for which a notice of deficiency has been issued, or on which the section 4942(a) tax has been previously assessed		0.		
d Subtract line 6c from line 6b. Taxable amount - see instructions		0.		
e Undistributed income for 2009. Subtract line 4a from line 2a. Taxable amount - see instr.			0.	
f Undistributed income for 2010. Subtract lines 4d and 5 from line 1. This amount must be distributed in 2011				0.
7 Amounts treated as distributions out of corpus to satisfy requirements imposed by section 170(b)(1)(F) or 4942(g)(3)	0.			
8 Excess distributions carryover from 2005 not applied on line 5 or line 7	112,768.			
9 Excess distributions carryover to 2011. Subtract lines 7 and 8 from line 6a	322,505.			
10 Analysis of line 9:				
a Excess from 2006	105,529.			
b Excess from 2007	50,976.			
c Excess from 2008	88,291.			
d Excess from 2009	53,623.			
e Excess from 2010	24,086.			

Form 990-PF	Corporate Stock	Statement	5
<u>Description</u>		<u>Book Value</u>	<u>Fair Market Value</u>
Corporate Stock		100,166.	123,835.
Total to Form 990-PF, Part II, line 10b		100,166.	123,835.

Form 990-PF	Corporate Bonds	Statement	6
<u>Description</u>		<u>Book Value</u>	<u>Fair Market Value</u>
Corporate Bonds		30,954.	30,619.
Total to Form 990-PF, Part II, line 10c		30,954.	30,619.

Form 990-PF	Other Investments	Statement	7
<u>Description</u>	<u>Valuation Method</u>	<u>Book Value</u>	<u>Fair Market Value</u>
Other Assets	COST	768.	1,024.
Total to Form 990-PF, Part II, line 13		768.	1,024.

Cooley Family Foundation

Part IV Capital Gains and Losses for Tax on Investment Income

(a) List and describe the kind(s) of property sold, e.g., real estate, 2-story brick warehouse; or common stock, 200 shs. MLC Co.	(b) How acquired P - Purchase D - Donation	(c) Date acquired (mo., day, yr.)	(d) Date sold (mo., day, yr.)
1a US Trust I/M - Schedule Attached	P	Various	Various
b US Trust I/M - Schedule Attached	P	Various	Various
c US Trust I/M - Capital Gain Distribution	P	Various	Various
d UnitedHealth Care - Sec Litigation	P	Various	Various
e AOL Time Warner - Sec Litigation	P	Various	Various
f Qwest Comm - Sec Litigation	P	Various	Various
g Tyco Intl - Sec Litigation	P	Various	Various
h Cardinal Health - Sec Litigation	P	Various	Various
i			
j			
k			
l			
m			
n			
o			

(e) Gross sales price	(f) Depreciation allowed (or allowable)	(g) Cost or other basis plus expense of sale	(h) Gain or (loss) (e) plus (f) minus (g)
a 20,963.		20,127.	836.
b 38,128.		32,419.	5,709.
c 177.			177.
d 40.			40.
e 27.			27.
f 71.			71.
g 28.			28.
h 24.			24.
i			
j			
k			
l			
m			
n			
o			

Complete only for assets showing gain in column (h) and owned by the foundation on 12/31/69			(l) Losses (from col. (h)) Gains (excess of col. (h) gain over col. (k), but not less than "-0-")
(i) F.M.V. as of 12/31/69	(j) Adjusted basis as of 12/31/69	(k) Excess of col. (i) over col. (j), if any	
a			836.
b			5,709.
c			177.
d			40.
e			27.
f			71.
g			28.
h			24.
i			
j			
k			
l			
m			
n			
o			

2 Capital gain net income or (net capital loss) { If gain, also enter in Part I, line 7 If (loss), enter "-0-" in Part I, line 7 }	2	6,912.
3 Net short-term capital gain or (loss) as defined in sections 1222(5) and (6): If gain, also enter in Part I, line 8, column (c). If (loss), enter "-0-" in Part I, line 8	3	N/A

Form 990-PF Interest on Savings and Temporary Cash Investments Statement 1

Source	Amount
US Trust I/M	5.
US Trust I/M - OID	11.
Total to Form 990-PF, Part I, line 3, Column A	16.

Form 990-PF Dividends and Interest from Securities Statement 2

Source	Gross Amount	Capital Gains Dividends	Column (A) Amount
US Trust	4,244.	0.	4,244.
US Trust - Nontaxable Distributions	11.	0.	11.
Total to Fm 990-PF, Part I, ln 4	4,255.	0.	4,255.

Form 990-PF Taxes Statement 3

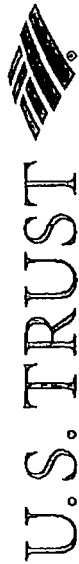
Description	(a) Expenses Per Books	(b) Net Investment Income	(c) Adjusted Net Income	(d) Charitable Purposes
Foreign Tax	65.	65.	0.	0.
US Tax	25.	25.	0.	0.
To Form 990-PF, Pg 1, ln 18	90.	90.	0.	0.

Form 990-PF Other Expenses Statement 4

Description	(a) Expenses Per Books	(b) Net Investment Income	(c) Adjusted Net Income	(d) Charitable Purposes
Bank of America Agency Fees	1,361.	1,361.	0.	0.
Bank of America Tax Service Fee	300.	0.	0.	300.
PricewaterhouseCoopers Tax Service Fee	4,075.	0.	0.	4,075.
To Form 990-PF, Pg 1, ln 23	5,736.	1,361.	0.	4,375.

Form 990-PF	Part VIII - List of Officers, Directors Trustees and Foundation Managers	Statement	8
-------------	---	-----------	---

Name and Address	Title and Avrg Hrs/Wk	Compen- sation	Employee Ben Plan Contrib	Expense Account
Charles J. Cooley 2548 Roswell Avenue Charlotte, NC 28209	Secretary/Treasurer 0.00	0.	0.	0.
Bernadette K. Cooley 2548 Roswell Avenue Charlotte, NC 28209	President 0.00	0.	0.	0.
Charles Jennings Cooley, II 4124 Morrowick Road Charlotte, NC 28226	Vice President 0.00	0.	0.	0.
Christopher Young Cooley 2812 Forest Drive Charlotte, NC 28211	Vice President 0.00	0.	0.	0.
Kathryn Cooley Heiser 436 Longridge Drive Pittsburg, PA 15243	Vice President 0.00	0.	0.	0.
Nancy D. Dry Bank of America, 100 N. Tryon Street Charlotte, NC 28202	Assistant Secretary 0.00	10,000.	0.	0.
Totals included on 990-PF, Page 6, Part VIII		10,000.	0.	0.



Bank of America Private Wealth Management

Proceeds From Broker Transactions

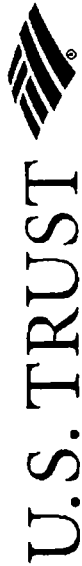
This section reports your proceeds from sales during the year. We report all transactions on a trade-date basis, which is the date shown in the sale date column. The net proceeds are less commissions, transfer charges, and premiums.

We have adjusted tax costs for amortization of premium paid for the acquisition of municipal bonds through date of sale and for non-taxable dividends. Wash sales are reported with tax cost equal to proceeds. Disallowed losses from wash sales have been added to the tax cost of the repurchased securities. An asterisk symbol (*) next to the tax cost indicates that the tax cost has been adjusted for the current year's return of capital. However, we have not made adjustments to the cost basis of all partnerships.

Short term transactions

This category includes all assets held 12 months or less.

Description	Cusip	Number of shares exchanged	Acquisition Date	Sale date	Gross proceeds less commissions	Tax cost	Net gain or loss
NORDSTROM INC	655664100	1	04/17/09	01/05/10	\$37 29	\$22 07	\$15 22
SMUCKER J M CO NEW	832696405	1	09/22/09	01/06/10	\$62 09	\$53 15	\$8 94
NORDSTROM INC	655664100	1	04/27/09	01/06/10	\$37 45	\$21 69	\$15 76
NORDSTROM INC	655664100	1	04/13/09	01/06/10	\$37 40	\$21 89	\$15 51
PENNEY J C CO INC	708160106	1	08/12/09	01/07/10	\$26 55	\$33 13	\$-6 58
PENNEY J C CO INC	708160106	1	08/13/09	01/07/10	\$26 78	\$32 60	\$-5 82
PENNEY J C CO INC	708160106	2	08/13/09	01/07/10	\$53 31	\$65 21	\$-11 90
GENERAL ELECTRIC CO	369604103	5	03/19/09	01/07/10	\$79 90	\$52 21	\$27 69
GENERAL ELECTRIC CO	369604103	4	03/19/09	01/07/10	\$63 92	\$41 77	\$22 15
PENNEY J C CO INC	708160106	1	08/12/09	01/07/10	\$26 65	\$33 12	\$-6 47
UNITED STS STL CORP NEW	912909108	1	07/15/09	01/08/10	\$64 93	\$34 56	\$30 37
UNITED STS STL CORP NEW	912909108	2	07/24/09	01/08/10	\$129 86	\$80 09	\$49 77
NABORS INDUSTRIES LTD SHS	G6359F103	3	04/23/09	01/08/10	\$80 50	\$45 58	\$34 92
NABORS INDUSTRIES LTD SHS	G6359F103	13	04/23/09	01/08/10	\$348 99	\$197 49	\$151 50
NABORS INDUSTRIES LTD SHS	G6359F103	2	10/19/09	01/08/10	\$53 67	\$45 53	\$8 14
AES CORP COM	00130H105	3	06/18/09	01/11/10	\$41 38	\$28 74	\$12 64
AES CORP COM	00130H105	1	06/22/09	01/11/10	\$13 79	\$9 25	\$4 54
AES CORP COM	00130H105	3	06/03/09	01/11/10	\$41 38	\$30 22	\$11 16



Bank of America Private Wealth Management

2010 Tax Information Letter

Account Number 030000362392

Page 5

IM CHARLES J COOLEY FAMILY FDN

Short term transactions

This category includes all assets held 12 months or less.

Description	Cusip	Number of shares exchanged	Acquisition Date	Sale date	Gross proceeds less commissions	Tax cost	Net gain or loss
AES CORP COM	00130H105	1	06/02/09	01/11/10	\$13 79	\$10 55	\$3 24
AES CORP COM	00130H105	1	06/15/09	01/11/10	\$13 79	\$9 98	\$3 81
AES CORP COM	00130H105	1	06/16/09	01/11/10	\$13 79	\$9 91	\$3 88
AES CORP COM	00130H105	2	06/17/09	01/11/10	\$27 59	\$19 44	\$8 15
FPL GROUP INC	302571104	1	01/26/09	01/12/10	\$51 27	\$49 11	\$2 16
INTEL CORP	458140100	3	02/06/09	01/14/10	\$63 09	\$44 08	\$19 01
ZIONS BANCORPORATION	989701107	3	04/20/09	01/26/10	\$59 25	\$41 03	\$18 22
ZIONS BANCORPORATION	989701107	2	04/20/09	01/26/10	\$39 83	\$27 36	\$12 47
TRANSOCEAN LTD	H8817H100	4	01/08/10	02/16/10	\$330 92	\$367 53	\$-36 61
TRANSOCEAN LTD	H8817H100	1	03/23/09	02/16/10	\$82 73	\$63 30	\$19 43
TRANSOCEAN LTD	H8817H100	8	04/16/09	02/16/10	\$661 83	\$528 95	\$132 88
UNITED STS STL CORP NEW	912909108	2	01/28/10	03/08/10	\$120 63	\$93 33	\$27 30
OCCIDENTAL PETROLEUM CORP	674599105	1	12/17/09	03/11/10	\$81 95	\$78 76	\$3 19
OCCIDENTAL PETROLEUM CORP	674599105	1	12/17/09	03/11/10	\$81 95	\$78 42	\$3 53
OCCIDENTAL PETROLEUM CORP	674599105	1	12/17/09	03/11/10	\$81 94	\$78 38	\$3 56
PENNEY J C CO INC	708160106	3	06/04/09	03/11/10	\$90 07	\$87 29	\$2 78
ALPHA NAT RES INC	02076X102	3	01/05/10	03/11/10	\$151 77	\$144 66	\$7 11
UNITED STS STL CORP NEW	912909108	3	07/15/09	03/29/10	\$193 86	\$103 68	\$90 18
ALLEGHENY TECHNOLOGIES INC	01741R102	3	01/11/10	03/29/10	\$166 95	\$154 63	\$12 32
SMUCKER J M CO NEW	832696405	1	09/22/09	03/30/10	\$60 23	\$53 14	\$7 09
UNITED STS STL CORP NEW	912909108	1	07/15/09	04/05/10	\$68 47	\$34 56	\$33 91
SMUCKER J M CO NEW	832696405	1	09/18/09	04/06/10	\$60 39	\$52 68	\$7 71
CARNIVAL CORP PAIRED CTF I COM	143658300	2	08/03/09	04/13/10	\$77 44	\$57 61	\$19 83
NAVISTAR INTL CORP NEW	63934E108	1	04/16/09	04/13/10	\$49 76	\$36 53	\$13 23
WEYERHAEUSER CO	962166104	2	04/24/09	04/13/10	\$91 60	\$74 14	\$17 46
CARNIVAL CORP PAIRED CTF I COM	143658300	1	07/24/09	04/13/10	\$38 72	\$28 31	\$10 41



Short term transactions

This category includes all assets held 12 months or less.

Description	Cusip	Number of shares exchanged	Acquisition Date	Sale date	Gross proceeds less commissions	Tax cost	Net gain or loss
NAVISTAR INTL CORP NEW	63934E108	1	04/16/09	04/14/10	\$50 09	\$36 52	\$13 57
GOLDMAN SACHS GROUP INC	38141G104	2	01/05/10	04/16/10	\$322 74	\$350 79	\$-28 05
FEDEX CORPORATION	31428X106	1	01/08/10	04/16/10	\$94 63	\$84 32	\$10 31
FEDEX CORPORATION	31428X106	1	03/01/10	04/16/10	\$94 45	\$86 00	\$8 45
FEDEX CORPORATION	31428X106	2	01/11/10	04/16/10	\$188 91	\$174 61	\$14 30
AT&T INC	02026R102	1	10/22/09	04/23/10	\$26 15	\$26 50	\$-0 35
LAM RESH CORP	512807108	1	07/02/09	04/26/10	\$42 81	\$26 94	\$15 87
LAM RESH CORP	512807108	1	07/01/09	04/26/10	\$42 80	\$26 56	\$16 24
LAM RESH CORP	512807108	1	07/02/09	04/26/10	\$42 81	\$26 94	\$15 87
CARNIVAL CORP PAIRED CTF 1 COM	143658300	3	07/24/09	04/26/10	\$130 37	\$84 91	\$45 46
O REILLY AUTOMOTIVE INC	686091109	1	10/29/09	04/29/10	\$49 97	\$40 08	\$9 89
HALLIBURTON CO	406216101	1	03/17/10	04/30/10	\$29 75	\$32 57	\$-2 82
HALLIBURTON CO	406216101	5	03/17/10	04/30/10	\$148 76	\$163 40	\$-14 64
GOLDMAN SACHS GROUP INC	38141G104	1	01/05/10	04/30/10	\$145 19	\$175 40	\$-30 21
ANADARKO PETROLEUM	032511107	3	03/11/10	04/30/10	\$192 27	\$216 40	\$-24 13
ANADARKO PETROLEUM	032511107	1	03/12/10	04/30/10	\$64 09	\$72 42	\$-8 33
ANADARKO PETROLEUM	032511107	6	03/17/10	04/30/10	\$384 53	\$439 72	\$-55 19
HALLIBURTON CO	406216101	3	07/29/09	04/30/10	\$91 65	\$64 12	\$27 53
HALLIBURTON CO	406216101	1	07/29/09	04/30/10	\$30 55	\$21 43	\$9 12
HALLIBURTON CO	406216101	1	03/17/10	04/30/10	\$30 20	\$32 56	\$-2 36
HALLIBURTON CO	406216101	7	12/17/09	04/30/10	\$213 84	\$210 98	\$2 86
O REILLY AUTOMOTIVE INC	686091109	1	10/29/09	05/03/10	\$49 56	\$40 08	\$9 48
ALPHA NAT RES INC	02076X102	2	08/12/09	05/07/10	\$81 69	\$66 73	\$14 96
ALPHA NAT RES INC	02076X102	1	08/13/09	05/07/10	\$40 85	\$35 21	\$5 64
ALPHA NAT RES INC	02076X102	4	08/14/09	05/07/10	\$163 38	\$144 27	\$19 11
ALPHA NAT RES INC	02076X102	2	12/04/09	05/07/10	\$81 69	\$76 62	\$5 07



Bank of America Private Wealth Management

IM CHARLES J COOLEY FAMILY FDN

2010 Tax Information Letter

Account Number 030000362392

Page 7

Short term transactions

This category includes all assets held 12 months or less

Description	Cusip	Number of shares exchanged	Acquisition Date	Sale date	Gross proceeds less commissions	Tax cost	Net gain or loss
ALPHA NAT RES INC	02076X102	1	01/05/10	05/07/10	\$40 85	\$48 22	\$-7 37
EQUITY RESIDENTIAL PROPERTIES TRUST	29476L107	3	11/09/09	05/10/10	\$137 78	\$89 61	\$48 17
ALLEGHENY TECHNOLOGIES INC	01741R102	2	01/11/10	05/11/10	\$107 99	\$103 09	\$4 90
ALLEGHENY TECHNOLOGIES INC	01741R102	2	01/07/10	05/12/10	\$111 00	\$98 33	\$12 67
ALLEGHENY TECHNOLOGIES INC	01741R102	1	01/07/10	05/12/10	\$55 18	\$49 17	\$6 01
APACHE CORP	037411105	2	09/25/09	05/19/10	\$186 27	\$184 07	\$2 20
MORGAN STANLEY	617446448	3	10/08/09	05/19/10	\$80 67	\$96 10	\$-15 43
D R HORTON INC	23331A109	2	07/23/09	05/19/10	\$25 04	\$22 35	\$2 69
D R HORTON INC	23331A109	3	07/24/09	05/19/10	\$37 57	\$32 84	\$4 73
D R HORTON INC	23331A109	3	07/24/09	05/19/10	\$37 69	\$32 84	\$4 85
APACHE CORP	037411105	1	11/15/09	05/19/10	\$92 06	\$107 50	\$-15 44
MORGAN STANLEY	617446448	10	01/05/10	05/19/10	\$268 92	\$318 76	\$-49 84
D R HORTON INC	23331A109	6	05/19/09	05/19/10	\$75 37	\$59 51	\$15 86
D R HORTON INC	23331A109	4	05/20/09	05/19/10	\$50 25	\$40 24	\$10 01
APACHE CORP	037411105	2	09/24/09	05/19/10	\$186 26	\$182 96	\$3 30
LAM RESH CORP	512807108	1	07/01/09	06/15/10	\$41 97	\$26 56	\$15 41
LAM RESH CORP	512807108	2	07/07/09	06/15/10	\$83 94	\$52 91	\$31 03
LAM RESH CORP	512807108	3	07/07/09	06/15/10	\$125 90	\$79 36	\$46 54
ANADARKO PETROLEUM	032511107	3	03/18/10	06/15/10	\$134 09	\$215 02	\$-80 93
PENNEY J C CO INC	708160106	2	07/29/09	06/15/10	\$54 95	\$58 13	\$-3 18
SCHLUMBERGER LTD	806857108	6	04/30/10	06/15/10	\$363 58	\$428 20	\$-64 62
ANADARKO PETROLEUM	032511107	1	03/11/10	06/15/10	\$44 70	\$72 13	\$-27 43
LAM RESH CORP	512807108	1	07/08/09	06/15/10	\$41 51	\$25 96	\$15 55
PENNEY J C CO INC	708160106	1	07/29/09	07/01/10	\$21 37	\$29 03	\$-7 66
PENNEY J C CO INC	708160106	1	07/29/09	07/01/10	\$21 28	\$29 06	\$-7 78
WESTERN UN CO	959802109	1	12/11/09	07/08/10	\$15 57	\$19 18	\$-3 61

U.S. TRUST



Bank of America Private Wealth Management

IM CHARLES J COOLEY FAMILY FDN

Short term transactions

This category includes all assets held 12 months or less.

Description	Cusip	Number of shares exchanged	Acquisition Date	Sale date	Gross proceeds less commissions	Tax cost	Net gain or loss
WESTERN UN CO	959802109	1	12/14/09	07/08/10	\$15 57	\$19 14	\$-3 57
WESTERN UN CO	959802109	2	12/11/09	07/08/10	\$31 14	\$38 22	\$-7 08
WESTERN UN CO	959802109	1	12/15/09	07/08/10	\$15 57	\$19 05	\$-3 48
WESTERN UN CO	959802109	1	12/10/09	07/08/10	\$15 56	\$18 99	\$-3 43
WESTERN UN CO	959802109	2	12/10/09	07/08/10	\$31 20	\$37 98	\$-6 78
WESTERN UN CO	959802109	5	12/10/09	07/08/10	\$78 00	\$94 94	\$-16 94
O REILLY AUTOMOTIVE INC	686091109	4	11/09/09	07/26/10	\$197 16	\$157 67	\$39 49
SCHLUMBERGER LTD	806857108	1	04/30/10	07/26/10	\$58 23	\$71 37	\$-13 14
SCHLUMBERGER LTD	806857108	3	04/30/10	07/26/10	\$174 78	\$214 10	\$-39 32
SCHLUMBERGER LTD	806857108	1	04/30/10	07/26/10	\$58 51	\$71 36	\$-12 85
NEWELL RUBBERMAID INC	651229106	1	04/23/10	07/28/10	\$15 70	\$17 74	\$-2 04
NEWELL RUBBERMAID INC	651229106	2	04/23/10	07/28/10	\$31 42	\$35 49	\$-4 07
NEWELL RUBBERMAID INC	651229106	2	04/26/10	07/29/10	\$31 13	\$35 11	\$-3 98
NEWELL RUBBERMAID INC	651229106	1	04/23/10	07/29/10	\$15 52	\$17 75	\$-2 23
NEWELL RUBBERMAID INC	651229106	1	04/23/10	07/29/10	\$15 57	\$17 74	\$-2 17
GENERAL MILLS INC	370334104	4	05/17/10	07/29/10	\$136 93	\$147 52	\$-10 59
GENERAL MILLS INC	370334104	4	05/18/10	07/29/10	\$136 94	\$147 69	\$-10 75
GENERAL MILLS INC	370334104	2	05/17/10	07/30/10	\$68 54	\$73 76	\$-5 22
GENERAL MILLS INC	370334104	1	05/17/10	07/30/10	\$34 28	\$36 86	\$-2 58
NEWELL RUBBERMAID INC	651229106	1	04/22/10	07/30/10	\$15 51	\$17 47	\$-1 96
NEWELL RUBBERMAID INC	651229106	2	04/22/10	07/30/10	\$30 97	\$34 93	\$-3 96
NEWELL RUBBERMAID INC	651229106	1	04/26/10	07/30/10	\$15 46	\$17 56	\$-2 10
NEWELL RUBBERMAID INC	651229106	1	04/22/10	07/30/10	\$15 51	\$17 45	\$-1 94
NEWELL RUBBERMAID INC	651229106	3	04/27/10	08/02/10	\$47 88	\$51 69	\$-3 81
OCCIDENTAL PETROLEUM CORP	674599105	1	04/30/10	08/04/10	\$78 78	\$89 24	\$-10 46
BEST BUY INC	086516101	1	04/23/10	08/04/10	\$35 06	\$48 12	\$-13 06



Bank of America Private Wealth Management

IM CHARLES J COOLEY FAMILY FDN

2010 Tax Information Letter

Account Number 030000362392

Page 9

Short term transactions

This category includes all assets held 12 months or less.

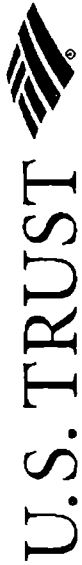
Description	Cusip	Number of shares exchanged	Acquisition Date	Sale date	Gross proceeds less commissions	Tax cost	Net gain or loss
BEST BUY INC	086516101	2	04/23/10	08/04/10	\$70.12	\$96.61	\$-26.49
BEST BUY INC	086516101	1	04/23/10	08/04/10	\$35.03	\$48.30	\$-13.27
BEST BUY INC	086516101	1	04/23/10	08/04/10	\$34.98	\$48.31	\$-13.33
OCCIDENTAL PETROLEUM CORP	674599105	1	05/17/10	08/04/10	\$78.96	\$80.13	\$-1.17
OCCIDENTAL PETROLEUM CORP	674599105	2	05/17/10	08/04/10	\$157.77	\$160.26	\$-2.49
OCCIDENTAL PETROLEUM CORP	674599105	1	04/30/10	08/04/10	\$78.96	\$89.24	\$-10.28
OCCIDENTAL PETROLEUM CORP	674599105	4	04/30/10	08/04/10	\$315.54	\$356.97	\$-41.43
EMC CORPORATION	268648102	11	08/20/09	08/10/10	\$221.49	\$166.84	\$54.65
BEST BUY INC	086516101	2	05/10/10	08/12/10	\$66.96	\$86.76	\$-19.80
BEST BUY INC	086516101	4	06/15/10	08/12/10	\$133.92	\$155.03	\$-21.11
BEST BUY INC	086516101	1	04/23/10	08/12/10	\$33.48	\$48.12	\$-14.64
POTASH CORP SASK INC	73755L107	1	01/06/10	08/17/10	\$144.97	\$121.56	\$23.41
PNC BANK CORP	693475105	2	03/11/10	08/20/10	\$105.99	\$115.59	\$-9.60
WELLS FARGO & CO (NEW)	949746101	1	04/15/10	08/20/10	\$24.49	\$33.54	\$-9.05
CELANESE CORP DEL SER A	150870103	1	03/18/10	08/20/10	\$26.33	\$32.88	\$-6.55
PNC BANK CORP	693475105	1	03/11/10	08/20/10	\$52.81	\$57.80	\$-4.99
WELLS FARGO & CO (NEW)	949746101	5	04/15/10	08/20/10	\$122.43	\$168.62	\$-46.19
CELANESE CORP DEL SER A	150870103	1	03/17/10	08/20/10	\$26.24	\$33.08	\$-6.84
WELLS FARGO & CO (NEW)	949746101	1	04/15/10	08/20/10	\$24.30	\$33.73	\$-9.43
UNITED STS STL CORP NEW	912909108	1	04/28/10	08/20/10	\$46.44	\$58.70	\$-12.26
CELANESE CORP DEL SER A	150870103	1	03/12/10	08/24/10	\$25.03	\$32.85	\$-7.82
CELANESE CORP DEL SER A	150870103	2	03/18/10	08/24/10	\$50.06	\$65.76	\$-15.70
CELANESE CORP DEL SER A	150870103	1	03/12/10	08/25/10	\$25.71	\$32.82	\$-7.11
CELANESE CORP DEL SER A	150870103	2	03/12/10	08/25/10	\$51.43	\$65.46	\$-14.03
CELANESE CORP DEL SER A	150870103	2	03/12/10	08/27/10	\$53.95	\$65.46	\$-11.51
CELANESE CORP DEL SER A	150870103	1	03/15/10	09/01/10	\$27.81	\$32.52	\$-4.71



Short term transactions

This category includes all assets held 12 months or less.

Description	Cusip	Number of shares exchanged	Acquisition Date	Sale date	Gross proceeds less commissions	Tax cost	Net gain or loss
WEYERHAEUSER CO	962166104	0.66	09/01/10	09/09/10	\$10.81	\$10.26	\$0.55
MCDONALDS CORP	580135101	2	07/07/10	09/09/10	\$147.60	\$134.08	\$13.52
PG & E CORP	69331C108	4	05/10/10	09/10/10	\$177.03	\$176.55	\$0.48
WATSON PHARMACEUTICALS INC	942683103	1	05/19/10	09/10/10	\$42.88	\$43.62	\$-0.74
GENERAL DYNAMICS CORP	369550108	1	03/29/10	09/15/10	\$60.83	\$60.83	\$0.00
GENERAL DYNAMICS CORP	369550108	1	03/30/10	09/15/10	\$60.83	\$60.83	\$0.00
WATSON PHARMACEUTICALS INC	942683103	1	05/19/10	09/16/10	\$42.88	\$43.62	\$-0.74
WATSON PHARMACEUTICALS INC	942683103	1	05/20/10	09/17/10	\$43.31	\$43.44	\$-0.13
CELANESE CORP DEL SER A	150870103	1	03/15/10	09/21/10	\$31.82	\$32.52	\$-0.70
HALLIBURTON CO	406216101	3	06/21/10	09/21/10	\$95.23	\$82.40	\$12.83
CELANESE CORP DEL SER A	150870103	3	03/15/10	09/21/10	\$94.90	\$97.58	\$-2.68
WEYERHAEUSER CO	962166104	8	09/01/10	09/21/10	\$123.35	\$124.32	\$-0.97
NIKE INC CLASS B	654106103	1	03/19/10	09/22/10	\$77.36	\$73.50	\$3.86
O REILLY AUTOMOTIVE INC	686091109	1	01/08/10	09/24/10	\$53.17	\$38.04	\$15.13
O REILLY AUTOMOTIVE INC	686091109	1	01/11/10	09/24/10	\$53.17	\$37.93	\$15.24
AMERICAN EXPRESS CO	025816109	3	03/17/10	09/24/10	\$128.64	\$123.59	\$5.05
AMERICAN EXPRESS CO	025816109	3	07/07/10	09/24/10	\$128.64	\$119.68	\$8.96
AMERICAN EXPRESS CO	025816109	2	10/08/09	09/24/10	\$85.76	\$69.89	\$15.87
AMERICAN EXPRESS CO	025816109	1	10/08/09	09/24/10	\$42.88	\$34.88	\$8.00
MANPOWER INC	56418H100	1	10/13/09	09/24/10	\$49.18	\$66.12	\$-16.94
O REILLY AUTOMOTIVE INC	686091109	1	01/07/10	09/24/10	\$53.17	\$38.32	\$14.85
O REILLY AUTOMOTIVE INC	686091109	1	01/05/10	09/24/10	\$53.17	\$38.35	\$14.82
O REILLY AUTOMOTIVE INC	686091109	1	01/06/10	09/24/10	\$53.17	\$38.36	\$14.81
O REILLY AUTOMOTIVE INC	686091109	1	01/06/10	09/24/10	\$53.17	\$38.40	\$14.77
O REILLY AUTOMOTIVE INC	686091109	1	01/05/10	09/24/10	\$53.17	\$38.56	\$14.61
NIKE INC CLASS B	654106103	1	03/01/10	09/24/10	\$81.25	\$68.47	\$12.78



Bank of America Private Wealth Management

IM CHARLES J COOLEY FAMILY FDN

2010 Tax Information Letter

Account Number 030000362392

Page 11

Short term transactions

This category includes all assets held 12 months or less.

Description	Cusip	Number of shares exchanged	Acquisition Date	Sale date	Gross proceeds less commissions	Tax cost	Net gain/loss
NIKE INC CLASS B	654106103	1	03/01/10	09/24/10	\$80 39	\$68 48	\$11 91
MANPOWER INC	56418H100	1	09/30/09	09/24/10	\$49 18	\$56 56	\$-7 38
MANPOWER INC	56418H100	2	09/24/09	09/24/10	\$98 35	\$111 45	\$-13 10
MANPOWER INC	56418H100	1	12/04/09	09/24/10	\$49 18	\$57 50	\$-8 32
MANPOWER INC	56418H100	1	09/25/09	09/24/10	\$49 17	\$55 80	\$-6 63
AMERICAN ELECTRIC POWER INC	025537101	3	12/02/09	09/30/10	\$108 75	\$101 41	\$7 34
AMERICAN ELECTRIC POWER INC	025537101	1	12/02/09	09/30/10	\$36 25	\$33 66	\$2 59
AMERICAN ELECTRIC POWER INC	025537101	1	10/13/09	09/30/10	\$36 25	\$31 62	\$4 63
HEWLETT PACKARD CO	428236103	7	02/10/10	10/01/10	\$283 60	\$338 93	\$-55 33
CVS CORPORATION DEL	126650100	8	10/01/10	10/11/10	\$248 30	\$254 69	\$-6 39
POTASH CORP SASK INC	73755L107	1	12/22/09	10/20/10	\$142 53	\$107 52	\$35 01
NEXTERA ENERGY INC	65339F101	1	08/02/10	10/27/10	\$54 49	\$53 97	\$0 52
NEXTERA ENERGY INC	65339F101	1	08/23/10	10/27/10	\$54 49	\$53 86	\$0 63
NIKE INC CLASS B	654106103	4	02/12/10	11/04/10	\$333 39	\$249 50	\$83 89
HEINZ H J CO	423074103	3	08/20/10	11/11/10	\$144 74	\$141 51	\$3 23
HEINZ H J CO	423074103	1	08/20/10	11/11/10	\$48 26	\$47 17	\$1 09
HEINZ H J CO	423074103	2	08/20/10	11/11/10	\$96 56	\$93 86	\$2 70
GENERAL DYNAMICS CORP	369550108	1	03/02/10	11/12/10	\$66 70	\$78 94	\$-12 24
GENERAL DYNAMICS CORP	369550108	1	08/19/10	11/12/10	\$66 70	\$62 01	\$4 69
GENERAL DYNAMICS CORP	369550108	4	05/10/10	11/12/10	\$266 78	\$289 52	\$-22 74
GENERAL DYNAMICS CORP	369550108	1	03/31/10	11/12/10	\$66 70	\$77 33	\$-10 63
GENERAL DYNAMICS CORP	369550108	1	03/03/10	11/12/10	\$66 70	\$78 08	\$-11 38
INGERSOLL-RAND CO LTD	G47791101	1	01/11/10	11/15/10	\$42 12	\$37 45	\$4 67
INGERSOLL-RAND CO LTD	G47791101	1	01/11/10	11/15/10	\$42 12	\$37 27	\$4 85
INGERSOLL-RAND CO LTD	G47791101	2	01/11/10	11/15/10	\$84 23	\$74 22	\$10 01
INGERSOLL-RAND CO LTD	G47791101	1	05/06/10	11/15/10	\$41 99	\$37 10	\$4 89

IM CHARLES J COOLEY FAMILY FDN

Short term transactions

This category includes all assets held 12 months or less.

Description	Cusip	Number of shares exchanged	Acquisition Date	Sale date	Gross proceeds less commissions	Tax cost	Net gain or loss
LIMITED INC	532716107	3	09/13/10	11/16/10	\$92 89	\$77 63	\$15 26
LIMITED INC	532716107	2	07/08/10	11/17/10	\$63 40	\$47 91	\$15 49
LIMITED INC	532716107	1	09/13/10	11/17/10	\$31 81	\$25 88	\$5 93
METLIFE INC	59156R108	1	08/19/10	12/02/10	\$40 37	\$39 15	\$1 22
METLIFE INC	59156R108	14	08/03/10	12/02/10	\$565 14	\$593 80	\$-28 66
METLIFE INC	59156R108	2	08/19/10	12/02/10	\$80 73	\$79 38	\$1 35
NEXTERA ENERGY INC	65339F101	1	08/03/10	12/08/10	\$50 42	\$53 77	\$-3 35
NEXTERA ENERGY INC	65339F101	3	08/19/10	12/08/10	\$151 25	\$155 87	\$-4 62
NEXTERA ENERGY INC	65339F101	1	08/19/10	12/08/10	\$50 42	\$52 08	\$-1 66
NEXTERA ENERGY INC	65339F101	2	07/30/10	12/08/10	\$100 84	\$104 47	\$-3 63
NEXTERA ENERGY INC	65339F101	4	07/29/10	12/08/10	\$201 68	\$210 17	\$-8 49
NEXTERA ENERGY INC	65339F101	2	08/20/10	12/08/10	\$100 84	\$106 06	\$-5 22
NEXTERA ENERGY INC	65339F101	1	08/23/10	12/08/10	\$50 42	\$53 85	\$-3 43
NEXTERA ENERGY INC	65339F101	1	08/02/10	12/08/10	\$50 42	\$53 81	\$-3 39
AMGEN INC	031162100	1	09/20/10	12/14/10	\$56 48	\$55 85	\$0 63
AMGEN INC	031162100	1	09/20/10	12/14/10	\$55 96	\$55 85	\$0 11
AMGEN INC	031162100	2	09/20/10	12/14/10	\$113 01	\$111 71	\$1 30
AMGEN INC	031162100	1	09/29/10	12/14/10	\$55 96	\$54 77	\$1 19
AMGEN INC	031162100	2	09/29/10	12/14/10	\$113 01	\$109 54	\$3 47
AMGEN INC	031162100	2	10/07/10	12/14/10	\$111 92	\$112 14	\$-0 22
INTERNATIONAL PAPER CO	460146103	10	03/24/10	12/16/10	\$253 71	\$261 86	\$-8 15
XL GROUP PLC	G98290102	5	08/25/10	12/16/10	\$105 38	\$88 41	\$16 97
XL GROUP PLC	G98290102	1	08/25/10	12/16/10	\$21 08	\$17 59	\$3 49
XL GROUP PLC	G98290102	7	08/04/10	12/16/10	\$147 54	\$127 06	\$20 48
XL GROUP PLC	G98290102	6	09/13/10	12/16/10	\$126 46	\$122 69	\$3 77
NABORS INDUSTRIES LTD SHS	G6359F103	14	09/21/10	12/16/10	\$306 66	\$257 86	\$48 80



Bank of America Private Wealth Management

IM CHARLES J COOLEY FAMILY FDN

Short term transactions

This category includes all assets held 12 months or less.

Description	Cusip	Number of shares exchanged	Acquisition Date	Sale date	Gross proceeds less commissions	Tax cost	Net gain/loss
NABORS INDUSTRIES LTD SHS	G6359F103	6	09/21/10	12/16/10	\$131.42	\$110.82	\$20.60
NAVISTAR INTL CORP NEW	63934E108	1	08/13/10	12/17/10	\$58.57	\$45.83	\$12.74
UNITED STS STL CORP NEW	912909108	3	09/21/10	12/20/10	\$174.50	\$135.07	\$39.43
UNITED STS STL CORP NEW	912909108	1	09/24/10	12/20/10	\$58.16	\$42.63	\$15.53
NAVISTAR INTL CORP NEW	63934E108	1	08/13/10	12/21/10	\$59.26	\$45.82	\$13.44
UNITED STS STL CORP NEW	912909108	1	09/24/10	12/21/10	\$58.54	\$42.64	\$15.90
UNITED STS STL CORP NEW	912909108	1	09/24/10	12/21/10	\$58.89	\$42.63	\$16.26
Total short term gain/loss from sales:					\$20,963.49	\$20,126.90	\$836.59

Long term transactions

This category includes all assets held more than 12 months.

Description	Cusip	Number of shares exchanged	Acquisition Date	Sale date	Gross proceeds less commissions	Tax cost	Net gain/loss
MARATHON OIL CORP	565849106	1	10/13/08	01/04/10	\$32.02	\$27.79	\$4.23
JP MORGAN CHASE & CO	46625H100	7	03/31/06	01/05/10	\$304.83	\$292.76	\$12.07
MARATHON OIL CORP	565849106	4	10/13/08	01/05/10	\$128.58	\$111.14	\$17.44
JOHNSON AND JOHNSON	478160104	6	01/09/07	01/05/10	\$383.52	\$397.48	\$-13.96
JOHNSON AND JOHNSON	478160104	1	01/09/07	01/05/10	\$63.92	\$66.25	\$-2.33
JP MORGAN CHASE & CO	46625H100	2	11/14/07	01/05/10	\$87.09	\$90.43	\$-3.34
RAYONIER INC	754907103	1	03/03/08	01/07/10	\$43.39	\$42.81	\$0.58
RAYONIER INC	754907103	1	07/24/07	01/07/10	\$43.39	\$44.67	\$-1.28
AVON PRODUCTS INC	054303102	3	01/31/08	01/07/10	\$93.44	\$104.26	\$-10.82
AMGEN INC	031162100	5	06/27/08	01/08/10	\$280.88	\$235.07	\$45.81
AMGEN INC	031162100	1	06/27/08	01/08/10	\$56.05	\$47.02	\$9.03
FPL GROUP INC	302571104	2	11/13/08	01/12/10	\$103.24	\$92.17	\$11.07
FPL GROUP INC	302571104	1	11/13/08	01/12/10	\$51.58	\$46.09	\$5.49
FPL GROUP INC	302571104	2	11/13/08	01/13/10	\$102.04	\$92.17	\$9.87

U.S. TRUST



Bank of America Private Wealth Management

IM CHARLES J COOLEY FAMILY FDN

Long term transactions

This category includes all assets held more than 12 months.

Description	Cusip	Number of shares exchanged	Acquisition Date	Sale date	Gross proceeds less commissions	Tax cost	Net gain or loss
FPL GROUP INC	302571104	2	11/13/08	01/14/10	\$100.10	\$92.18	\$7.92
FPL GROUP INC	302571104	3	11/13/08	01/14/10	\$150.04	\$138.26	\$11.78
INTEL CORP	458140100	9	10/01/08	01/14/10	\$189.27	\$166.32	\$22.95
AIR PRODUCTS & CHEMICALS INC	009158106	1	02/27/07	02/05/10	\$68.51	\$76.99	\$-8.48
AIR PRODUCTS & CHEMICALS INC	009158106	2	02/27/07	02/05/10	\$137.02	\$151.79	\$-14.77
AIR PRODUCTS & CHEMICALS INC	009158106	1	02/27/07	02/08/10	\$69.47	\$75.90	\$-6.43
INTEL CORP	458140100	12	02/06/09	02/10/10	\$235.59	\$176.34	\$59.25
AIR PRODUCTS & CHEMICALS INC	009158106	2	02/27/07	02/11/10	\$136.97	\$151.79	\$-14.82
TRANSOCEAN LTD	H8817H100	1	07/15/07	02/16/10	\$82.53	\$122.51	\$-39.98
ABN AMRO FDS MONTAG & CALDWELL	00078H281	443.85	01/23/09	03/04/10	\$10,000.00	\$7,381.28	\$2,618.72
AXIS CAPITAL HOLDINGS LTD SHS	G0692U109	1	02/10/09	03/11/10	\$31.77	\$26.25	\$5.52
UNITED TECHNOLOGIES CORP	913017109	3	11/08/04	03/11/10	\$214.28	\$145.50	\$68.78
AXIS CAPITAL HOLDINGS LTD SHS	G0692U109	3	02/09/09	03/15/10	\$95.95	\$78.62	\$17.33
GOLDMAN SACHS GROUP INC	38141G104	2	07/10/07	03/17/10	\$354.47	\$373.19	\$-18.72
GOLDMAN SACHS GROUP INC	38141G104	1	07/14/07	03/17/10	\$177.23	\$197.63	\$-20.40
WAL MART STORES INC	931142103	5	03/24/08	03/26/10	\$278.42	\$267.04	\$11.38
WAL MART STORES INC	931142103	2	03/24/08	03/26/10	\$111.10	\$106.81	\$4.29
PRUDENTIAL FINL INC	744320102	1	03/12/07	04/13/10	\$62.72	\$67.57	\$-4.85
WEYERHAEUSER CO	962166104	1	08/29/08	04/13/10	\$45.80	\$55.75	\$-9.95
GOLDMAN SACHS GROUP INC	38141G104	1	07/10/07	04/16/10	\$161.37	\$186.60	\$-25.23
MONSANTO CO NEW	61166W101	1	11/15/08	04/22/10	\$65.43	\$95.08	\$-29.65
MONSANTO CO NEW	61166W101	1	10/21/08	04/23/10	\$65.25	\$90.14	\$-24.89
AT&T INC	00206R102	11	11/08/04	04/23/10	\$287.67	\$287.76	\$-0.09
CARNIVAL CORP PAIRED CTF 1 COM	143658300	1	04/16/09	04/26/10	\$43.45	\$26.99	\$16.46
AVON PRODUCTS INC	054303102	5	03/11/09	04/29/10	\$162.97	\$80.47	\$82.50
UNITED TECHNOLOGIES CORP	913017109	1	11/08/04	04/29/10	\$75.45	\$48.50	\$26.95



Bank of America Private Wealth Management

2010 Tax Information Letter

Account Number 030000362392

Page 15

IM CHARLES J COOLEY FAMILY FDN

Long term transactions

This category includes all assets held more than 12 months.

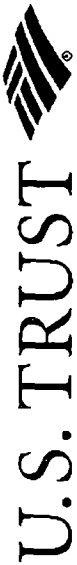
Description	Cusip	Number of shares exchanged	Acquisition Date	Sale date	Gross proceeds less commissions	Tax cost	Net gain or loss
AVON PRODUCTS INC	054303102	3	01/31/08	04/29/10	\$97 78	\$104 26	\$-6 48
HALLIBURTON CO	406216101	5	10/09/08	04/30/10	\$152 74	\$103 51	\$49 23
HALLIBURTON CO	406216101	3	10/09/08	04/30/10	\$91 65	\$62 11	\$29 54
GOLDMAN SACHS GROUP INC	38141G104	1	08/17/07	04/30/10	\$145 18	\$174 62	\$-29 44
HALLIBURTON CO	406216101	5	10/13/08	04/30/10	\$152 74	\$102 26	\$50 48
CARNIVAL CORP PAIRED CTF 1 COM	143658300	3	04/16/09	05/10/10	\$115 82	\$80 96	\$34 86
WEYERHAEUSER CO	962166104	1	04/23/09	05/10/10	\$46 57	\$36 28	\$10 29
CARNIVAL CORP PAIRED CTF 1 COM	143658300	1	04/09/09	05/10/10	\$38 60	\$25 84	\$12 76
WEYERHAEUSER CO	962166104	1	04/23/09	05/10/10	\$46 56	\$35 79	\$10 77
NORDSTROM INC	655664100	1	04/14/09	05/14/10	\$39 58	\$21 13	\$18 45
NORDSTROM INC	655664100	1	04/14/09	05/14/10	\$39 59	\$21 29	\$18 30
NORDSTROM INC	655664100	1	04/17/09	05/14/10	\$39 59	\$21 42	\$18 17
NORDSTROM INC	655664100	1	04/27/09	05/14/10	\$39 59	\$21 69	\$17 90
NORDSTROM INC	655664100	1	04/14/09	05/17/10	\$38 64	\$21 13	\$17 51
NORDSTROM INC	655664100	1	04/23/09	05/17/10	\$38 64	\$20 97	\$17 67
NORDSTROM INC	655664100	1	04/09/09	05/17/10	\$38 63	\$20 95	\$17 68
BOSTON PPTYS INC	101121101	3	11/08/04	05/17/10	\$232 64	\$162 61 *	\$70 03
BOSTON PPTYS INC	101121101	2	05/07/09	05/17/10	\$155 10	\$99 46 *	\$55 64
BOSTON PPTYS INC	101121101	5	04/16/09	05/17/10	\$387 74	\$217 59 *	\$170 15
EOG RES INC	26875P101	4	10/14/08	05/17/10	\$407 48	\$282 85	\$124 63
EOG RES INC	26875P101	4	10/14/08	05/17/10	\$410 74	\$282 85	\$127 89
MORGAN STANLEY	617446448	3	03/20/09	05/19/10	\$80 68	\$62 01	\$18 67
D R HORTON INC	23331A109	3	05/18/09	05/19/10	\$37 68	\$29 30	\$8 38
MORGAN STANLEY	617446448	3	02/23/09	05/19/10	\$80 97	\$58 46	\$22 51
MORGAN STANLEY	617446448	3	02/17/09	05/19/10	\$80 67	\$60 48	\$20 19
ZIONS BANCORPORATION	989701107	6	04/20/09	05/19/10	\$149 73	\$82 06	\$67 67



Long term transactions

This category includes all assets held more than 12 months.

Description	Cusip	Number of shares exchanged	Acquisition Date	Sale date	Gross proceeds less commissions	Tax cost	Net gain or loss
FREEMPORT-MCMORAN COPPER & GOLD CL B	35671D857	0.49	12/08/08	05/21/10	\$33.60	\$14.04	\$19.56
MONSANTO CO NEW	61166W101	1	10/09/08	05/27/10	\$49.24	\$85.75	\$-36.51
MONSANTO CO NEW	61166W101	1	10/09/08	05/27/10	\$49.24	\$86.08	\$-36.84
MONSANTO CO NEW	61166W101	1	10/09/08	05/27/10	\$48.69	\$86.09	\$-37.40
MONSANTO CO NEW	61166W101	1	10/09/08	05/27/10	\$48.62	\$86.09	\$-37.47
PENNEY J C CO INC	708160106	1	06/04/09	06/15/10	\$27.39	\$29.10	\$-1.71
PENNEY J C CO INC	708160106	1	06/04/09	06/15/10	\$27.48	\$29.10	\$-1.62
NAVISTAR INTL CORP NEW	63934E108	1	04/20/09	06/15/10	\$54.34	\$34.84	\$19.50
NAVISTAR INTL CORP NEW	63934E108	2	04/20/09	06/16/10	\$109.23	\$69.67	\$39.56
NORDSTROM INC	655664100	3	04/08/09	06/30/10	\$97.71	\$55.32	\$42.39
NORDSTROM INC	655664100	3	04/09/09	06/30/10	\$97.70	\$62.85	\$34.85
LOWES COMPANIES INC	548661107	1	04/24/09	07/01/10	\$20.29	\$21.01	\$-0.72
LOWES COMPANIES INC	548661107	4	04/07/08	07/01/10	\$80.86	\$102.30	\$-21.44
LOWES COMPANIES INC	548661107	7	03/24/08	07/01/10	\$141.51	\$168.00	\$-26.49
LOWES COMPANIES INC	548661107	4	03/24/08	07/01/10	\$81.17	\$96.00	\$-14.83
PENNEY J C CO INC	708160106	3	06/19/09	07/01/10	\$64.10	\$79.59	\$-15.49
LOWES COMPANIES INC	548661107	2	11/15/04	07/01/10	\$40.43	\$60.67	\$-20.24
LOWES COMPANIES INC	548661107	2	07/23/08	07/01/10	\$40.59	\$42.08	\$-1.49
PENNEY J C CO INC	708160106	4	06/19/09	07/02/10	\$84.91	\$106.11	\$-21.20
PENNEY J C CO INC	708160106	3	06/19/09	07/06/10	\$62.44	\$79.59	\$-17.15
MORGAN STANLEY	617446448	1	02/23/09	07/08/10	\$24.09	\$19.48	\$4.61
MORGAN STANLEY	617446448	8	02/23/09	07/08/10	\$193.20	\$155.88	\$37.32
ACE LTD	H0023R105	2	03/15/07	07/09/10	\$109.83	\$109.83	\$0.00
CHEVRONTEXACO CORP	166764100	4	09/11/08	07/23/10	\$292.94	\$336.97	\$-44.03
CHEVRONTEXACO CORP	166764100	1	08/15/08	07/23/10	\$73.23	\$84.15	\$-10.92
LAM RESH CORP	512807108	4	06/30/09	07/26/10	\$170.06	\$103.32	\$66.74



Bank of America Private Wealth Management

2010 Tax Information Letter

Account Number 030000362392

Page 17

IM CHARLES J COOLEY FAMILY FDN

Long term transactions

This category includes all assets held more than 12 months.

Description	Cusip	Number of shares exchanged	Acquisition Date	Sale date	Gross proceeds less commissions	Tax cost	Net gain or loss
LAM RESH CORP	512807108	1	06/30/09	07/26/10	\$42 04	\$25 83	\$16 21
LAM RESH CORP	512807108	3	07/08/09	07/26/10	\$126 13	\$77 87	\$48 26
LAM RESH CORP	512807108	3	06/30/09	07/26/10	\$127 55	\$76 95	\$50 60
L-3 COMMUNICATIONS HLDGS INC	502424104	1	01/05/09	07/27/10	\$74 43	\$74 43	\$0 00
LOWES COMPANIES INC	548661107	1	04/23/09	07/28/10	\$20 77	\$20 42	\$0 35
LOWES COMPANIES INC	548661107	10	07/23/08	07/28/10	\$207 69	\$210 05	\$-2 36
LOWES COMPANIES INC	548661107	3	07/23/08	07/28/10	\$62 24	\$63 01	\$-0 77
LOWES COMPANIES INC	548661107	2	04/24/09	07/28/10	\$41 49	\$42 01	\$-0 52
L-3 COMMUNICATIONS HLDGS INC	502424104	1	11/21/08	07/28/10	\$74 00	\$61 69	\$12 31
L-3 COMMUNICATIONS HLDGS INC	502424104	1	12/17/08	07/28/10	\$74 00	\$75 17	\$-1 17
L-3 COMMUNICATIONS HLDGS INC	502424104	1	01/05/09	07/28/10	\$73 89	\$76 00	\$-2 11
EATON CORP	278058102	1	04/09/09	07/28/10	\$77 31	\$44 07	\$33 24
L-3 COMMUNICATIONS HLDGS INC	502424104	1	11/21/08	07/29/10	\$73 45	\$61 69	\$11 76
WEYERHAEUSER CO	962166104	3	04/09/09	07/29/10	\$49 63	\$91 12	\$-41 49
WEYERHAEUSER CO	962166104	3	04/13/09	07/29/10	\$49 46	\$94 04	\$-44 58
RAYONIER INC	754907103	2	03/03/08	07/29/10	\$99 73	\$84 71	\$15 02
LOWES COMPANIES INC	548661107	5	04/23/09	07/29/10	\$102 57	\$101 93	\$0 64
RAYONIER INC	754907103	3	03/03/08	07/30/10	\$146 11	\$127 06	\$19 05
L-3 COMMUNICATIONS HLDGS INC	502424104	2	11/21/08	07/30/10	\$146 09	\$123 38	\$22 71
SMUCKER J M CO NEW	832696405	2	01/06/09	08/02/10	\$119 88	\$87 32	\$32 56
SMUCKER J M CO NEW	832696405	1	11/21/08	08/02/10	\$59 94	\$42 42	\$17 52
SMUCKER J M CO NEW	832696405	1	07/24/09	08/02/10	\$59 94	\$50 38	\$9 56
EMC CORPORATION	268648102	5	08/26/07	08/10/10	\$100 68	\$92 98	\$7 70
EMC CORPORATION	268648102	15	07/23/08	08/10/10	\$302 03	\$206 00	\$96 03
EMC CORPORATION	268648102	5	08/26/07	08/10/10	\$100 54	\$92 98	\$7 56
EMC CORPORATION	268648102	3	08/26/07	08/10/10	\$60 19	\$55 79	\$4 40

U.S. TRUST



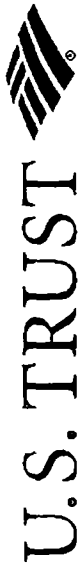
Bank of America Private Wealth Management

IM CHARLES J COOLEY FAMILY FDN

Long term transactions

This category includes all assets held more than 12 months.

Description	Cusip	Number of shares exchanged	Acquisition Date	Sale date	Gross proceeds less commissions	Tax cost	Net gain or loss
EMC CORPORATION	268648102	1	08/14/07	08/10/10	\$20.07	\$18.62	\$1.45
SMUCKER J M CO NEW	832696405	1	11/21/08	08/18/10	\$58.85	\$42.42	\$16.43
SMUCKER J M CO NEW	832696405	1	11/21/08	08/19/10	\$58.08	\$42.43	\$15.65
UNITED STS STL CORP NEW	912909108	4	07/15/09	08/20/10	\$188.00	\$138.24	\$49.76
US BANCORP DEL NEW	902973304	2	07/16/08	08/20/10	\$43.37	\$49.15	\$-5.78
US BANCORP DEL NEW	902973304	6	11/02/04	08/20/10	\$130.13	\$170.93	\$-40.80
US BANCORP DEL NEW	902973304	3	04/13/05	08/20/10	\$65.06	\$86.88	\$-21.82
US BANCORP DEL NEW	902973304	5	04/13/05	08/20/10	\$108.13	\$144.79	\$-36.66
SMUCKER J M CO NEW	832696405	1	11/21/08	08/20/10	\$59.48	\$41.02	\$18.46
SMUCKER J M CO NEW	832696405	1	11/21/08	08/20/10	\$59.48	\$42.42	\$17.06
PNC BANK CORP	693475105	1	04/13/05	08/20/10	\$53.09	\$51.44	\$1.65
UNITED STS STL CORP NEW	912909108	4	07/15/09	08/20/10	\$185.77	\$138.25	\$47.52
FREEMONT-MCMORAN COPPER & GOLD CL B	35671D857	1	12/08/08	08/20/10	\$71.17	\$28.89	\$42.28
FREEMONT-MCMORAN COPPER & GOLD CL B	35671D857	1	12/08/08	08/20/10	\$70.85	\$28.89	\$41.96
FREEMONT-MCMORAN COPPER & GOLD CL B	35671D857	1	12/08/08	08/23/10	\$70.34	\$28.89	\$41.45
UNITED STS STL CORP NEW	912909108	1	07/15/09	08/23/10	\$45.74	\$34.56	\$11.18
UNITED STS STL CORP NEW	912909108	3	07/15/09	08/24/10	\$131.67	\$103.69	\$27.98
EATON CORP	278058102	5	03/11/09	08/30/10	\$353.09	\$161.13	\$191.96
UNITED TECHNOLOGIES CORP	913017109	2	11/08/04	08/30/10	\$131.47	\$97.00	\$34.47
PG & E CORP	69331C108	3	11/08/04	09/10/10	\$132.77	\$98.28	\$34.49
PG & E CORP	69331C108	2	11/08/04	09/10/10	\$89.41	\$65.52	\$23.89
PG & E CORP	69331C108	2	07/13/09	09/10/10	\$88.51	\$74.58	\$13.93
PG & E CORP	69331C108	5	11/08/04	09/13/10	\$218.32	\$163.80	\$54.52
UNITED TECHNOLOGIES CORP	913017109	3	11/08/04	09/15/10	\$204.85	\$145.50	\$59.35
CARNIVAL CORP PAIRED CTF I COM	143658300	1	04/09/09	09/20/10	\$36.75	\$25.84	\$10.91
CARNIVAL CORP PAIRED CTF I COM	143658300	2	04/09/09	09/20/10	\$73.60	\$51.69	\$21.91



Bank of America Private Wealth Management

2010 Tax Information Letter

Account Number 030000362392

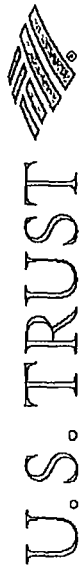
Page 19

IM CHARLES J COOLEY FAMILY FDN

Long term transactions

This category includes all assets held more than 12 months.

Description	Cusip	Number of shares exchanged	Acquisition Date	Sale date	Gross proceeds less commissions	Tax cost	Net gain or loss
PFIZER INC	717081103	3	07/10/09	09/21/10	\$51.54	\$42.54	\$9.00
PFIZER INC	717081103	36	07/09/09	09/21/10	\$618.48	\$517.51	\$100.97
EMC CORPORATION	268648102	13	07/23/08	09/29/10	\$269.12	\$178.54	\$90.58
COLUMBIA FDS SER TR I STRATEGIC	19765L694	67.48	12/05/07	10/13/10	\$417.70	\$410.16	\$7.54
COLUMBIA FDS SER TR I INTERMEDIATE	19765N468	108.23	05/08/07	10/13/10	\$1,000.00	\$958.87	\$41.13
COLUMBIA FDS SER TR MID CAP INDEX	19765J608	94.7	07/10/01	10/13/10	\$1,000.00	\$812.50	\$187.50
COLUMBIA FDS SER TR SMALL CAP	19765J814	63.37	11/01/04	10/13/10	\$1,000.00	\$1,157.15	\$-157.15
COLUMBIA FDS SER TR I STRATEGIC	19765L694	417.17	11/20/07	10/13/10	\$2,582.30	\$2,481.47	\$100.83
COLUMBIA FDS SER TR I STRATEGIC	19765L694	484.65	11/20/07	10/13/10	\$3,000.00	\$2,882.86	\$117.14
DIAGEO PLC SPONSORED ADR NEW	25243Q205	1	09/18/09	10/26/10	\$74.27	\$64.57	\$9.70
OCCIDENTAL PETROLEUM CORP	674599105	2	01/06/09	10/27/10	\$155.83	\$123.16	\$32.67
INTERNATIONAL BUSINESS MACHINES	459200101	1	08/20/09	11/03/10	\$143.36	\$119.01	\$24.35
INTERNATIONAL BUSINESS MACHINES	459200101	1	10/13/08	11/03/10	\$143.35	\$89.70	\$53.65
CHEVRONTXACO CORP	166764100	6	08/15/08	11/18/10	\$500.83	\$504.93	\$-4.10
PROCTER & GAMBLE CO	742718109	1	04/30/08	12/02/10	\$62.33	\$67.75	\$-5.42
PROCTER & GAMBLE CO	742718109	5	07/10/08	12/02/10	\$311.66	\$319.75	\$-8.09
PROCTER & GAMBLE CO	742718109	2	11/21/08	12/02/10	\$124.67	\$123.26	\$1.41
MCDONALDS CORP	580135101	3	11/08/04	12/09/10	\$233.53	\$91.17	\$142.36
MCDONALDS CORP	580135101	3	11/08/04	12/13/10	\$232.54	\$91.17	\$141.37
AMERICAN EXPRESS CO	025816109	2	09/18/09	12/20/10	\$84.82	\$69.31	\$15.51
AMERICAN EXPRESS CO	025816109	1	09/18/09	12/20/10	\$42.04	\$34.66	\$7.38
UNITED STS STL CORP NEW	912909108	2	07/15/09	12/21/10	\$117.79	\$69.12	\$48.67
AMERICAN EXPRESS CO	025816109	1	08/27/09	12/21/10	\$43.18	\$33.61	\$9.57
AMERICAN EXPRESS CO	025816109	1	09/18/09	12/21/10	\$43.19	\$34.65	\$8.54
AMERICAN EXPRESS CO	025816109	3	08/27/09	12/22/10	\$128.23	\$100.83	\$27.40



Bank of America Private Wealth Management

IM CHARLES J COOLEY FAMILY FDN

Long term transactions

This category includes all assets held more than 12 months.

Description	Cusip	Number of shares exchanged	Acquisition Date	Sale date	Gross proceeds less commissions	Tax cost	Net gain or loss
AMERICAN EXPRESS CO	025816109	1	08/27/09	12/22/10	\$42 86	\$33 61	\$9 25
Total long term gain/loss from sales:					\$38,128 47	\$32,419 17	\$5,709 30



30611702900

Settlement Date

Account Summary

Dec 01, 2010 through Dec. 31, 2010

Account: 10-03-000-0749028 CHARLES J COOLEY FAM FDN COMB

Market Value \$160,341.16

Account Activity

Description	Current Period	YTD Since 01/01/10
Beginning Market Value	\$152,232.35	\$171,345.80
Income	1,439.57	4,242.22
Deposits	166.90	333.03
Disbursements	0.00	-27,000.00
Bank Fees	-110.28	-1,661.24
Change in Market Value	6,612.62	13,081.35
Ending Market Value	\$160,341.16	\$160,341.16
Change in Account Value	8,108.81	-11,004.64

Realized Gain/Loss Summary


Description	Current Period	Fiscal YTD
Short-term	\$165.86	\$835.61
Long-term	564.85	6,035.30
Net Total	\$730.71	\$6,870.91

Income Summary

Description	Current Period	YTD Since 01/01/10
Dividends - Taxable	\$1,439.23	\$4,230.36
Interest - Taxable	0.34	11.86
Total Income	\$1,439.57	\$4,242.22

Portfolio Allocation

Description	Market Value	Tax Cost	Estimated Annual Income	Current Yield
Cash/Currency	\$4,863.68	\$4,863.28	\$6.32	0.1%
Equities	123,835.16	100,165.93	1,511.89	1.2
Fixed Income	30,618.80	30,954.48	2,047.17	6.7
Real Estate	1,023.52	768.04	37.59	3.7
Total Assets	\$160,341.16	\$136,751.73	\$3,602.97	2.2%
Total	\$160,341.16	\$136,751.73	\$3,602.97	



Assets representing less than 5% of total are grouped together as "Other" for display on the pie chart.